

Corrections Victoria

2018-2019 Drugs in Victorian Prisons Report

February 2019

Report on Prohibited Drug Use and
Contraband Seized in Victorian Prisons

The System Performance Branch produces the Drugs in Victorian Prisons Report (DIVPR) each month to provide data pertaining to drug use – both illicit use and prescription misuse - and contraband seizures in Victorian prisons. The report is provided on a monthly basis, and is made available to selected stakeholders, such as the Assistant Commissioner Security and Intelligence Division, Deputy Commissioner Operations, General Manager Security and Emergency Services Group, General Manager Corrections Victoria Intelligence Unit, and Prison General Managers and Regional Directors. The report is designed to provide information for consideration of action, including the deployment of resources to detect and reduce drugs in Victorian prisons.

The DIVPR specifically compiles and presents data in the following areas:

- urinalysis results for Random General and Targeted testing,
- types of drugs identified through urinalysis,
- seizures of contraband from visitors and prisoners,
- Ion Scanner readings (maximum security walk-through technology).

The first section of the DIVPR provides a statewide overview of the above data, with the second section providing location specific data. In a bid to include details of all urinalysis test results from the preceding month, compilation does not commence until after the 15th day of the following month. Information is provided by Prison Intelligence Units (seizures), the Drug Strategy Support Team (drug metabolite breakdowns), as well as the Monitoring, Reporting and Standards Unit (Random General – SDO8 data).

There has been an amendment to the seizure category of “Syringes”, which has been renamed to “Syringes & Needles”, to capture needles modified for drug use.




Table of Contents

STATEWIDE OVERVIEW	5
Urinalysis Results: 2018-2019	5
Graph of Targeted and Random General Urinalysis Positives & Equivalentents 2018-2019	7
Targeted and Random General Urinalysis Positives & Equivalentents: 2018-2019	8
Location Muster against Urinalysis Tests Collected and % Positive	9
DRUGS IDENTIFIED THROUGH URINALYSIS	10
Positive Urinalysis Results by Drug Type per Prison Location – February 19	10
Graph of Positive Urinalysis Results: Drug Type by Prison – February 2019	11
Current Financial Year and Previous Financial Years	12
Breakdown of Amphetamine & Opiate Drug Groups by Metabolite – 2018-2019	13
Positive by Location – 2018-2019	14
Percentage Positive by Location - 2018-2019	15
Positive by Location – 2017-2018	16
SEIZURES OF CONTRABAND BY ITEM TYPE	17
Seizures of Contraband: Visitors – February 2019	17
Graphs of Seizures of Contraband: Visitors – February 2019 & 2018-2019	19
Graphs of Seizures of Contraband: Prisoners – February 2019 & 2018-2019	22
LOCATION SPECIFIC RESULTS	23
Barwon Prison	24
Melbourne Assessment Prison	29
Metropolitan Remand Centre	34
Port Phillip Prison	39
Dame Phyllis Frost Centre	44

Fulham Correctional Centre	49
Hopkins Correctional Centre	54
Karreenga (annex of Marngoneet)	59
Marngoneet Correctional Centre.....	64
Loddon Prison	69
Middleton (annex of Loddon)	74
Ravenhall Correctional Centre	79
Beechworth Correctional Centre.....	84
Dhurringile Prison.....	89
Langi Kal Kal Prison	94
Tarrengower Prison.....	99
Judy Lazarus Transition Centre	104

STATEWIDE OVERVIEW

Urinalysis Results: 2018-2019

Random General Positive Rate

As at 15 March 2019, the number of Random General urinalysis samples collected in February was 856, of which 6.57% were positive. This is in comparison to the previous month, whereby 863 Random General tests were collected, of which 4.38% were positive.

- The following locations exceeded their Random General benchmark for the month of February 2019:
 - Melbourne Assessment Prison,
 - Metropolitan Remand Centre,
 - Karreenga,
 - Marngoneet Correctional Centre and
 - Ravehall Correctional Centre
- The 2018-2019 Random General positive rate across all locations is 4.51%, with the following locations exceeding their benchmark for the year to date:
 - Karreenga,
 - Marngoneet Correctional Centre, and
 - Loddon Prison.

Targeted Positive Rate

The number of Targeted urinalysis tests collected in February was 1,463 of which 12.10% were positive.

This is in comparison to the previous month, whereby 1,737 Targeted urinalysis tests were collected, of which 10.01% were positive.

- The following locations had the highest Targeted positive rates for the month of February 2019:
 - Metropolitan Remand Centre, and
 - Marngoneet Correctional Centre.
- The 2018-2019 Targeted positive rate for all locations is 10.20%, with the following locations having the highest Targeted positive rates for the year to date:
 - Barwon Prison, and
 - Marngoneet Correctional Centre.

Targeted testing is used by intelligence officers to identify and intervene in use, and a high positive rate may therefore indicate well directed intelligence.

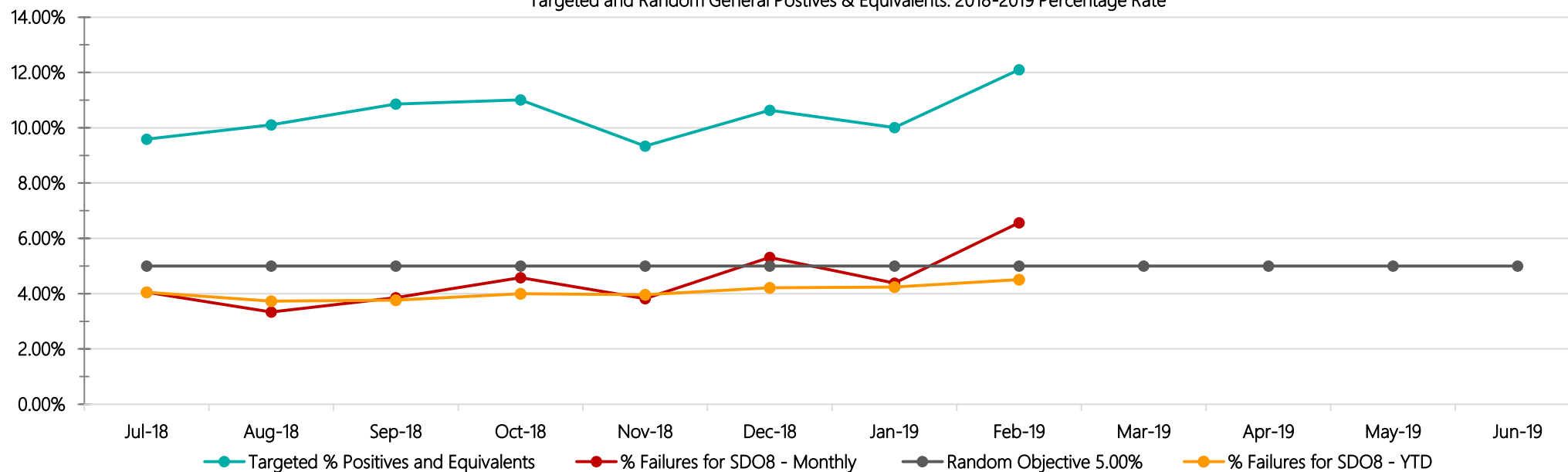
Note: The Commissioner defines a Random General positive as positives, refusals, and unables found guilty at a GMDH, as well as interfered and adulterated results. Random General data is provided by the Monitoring, Standards and Reporting Unit, with adjustments reflected in the following reporting month. February data provided 15 March 2019.

Targeted and Positive Results by Drug Type are retrieved from PIMS by the Monitoring, Standards and Reporting Unit. February data retrieved 8 April 2019.

TARGETED	Jul-18	Aug-18	Sep-18	Oct-18	Nov-18	Dec-18	Jan-19	Feb-19	Mar-19	Apr-19	May-19	Jun-19	YTD Av.
Barwon	22.03	18.03	26.09	31.03	16.67	13.49	6.32	11.43	0.00	0.00	0.00	0.00	18.85%
MAP	11.63	6.45	16.98	11.63	12.73	7.14	10.11	11.11	0.00	0.00	0.00	0.00	10.74%
MRC	6.77	16.20	16.53	15.28	15.00	15.22	17.32	21.64	0.00	0.00	0.00	0.00	14.65%
PPP	11.03	13.29	10.28	14.02	14.40	14.84	9.28	14.02	0.00	0.00	0.00	0.00	12.46%
DPFC	14.97	12.59	16.84	24.26	14.41	18.37	16.11	7.75	0.00	0.00	0.00	0.00	16.74%
Fulham	6.87	6.35	7.08	7.25	3.33	5.86	9.43	11.98	0.00	0.00	0.00	0.00	6.59%
Hopkins	7.14	4.08	3.57	3.70	4.55	14.29	20.83	0.00	0.00	0.00	0.00	0.00	7.30%
Karreenga	0.00	0.00	3.85	16.67	5.97	20.00	11.63	14.81	0.00	0.00	0.00	0.00	10.12%
Margoneet	12.16	9.72	20.00	17.58	17.31	21.05	25.00	23.40	0.00	0.00	0.00	0.00	17.47%
Loddon	6.78	11.67	12.90	7.06	8.06	4.17	9.84	17.65	0.00	0.00	0.00	0.00	8.46%
Middleton	3.33	0.00	15.38	1.89	0.00	4.76	0.00	0.00	0.00	0.00	0.00	0.00	3.91%
Ravenhall	8.78	9.13	7.14	2.25	4.74	7.44	8.55	10.23	0.00	0.00	0.00	0.00	6.87%
Beechworth	0.00	0.00	2.33	1.54	5.41	0.00	0.00	2.94	0.00	0.00	0.00	0.00	1.23%
Dhurringile	0.93	3.08	0.00	2.78	7.95	1.37	2.83	6.45	0.00	0.00	0.00	0.00	2.74%
Langi Kal Kal	0.00	4.55	0.00	0.00	0.00	2.50	0.00	0.00	0.00	0.00	0.00	0.00	1.02%
Tarrengower	0.00	0.00	0.00	0.00	0.00	0.00	0.00	0.00	0.00	0.00	0.00	0.00	0.00%
JLTC	0.00	0.00	0.00	0.00	0.00	0.00	0.00	0.00	0.00	0.00	0.00	0.00	0.00%
Targeted % Positive	9.58	10.11	10.86	11.01	9.34	10.63	10.01	12.10	0.00	0.00	0.00	0.00	10.20%
RANDOM - Benchmark	Jul-18	Aug-18	Sep-18	Oct-18	Nov-18	Dec-18	Jan-19	Feb-19	Mar-19	Apr-19	May-19	Jun-19	YTD
Barwon - 8.00%	7.69	9.62	12.00	3.13	6.00	6.35	5.88	7.69	0.00	0.00	0.00	0.00	7.14%
MAP - 8.00%	5.56	3.70	10.34	11.11	0.00	3.03	3.85	9.52	0.00	0.00	0.00	0.00	5.71%
MRC - 7.00%	9.16	5.50	4.95	6.30	3.77	8.33	8.65	15.09	0.00	0.00	0.00	0.00	6.78%
PPP -	1.59	5.36	0.00	4.92	4.08	10.53	8.33	4.00	0.00	0.00	0.00	0.00	4.97%
DPFC - 7.25%	3.85	0.00	1.67	8.00	5.17	5.33	3.23	3.28	0.00	0.00	0.00	0.00	4.05%
Fulham -	4.29	1.89	5.36	1.30	6.56	1.37	5.00	5.17	0.00	0.00	0.00	0.00	3.56%
Hopkins - 3.50%	0.97	1.16	2.17	0.00	1.10	2.65	2.20	3.41	0.00	0.00	0.00	0.00	1.45%
Karreenga - 3.50%	2.22	5.56	0.00	9.09	5.56	9.30	2.78	5.71	0.00	0.00	0.00	0.00	5.19%
Margoneet - 6.50%	9.88	6.15	4.62	13.70	6.56	11.39	9.84	12.90	0.00	0.00	0.00	0.00	9.07%
Loddon - 5.00%	3.23	7.84	10.20	6.15	3.77	7.69	4.08	4.00	0.00	0.00	0.00	0.00	6.09%
Middleton - 4.00%	0.00	0.00	0.00	0.00	3.13	0.00	0.00	3.13	0.00	0.00	0.00	0.00	0.43%
Ravenhall -	2.84	0.88	3.51	3.52	5.19	5.56	3.33	8.11	0.00	0.00	0.00	0.00	3.69%
Beechworth - 1.80%	0.00	0.00	0.00	0.00	0.00	0.00	0.00	0.00	0.00	0.00	0.00	0.00	0.00%
Dhurringile - 3.50%	0.00	0.00	0.00	2.50	0.00	0.00	0.00	0.00	0.00	0.00	0.00	0.00	0.41%
Langi Kal Kal - 1.50%	0.00	0.00	0.00	0.00	0.00	0.00	0.00	0.00	0.00	0.00	0.00	0.00	0.00%
Tarrengower - 1.50%	0.00	0.00	0.00	0.00	0.00	0.00	0.00	0.00	0.00	0.00	0.00	0.00	0.00%
JLTC - 3.50%	0.00	0.00	0.00	0.00	0.00	0.00	0.00	0.00	0.00	0.00	0.00	0.00	0.00%
Random % Positive	4.05	3.33	3.85	4.58	3.82	5.31	4.38	6.57	0.00	0.00	0.00	0.00	4.24%
Random YTD % Positive	4.05	3.73	3.77	3.99	3.96	4.22	4.24	4.51	0.00	0.00	0.00	0.00	4.24%
Random Objective 5.00%	5.00	5.00	5.00	5.00	5.00	5.00	5.00	5.00	5.00	5.00	5.00	5.00	

Graph of Targeted and Random General Urinalysis Positives & Equivalents 2018-2019

Targeted and Random General Postives & Equivalents: 2018-2019 Percentage Rate



Targeted and Random General Urinalysis Positives & Equivalents: 2018-2019

Corrections Victoria	Jul-18	Aug-18	Sep-18	Oct-18	Nov-18	Dec-18	Jan-19	Feb-19	Mar-19	Apr-19	May-19	Jun-19	YTD Average	YTD Totals
Targeted - Tests Collected	1,646	1,718	1,356	1,587	1,619	1,697	1,737	1,463					1,603	12,823
Tested Positive	111	125	104	129	115	124	136	152					125	996
Refusal	20	26	25	24	19	20	22	9					21	165
Unable - Guilty	22	17	16	19	15	28	12	12					18	141
Interfered	0	0	0	1	0	1	0	0					0	2
Adulterated	4	4	1	1	2	4	2	4					3	22
Awaiting / Pending Results	8	16	11	6	2	32	19	0					12	94
Targeted - Effective Sample	1,638	1,702	1,345	1,581	1,617	1,665	1,718	1,463					1,591	12,729
Targeted % Positives and Equivalents	9.58%	10.11%	10.86%	11.01%	9.34%	10.63%	10.01%	12.10%					10.42%	10.42%
Random General - Tests Collected	1,022	832	814	1,025	854	1,056	863	856					915	7,322
Tested Positive	27	20	15	25	22	40	29	45					28	223
Refusal	7	3	8	9	2	2	1	5					5	37
Unable - Guilty	8	5	9	14	7	15	8	6					9	72
Interfered	0	0	0	0	0	0	0	0					0	0
No test - No Valid Reason	0	0	0	0	1	0	0	1					0	2
Adulterated	0	0	0	0	1	0	0	0					0	1
Awaiting / Pending Results	0	0	0	0	0	0	0	6					1	6
Random General - Effective Sample	1,037	840	831	1,048	864	1,073	872	868					929	7,429
SDO8 Positives & Equivalents	42	28	32	48	33	57	38	57					42	335
% Failures for SDO8 - Monthly	4.05%	3.33%	3.85%	4.58%	3.82%	5.31%	4.38%	6.57%					4.51%	4.51%
% Failures for SDO8 - YTD	4.05%	3.73%	3.77%	3.99%	3.96%	4.22%	4.27%	4.51%						4.51%
Random Objective 5.00%	5.00%	5.00%	5.00%	5.00%	5.00%	5.00%	5.00%	5.00%	5.00%	5.00%	5.00%	5.00%		

Location Muster against Urinalysis Tests Collected and % Positive

This data compares the number of Targeted and Random General tests collected and the percentage of the prison population tested for the month in comparison to the previous month.

It further provides the percentage of positives for both the Targeted and Random General urinalysis testing regimes.

February 2019 - Location Muster Against Tests Collected Targeted & Random General										January 2019 - Location Muster Against Tests Collected Targeted & Random General				
		Targeted				Random General					Targeted		Random General	
Location	Average Monthly Muster	Targeted Tests Collected	% of Population	% Positive	Average No. of Tests YTD	Random General Tests Collected	% of Population	% Positive	Average No. of Tests YTD	Average Monthly Muster	Targeted Tests Collected	% Positive	Random General Tests Collected	% Positive
Barwon	420	70	16.67%	11.43%	103	50	11.90%	7.69%	55	410	96	23.41%	51	5.88%
MAP	231	63	27.27%	11.11%	69	21	9.09%	9.52%	28	243	89	36.63%	25	3.85%
MRC	915	171	18.69%	21.64%	144	104	11.37%	15.09%	111	890	129	14.49%	103	8.65%
PPP	1,021	264	25.86%	14.02%	286	50	4.90%	4.00%	54	979	345	35.24%	48	8.33%
DPFC	528	129	24.43%	7.75%	128	60	11.36%	3.28%	65	528	150	28.41%	60	3.23%
Fulham	843	192	22.78%	11.98%	233	58	6.88%	5.17%	63	851	245	28.79%	59	5.00%
Hopkins	739	20	2.71%	0.00%	25	87	11.77%	3.41%	96	755	26	3.44%	91	2.20%
Karreenga	283	27	9.54%	14.81%	35	34	12.01%	5.71%	38	292	43	14.73%	36	2.78%
Marngoneet	515	47	9.13%	23.40%	69	61	11.84%	12.90%	66	513	68	13.26%	60	9.84%
Loddon	417	51	12.23%	17.65%	65	50	11.99%	4.00%	55	406	61	15.02%	49	4.08%
Middleton	245	22	8.98%	0.00%	42	31	12.65%	3.13%	33	247	49	19.84%	30	0.00%
Ravenhall	1,237	215	17.38%	10.23%	220	146	11.80%	8.11%	138	1,240	234	18.87%	147	3.33%
Beechworth	157	34	21.66%	2.94%	45	20	12.74%	0.00%	25	161	38	23.60%	20	0.00%
Dhurringile	231	124	53.68%	6.45%	96	29	12.55%	0.00%	35	237	117	49.37%	32	0.00%
Langi Kal Kal	337	34	10.09%	0.00%	29	42	12.46%	0.00%	40	315	23	7.30%	40	0.00%
Tarngower	67	0	0.00%	0.00%	13	10	14.93%	0.00%	11	64	21	32.81%	8	0.00%
JLTC	21	0	0.00%	0.00%	2	4	19.05%	0.00%	4	21	3	14.29%	4	0.00%
	8,207	1,463				857				8,152	1,737		863	

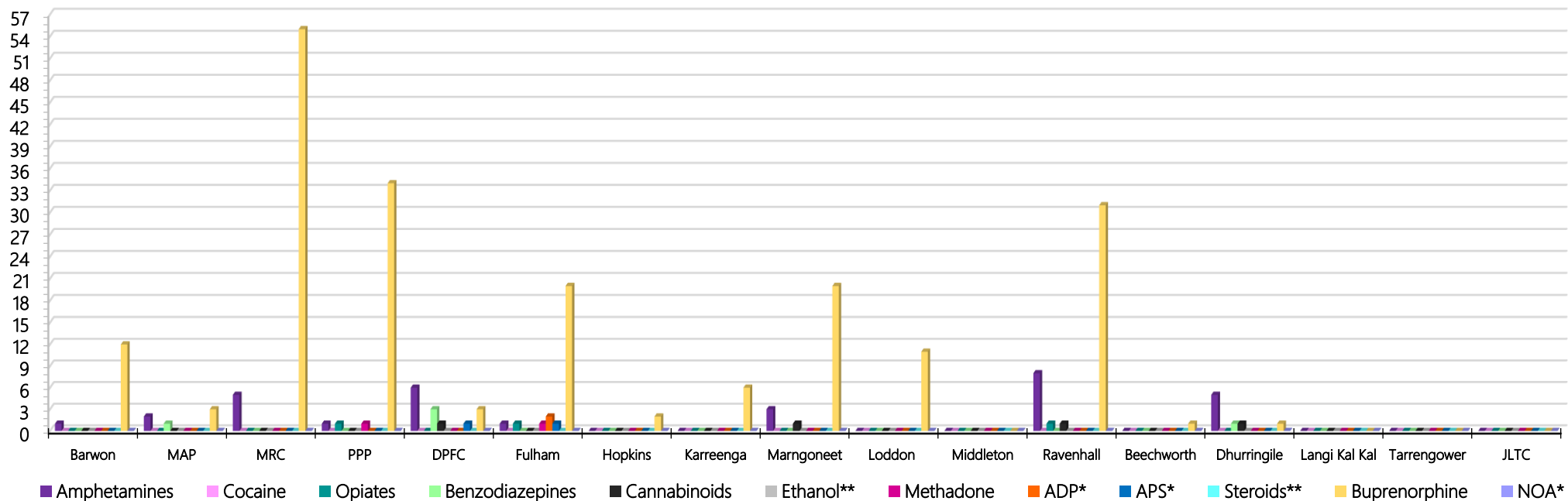
Drugs Identified Through Urinalysis
Positive Urinalysis Results by Drug Type per Prison Location – February 19

<i>Feb-19</i>	<i>Amphetamines</i>	<i>Cocaine</i>	<i>Opiates</i>	<i>Benzodiazepines</i>	<i>Cannabinoids</i>	<i>Ethanol**</i>	<i>Methadone</i>	<i>ADP*</i>	<i>APS*</i>	<i>Steroids**</i>	<i>Buprenorphine</i>	<i>NOA*</i>	<i>Total</i>
Barwon	1	0	0	0	0	0	0	0	0	0	12	0	13
MAP	2	0	0	1	0	0	0	0	0	0	3	0	6
MRC	5	0	0	0	0	0	0	0	0	0	55	0	60
PPP	1	0	1	0	0	0	1	0	0	0	34	0	37
DPFC	6	0	0	3	1	0	0	0	1	0	3	0	14
Fulham	1	0	1	0	0	0	1	2	1	0	20	0	26
Hopkins	0	0	0	0	0	0	0	0	0	0	2	0	2
Karreenga	0	0	0	0	0	0	0	0	0	0	6	0	6
Margoneet	3	0	0	0	1	0	0	0	0	0	20	0	24
Loddon	0	0	0	0	0	0	0	0	0	0	11	0	11
Middleton	0	0	0	0	0	0	0	0	0	0	0	0	0
Ravenhall	8	0	1	0	1	0	0	0	0	0	31	0	41
Beechworth	0	0	0	0	0	0	0	0	0	0	1	0	1
Dhurringile	5	0	0	1	1	0	0	0	0	0	1	0	8
Langi Kal Kal	0	0	0	0	0	0	0	0	0	0	0	0	0
Tarngower	0	0	0	0	0	0	0	0	0	0	0	0	0
JLTC	0	0	0	0	0	0	0	0	0	0	0	0	0
Total	32	0	3	5	4	0	2	2	2	0	199	0	249
%	12.85	0.00	1.20	2.01	1.61	0.00	0.80	0.80	0.80	0.00	79.92	0.00	100.00
<i>PM Total</i>	<i>34</i>	<i>0</i>	<i>4</i>	<i>5</i>	<i>2</i>	<i>0</i>	<i>7</i>	<i>5</i>	<i>4</i>	<i>0</i>	<i>154</i>	<i>0</i>	<i>215</i>
<i>PM %</i>	<i>15.81</i>	<i>0.00</i>	<i>1.86</i>	<i>2.33</i>	<i>0.93</i>	<i>0.00</i>	<i>3.26</i>	<i>2.33</i>	<i>1.86</i>	<i>0.00</i>	<i>71.63</i>	<i>0.00</i>	<i>100.00</i>

ADP, APS* & NOA* medication only included on standard testing panel for particular private prisons – remaining prisons can request inclusion*
*Ethanol** & Steroids** – tested upon request*

Graph of Positive Urinalysis Results: Drug Type by Prison – February 2019

Positive Urinalysis Results By Drug Type Per Prison Location: February 19



ADP*, APS* & NOA* medication only included on standard testing panel for particular private prisons – remaining prisons can request inclusion
 Ethanol** & Steroids** – tested upon request

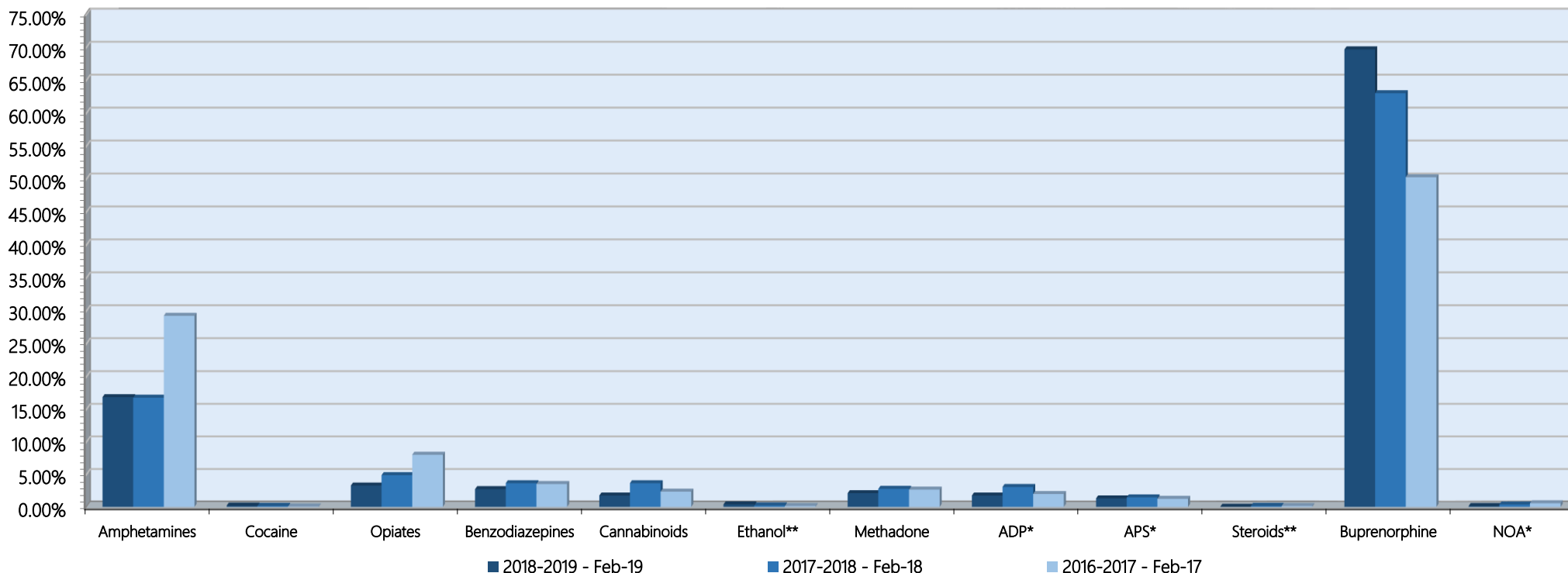
Drugs Identified Through Urinalysis Current Financial Year and Previous Financial Years

Positive by Drug Type	Amphetamines	Cocaine	Opiates	Benzodiazepines	Cannabinoids	Ethanol**	Methadone	ADP*	APS*	Steroids**	Buprenorphine	NOA*	Total
2018-2019 - Feb-19	273	1	54	43	29	5	34	28	21	0	1129	2	1619
2017-2018 - Feb-18	231	2	67	50	50	3	38	42	20	2	868	5	1378
2016-2017 - Feb-17	475	1	130	57	38	2	43	32	20	2	817	9	1626

% Positive by Drug Type	Amphetamines	Cocaine	Opiates	Benzodiazepines	Cannabinoids	Ethanol**	Methadone	ADP*	APS*	Steroids**	Buprenorphine	NOA*	Total
2018-2019 - Feb-19	16.86%	0.06%	3.34%	2.66%	1.79%	0.31%	2.10%	1.73%	1.30%	0.00%	69.73%	0.12%	100.00%
2017-2018 - Feb-18	16.76%	0.15%	4.86%	3.63%	3.63%	0.22%	2.76%	3.05%	1.45%	0.15%	62.99%	0.36%	100.00%
2016-2017 - Feb-17	29.21%	0.06%	8.00%	3.51%	2.34%	0.12%	2.64%	1.97%	1.23%	0.12%	50.25%	0.55%	100.00%

ADP, APS* & NOA* medication only included on standard testing panel for particular private prisons – remaining prisons can request inclusion
Ethanol** & Steroids** – tested upon request*

Drugs Identified Through Urinalysis:
Year to Date Comparison - Current Financial Year And Previous Financial Years



Drugs Identified Through Urinalysis Breakdown of Amphetamine & Opiate Drug Groups by Metabolite – 2018-2019

	Jul-18		Aug-18		Sep-18		Oct-18		Nov-18		Dec-18		Jan-19		Feb-19		Mar-19		Apr-19		May-19		Jun-19		2018-2019	
	Amphet	Meth	Amphet	Meth	Amphet	Meth	Amphet	Meth	Amphet	Meth	Amphet	Meth	Amphet	Meth	Amphet	Meth	Amphet	Meth	Amphet	Meth	Amphet	Meth	Amphet	Meth	Amphet	Meth
Barwon	0	2	0	0	0	5	0	0	0	1	0	2	0	0	0	1									0	11
MAP	0	2	0	0	0	2	0	4	0	3	0	1	0	3	0	3									0	18
MRC	0	7	0	11	0	7	0	7	0	10	0	6	0	7	0	6									0	61
PPP	0	4	0	4	0	5	0	4	0	7	0	9	0	0	0	1									0	34
DPFC	0	9	0	2	0	1	1	17	0	9	0	5	0	15	0	6									1	64
Fulham	0	2	0	3	0	3	0	3	0	3	0	1	0	1	0	1									0	17
Hopkins	0	0	0	0	0	1	0	0	0	0	0	0	0	0	0	0									0	1
Karreenga	0	0	0	0	0	0	0	0	0	0	0	0	0	0	0	0									0	0
Margoneet	0	1	0	1	0	0	0	0	0	0	0	1	0	0	0	4									0	7
Loddon	1	1	0	0	0	5	0	1	0	0	0	1	0	1	0	0									1	9
Middleton	0	0	0	0	0	0	0	0	0	0	0	0	0	0	0	0									0	0
Ravenhall	0	8	0	9	0	9	0	1	0	3	0	2	0	7	0	8									0	47
Beechworth	0	0	0	0	0	0	0	0	0	0	0	0	0	0	0	0									0	0
Dhurringile	0	1	0	0	0	0	0	0	0	0	0	0	0	0	0	5									0	6
Langi Kal Kal	0	0	0	0	0	0	0	0	0	0	0	0	0	0	0	0									0	0
Tarngower	0	0	0	0	0	0	0	0	0	0	0	0	0	0	0	0									0	0
JLTC	0	0	0	0	0	0	0	0	0	0	0	0	0	0	0	0									0	0
Total	1	37	0	30	0	38	1	37	0	36	0	28	0	34	0	35	0	0	0	0	0	0	0	0	2	275

	Jul-18		Aug-18		Sep-18		Oct-18		Nov-18		Dec-18		Jan-19		Feb-19		Mar-19		Apr-19		May-19		Jun-19		2018-2019		
	Heroin	Morph	Heroin	Morph	Heroin	Morph	Heroin	Morph	Heroin	Morph	Heroin	Morph	Heroin	Morph	Heroin	Morph	Heroin	Morph	Heroin	Morph	Heroin	Morph	Heroin	Morph	Heroin	Morph	
Barwon	0	0	1	1	0	0	0	0	0	0	0	0	0	0	0	0									1	1	
MAP	0	0	0	1	0	0	0	0	0	1	0	1	0	0	0	0										0	3
MRC	0	1	0	0	0	0	0	0	0	0	1	0	2	0	0											0	4
PPP	0	0	0	0	0	0	3	3	0	0	0	0	0	0	1											3	4
DPFC	0	4	0	0	0	0	1	8	3	1	0	2	0	0	0											4	15
Fulham	0	0	0	0	0	0	0	0	0	0	1	0	0	0	1											0	2
Hopkins	0	0	0	0	0	0	0	0	0	0	0	0	0	0	0											0	0
Karreenga	0	0	0	0	0	0	0	0	0	0	0	0	0	0	0											0	0
Margoneet	0	0	0	0	0	0	0	0	0	0	0	0	0	0	0											0	0
Loddon	0	0	0	0	0	0	0	0	0	0	0	0	0	0	0											0	0
Middleton	0	0	0	0	0	0	0	0	0	0	0	0	0	0	0											0	0
Ravenhall	0	0	0	0	0	0	0	0	0	0	0	0	1	0	1											0	2
Beechworth	0	0	0	0	0	0	0	0	0	0	0	0	0	0	0											0	0
Dhurringile	0	0	0	0	0	0	0	0	0	0	0	0	0	0	0											0	0
Langi Kal Kal	0	0	0	0	0	0	0	0	0	0	0	0	0	0	0											0	0
Tarngower	0	0	0	0	0	0	0	0	0	0	0	0	0	0	0											0	0
JLTC	0	0	0	0	0	0	0	0	0	0	0	0	0	0	0											0	0
Total	0	5	1	2	0	0	4	11	3	2	0	5	0	3	0	3	0	0	0	0	0	0	0	0	8	31	

February data retrieved 8 April 2019. Results prepared in conjunction with Dorevitch pathology and in accordance with Australian testing methodology.

*Drugs Identified Through Urinalysis
Positive by Location – 2018-2019*

YTD 18-19: Feb-19	Amphetamines	Cocaine	Opiates	Benzodiazepines	Cannabinoids	Ethanol**	Methadone	ADP*	APS*	Steroids**	Buprenorphine	NOA*	Total
Barwon	11	1	3	0	0	0	1	1	0	0	132	0	149
MAP	17	0	4	5	5	0	0	0	0	0	29	0	60
MRC	60	0	4	4	2	0	2	0	0	0	208	0	280
PPP	33	0	16	5	2	0	20	0	0	0	206	0	282
DPFC	65	0	20	15	4	0	6	6	3	0	43	1	163
Fulham	17	0	3	4	1	0	3	20	17	0	82	1	148
Hopkins	1	0	0	0	0	0	1	0	0	0	25	0	27
Karreenga	0	0	1	1	0	3	1	0	0	0	39	0	45
Marngoneet	6	0	0	2	4	2	0	0	0	0	146	0	160
Loddon	10	0	0	0	0	0	0	0	0	0	71	0	81
Middleton	0	0	0	3	0	0	0	0	0	0	10	0	13
Ravenhall	47	0	2	1	6	0	0	1	1	0	119	0	177
Beechworth	0	0	1	0	0	0	0	0	0	0	5	0	6
Dhurringile	6	0	0	2	5	0	0	0	0	0	14	0	27
Langi Kal Kal	0	0	0	1	0	0	0	0	0	0	0	0	1
Tarngower	0	0	0	0	0	0	0	0	0	0	0	0	0
JLTC	0	0	0	0	0	0	0	0	0	0	0	0	0
Current YTD Total	273	1	54	43	29	5	34	28	21	0	1129	2	1619
% Positive	16.86%	0.06%	3.34%	2.66%	1.79%	0.31%	2.10%	1.73%	1.30%	0.00%	69.73%	0.12%	100.00%
<i>Previous YTD Total</i>	<i>231</i>	<i>2</i>	<i>67</i>	<i>50</i>	<i>50</i>	<i>3</i>	<i>38</i>	<i>42</i>	<i>20</i>	<i>2</i>	<i>868</i>	<i>5</i>	<i>1378</i>
<i>% Positive</i>	<i>16.76%</i>	<i>0.15%</i>	<i>4.86%</i>	<i>3.63%</i>	<i>3.63%</i>	<i>0.22%</i>	<i>2.76%</i>	<i>3.05%</i>	<i>1.45%</i>	<i>0.15%</i>	<i>62.99%</i>	<i>0.36%</i>	<i>100.00%</i>

Drugs Identified Through Urinalysis: Percentage Positive by Location - 2018-2019

Drug Type Percentage Positive by Location - 2018-2019													
February 2019	Amphetamines	Cocaine	Opiates	Benzodiazepines	Cannabinoids	Ethanol**	Methodone	ADP*	APS*	Steroids**	Buprenorphine	NOA*	% of Total
Barwon	4.03%	100.00%	5.56%	0.00%	0.00%	0.00%	2.94%	3.57%	0.00%	0.00%	11.69%	0.00%	9.20%
MAP	6.23%	0.00%	7.41%	11.63%	17.24%	0.00%	0.00%	0.00%	0.00%	0.00%	2.57%	0.00%	3.71%
MRC	21.98%	0.00%	7.41%	9.30%	6.90%	0.00%	5.88%	0.00%	0.00%	0.00%	18.42%	0.00%	17.29%
PPP	12.09%	0.00%	29.63%	11.63%	6.90%	0.00%	58.82%	0.00%	0.00%	0.00%	18.25%	0.00%	17.42%
DPFC	23.81%	0.00%	37.04%	34.88%	13.79%	0.00%	17.65%	21.43%	14.29%	0.00%	3.81%	50.00%	10.07%
Fulham	6.23%	0.00%	5.56%	9.30%	3.45%	0.00%	8.82%	71.43%	80.95%	0.00%	7.26%	50.00%	9.14%
Hopkins	0.37%	0.00%	0.00%	0.00%	0.00%	0.00%	2.94%	0.00%	0.00%	0.00%	2.21%	0.00%	1.67%
Karreenga	0.00%	0.00%	1.85%	2.33%	0.00%	60.00%	2.94%	0.00%	0.00%	0.00%	3.45%	0.00%	2.78%
Marngoneet	2.20%	0.00%	0.00%	4.65%	13.79%	40.00%	0.00%	0.00%	0.00%	0.00%	12.93%	0.00%	9.88%
Loddon	3.66%	0.00%	0.00%	0.00%	0.00%	0.00%	0.00%	0.00%	0.00%	0.00%	6.29%	0.00%	5.00%
Middleton	0.00%	0.00%	0.00%	6.98%	0.00%	0.00%	0.00%	0.00%	0.00%	0.00%	0.89%	0.00%	0.80%
Ravenhall	17.22%	0.00%	3.70%	2.33%	20.69%	0.00%	0.00%	3.57%	4.76%	0.00%	10.54%	0.00%	10.93%
Beechworth	0.00%	0.00%	1.85%	0.00%	0.00%	0.00%	0.00%	0.00%	0.00%	0.00%	0.44%	0.00%	0.37%
Dhurringile	2.20%	0.00%	0.00%	4.65%	17.24%	0.00%	0.00%	0.00%	0.00%	0.00%	1.24%	0.00%	1.67%
Langi Kal Kal	0.00%	0.00%	0.00%	2.33%	0.00%	0.00%	0.00%	0.00%	0.00%	0.00%	0.00%	0.00%	0.06%
Tarrengower	0.00%	0.00%	0.00%	0.00%	0.00%	0.00%	0.00%	0.00%	0.00%	0.00%	0.00%	0.00%	0.00%
JLTC	0.00%	0.00%	0.00%	0.00%	0.00%	0.00%	0.00%	0.00%	0.00%	0.00%	0.00%	0.00%	0.00%
All Prisons YTD	273	1	54	43	29	5	34	28	21	0	1129	2	1619
% Positive	16.86%	0.06%	3.34%	2.66%	1.79%	0.31%	2.10%	1.73%	1.30%	0.00%	69.73%	0.12%	100.00%

Drugs Identified Through Urinalysis Positive by Location – 2017-2018

Drug Type Percentage Positive by Location - 2017-2018													
2017-2018	Amphetamines	Cocaine	Opiates	Benzodiazepines	Cannabinoids	Ethanol**	Methadone	ADP*	APS*	Steroids**	Buprenorphine	NOA*	% of Total
Barwon	11.88%	0.00%	9.41%	1.28%	1.82%	0.00%	16.33%	9.09%	10.00%	0.00%	19.87%	0.00%	15.96%
MAP	10.94%	0.00%	3.53%	8.97%	7.27%	0.00%	2.04%	0.00%	0.00%	0.00%	3.20%	0.00%	4.63%
MRC	10.31%	16.67%	4.71%	14.10%	18.18%	0.00%	0.00%	0.00%	0.00%	0.00%	10.34%	0.00%	9.62%
PPP	11.88%	16.67%	25.88%	14.10%	3.64%	0.00%	30.61%	10.61%	13.33%	0.00%	25.86%	44.44%	21.79%
DPFC	23.44%	66.67%	28.24%	24.36%	3.64%	0.00%	10.20%	6.06%	3.33%	0.00%	1.56%	0.00%	7.96%
Fulham	14.38%	0.00%	4.71%	8.97%	9.09%	28.57%	34.69%	74.24%	73.33%	0.00%	11.25%	55.56%	15.29%
Hopkins	0.00%	0.00%	0.00%	0.00%	7.27%	0.00%	0.00%	0.00%	0.00%	0.00%	2.22%	0.00%	1.61%
Karreenga	0.31%	0.00%	0.00%	3.85%	5.45%	28.57%	2.04%	0.00%	0.00%	0.00%	0.33%	0.00%	0.73%
Marngoneet	5.31%	0.00%	7.06%	1.28%	5.45%	14.29%	0.00%	0.00%	0.00%	0.00%	12.07%	0.00%	9.10%
Loddon	3.75%	0.00%	8.24%	1.28%	5.45%	0.00%	4.08%	0.00%	0.00%	0.00%	6.16%	0.00%	5.20%
Middleton	0.31%	0.00%	0.00%	5.13%	3.64%	0.00%	0.00%	0.00%	0.00%	0.00%	1.31%	0.00%	1.20%
Ravenhall	2.81%	0.00%	1.18%	6.41%	0.00%	28.57%	0.00%	0.00%	0.00%	0.00%	3.86%	0.00%	3.33%
Beechworth	0.94%	0.00%	2.35%	0.00%	1.82%	0.00%	0.00%	0.00%	0.00%	0.00%	0.08%	0.00%	0.36%
Dhurringile	3.13%	0.00%	2.35%	6.41%	25.45%	0.00%	0.00%	0.00%	0.00%	0.00%	1.72%	0.00%	2.70%
Langi Kal Kal	0.63%	0.00%	0.00%	0.00%	0.00%	0.00%	0.00%	0.00%	0.00%	0.00%	0.16%	0.00%	0.21%
Tarngower	0.00%	0.00%	0.00%	3.85%	1.82%	0.00%	0.00%	0.00%	0.00%	0.00%	0.00%	0.00%	0.21%
JLTC	0.00%	0.00%	2.35%	0.00%	0.00%	0.00%	0.00%	0.00%	0.00%	0.00%	0.00%	0.00%	0.10%
All Prisons YTD	320	6	85	78	55	7	49	66	30	0	1218	9	1923
% Positive	16.64	0.31	4.42	4.06	2.86	0.36	2.55	3.43	1.56	0.00	63.34	0.47	100.00

Seizures of Contraband by Item Type

Seizures of Contraband: Visitors – February 2019

Visitors	GVM		Powder & Crystal		Synthetic (Suspected)		Prescription Medication		Buprenorphine		Alcohol & Home Brew		Syringes & Needles		Smoking Paraphernalia		Edged Weapons		Electronic Devices		Tools		Other		
	Feb-19	Finds	Gms	Finds	Gms	Finds	Gms	Finds	Qty	Finds	Qty	Finds	Ltrs	Finds	Qty	Finds	Qty	Finds	Qty	Finds	Qty	Finds	Qty	Finds	Qty
Barwon	0	0.00	0	0.00	0	0.00	0	0.00	1	27.00	0	0.000	0	0	1	11	0	0	0	0	0	0	0	0	
MAP	0	0.00	0	0.00	0	0.00	0	0.00	0	0.00	0	0.000	0	0	0	0	0	0	0	0	0	0	0	0	
MRC	0	0.00	1	1.00	0	0.00	0	0.00	0	0.00	0	0.000	0	0	2	2	0	0	0	0	0	0	2	4	
PPP	0	0.00	2	13.24	0	0.00	0	0.00	0	0.00	0	0.000	0	0	1	4	0	0	0	0	0	0	0	0	
DPFC	0	0.00	0	0.00	0	0.00	0	0.00	0	0.00	0	0.000	0	0	0	0	0	0	0	0	0	0	0	0	
Fulham	0	0.00	0	0.00	0	0.00	0	0.00	0	0.00	0	0.000	1	5	0	0	0	0	0	0	0	1	1	0	0
Hopkins	0	0.00	0	0.00	0	0.00	0	0.00	0	0.00	0	0.000	0	0	0	0	0	0	0	0	0	0	0	0	
Karreenga	0	0.00	0	0.00	0	0.00	0	0.00	0	0.00	0	0.000	0	0	0	0	0	0	0	0	0	0	0	0	
Marmgoneet	0	0.00	0	0.00	0	0.00	0	0.00	0	0.00	0	0.000	0	0	0	0	0	0	0	0	0	0	0	0	
Loddon	0	0.00	0	0.00	0	0.00	0	0.00	0	0.00	0	0.000	0	0	0	0	0	0	0	0	0	0	0	0	
Middleton	0	0.00	0	0.00	0	0.00	0	0.00	0	0.00	0	0.000	0	0	0	0	0	0	0	0	0	0	0	0	
Ravenhall	3	2.50	0	0.00	0	0.00	0	0.00	1	5.00	0	0.000	0	0	1	1	2	2	0	0	0	0	2	2	
Beechworth	0	0.00	0	0.00	0	0.00	0	0.00	0	0.00	0	0.000	0	0	0	0	0	0	0	0	0	0	0	0	
Dhurringile	0	0.00	0	0.00	0	0.00	0	0.00	0	0.00	0	0.000	0	0	0	0	0	0	0	0	0	0	0	0	
Langi Kal Kal	0	0.00	0	0.00	0	0.00	0	0.00	0	0.00	0	0.000	0	0	0	0	0	0	0	0	0	0	0	0	
Tarrengower	0	0.00	0	0.00	0	0.00	0	0.00	0	0.00	0	0.000	0	0	0	0	0	0	0	0	0	0	0	0	
JLTC	0	0.00	0	0.00	0	0.00	0	0.00	0	0.00	0	0.000	0	0	0	0	0	0	0	0	0	0	0	0	
<i>Current Month</i>	3	2.50	3	14.24	0	0.00	0	0.00	2	32.00	0	0.000	1	5	5	18	2	2	0	0	1	1	4	6	
<i>Previous Month</i>	3	4.19	4	10.60	1	8.70	1	3.00	1	44.00	1	0.700	2	3	8	41	4	4	0	0	1	1	9	48	

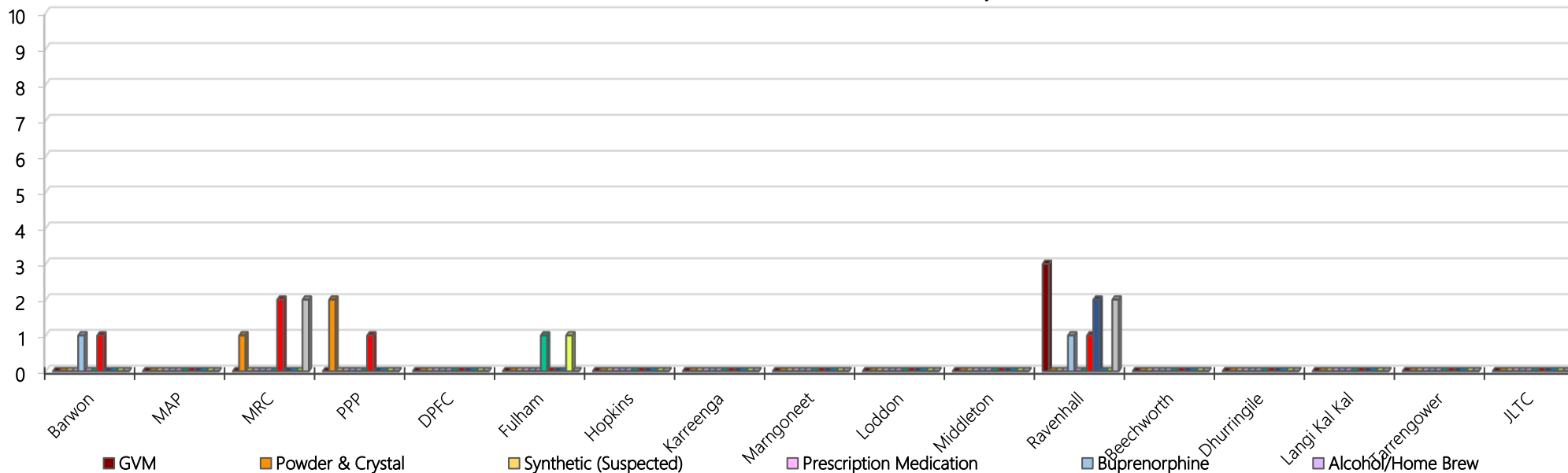
Seizures of Contraband: Visitors – YTD 2018-2019: February 2019

Visitors	GVM		Powder & Crystal		Synthetic (Suspected)		Prescription Medication		Buprenorphine		Alcohol & Home Brew		Syringes & Needles		Smoking Paraphernalia		Edged Weapons		Electronic Devices		Tools		Other	
	2018-2019	Finds	Gms	Finds	Gms	Finds	Gms	Finds	Qty	Finds	Qty	Finds	Ltrs	Finds	Qty	Finds	Qty	Finds	Qty	Finds	Qty	Finds	Qty	Finds
Barwon	0	0.00	2	10.30	0	0.00	0	0.00	1	27.00	0	0.000	0	0	2	12	0	0	0	0	0	0	1	4
MAP	0	0.00	0	0.00	0	0.00	2	12.00	0	0.00	0	0.000	0	0	0	0	0	0	0	0	0	0	0	0
MRC	2	2.00	7	21.00	0	0.00	2	2.00	3	56.10	0	0.000	1	7	7	9	1	1	2	3	5	8	6	8
PPP	8	8.36	8	20.87	0	0.00	1	1.00	4	124.00	0	0.000	4	6	8	14	2	2	0	0	0	0	9	10
DPFC	2	2.00	1	13.10	0	0.00	0	0.00	0	0.00	0	0.000	1	1	1	1	0	0	1	1	0	0	0	0
Fulham	0	0.00	1	0.01	0	0.00	2	4.00	1	2.00	1	1.500	7	67	13	16	4	4	0	0	2	2	13	88
Hopkins	1	1.00	3	1.90	0	0.00	2	21.00	0	0.00	0	0.000	1	5	0	0	0	0	0	0	0	0	9	159
Karreenga	0	0.00	0	0.00	0	0.00	0	0.00	0	0.00	0	0.000	0	0	1	1	0	0	0	0	0	0	0	0
Marngoneet	1	10.00	0	0.00	0	0.00	1	5.00	1	70.00	0	0.000	1	1	2	4	0	0	1	2	0	0	1	1
Loddon	3	7.20	1	1.00	0	0.00	1	3.50	4	68.00	1	12.000	0	0	3	6	1	1	1	2	0	0	0	0
Middleton	1	1.00	1	2.50	0	0.00	0	0.00	0	0.00	0	0.000	0	0	1	2	1	2	1	1	0	0	0	0
Ravenhall	4	3.50	1	26.40	0	0.00	1	11.00	1	5.00	0	0.000	2	3	9	40	3	3	1	1	0	0	4	4
Beechworth	0	0.00	0	0.00	0	0.00	0	0.00	0	0.00	0	0.000	0	0	0	0	0	0	0	0	0	0	0	0
Dhurringile	1	1.00	2	2.60	1	8.70	0	0.00	0	0.00	1	0.700	2	4	5	8	1	1	0	0	0	0	2	5
Langi Kal Kal	0	0.00	0	0.00	0	0.00	0	0.00	0	0.00	0	0.000	0	0	0	0	0	0	0	0	0	0	0	0
Tarrengower	0	0.00	0	0.00	0	0.00	0	0.00	0	0.00	0	0.000	0	0	0	0	0	0	0	0	0	0	0	0
JLTC	0	0.00	0	0.00	0	0.00	0	0.00	0	0.00	0	0.000	0	0	0	0	0	0	0	0	0	0	0	0
YTD: Feb-19	23	36.06	27	99.68	1	8.70	12	59.50	15	352.10	3	14.200	19	94	52	113	13	14	7	10	7	10	45	279
YTD: Feb-18	19	55.57	24	26.71	3	47.63	6	140.00	10	36.00	4	6.250	19	84	82	240	11	11	13	13	7	12	24	81

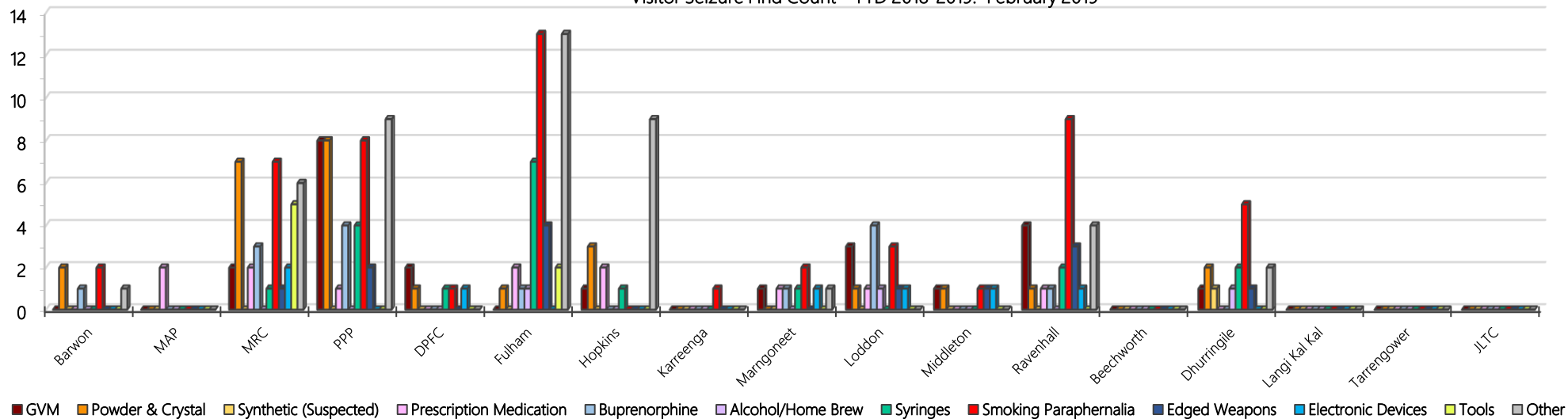
Note: 2017-2018 - PPP seizure figures were unavailable from November 2017 to April 2018 (inclusive) due to system disruption

Graphs of Seizures of Contraband: Visitors – February 2019 & 2018-2019

Visitor Seizure Find Count - February 2019



Visitor Seizure Find Count - YTD 2018-2019: February 2019



Seizures of Contraband: Prisoners – February 2019

Prisoners	GVM		Powder & Crystal		Synthetic (Suspected)		Prescription Medication		Buprenorphine		Alcohol & Home Brew		Syringes & Needles		Smoking Paraphernalia		Edged Weapons		Electronic Devices		Tools		Other		
	Feb-19	Finds	Gms	Finds	Gms	Finds	Gms	Finds	Qty	Finds	Qty	Finds	Ltrs	Finds	Qty	Finds	Qty	Finds	Qty	Finds	Qty	Finds	Qty	Finds	Qty
Barwon	1	1	1.10	0	0.00	0	0.00	5	3.75	1	4.00	7	6.600	2	2	0	0	13	18	0	0	1	1	6	10
MAP	2	2	1.25	1	0.45	1	1.00	2	0.75	5	8.20	0	0.000	0	0	2	5	1	1	1	1	0	0	0	0
MRC	0	0	0.00	4	5.90	0	0.00	17	18.75	20	13.70	3	5.300	4	6	19	44	12	14	1	1	28	81	27	42
PPP	0	0	0.00	0	0.00	0	0.00	13	28.50	13	6.50	0	0.000	10	17	6	6	14	18	1	1	3	6	14	17
DPFC	1	1	0.10	2	7.50	0	0.00	3	7.50	1	0.20	0	0.000	5	8	1	1	0	0	0	0	0	0	2	2
Fulham	0	0	0.00	1	4.27	0	0.00	15	22.00	4	21.30	9	10.200	2	2	48	87	4	5	1	1	1	2	21	247
Hopkins	2	2	0.20	1	0.20	0	0.00	1	1.00	3	6.00	0	0.000	1	1	2	2	4	4	0	0	1	1	2	100
Karreenga	0	0	0.00	0	0.00	0	0.00	0	0.00	1	0.10	0	0.000	1	1	0	0	2	2	0	0	0	0	1	1
Marrgoneet	0	0	0.00	1	2.50	0	0.00	3	11.00	6	16.20	1	12.000	1	1	1	1	0	0	0	0	2	2	6	18
Loddon	0	0	0.00	1	0.50	0	0.00	1	0.50	8	12.80	2	5.500	0	0	0	0	3	3	2	2	0	0	1	1
Middleton	0	0	0.00	0	0.00	0	0.00	2	7.00	0	0.00	0	0.000	0	0	3	3	0	0	6	8	1	1	0	0
Ravenhall	0	0	0.00	1	0.25	0	0.00	12	50.50	6	9.00	7	8.750	0	0	6	6	3	3	0	0	1	2	0	0
Beechworth	0	0	0.00	0	0.00	0	0.00	0	0.00	0	0.00	0	0.000	0	0	0	0	0	0	0	0	0	0	0	0
Dhurringile	4	4	3994.80	1	0.40	0	0.00	0	0.00	1	0.50	0	0.000	0	0	7	63	0	0	0	0	5	5	1	1
Langi Kal Kal	0	0	0.00	0	0.00	0	0.00	1	20.00	0	0.00	0	0.000	0	0	0	0	0	0	0	0	0	0	1	1
Tarngower	0	0	0.00	0	0.00	0	0.00	0	0.00	0	0.00	0	0.000	0	0	0	0	0	0	0	0	0	0	0	0
JLTC	0	0	0.00	0	0.00	0	0.00	0	0.00	0	0.00	0	0.000	0	0	0	0	0	0	0	0	0	0	0	0
Current Month	10	10	3997	13	21.97	1	1.00	75	171.25	69	98.50	29	48.350	26	38	95	218	56	68	12	14	43	101	82	440
<i>Previous Month</i>	7	7	71.80	11	33.16	1	5.50	87	260.65	73	126.20	33	103.750	20	22	78	122	55	64	5	6	57	112	73	116

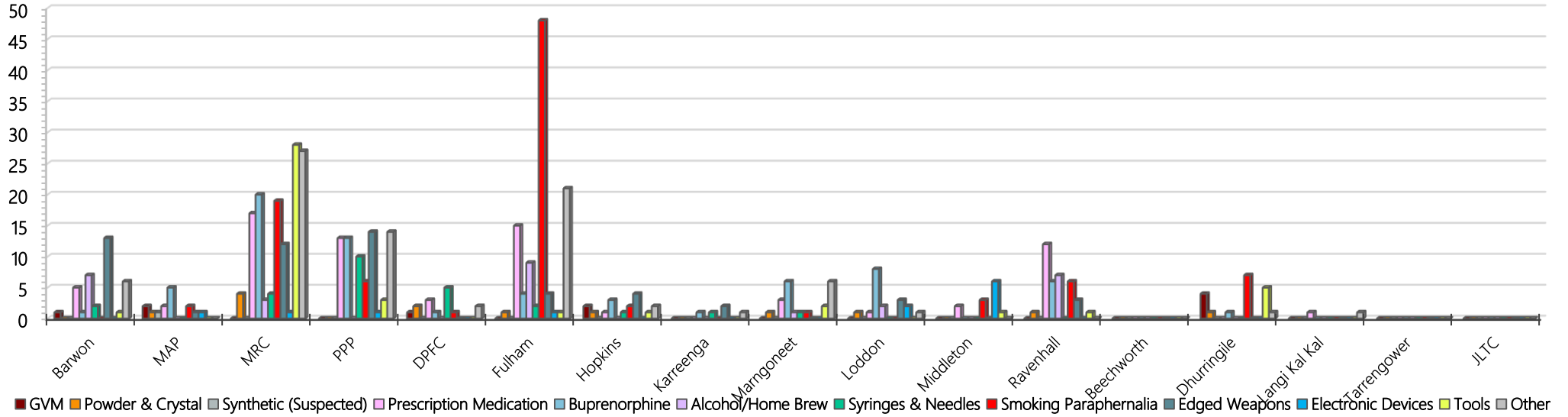
Seizures of Contraband: Prisoners – 2018-2019

Prisoners	GVM		Powder & Crystal		Synthetic (Suspected)		Prescription Medication		Buprenorphine		Alcohol & Home Brew		Syringes & Needles		Smoking Paraphernalia		Edged Weapons		Electronic Devices		Tools		Other	
	2018 - 2019	Finds	Gms	Finds	Gms	Finds	Gms	Finds	Qty	Finds	Qty	Finds	Ltrs	Finds	Qty	Finds	Qty	Finds	Qty	Finds	Qty	Finds	Qty	Finds
Barwon	1	1.10	10	5.42	0	0.00	42	102.25	61	148.60	26	86.100	15	19	15	19	57	82	3	10	14	31	49	62
MAP	10	18.34	19	31.32	1	1.00	38	87.00	14	26.30	1	0.200	9	38	20	39	7	12	6	6	7	8	11	19
MRC	2	2.80	25	35.05	3	13.50	118	320.75	95	120.60	47	66.000	28	33	171	349	117	160	10	11	189	438	175	453
PPP	4	3.43	8	9.78	0	0.00	105	330.50	87	120.40	14	94.300	52	61	52	105	97	109	3	3	33	46	70	103
DPFC	4	1.12	15	51.52	0	0.00	30	163.25	5	44.40	11	21.900	21	39	22	27	3	3	4	4	7	8	11	31
Fulham	0	0.00	6	8.56	0	0.00	81	140.75	24	88.40	34	58.550	14	18	259	484	33	48	13	45	50	72	132	408
Hopkins	6	6.20	9	8.79	0	0.00	21	39.25	7	8.30	4	7.250	9	9	19	28	24	27	4	6	6	8	27	164
Karreenga	0	0.00	0	0.00	0	0.00	19	217.00	6	7.50	2	13.250	4	4	12	27	9	9	2	11	3	3	19	37
Marngoneet	2	5.59	5	3.50	1	2.00	47	90.25	57	321.95	15	69.800	5	5	19	46	23	28	5	8	4	4	42	57
Loddon	1	2.20	3	0.70	0	0.00	8	62.00	27	71.30	9	40.750	4	4	16	26	12	12	7	10	14	15	14	27
Middleton	1	68.90	4	220.30	0	0.00	5	86.00	3	53.00	1	1.000	2	2	13	612	4	6	11	13	8	10	5	6
Ravenhall	0	0.00	2	0.30	0	0.00	104	844.00	58	76.90	32	66.520	29	30	66	95	66	109	4	4	29	59	6	6
Beechworth	0	0.00	1	3.18	0	0.00	4	6.00	1	19.00	1	0.700	0	0	16	88	1	2	6	9	6	10	1	1
Dhurringile	12	4066.80	2	0.60	0	0.00	5	8.50	2	4.50	0	0.000	1	1	58	197	3	7	8	11	16	26	10	11
Langi Kal Kal	0	0.00	0	0.00	0	0.00	2	24.00	1	0.50	0	0.000	3	5	1	7	2	2	0	0	3	3	4	5
Tarrengower	0	0.00	2	0.80	2	12.10	1	14.50	0	0.00	0	0.000	1	2	11	27	0	0	0	0	4	5	12	22
JLTC	0	0.00	0	0.00	0	0.00	1	1.00	0	0.00	0	0.000	0	0	2	6	0	0	4	5	3	3	4	56
YTD: Feb-19	43	4176.48	111	379.82	7	28.60	631	2537.00	448	1111.65	197	526.320	197	270	772	2,182	458	616	90	156	396	749	592	1468
YTD: Feb-18	35	40.02	97	313.11	21	47.19	482	1,739.95	290	843.00	111	275.000	116	207	969	2,342	398	510	102	151	526	970	522	1,109

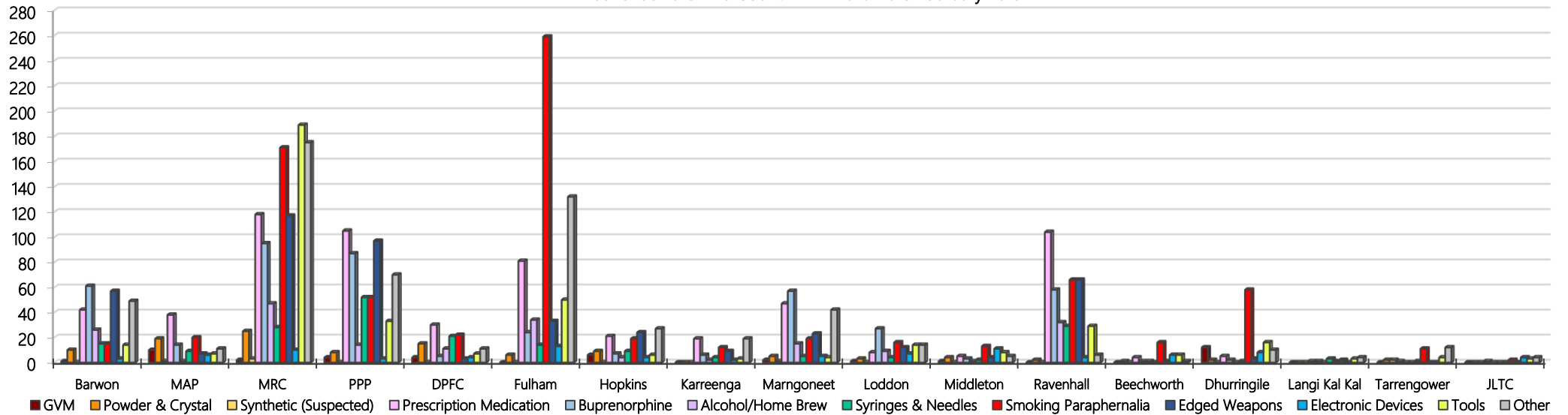
Note: 2017-2018 - PPP seizure figures were unavailable from November 2017 to April 2018 (inclusive) due to system disruption

Graphs of Seizures of Contraband: Prisoners – February 2019 & 2018-2019

Prisoner Seizure Find Count - February 2019



Prisoner Seizure Find Count - YTD 2018-2019 February 2019



LOCATION SPECIFIC RESULTS

Note: Random General data is provided by the Monitoring, Standards and Reporting Unit, with adjustments reflected in the following reporting month. February data provided 15 March 2019.. Targeted and Positive Results by Drug Type are retrieved from PIMS by the System Performance Branch. February data retrieved 8 April 2019. Data graphically represented is sourced from the preceding tables.

Barwon Prison

Targeted and Random General Urinalysis Results: 2018-2019

Barwon	Jul-18	Aug-18	Sep-18	Oct-18	Nov-18	Dec-18	Jan-19	Feb-19	Mar-19	Apr-19	May-19	Jun-19	Average	Totals
Effective Sample - Targeted	177	122	69	87	72	126	95	70					102	818
Targeted Positives	24	12	12	14	11	12	3	7					12	95
Refusal	4	7	4	9	1	4	2	0					4	31
Unable	10	3	2	3	0	0	0	0					2	18
Interfered	0	0	0	1	0	0	0	0					0	1
Adulterated	1	0	0	0	0	1	1	1					1	4
Targeted % Tested Positive	22.03%	18.03%	26.09%	31.03%	16.67%	13.49%	6.32%	11.43%					18.22%	18.22%
Awaiting / Pending Results	2	0	0	0	0	1	1	0					1	4
Targeted Residual	2	0	1	1	0	0	0	1					1	5
Random tests collected	64	50	46	64	49	62	51	50					55	436
Tested Positive	4	3	2	2	2	3	3	2					3	21
Refusal (guilty)	1	2	3	0	1	0	0	1					1	8
Unable (not guilty)	0	0	0	0	0	0	0	0					0	0
Unable (guilty)	0	0	1	0	0	1	0	0					0	2
Interfered (guilty)	0	0	0	0	0	0	0	0					0	0
No test (valid reason)	0	0	2	1	2	2	1	0					1	8
No test (no valid reason)	0	0	0	0	0	0	0	1					0	1
Adulterated	0	0	0	0	0	0	0	0					0	0
Awaiting / Pending Results	0	0	0	0	0	0	0	0					0	0
Random Residual (PIMS URAR030)	1	0	0	0	0	0	0	0						1
Effective Sample - Random General	65	52	50	64	50	63	48	52					56	444
% Tested positive	6.15%	5.77%	4.00%	3.13%	4.00%	4.76%	5.88%	3.85%					4.69%	37.54%
% Prisoner guilty, positive equivalents	1.54%	3.85%	8.00%	0.00%	2.00%	1.59%	0.00%	1.92%					2.36%	
% Total prisoner fails	7.69%	9.62%	12.00%	3.13%	6.00%	6.35%	5.88%	5.77%					7.05%	
% No test without valid reason	0.00%	0.00%	0.00%	0.00%	0.00%	0.00%	0.00%	1.92%					0.24%	
Random General Benchmark 8.00%	8.00%	8.00%	8.00%	8.00%	8.00%	8.00%	8.00%	8.00%	8.00%	8.00%	8.00%	8.00%	YTD	
% Failures for SDO	7.69%	9.62%	12.00%	3.13%	6.00%	6.35%	5.88%	7.69%					7.16%	

Barwon - Drugs Identified Through Urinalysis by Drug Type – Monthly & 2018-2019

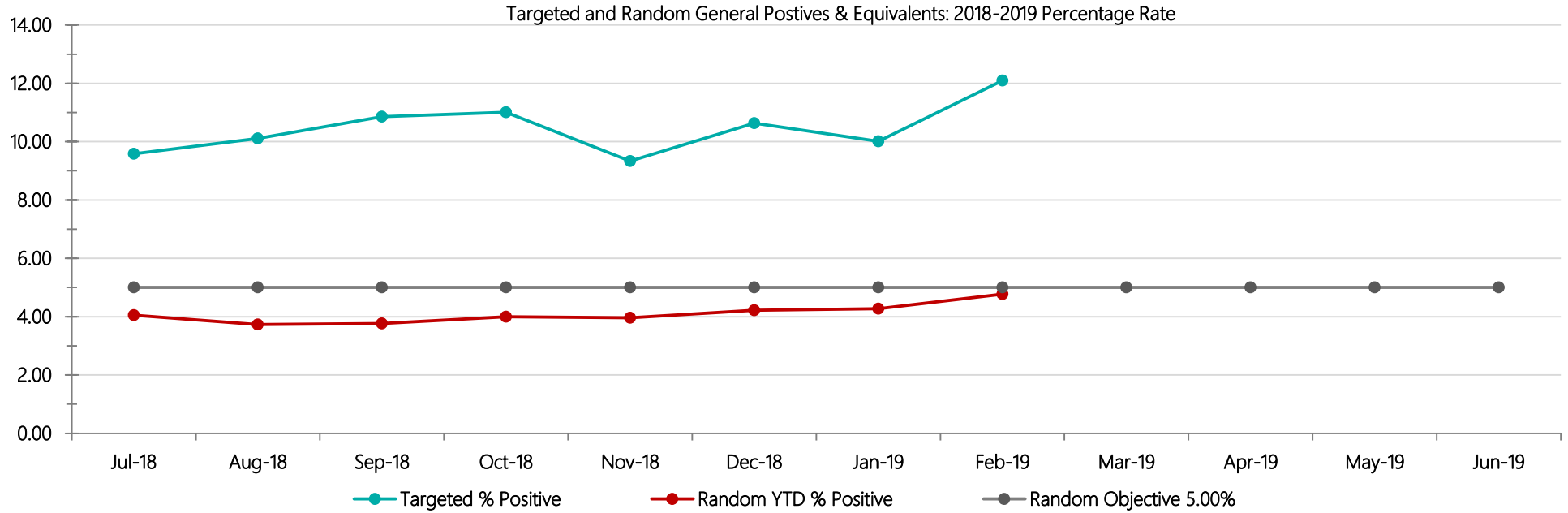
Barwon	Amphetamines	Cocaine	Opiates	Benzodiazepines	Cannabinoids	Ethanol**	Methadone	ADP*	APS*	Steroids**	Buprenorphine	NOA*	Total
Jul-18	2	0	0	0	0	0	0	0	0	0	29	0	31
Aug-18	0	0	2	0	0	0	0	0	0	0	17	0	19
Sep-18	5	0	0	0	0	0	0	1	0	0	13	0	19
Oct-18	0	0	0	0	0	0	0	0	0	0	23	0	23
Nov-18	1	1	0	0	0	0	0	0	0	0	20	0	22
Dec-18	2	0	1	0	0	0	1	0	0	0	13	0	17
Jan-19	0	0	0	0	0	0	0	0	0	0	5	0	5
Feb-19	1	0	0	0	0	0	0	0	0	0	12	0	13
Mar-19													0
Apr-19													0
May-19													0
Jun-19													0
Barwon YTD	11	1	3	0	0	0	1	1	0	0	132	0	149
<i>All Prisons YTD</i>	<i>273</i>	<i>1</i>	<i>54</i>	<i>43</i>	<i>29</i>	<i>5</i>	<i>34</i>	<i>28</i>	<i>21</i>	<i>0</i>	<i>1129</i>	<i>2</i>	<i>1619</i>
<i>Barwon % of Total</i>	<i>4.03%</i>	<i>100.00%</i>	<i>5.56%</i>	<i>0.00%</i>	<i>0.00%</i>	<i>0.00%</i>	<i>2.94%</i>	<i>3.57%</i>	<i>0.00%</i>	<i>0.00%</i>	<i>11.69%</i>	<i>0.00%</i>	<i>9.20%</i>

Barwon Seizures of Contraband: Visitors & Prisoners – Monthly & 2018-2019

Visitors	GVM		Powder & Crystal		Synthetic (Suspected)		Prescription Medication		Buprenorphine		Alcohol/Home Brew		Syringes & Needles		Smoking Paraphernalia		Edged Weapons		Electronic Devices		Tools		Other	
	Finds	Gms	Finds	Gms	Finds	Gms	Finds	Qty	Finds	Qty	Finds	Ltrs	Finds	Qty	Finds	Qty	Finds	Qty	Finds	Qty	Finds	Qty	Finds	Qty
Barwon																								
Jul-18	0	0.00	0	0.00	0	0.00	0	0.00	0	0.00	0	0.000	0	0	0	0	0	0	0	0	0	0	0	0
Aug-18	0	0.00	0	0.00	0	0.00	0	0.00	0	0.00	0	0.000	0	0	0	0	0	0	0	0	0	0	0	0
Sep-18	0	0.00	0	0.00	0	0.00	0	0.00	0	0.00	0	0.000	0	0	0	0	0	0	0	0	0	0	0	0
Oct-18	0	0.00	0	0.00	0	0.00	0	0.00	0	0.00	0	0.000	0	0	0	0	0	0	0	0	0	0	0	0
Nov-18	0	0.00	0	0.00	0	0.00	0	0.00	0	0.00	0	0.000	0	0	0	0	0	0	0	0	0	0	0	0
Dec-18	0	0.00	2	10.30	0	0.00	0	0.00	0	0.00	0	0.000	0	0	1	1	0	0	0	0	0	0	1	4
Jan-19	0	0.00	0	0.00	0	0.00	0	0.00	0	0.00	0	0.000	0	0	0	0	0	0	0	0	0	0	0	0
Feb-19	0	0.00	0	0.00	0	0.00	0	0.00	1	27.00	0	0.000	0	0	1	11	0	0	0	0	0	0	0	0
Mar-19																								
Apr-19																								
May-19																								
Jun-19																								
Total	0	0.00	2	10.30	0	0.00	0	0.00	1	27.00	0	0.000	0	0	2	12	0	0	0	0	0	0	1	4

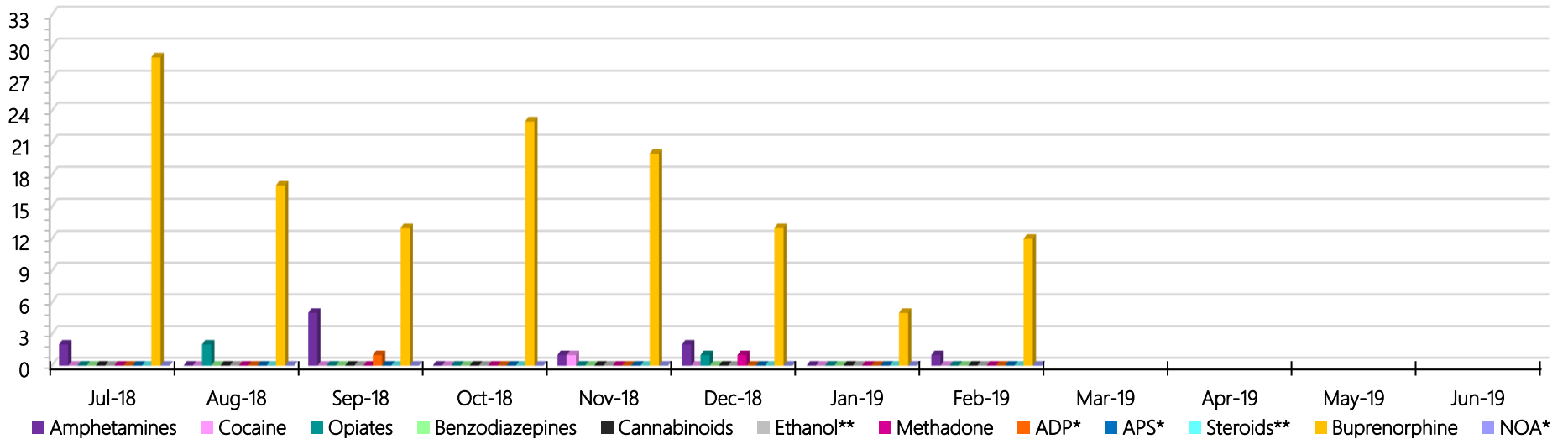
Prisoners	GVM		Powder & Crystal		Synthetic (Suspected)		Prescription Medication		Buprenorphine		Alcohol & Home Brew		Syringes & Needles		Smoking Paraphernalia		Edged Weapons		Electronic Devices		Tools		Other	
	Finds	Gms	Finds	Gms	Finds	Gms	Finds	Qty	Finds	Qty	Finds	Ltrs	Finds	Qty	Finds	Qty	Finds	Qty	Finds	Qty	Finds	Qty	Finds	Qty
Barwon																								
Jul-18	0	0.00	2	2.30	0	0.00	9	15.50	13	9.30	2	6.500	0	0	4	4	5	5	1	5	5	10	6	7
Aug-18	0	0.00	2	0.80	0	0.00	7	10.60	6	2.10	3	15.500	1	1	3	4	8	10	1	1	0	0	7	8
Sep-18	0	0.00	1	0.01	0	0.00	3	2.50	7	1.40	3	20.000	3	5	2	3	3	5	0	0	0	0	8	8
Oct-18	0	0.00	4	1.11	0	0.00	5	3.50	14	103.60	0	0.000	4	5	1	1	7	13	0	0	2	2	7	10
Nov-18	0	0.00	0	0.00	0	0.00	1	3.00	5	1.10	3	8.500	0	0	4	6	9	11	0	0	1	2	4	5
Dec-18	0	0.00	0	0.00	0	0.00	3	9.00	9	11.10	3	11.000	2	2	0	0	7	15	1	4	5	16	6	6
Jan-19	0	0.00	1	1.20	0	0.00	9	54.40	6	16.00	5	18.000	3	4	1	1	5	5	0	0	0	0	5	8
Feb-19	1	1.10	0	0.00	0	0.00	5	3.75	1	4.00	7	6.600	2	2	0	0	13	18	0	0	1	1	6	10
Mar-19																								
Apr-19																								
May-19																								
Jun-19																								
Total	1	1.10	10	5.42	0	0.00	42	102.25	61	148.60	26	86.100	15	19	15	19	57	82	3	10	14	31	49	62

Barwon Targeted and Random General Urinalysis Positives & Equivalents - 2018-2019



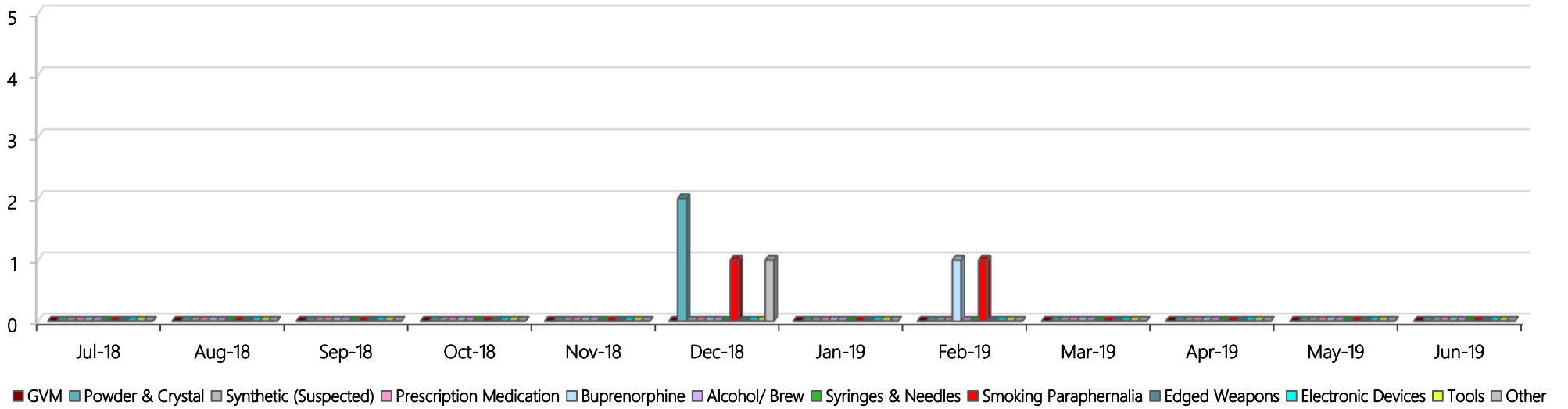
Barwon Positive Urinalysis Results by Drug Type - 2018-2019

Barwon Positive Urinalysis Results By Drug Type: 2018-2019



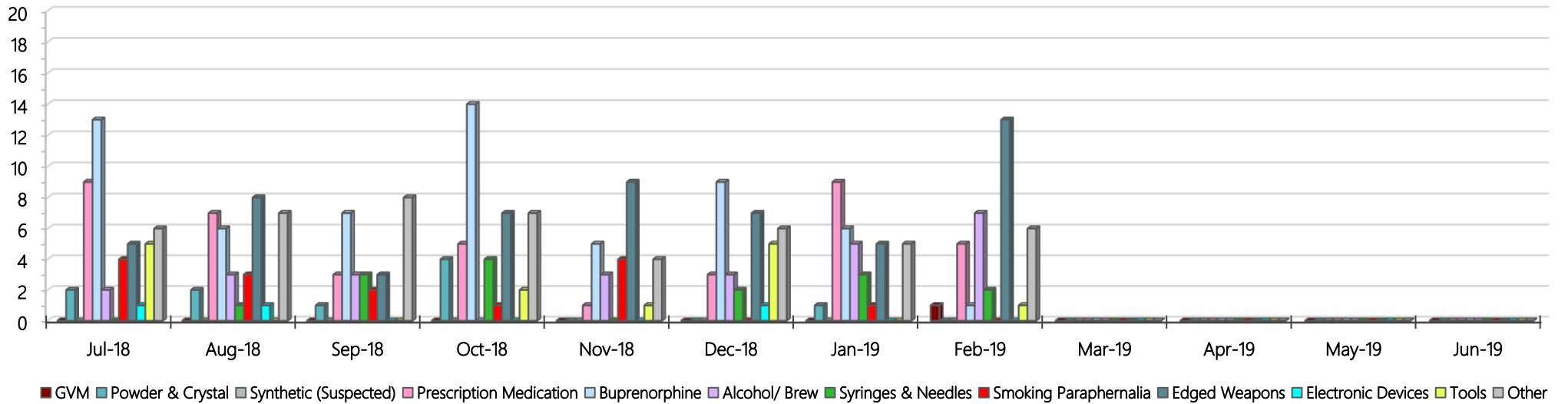
Barwon Count of Visitor Seizures Finds – Monthly 2018-2019

Barwon Count of Visitor Seizure Finds - Monthly 2018-2019



Barwon Count of Prisoner Seizure Finds – Monthly 2018-2019

Barwon Count of Prisoner Seizure Finds - Monthly 2018-2019



Melbourne Assessment Prison

Targeted and Random General Urinalysis Results: 2018-2019

Melbourne Assessment Prison	Jul-18	Aug-18	Sep-18	Oct-18	Nov-18	Dec-18	Jan-19	Feb-19	Mar-19	Apr-19	May-19	Jun-19	Average	Totals
Effective Sample - Targeted	43	62	53	43	110	84	89	63					68	547
Targeted Positives	5	2	5	4	10	3	9	5					5	43
Refusal	0	0	3	1	1	2	0	2					1	9
Unable	0	2	1	0	3	1	0	0					1	7
Interfered	0	0	0	0	0	0	0	0					0	0
Adulterated	0	0	0	0	0	0	0	0					0	0
Targeted % Tested Positive	11.63%	6.45%	16.98%	11.63%	12.73%	7.14%	10.11%	11.11%					10.79%	10.79%
Awaiting / Pending Results	0	1	2	0	0	1	0	0					1	4
Targeted Residual	1	0	0	0	1	0	0	0					0	2
Random tests collected	35	27	27	33	23	33	25	21					28	224
Tested Positive	1	1	1	1	0	1	0	2					1	7
Refusal (guilty)	0	0	2	2	0	0	0	0					1	4
Unable (not guilty)	0	0	0	0	0	1	0	0					0	1
Unable (guilty)	1	0	0	1	0	0	1	0					0	3
Interfered (guilty)	0	0	0	0	0	0	0	0					0	0
No test (valid reason)	3	5	4	8	6	5	6	8					6	45
No test (no valid reason)	0	0	0	0	0	0	0	0					0	0
Adulterated	0	0	0	0	0	0	0	0					0	0
Awaiting / Pending Results	0	0	0	0	0	0	0	0					0	0
Random Residual (PIMS URAR030)	0	0	0	0	0	0	0	0					0	0
Effective Sample - Random General	36	27	29	36	23	33	26	21					29	231
% Tested positive	2.78%	3.70%	3.45%	2.78%	0.00%	3.03%	0.00%	9.52%					3.16%	25.26%
% Prisoner guilty, positive equivalents	2.78%	0.00%	6.90%	8.33%	0.00%	0.00%	3.85%	0.00%					2.73%	
% Total prisoner fails	5.56%	3.70%	10.34%	11.11%	0.00%	3.03%	3.85%	9.52%					5.89%	
% No test without valid reason	0.00%	0.00%	0.00%	0.00%	0.00%	0.00%	0.00%	0.00%					0.00%	
Random General Benchmark 8.00%	8.00%	8.00%	8.00%	8.00%	8.00%	8.00%	8.00%	8.00%	8.00%	8.00%	8.00%	8.00%	YTD	
% Failures for SDO	5.56%	3.70%	10.34%	11.11%	0.00%	3.03%	3.85%	9.52%					6.06%	

Melbourne Assessment Prison - Drugs Identified Through Urinalysis by Drug Type – Monthly & 2018-2019

MAP	Amphetamines	Cocaine	Opiates	Benzodiazepines	Cannabinoids	Ethanol**	Metadone	ADP*	APS*	Steroids**	Buprenorphine	NOA*	Total
Jul-18	2	0	0	1	1	0	0	0	0	0	5	0	9
Aug-18	0	0	1	0	1	0	0	0	0	0	1	0	3
Sep-18	2	0	0	0	1	0	0	0	0	0	3	0	6
Oct-18	4	0	0	1	0	0	0	0	0	0	2	0	7
Nov-18	3	0	1	0	1	0	0	0	0	0	7	0	12
Dec-18	1	0	2	0	1	0	0	0	0	0	2	0	6
Jan-19	3	0	0	2	0	0	0	0	0	0	6	0	11
Feb-19	2	0	0	1	0	0	0	0	0	0	3	0	6
Mar-19													0
Apr-19													0
May-19													0
Jun-19													0
MAP YTD	17	0	4	5	5	0	0	0	0	0	29	0	60
All Prisons YTD	273	1	54	43	29	5	34	28	21	0	1129	2	1619
MAP % of Total	6.23%	0.00%	7.41%	11.63%	17.24%	0.00%	0.00%	0.00%	0.00%	0.00%	2.57%	0.00%	3.71%

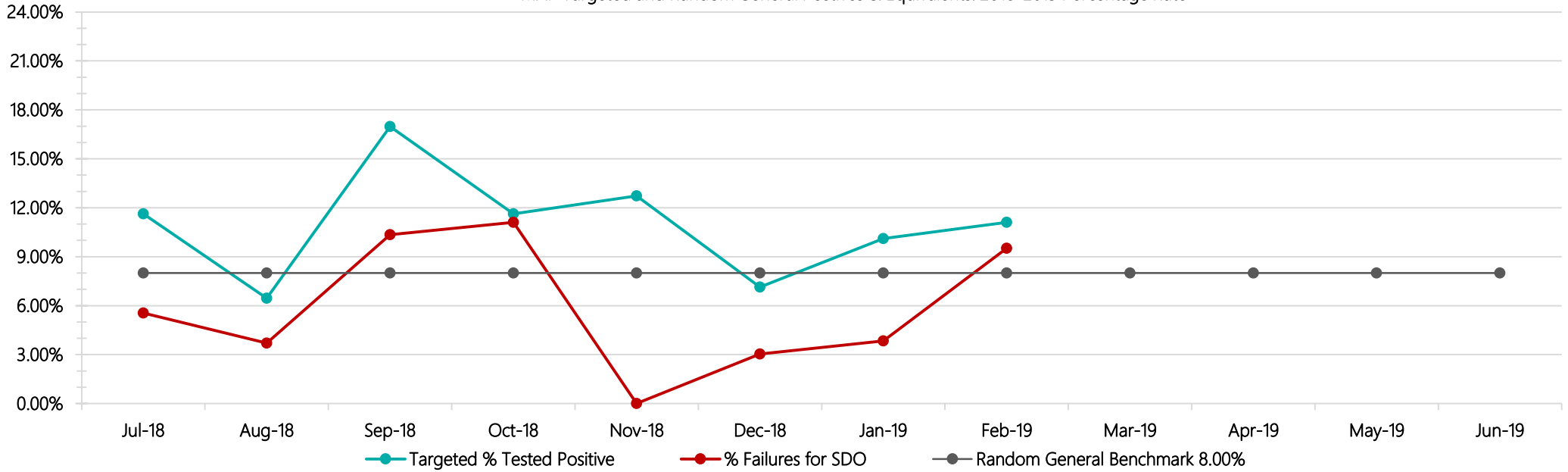
Melbourne Assessment Prison Seizures of Contraband: Visitors & Prisoners – Monthly & 2018-2019

Visitors	GVM		Powder & Crystal		Synthetic (Suspected)		Prescription Medication		Buprenorphine		Alcohol & Home Brew		Syringes & Needles		Smoking Paraphernalia		Edged Weapons		Electronic Devices		Tools		Other		
	MAP	Finds	Gms	Finds	Gms	Finds	Gms	Finds	Qty	Finds	Qty	Finds	Ltrs	Finds	Qty	Finds	Qty	Finds	Qty	Finds	Qty	Finds	Qty	Finds	Qty
Jul-18	0	0.00	0	0.00	0	0.00	1	2.00	0	0.00	0	0.000	0	0	0	0	0	0	0	0	0	0	0	0	0
Aug-18	0	0.00	0	0.00	0	0.00	1	10.00	0	0.00	0	0.000	0	0	0	0	0	0	0	0	0	0	0	0	0
Sep-18	0	0.00	0	0.00	0	0.00	0	0.00	0	0.00	0	0.000	0	0	0	0	0	0	0	0	0	0	0	0	0
Oct-18	0	0.00	0	0.00	0	0.00	0	0.00	0	0.00	0	0.000	0	0	0	0	0	0	0	0	0	0	0	0	0
Nov-18	0	0.00	0	0.00	0	0.00	0	0.00	0	0.00	0	0.000	0	0	0	0	0	0	0	0	0	0	0	0	0
Dec-18	0	0.00	0	0.00	0	0.00	0	0.00	0	0.00	0	0.000	0	0	0	0	0	0	0	0	0	0	0	0	0
Jan-19	0	0.00	0	0.00	0	0.00	0	0.00	0	0.00	0	0.000	0	0	0	0	0	0	0	0	0	0	0	0	0
Feb-19	0	0.00	0	0.00	0	0.00	0	0.00	0	0.00	0	0.000	0	0	0	0	0	0	0	0	0	0	0	0	0
Mar-19																									
Apr-19																									
May-19																									
Jun-19																									
Total	0	0.00	0	0.00	0	0.00	2	12.00	0	0.00	0	0.000	0	0	0	0	0	0	0	0	0	0	0	0	0

Prisoners	GVM		Powder & Crystal		Synthetic (Suspected)		Prescription Medication		Buprenorphine		Alcohol & Home Brew		Syringes & Needles		Smoking Paraphernalia		Edged Weapons		Electronic Devices		Tools		Other		
	MAP	Finds	Gms	Finds	Gms	Finds	Gms	Finds	Qty	Finds	Qty	Finds	Ltrs	Finds	Qty	Finds	Qty	Finds	Qty	Finds	Qty	Finds	Qty	Finds	Qty
Jul-18	0	0.00	2	4.50	0	0.00	3	4.50	0	0.00	0	0.000	1	30	2	6	1	5	0	0	1	1	1	1	1
Aug-18	0	0.00	5	5.10	0	0.00	5	16.00	0	0.00	0	0.000	1	1	4	5	1	1	0	0	0	0	2	3	3
Sep-18	2	13.53	3	1.05	0	0.00	3	6.00	1	0.80	0	0.000	1	1	2	4	0	0	0	0	0	0	4	8	8
Oct-18	0	0.00	0	0.00	0	0.00	10	29.50	0	0.00	0	0.000	0	0	4	7	1	2	1	1	0	0	1	2	2
Nov-18	2	0.06	4	11.96	0	0.00	3	12.50	3	1.80	0	0.000	2	2	2	5	1	1	1	1	1	2	2	4	4
Dec-18	2	1.60	2	2.70	0	0.00	6	10.50	2	5.00	1	0.200	3	3	1	3	1	1	1	1	0	0	0	0	0
Jan-19	2	1.90	2	5.56	0	0.00	6	7.25	3	10.50	0	0.000	1	1	3	4	1	1	2	2	5	5	1	1	1
Feb-19	2	1.25	1	0.45	1	1.00	2	0.75	5	8.20	0	0.000	0	0	2	5	1	1	1	1	0	0	0	0	0
Mar-19																									
Apr-19																									
May-19																									
Jun-19																									
Total	10	18.34	19	31.32	1	1.00	38	87.00	14	26.30	1	0.200	9	38	20	39	7	12	6	6	7	8	11	19	19

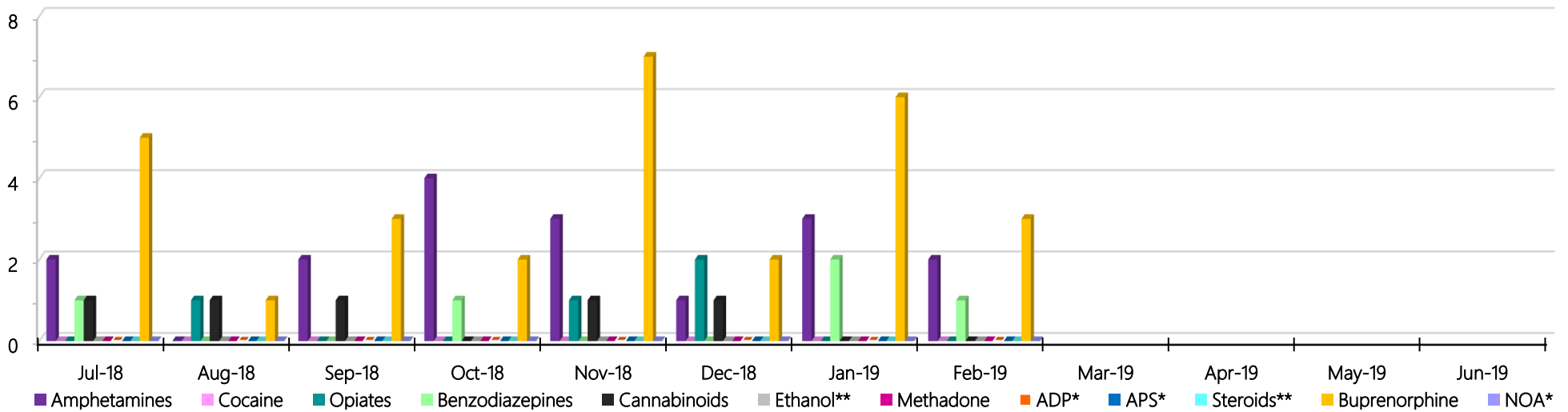
Melbourne Assessment Prison Targeted and Random General Urinalysis Positives & Equivalents - 2018-2019

MAP Targeted and Random General Postives & Equivalents: 2018-2019 Percentage Rate



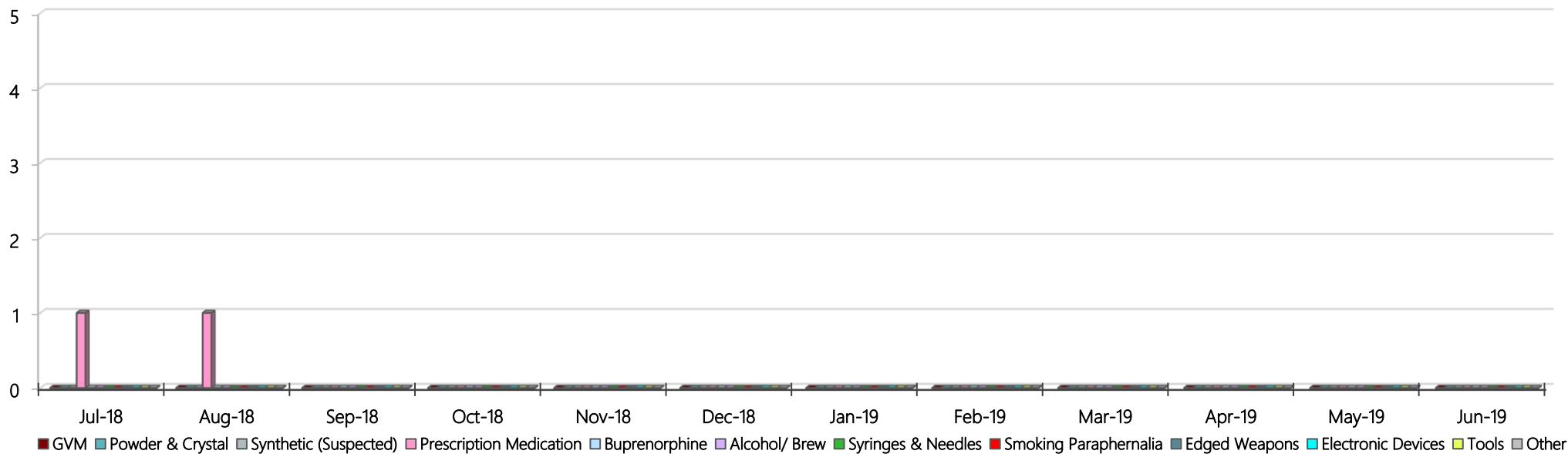
Melbourne Assessment Prison Positive Urinalysis Results by Drug Type - 2018-2019

MAP Positive Urinalysis Results By Drug Type: 2018-2019



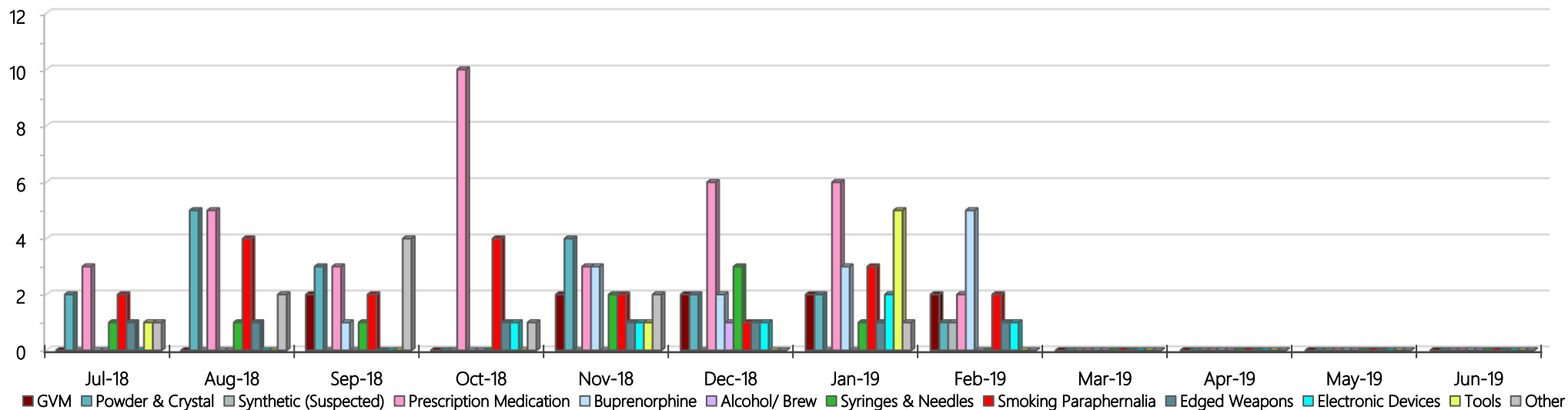
Melbourne Assessment Prison Count of Visitor Seizure Finds – Monthly 2018-2019

MAP Count of Visitor Seizure Finds - Monthly 2018-2019



Melbourne Assessment Prison Count of Prisoner Seizure Finds – Monthly 2018-2019

MAP Count of Prisoner Seizure Finds - Monthly 2018-2019



Metropolitan Remand Centre

Targeted and Random General Urinalysis Results: 2018-2019

Metropolitan Remand Centre	Jul-18	Aug-18	Sep-18	Oct-18	Nov-18	Dec-18	Jan-19	Feb-19	Mar-19	Apr-19	May-19	Jun-19	Average	Totals
Effective Sample - Targeted	133	179	121	72	160	184	127	171					143	1147
Targeted Positives	8	20	13	10	23	20	20	34					19	148
Refusal	0	5	5	0	0	1	1	0					2	12
Unable	1	2	2	1	1	7	1	3					2	18
Interfered	0	0	0	0	0	0	0	0					0	0
Adulterated	0	2	0	0	0	0	0	0					0	2
Targeted % Tested Positive	6.77%	16.20%	16.53%	15.28%	15.00%	15.22%	17.32%	21.64%					15.69%	15.69%
Awaiting / Pending Results	0	2	0	0	1	0	2	0					1	5
Targeted Residual	0	1	1	0	1	0	3	1					1	7
Random tests collected	128	108	98	124	106	117	103	104					111	888
Tested Positive	9	5	2	5	4	7	8	14					7	54
Refusal (guilty)	0	0	1	2	0	0	1	0					1	4
Unable (not guilty)	0	0	0	0	0	0	0	0					0	0
Unable (guilty)	3	1	2	1	0	3	0	2					2	12
Interfered (guilty)	0	0	0	0	0	0	0	0					0	0
No test (valid reason)	4	6	12	14	3	7	5	7					7	58
No test (no valid reason)	0	0	0	0	0	0	0	0					0	0
Adulterated	0	0	0	0	0	0	0	0					0	0
Awaiting / Pending Results	0	0	0	0	0	0	0	0					0	0
Random Residual (PIMS URAR030)	0	0	0	0	0	0	1	1					0	2
Effective Sample - Random General	131	109	101	127	106	120	103	106					113	903
% Tested positive	6.87%	4.59%	1.98%	3.94%	3.77%	5.83%	7.69%	13.21%					5.99%	47.88%
% Prisoner guilty, positive equivalents	2.29%	0.92%	2.97%	2.36%	0.00%	2.50%	0.96%	1.89%					1.74%	
% Total prisoner fails	9.16%	5.50%	4.95%	6.30%	3.77%	8.33%	8.65%	15.09%					7.72%	
% No test without valid reason	0.00%	0.00%	0.00%	0.00%	0.00%	0.00%	0.00%	0.00%					0.00%	
Random General Benchmark 7.00%	7.00%	7.00%	7.00%	7.00%	7.00%	7.00%	7.00%	7.00%	7.00%	7.00%	7.00%	7.00%	YTD	
% Failures for SDO	9.16%	5.50%	4.95%	6.30%	3.77%	8.33%	8.65%	15.09%					7.74%	

Metropolitan Remand Centre - Drugs Identified Through Urinalysis by Drug Type – Monthly & 2018-2019

MRC	Amphetamines	Cocaine	Opiates	Benzodiazepines	Cannabinoids	Ethanol**	Methadone	ADP*	APS*	Steroids**	Buprenorphine	NOA*	Total
Jul-18	7	0	1	2	0	0	1	0	0	0	21	0	32
Aug-18	11	0	0	1	0	0	0	0	0	0	24	0	36
Sep-18	7	0	0	0	0	0	0	0	0	0	11	0	18
Oct-18	7	0	0	0	0	0	0	0	0	0	17	0	24
Nov-18	10	0	0	0	2	0	0	0	0	0	25	0	37
Dec-18	6	0	1	0	0	0	1	0	0	0	24	0	32
Jan-19	7	0	2	1	0	0	0	0	0	0	31	0	41
Feb-19	5	0	0	0	0	0	0	0	0	0	55	0	60
Mar-19													0
Apr-19													0
May-19													0
Jun-19													0
MRC YTD	60	0	4	4	2	0	2	0	0	0	208	0	280
<i>All Prisons YTD</i>	<i>273</i>	<i>1</i>	<i>54</i>	<i>43</i>	<i>29</i>	<i>5</i>	<i>34</i>	<i>28</i>	<i>21</i>	<i>0</i>	<i>1129</i>	<i>2</i>	<i>1619</i>
<i>MRC % of Total</i>	<i>21.98%</i>	<i>0.00%</i>	<i>7.41%</i>	<i>9.30%</i>	<i>6.90%</i>	<i>0.00%</i>	<i>5.88%</i>	<i>0.00%</i>	<i>0.00%</i>	<i>0.00%</i>	<i>18.42%</i>	<i>0.00%</i>	<i>17.29%</i>

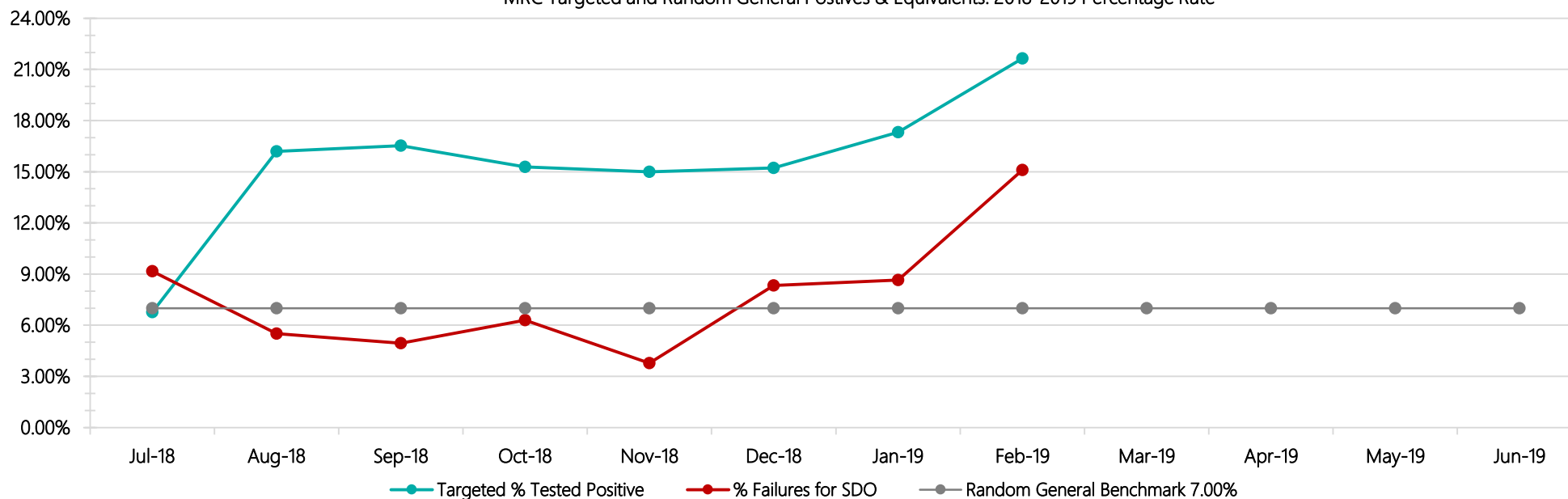
Metropolitan Remand Centre Seizures of Contraband: Visitors & Prisoners – Monthly & 2018-2019

Visitors	GVM		Powder & Crystal		Synthetic (Suspected)		Prescription Medication		Buprenorphine		Alcohol & Home Brew		Syringes & Needles		Smoking Paraphernalia		Edged Weapons		Electronic Devices		Tools		Other		
	MRC	Finds	Gms	Finds	Gms	Finds	Gms	Finds	Qty	Finds	Qty	Finds	Ltrs	Finds	Qty	Finds	Qty	Finds	Qty	Finds	Qty	Finds	Qty	Finds	Qty
Jul-18	0	0	0.00	0	0.00	0	0.00	0	0.00	0	0.00	0	0.000	0	0	0	0	0	0	0	0	0	0	0	0
Aug-18	0	0	0.00	0	0.00	0	0.00	1	1.00	1	3.10	0	0.000	0	0	1	1	0	0	0	0	1	1	1	1
Sep-18	2	2	2.00	3	7.90	0	0.00	1	1.00	1	9.00	0	0.000	1	7	4	6	0	0	1	2	1	2	0	0
Oct-18	0	0	0.00	0	0.00	0	0.00	0	0.00	0	0.00	0	0.000	0	0	0	0	0	0	0	0	0	0	0	0
Nov-18	0	0	0.00	0	0.00	0	0.00	0	0.00	0	0.00	0	0.000	0	0	0	0	0	0	1	1	2	4	0	0
Dec-18	0	0	0.00	1	4.10	0	0.00	0	0.00	0	0.00	0	0.000	0	0	0	0	0	0	0	0	0	0	0	0
Jan-19	0	0	0.00	2	8.00	0	0.00	0	0.00	1	44.00	0	0.000	0	0	0	0	1	1	0	0	1	1	3	3
Feb-19	0	0	0.00	1	1.00	0	0.00	0	0.00	0	0.00	0	0.000	0	0	2	2	0	0	0	0	0	0	2	4
Mar-19																									
Apr-19																									
May-19																									
Jun-19																									
Total	2	2	2.00	7	21.00	0	0.00	2	2.00	3	56.10	0	0.000	1	7	7	9	1	1	2	3	5	8	6	8

Prisoners	GVM		Powder & Crystal		Synthetic (Suspected)		Prescription Medication		Buprenorphine		Alcohol & Home Brew		Syringes & Needles		Smoking Paraphernalia		Edged Weapons		Electronic Devices		Tools		Other		
	MRC	Finds	Gms	Finds	Gms	Finds	Gms	Finds	Qty	Finds	Qty	Finds	Ltrs	Finds	Qty	Finds	Qty	Finds	Qty	Finds	Qty	Finds	Qty	Finds	Qty
Jul-18	0	0	0.00	2	0.20	0	0.00	14	22.50	6	1.70	11	12.000	0	0	25	34	18	31	5	6	24	37	25	76
Aug-18	0	0	0.00	7	2.60	2	8.00	16	100.50	10	14.50	8	7.700	8	8	25	39	16	19	2	2	17	35	20	45
Sep-18	0	0	0.00	1	1.00	0	0.00	9	43.50	8	8.00	9	9.000	5	5	19	36	12	21	2	2	24	52	6	10
Oct-18	1	1	1.80	5	5.00	0	0.00	14	28.50	10	11.00	3	15.000	2	2	26	80	12	16	0	0	23	41	22	29
Nov-18	1	1	1.00	1	0.10	0	0.00	16	22.50	5	8.50	4	5.000	2	2	14	41	13	18	0	0	17	40	34	131
Dec-18	0	0	0.00	1	0.05	0	0.00	17	57.50	16	43.00	6	9.000	2	5	33	56	15	16	0	0	27	73	17	79
Jan-19	0	0	0.00	4	20.20	1	5.50	15	27.00	20	20.20	3	3.000	5	5	10	20	19	25	0	0	29	79	24	41
Feb-19	0	0	0.00	4	5.90	0	0.00	17	18.75	20	13.70	3	5.300	4	6	19	44	12	14	1	1	28	81	27	42
Mar-19																									
Apr-19																									
May-19																									
Jun-19																									
Total	2	2	2.80	25	35.05	3	13.50	118	320.75	95	120.60	47	66.000	28	33	171	349	117	160	10	11	189	438	175	453

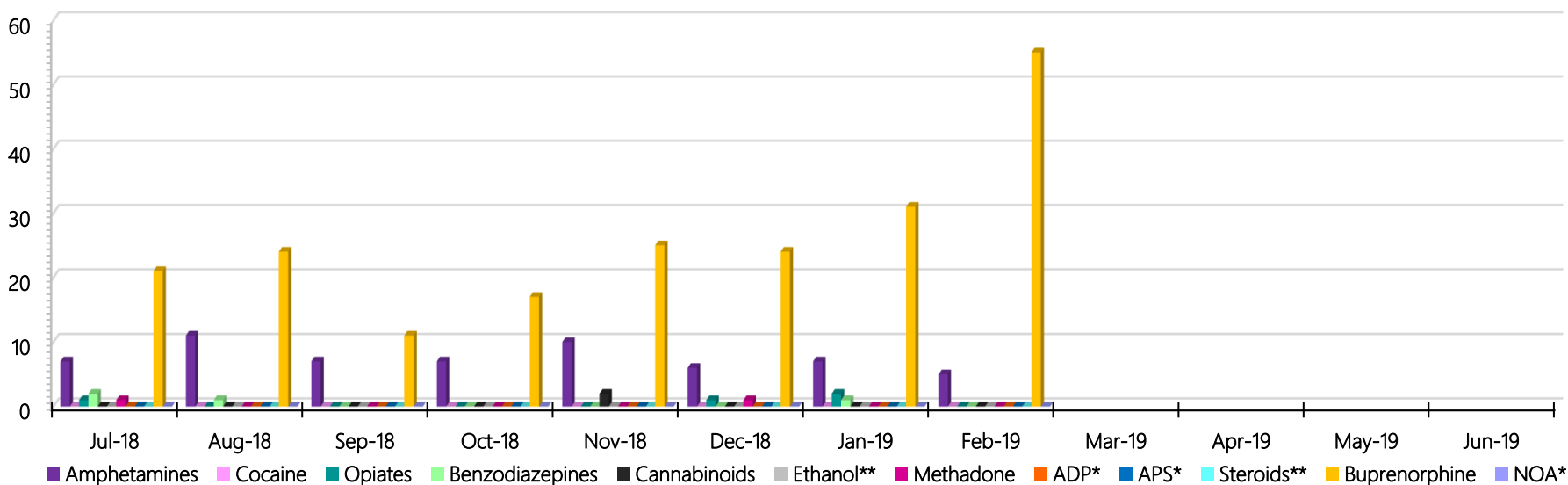
Metropolitan Remand Centre Targeted and Random General Urinalysis Positives & Equivalents - 2018-2019

MRC Targeted and Random General Postives & Equivalents: 2018-2019 Percentage Rate



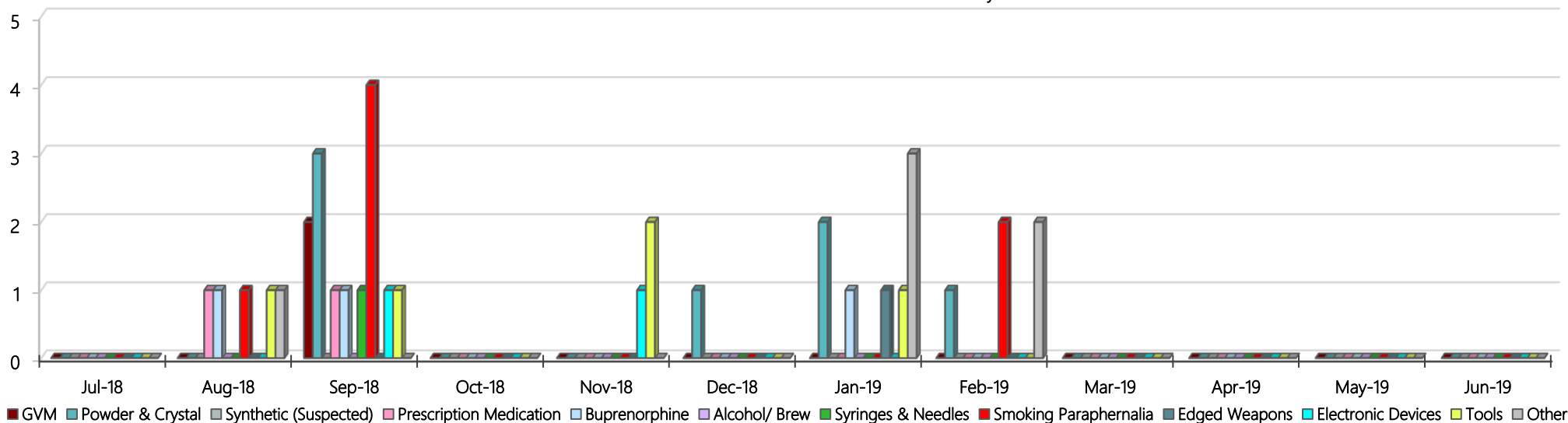
Metropolitan Remand Centre Positive Urinalysis Results by Drug Type - 2018-2019

MRC Positive Urinalysis Results By Drug Type: 2018-2019



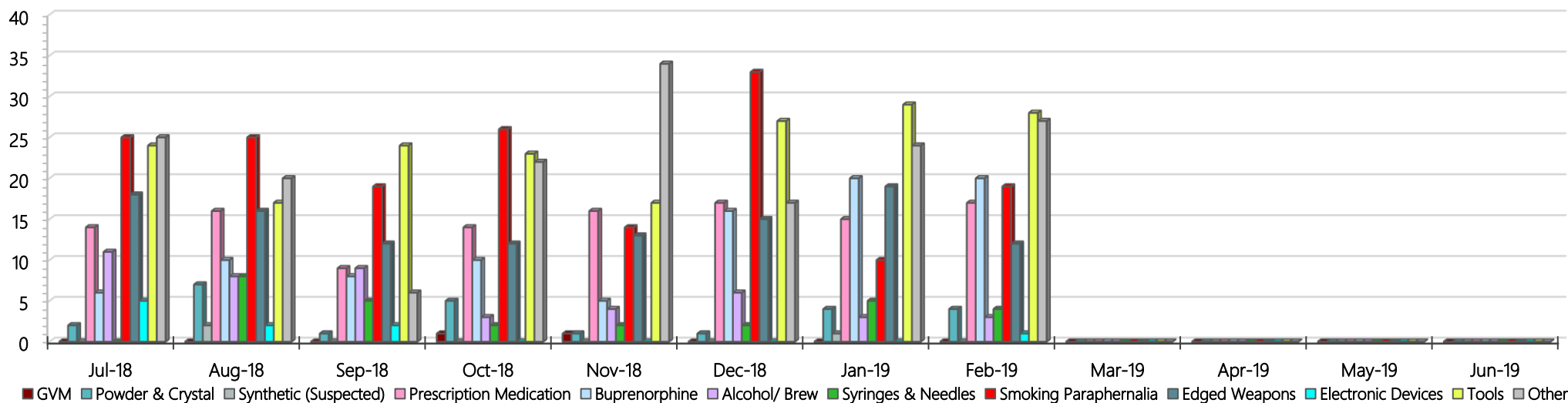
Metropolitan Remand Centre Count of Visitor Seizure Finds – Monthly 2018-2019

MRC Count of Visitor Seizure Finds - Monthly 2018-2019



Metropolitan Remand Centre Count of Prisoner Seizure Finds – Monthly 2018-2019

MRC Count of Prisoner Seizure Finds - Monthly 2018-2019



Port Phillip Prison

Targeted and Random General Urinalysis Results: 2018-2019

Port Phillip Prison	Jul-18	Aug-18	Sep-18	Oct-18	Nov-18	Dec-18	Jan-19	Feb-19	Mar-19	Apr-19	May-19	Jun-19	Average	Totals
Effective Sample - Targeted	272	316	214	328	257	283	345	264					285	2279
Targeted Positives	19	34	17	33	17	23	20	31					24	194
Refusal	7	5	4	10	14	12	11	2					8	65
Unable	3	1	1	2	5	5	1	2					3	20
Interfered	0	0	0	0	0	1	0	0					0	1
Adulterated	1	2	0	1	1	1	0	2					1	8
Targeted % Tested Positive	11.03%	13.29%	10.28%	14.02%	14.40%	14.84%	9.28%	14.02%					12.64%	12.64%
Awaiting / Pending Results	1	3	2	1	0	2	0	0					1	9
Targeted Residual	2	3	2	2	1	0	4	1					2	15
Random tests collected	63	56	48	60	48	56	48	50					54	429
Tested Positive	1	3	0	2	1	5	4	2					2	18
Refusal (guilty)	0	0	0	0	0	1	0	0					0	1
Unable (not guilty)	3	0	0	0	0	0	1	0					1	4
Unable (guilty)	0	0	0	1	1	0	0	0					0	2
Interfered (guilty)	0	0	0	0	0	0	0	0					0	0
No test (valid reason)	4	0	6	4	3	4	3	2					3	26
No test (no valid reason)	0	0	0	0	0	0	0	0					0	0
Adulterated	0	0	0	0	0	0	0	0					0	0
Awaiting / Pending Results	0	0	0	0	0	0	0	0					0	0
Random Residual (PIMS URAR030)	0	0	0	0	0	0	0	0					0	0
Effective Sample - Random General	63	56	48	61	49	57	48	50					54	432
% Tested positive	1.59%	5.36%	0.00%	3.28%	2.04%	8.77%	8.33%	4.00%					4.17%	33.37%
% Prisoner guilty, positive equivalents	0.00%	0.00%	0.00%	1.64%	2.04%	1.75%	0.00%	0.00%					0.68%	
% Total prisoner fails	1.59%	5.36%	0.00%	4.92%	4.08%	10.53%	8.33%	4.00%					4.85%	
% No test without valid reason	0.00%	0.00%	0.00%	0.00%	0.00%	0.00%	0.00%	0.00%					0.00%	
% Failures for SDO	1.59%	5.36%	0.00%	4.92%	4.08%	10.53%	8.33%	4.00%					4.86%	


Port Phillip Prison - Drugs Identified Through Urinalysis by Drug Type – Monthly & 2018-2019

PPP	Amphetamines	Cocaine	Opiates	Benzodiazepines	Cannabinoids	Ethanol**	Methadone	ADP*	APS*	Steroids**	Buprenorphine	NOA*	Total
Jul-18	4	0	3	0	0	0	1	0	0	0	22	0	30
Aug-18	4	0	2	0	0	0	0	0	0	0	39	0	45
Sep-18	5	0	0	0	0	0	0	0	0	0	23	0	28
Oct-18	4	0	7	2	2	0	5	0	0	0	32	0	52
Nov-18	6	0	2	0	0	0	5	0	0	0	16	0	29
Dec-18	9	0	0	2	0	0	2	0	0	0	21	0	34
Jan-19	0	0	1	1	0	0	6	0	0	0	19	0	27
Feb-19	1	0	1	0	0	0	1	0	0	0	34	0	37
Mar-19													0
Apr-19													0
May-19													0
Jun-19													0
PPP YTD	33	0	16	5	2	0	20	0	0	0	206	0	282
<i>All Prisons YTD</i>	<i>273</i>	<i>1</i>	<i>54</i>	<i>43</i>	<i>29</i>	<i>5</i>	<i>34</i>	<i>28</i>	<i>21</i>	<i>0</i>	<i>1129</i>	<i>2</i>	<i>1619</i>
<i>PPP % of Total</i>	<i>12.09%</i>	<i>0.00%</i>	<i>29.63%</i>	<i>11.63%</i>	<i>6.90%</i>	<i>0.00%</i>	<i>58.82%</i>	<i>0.00%</i>	<i>0.00%</i>	<i>0.00%</i>	<i>18.25%</i>	<i>0.00%</i>	<i>17.42%</i>

Port Phillip Prison Seizures of Contraband: Visitors & Prisoners – Monthly & 2018-2019

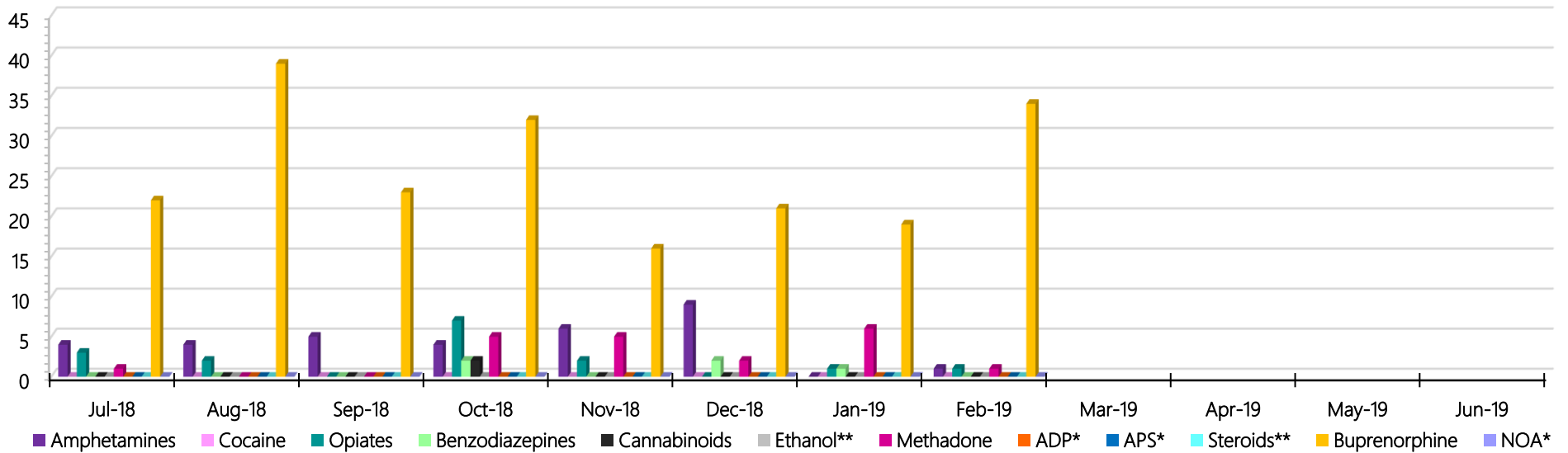
Visitors	GVM		Powder & Crystal		Synthetic (Suspected)		Prescription Medication		Buprenorphine		Alcohol & Home Brew		Syringes & Needles		Smoking Paraphernalia		Edged Weapons		Electronic Devices		Tools		Other		
	PPP	Finds	Gms	Finds	Gms	Finds	Gms	Finds	Qty	Finds	Qty	Finds	Ltrs	Finds	Qty	Finds	Qty	Finds	Qty	Finds	Qty	Finds	Qty	Finds	Qty
Jul-18	1	1.00	0	0.00	0	0.00	0	0.00	0	0.00	0	0.000	1	1	1	1	0	0	0	0	0	0	0	0	0
Aug-18	1	0.46	2	4.03	0	0.00	0	0.00	0	0.00	0	0.000	0	0	1	4	0	0	0	0	0	0	0	0	0
Sep-18	1	0.20	1	0.05	0	0.00	0	0.00	1	92.00	0	0.000	0	0	2	2	0	0	0	0	0	0	2	2	
Oct-18	1	2.31	0	0.00	0	0.00	0	0.00	0	0.00	0	0.000	0	0	0	0	0	0	0	0	0	0	0	0	
Nov-18	1	1.00	0	0.00	0	0.00	0	0.00	2	31.00	0	0.000	1	3	1	1	1	1	0	0	0	0	2	2	
Dec-18	1	0.20	3	4.69	0	0.00	1	1.00	1	1.00	0	0.000	1	1	2	2	1	1	0	0	0	0	4	5	
Jan-19	2	3.19	0	0.00	0	0.00	0	0.00	0	0.00	0	0.000	1	1	0	0	0	0	0	0	0	0	1	1	
Feb-19	0	0.00	2	13.24	0	0.00	0	0.00	0	0.00	0	0.000	0	0	1	4	0	0	0	0	0	0	0	0	
Mar-19																									
Apr-19																									
May-19																									
Jun-19																									
Total	8	8.36	8	22.01	0	0.00	1	1.00	4	124.00	0	0.000	4	6	8	14	2	2	0	0	0	0	9	10	

Prisoners	GVM		Powder & Crystal		Synthetic (Suspected)		Prescription Medication		Buprenorphine		Alcohol & Home Brew		Syringes & Needles		Smoking Paraphernalia		Edged Weapons		Electronic Devices		Tools		Other	
	PPP	Finds	Gms	Finds	Gms	Finds	Gms	Finds	Qty	Finds	Qty	Finds	Ltrs	Finds	Qty	Finds	Qty	Finds	Qty	Finds	Qty	Finds	Qty	Finds
Jul-18	1	0.03	1	0.50	0	0.00	10	39.00	8	10.00	1	3.000	6	6	4	7	17	17	0	0	8	12	9	11
Aug-18	1	0.06	1	1.00	0	0.00	14	85.00	6	22.00	0	0.000	8	8	3	3	12	12	0	0	4	6	7	9
Sep-18	1	0.01	0	0.00	0	0.00	14	50.00	11	24.00	4	33.300	13	14	8	29	8	8	0	0	2	3	9	20
Oct-18	0	0.00	1	1.00	0	0.00	14	39.50	13	19.20	6	52.000	8	8	8	17	10	10	0	0	0	0	5	7
Nov-18	0	0.00	2	1.40	0	0.00	10	29.00	11	16.00	0	0.000	2	1	13	31	15	22	0	0	10	11	10	10
Dec-18	1	3.33	1	3.88	0	0.00	18	38.50	17	18.90	0	0.000	2	4	2	3	9	10	1	1	3	5	9	15
Jan-19	0	0.00	2	2.00	0	0.00	12	21.00	8	3.80	3	6.000	3	3	8	9	12	12	1	1	3	3	7	14
Feb-19	0	0.00	0	0.00	0	0.00	13	28.50	13	6.50	0	0.000	10	17	6	6	14	18	1	1	3	6	14	17
Mar-19																								
Apr-19																								
May-19																								
Jun-19																								
Total	4	3.43	8	9.78	0	0.00	105	330.50	87	120.40	14	94.300	52	61	52	105	97	109	3	3	33	46	70	103



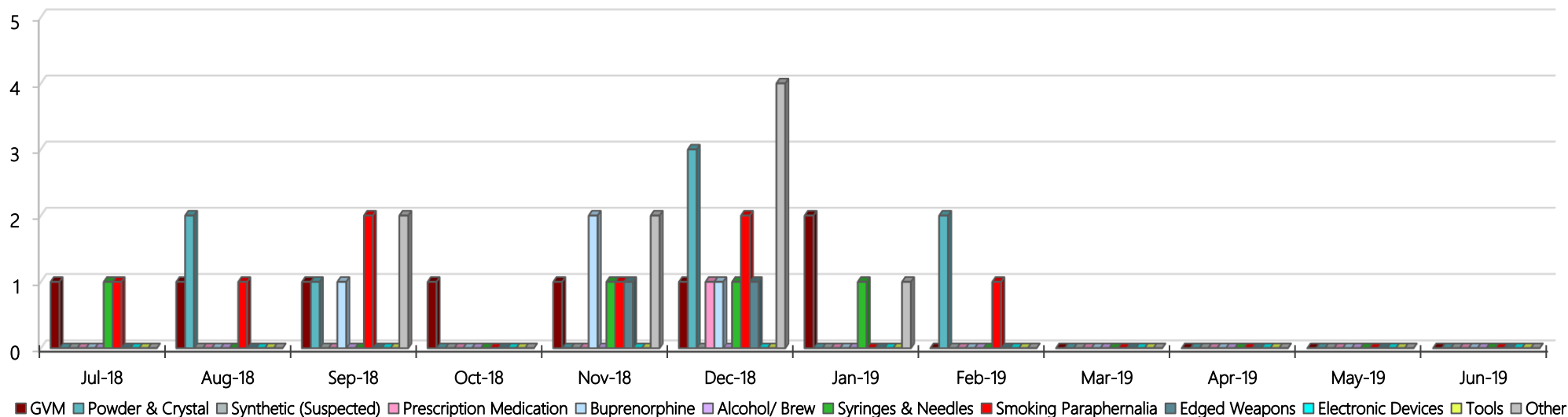
Port Phillip Prison Positive Urinalysis Results by Drug Type - 2018-2019

PPP Positive Urinalysis Results By Drug Type: 2018-2019



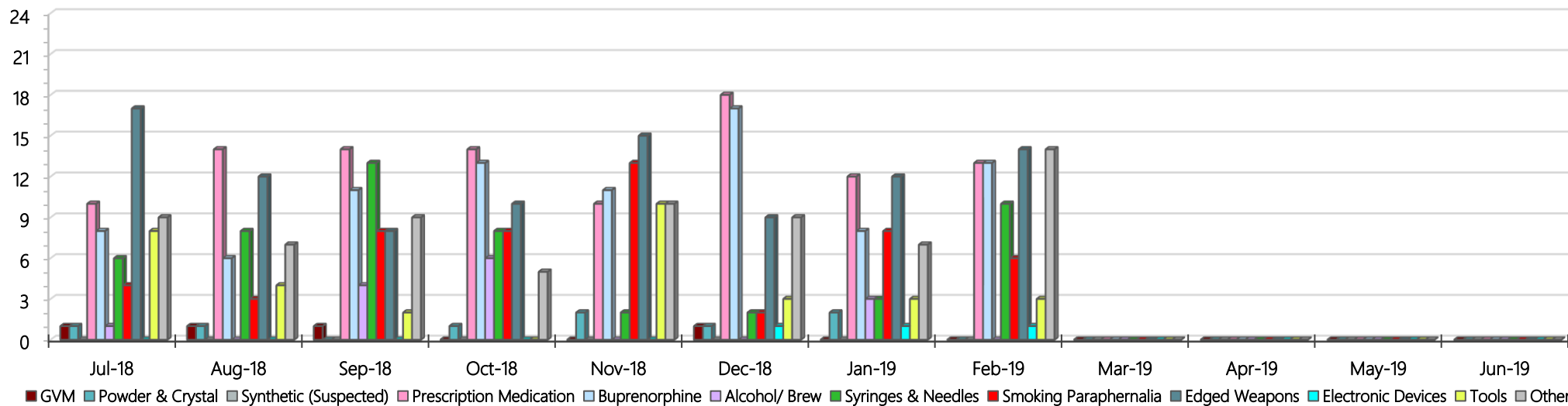
Port Phillip Prison Count of Visitor Seizure Finds – Monthly 2018-2019

PPP Count of Visitor Seizure Finds - Monthly 2018-2019



Port Phillip Prison Count of Prisoner Seizure Finds – Monthly 2018-2019

PPP Count of Prisoner Seizure Finds - Monthly 2018-2019



Dame Phyllis Frost Centre
Targeted and Random General Urinalysis Results: 2018-2019

DPFC	Jul-18	Aug-18	Sep-18	Oct-18	Nov-18	Dec-18	Jan-19	Feb-19	Mar-19	Apr-19	May-19	Jun-19	Average	Totals
Effective Sample - Targeted	147	135	95	136	118	98	149	129					126	1007
Targeted Positives	15	12	9	29	16	15	16	7					15	119
Refusal	5	5	6	2	1	1	4	2					3	26
Unable	2	0	1	2	0	2	4	1					2	12
Interfered	0	0	0	0	0	0	0	0					0	0
Adulterated	0	0	0	0	0	0	0	0					0	0
Targeted % Tested Positive	14.97%	12.59%	16.84%	24.26%	14.41%	18.37%	16.11%	7.75%					15.59%	15.59%
Awaiting / Pending Results	0	1	2	2	0	7	1	0					2	13
Targeted Residual	0	0	0	3	2	0	0	0					1	5
Random tests collected	76	61	60	73	57	74	60	59					65	520
Tested Positive	1	0	1	4	1	3	0	0					1	10
Refusal (guilty)	2	0	0	1	0	0	0	2					1	5
Unable (not guilty)	0	0	0	0	0	0	0	0					0	0
Unable (guilty)	0	0	0	1	1	1	2	0					1	5
Interfered (guilty)	0	0	0	0	0	0	0	0					0	0
No test (valid reason)	1	4	4	2	2	2	3	4					3	22
No test (no valid reason)	0	0	0	0	0	0	0	0					0	0
Adulterated	0	0	0	0	1	0	0	0					0	1
Awaiting / Pending Results	0	0	0	0	0	0	0	0					0	0
Random Residual (PIMS URAR030)	0	0	0	0	0	0	0	0					0	0
Effective Sample - Random General	78	61	60	75	58	75	62	61					66	530
% Tested positive	1.28%	0.00%	1.67%	5.33%	1.72%	4.00%	0.00%	0.00%					1.75%	14.01%
% Prisoner guilty, positive equivalents	2.56%	0.00%	0.00%	2.67%	3.45%	1.33%	3.23%	3.28%					2.06%	
% Total prisoner fails	3.85%	0.00%	1.67%	8.00%	3.45%	5.33%	3.23%	3.28%					3.60%	
% No test without valid reason	0.00%	0.00%	0.00%	0.00%	0.00%	0.00%	0.00%	0.00%					0.00%	
Random General Benchmark 7.25%	7.25%	7.25%	7.25%	7.25%	7.25%	7.25%	7.25%	7.25%	7.25%	7.25%	7.25%	7.25%	YTD	
% Failures for SDO	3.85%	0.00%	1.67%	8.00%	5.17%	5.33%	3.23%	3.28%					3.96%	

DPFC - Drugs Identified Through Urinalysis by Drug Type – Monthly & 2018-2019

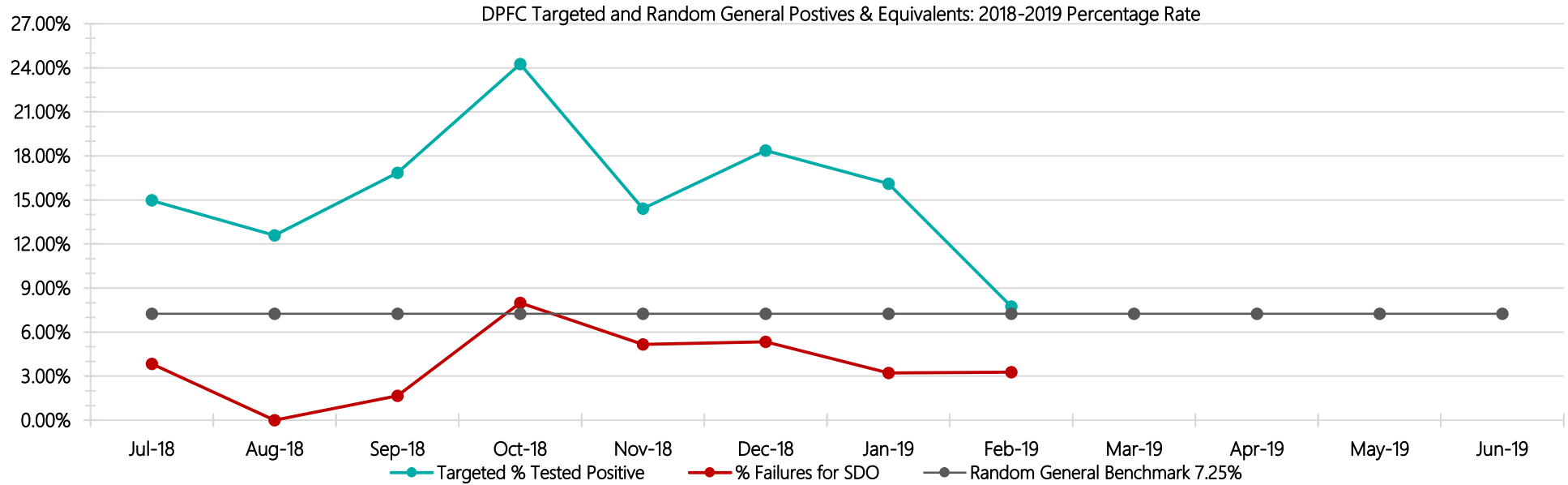
DPFC	Amphetamines	Cocaine	Opiates	Benzodiazepines	Cannabinoids	Ethanol**	Methadone	ADP*	APS*	Steroids**	Buprenorphine	NOA*	Total
Jul-18	9	0	4	1	0	0	0	1	0	0	2	0	17
Aug-18	2	0	0	2	0	0	1	3	0	0	5	0	13
Sep-18	1	0	0	1	0	0	1	0	0	0	7	1	11
Oct-18	18	0	10	6	1	0	3	2	1	0	4	0	45
Nov-18	9	0	4	1	2	0	0	0	0	0	6	0	22
Dec-18	5	0	2	1	0	0	0	0	1	0	13	0	22
Jan-19	15	0	0	0	0	0	1	0	0	0	3	0	19
Feb-19	6	0	0	3	1	0	0	0	1	0	3	0	14
Mar-19													0
Apr-19													0
May-19													0
Jun-19													0
DPFC YTD	65	0	20	15	4	0	6	6	3	0	43	1	163
<i>All Prisons YTD</i>	<i>273</i>	<i>1</i>	<i>54</i>	<i>43</i>	<i>29</i>	<i>5</i>	<i>34</i>	<i>28</i>	<i>21</i>	<i>0</i>	<i>1129</i>	<i>2</i>	<i>1619</i>
<i>DPFC % of Total</i>	<i>23.81%</i>	<i>0.00%</i>	<i>37.04%</i>	<i>34.88%</i>	<i>13.79%</i>	<i>0.00%</i>	<i>17.65%</i>	<i>21.43%</i>	<i>14.29%</i>	<i>0.00%</i>	<i>3.81%</i>	<i>50.00%</i>	<i>10.07%</i>

DPFC Seizures of Contraband: Visitors & Prisoners – Monthly & 2018-2019

Visitors	GVM		Powder & Crystal		Synthetic (Suspected)		Prescription Medication		Buprenorphine		Alcohol & Home Brew		Syringes & Needles		Smoking Paraphernalia		Edged Weapons		Electronic Devices		Tools		Other		
	DPFC	Finds	Gms	Finds	Gms	Finds	Gms	Finds	Qty	Finds	Qty	Finds	Ltrs	Finds	Qty	Finds	Qty	Finds	Qty	Finds	Qty	Finds	Qty	Finds	Qty
Jul-18	2	2.00	0	0.00	0	0.00	0	0.00	0	0.00	0	0.000	1	1	0	0	0	0	0	0	0	0	0	0	0
Aug-18	0	0.00	0	0.00	0	0.00	0	0.00	0	0.00	0	0.000	0	0	0	0	0	0	1	1	0	0	0	0	0
Sep-18	0	0.00	0	0.00	0	0.00	0	0.00	0	0.00	0	0.000	0	0	0	0	0	0	0	0	0	0	0	0	0
Oct-18	0	0.00	0	0.00	0	0.00	0	0.00	0	0.00	0	0.000	0	0	1	1	0	0	0	0	0	0	0	0	0
Nov-18	0	0.00	1	13.10	0	0.00	0	0.00	0	0.00	0	0.000	0	0	0	0	0	0	0	0	0	0	0	0	0
Dec-18	0	0.00	0	0.00	0	0.00	0	0.00	0	0.00	0	0.000	0	0	0	0	0	0	0	0	0	0	0	0	0
Jan-19	0	0.00	0	0.00	0	0.00	0	0.00	0	0.00	0	0.000	0	0	0	0	0	0	0	0	0	0	0	0	0
Feb-19	0	0.00	0	0.00	0	0.00	0	0.00	0	0.00	0	0.000	0	0	0	0	0	0	0	0	0	0	0	0	0
Mar-19																									
Apr-19																									
May-19																									
Jun-19																									
Total	2	2.00	1	13.10	0	0.00	0	0.00	0	0.00	0	0.000	1	1	1	1	0	0	1	1	0	0	0	0	0

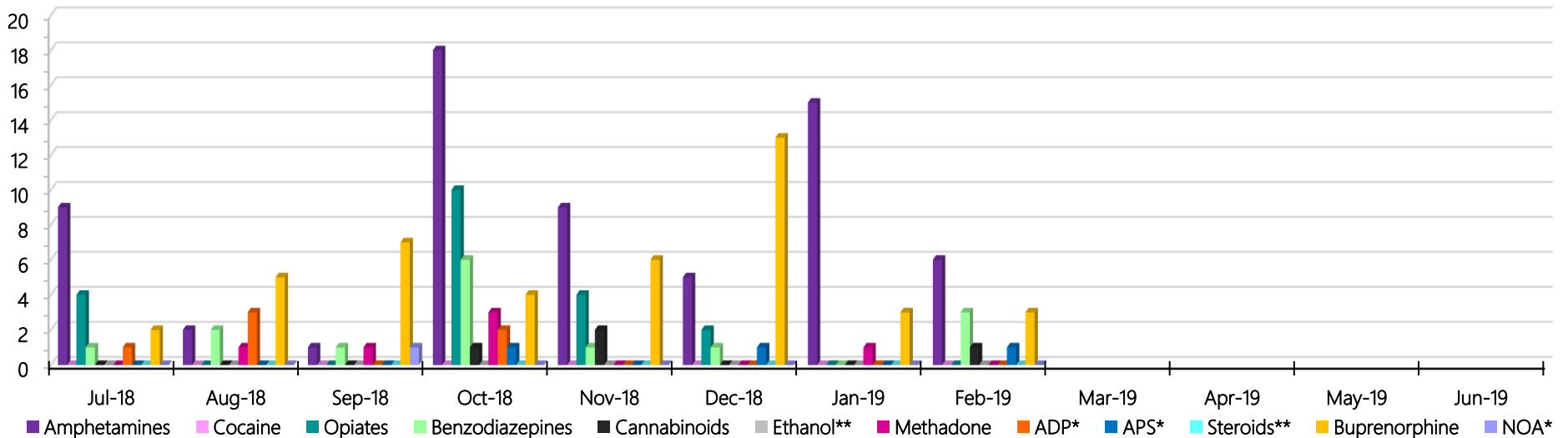
Prisoners	GVM		Powder & Crystal		Synthetic (Suspected)		Prescription Medication		Buprenorphine		Alcohol & Home Brew		Syringes & Needles		Smoking Paraphernalia		Edged Weapons		Electronic Devices		Tools		Other		
	DPFC	Finds	Gms	Finds	Gms	Finds	Gms	Finds	Qty	Finds	Qty	Finds	Ltrs	Finds	Qty	Finds	Qty	Finds	Qty	Finds	Qty	Finds	Qty	Finds	Qty
Jul-18	1	0.02	3	10.00	0	0.00	3	3.50	0	0.00	3	7.125	0	0	5	8	0	0	0	0	1	1	0	0	0
Aug-18	1	0.50	1	1.00	0	0.00	4	11.25	0	0.00	1	1.875	5	12	5	6	0	0	0	0	1	1	3	20	0
Sep-18	1	0.50	1	4.80	0	0.00	8	37.00	0	0.00	0	0.000	2	4	1	1	0	0	0	0	1	2	1	2	0
Oct-18	0	0.00	1	0.30	0	0.00	5	17.00	2	40.00	1	2.000	1	2	2	2	1	1	1	1	1	1	0	0	0
Nov-18	0	0.00	5	26.82	0	0.00	2	7.00	1	4.00	1	2.500	1	4	2	3	1	1	1	1	1	1	2	4	0
Dec-18	0	0.00	1	1.00	0	0.00	1	32.00	0	0.00	2	1.400	4	5	1	1	1	1	2	2	1	1	2	2	0
Jan-19	0	0.00	1	0.10	0	0.00	4	48.00	1	0.20	3	7.000	3	4	5	5	0	0	0	0	1	1	1	1	0
Feb-19	1	0.10	2	7.50	0	0.00	3	7.50	1	0.20	0	0.000	5	8	1	1	0	0	0	0	0	0	2	2	0
Mar-19																									
Apr-19																									
May-19																									
Jun-19																									
Total	4	1.12	15	51.52	0	0.00	30	163.25	5	44.40	11	21.900	21	39	22	27	3	3	4	4	7	8	11	31	0

DPFC Targeted and Random General Urinalysis Positives & Equivalents - 2018-2019



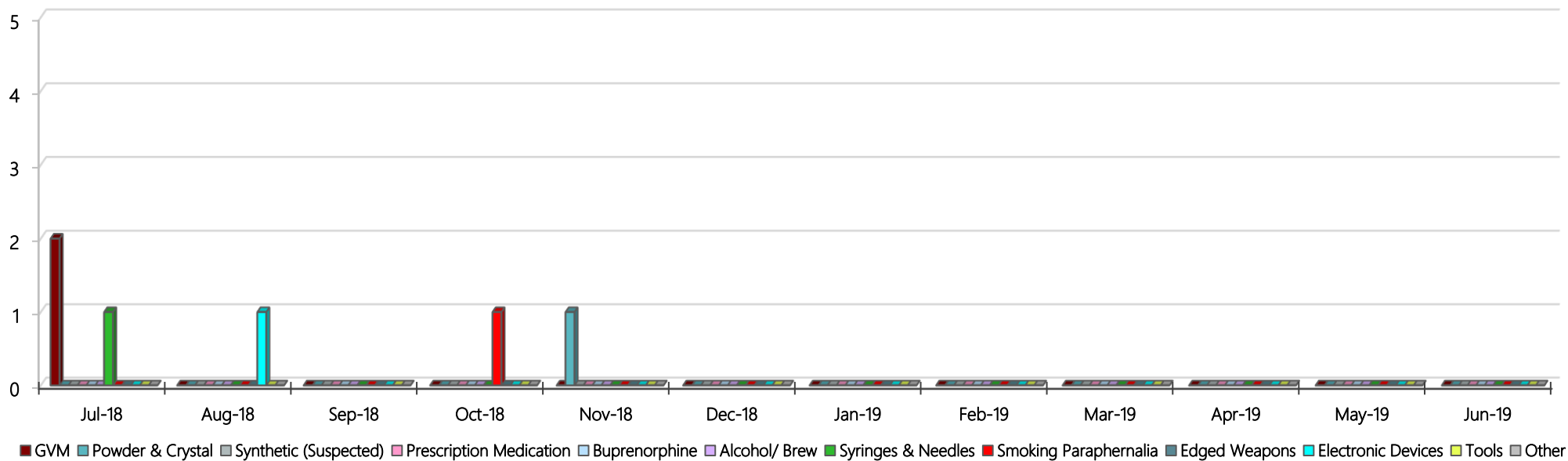
DPFC Positive Urinalysis Results by Drug Type - 2018-2019

DPFC Positive Urinalysis Results By Drug Type: 2018-2019



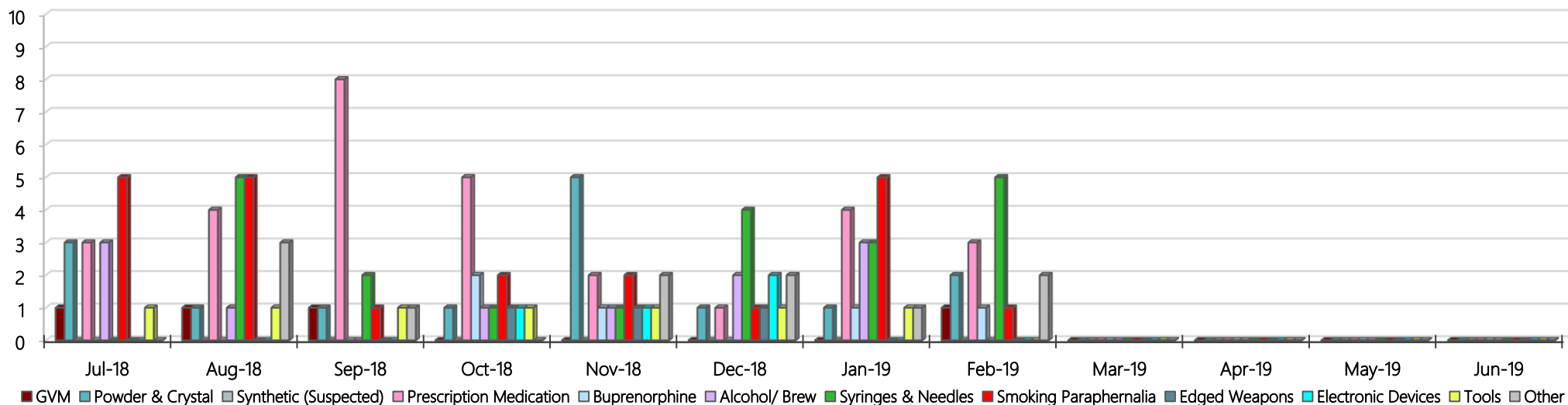
DPFC Count of Visitor Seizure Finds – Monthly 2018-2019

DPFC Count of Visitor Seizure Finds - Monthly 2018-2019



DPFC Count of Prisoner Seizure Finds – Monthly 2018-2019

DPFC Count of Prisoner Seizure Finds - Monthly 2018-2019



Fulham Correctional Centre

Targeted and Random General Urinalysis Results: 2018-2019

Fulham	Jul-18	Aug-18	Sep-18	Oct-18	Nov-18	Dec-18	Jan-19	Feb-19	Mar-19	Apr-19	May-19	Jun-19	Average	Totals
Effective Sample - Targeted	262	252	226	207	240	239	244	192					233	1862
Targeted Positives	13	14	12	13	6	9	21	19					13	107
Refusal	3	0	0	0	0	0	1	1					1	5
Unable	2	2	3	2	2	5	0	3					2	19
Interfered	0	0	0	0	0	0	0	0					0	0
Adulterated	0	0	1	0	0	0	1	0					0	2
Targeted % Tested Positive	6.87%	6.35%	7.08%	7.25%	3.33%	5.86%	9.43%	11.98%					7.14%	7.14%
Awaiting / Pending Results	2	0	1	0	0	0	1	0					1	4
Targeted Residual	1	0	1	1	0	2	2	0					1	7
Random tests collected	70	53	55	76	60	73	59	58					63	504
Tested Positive	3	1	2	0	3	1	2	3					2	15
Refusal (guilty)	0	0	0	1	0	0	0	0					0	1
Unable (not guilty)	0	0	0	0	0	0	0	0					0	0
Unable (guilty)	0	0	1	0	0	0	1	0					0	2
Interfered (guilty)	0	0	0	0	0	0	0	0					0	0
No test (valid reason)	0	4	2	1	0	2	0	2					1	11
No test (no valid reason)	0	0	0	0	1	0	0	0					0	1
Adulterated	0	0	0	0	0	0	0	0					0	0
Awaiting / Pending Results	0	0	0	0	0	0	0	0					0	0
Random Residual (PIMS URAR030)	0	0	0	0	0	0	0	1					0	1
Effective Sample - Random General	70	53	56	77	61	73	60	58					64	508
% Tested positive	4.29%	1.89%	3.57%	0.00%	4.92%	1.37%	3.33%	5.17%					3.07%	24.54%
% Prisoner guilty, positive equivalents	0.00%	0.00%	1.79%	1.30%	0.00%	0.00%	1.67%	0.00%					0.59%	
% Total prisoner fails	4.29%	1.89%	5.36%	1.30%	4.92%	1.37%	5.00%	5.17%					3.66%	
% No test without valid reason	0.00%	0.00%	0.00%	0.00%	1.64%	0.00%	0.00%	0.00%					0.20%	
% Failures for SDO	4.29%	1.89%	5.36%	1.30%	6.56%	1.37%	5.00%	5.17%					3.74%	


Fulham - Drugs Identified Through Urinalysis by Drug Type – Monthly & 2018-2019

Fulham	Amphetamines	Cocaine	Opiates	Benzodiazepines	Cannabinoids	Ethanol**	Methadone	ADP*	APS*	Steroids**	Buprenorphine	NOA*	Total
Jul-18	2	0	0	3	1	0	0	5	2	0	6	0	19
Aug-18	3	0	1	1	0	0	0	3	3	0	7	1	19
Sep-18	3	0	0	0	0	0	0	3	4	0	6	0	16
Oct-18	3	0	0	0	0	0	0	1	4	0	7	0	15
Nov-18	3	0	0	0	0	0	1	1	0	0	8	0	13
Dec-18	1	0	1	0	0	0	1	1	0	0	9	0	13
Jan-19	1	0	0	0	0	0	0	4	3	0	19	0	27
Feb-19	1	0	1	0	0	0	1	2	1	0	20	0	26
Mar-19													0
Apr-19													0
May-19													0
Jun-19													0
Fulham YTD	17	0	3	4	1	0	3	20	17	0	82	1	148
<i>All Prisons YTD</i>	<i>273</i>	<i>1</i>	<i>54</i>	<i>43</i>	<i>29</i>	<i>5</i>	<i>34</i>	<i>28</i>	<i>21</i>	<i>0</i>	<i>1129</i>	<i>2</i>	<i>1619</i>
<i>Fulham % of Total</i>	<i>6.23%</i>	<i>0.00%</i>	<i>5.56%</i>	<i>9.30%</i>	<i>3.45%</i>	<i>0.00%</i>	<i>8.82%</i>	<i>71.43%</i>	<i>80.95%</i>	<i>0.00%</i>	<i>7.26%</i>	<i>50.00%</i>	<i>9.14%</i>

Fulham Seizures of Contraband: Visitors & Prisoners – Monthly & 2018-2019

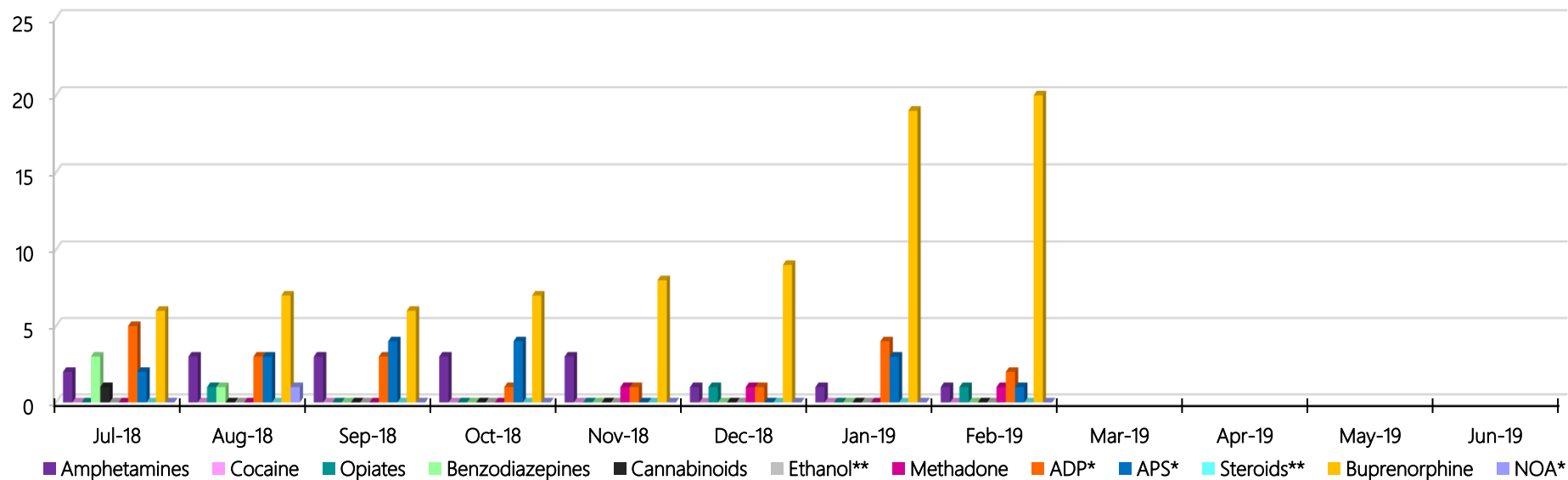
Visitors	GVM		Powder & Crystal		Synthetic (Suspected)		Prescription Medication		Buprenorphine		Alcohol & Home Brew		Syringes & Needles		Smoking Paraphernalia		Edged Weapons		Electronic Devices		Tools		Other	
	Finds	Gms	Finds	Gms	Finds	Gms	Finds	Qty	Finds	Qty	Finds	Ltrs	Finds	Qty	Finds	Qty	Finds	Qty	Finds	Qty	Finds	Qty	Finds	Qty
Fulham																								
Jul-18	0	0.00	0	0.00	0	0.00	0	0.00	0	0.00	0	0.000	1	1	3	4	1	1	0	0	0	0	1	1
Aug-18	0	0.00	0	0.00	0	0.00	0	0.00	0	0.00	0	0.000	1	7	1	1	0	0	0	0	0	0	2	25
Sep-18	0	0.00	0	0.00	0	0.00	0	0.00	0	0.00	1	1.500	1	7	0	0	0	0	0	0	0	0	1	2
Oct-18	0	0.00	0	0.00	0	0.00	1	1.00	0	0.00	0	0.000	0	0	2	2	2	2	0	0	0	0	2	17
Nov-18	0	0.00	1	0.01	0	0.00	0	0.00	0	0.00	0	0.000	1	1	1	1	0	0	0	0	0	0	0	0
Dec-18	0	0.00	0	0.00	0	0.00	0	0.00	1	2.00	0	0.000	2	46	5	6	0	0	0	0	1	1	5	5
Jan-19	0	0.00	0	0.00	0	0.00	1	3.00	0	0.00	0	0.000	0	0	1	2	1	1	0	0	0	0	2	38
Feb-19	0	0.00	0	0.00	0	0.00	0	0.00	0	0.00	0	0.000	1	5	0	0	0	0	0	0	1	1	0	0
Mar-19																								
Apr-19																								
May-19																								
Jun-19																								
Total	0	0.00	1	0.01	0	0.00	2	4.00	1	2.00	1	1.500	7	67	13	16	4	4	0	0	2	2	13	88

Prisoners	GVM		Powder & Crystal		Synthetic (Suspected)		Prescription Medication		Buprenorphine		Alcohol & Home Brew		Syringes & Needles		Smoking Paraphernalia		Edged Weapons		Electronic Devices		Tools		Other	
	Finds	Gms	Finds	Gms	Finds	Gms	Finds	Qty	Finds	Qty	Finds	Ltrs	Finds	Qty	Finds	Qty	Finds	Qty	Finds	Qty	Finds	Qty	Finds	Qty
Fulham																								
Jul-18	0	0.00	2	1.33	0	0.00	18	39.50	1	4.00	2	15.100	1	1	31	55	4	4	6	32	11	15	15	28
Aug-18	0	0.00	1	1.00	0	0.00	9	13.00	2	2.00	0	0.000	4	7	38	54	5	5	0	0	6	6	6	6
Sep-18	0	0.00	0	0.00	0	0.00	5	12.50	0	0.00	5	9.000	3	3	24	65	8	18	2	3	6	6	12	18
Oct-18	0	0.00	1	1.32	0	0.00	8	15.50	2	3.00	3	5.000	1	2	39	90	4	7	3	8	4	5	20	26
Nov-18	0	0.00	0	0.00	0	0.00	5	5.25	2	44.40	2	1.750	0	0	26	52	1	1	1	1	3	3	15	22
Dec-18	0	0.00	1	0.64	0	0.00	8	14.00	5	12.50	5	8.000	3	3	25	31	4	5	0	0	14	26	26	33
Jan-19	0	0.00	0	0.00	0	0.00	13	19.00	8	1.20	8	9.500	0	0	28	50	3	3	0	0	5	9	17	28
Feb-19	0	0.00	1	4.27	0	0.00	15	22.00	4	21.30	9	10.200	2	2	48	87	4	5	1	1	1	2	21	247
Mar-19																								
Apr-19																								
May-19																								
Jun-19																								
Total	0	0.00	6	8.56	0	0.00	81	140.75	24	88.40	34	58.550	14	18	259	484	33	48	13	45	50	72	132	408



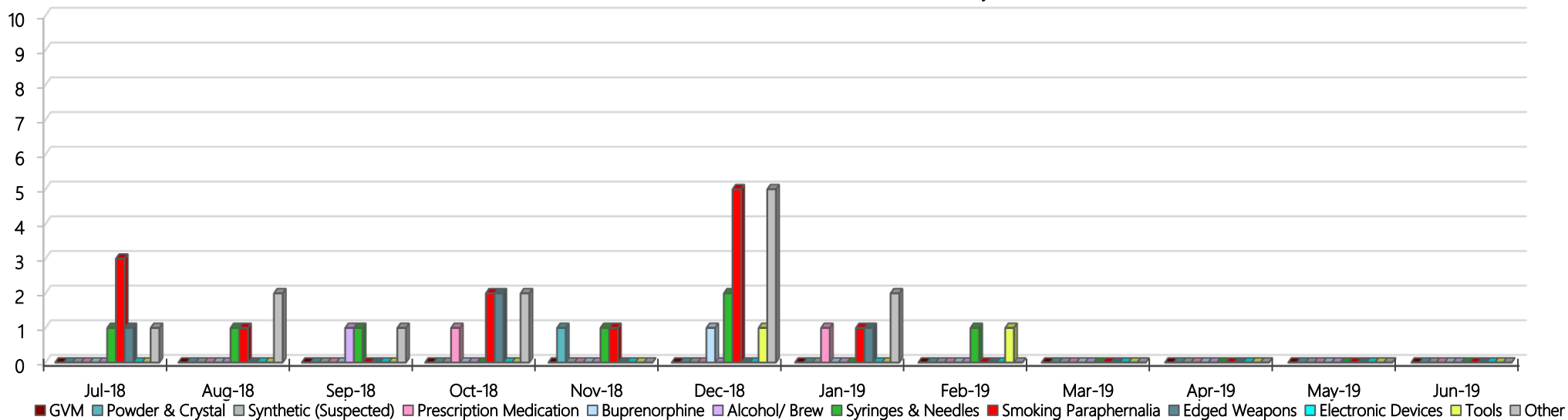
Fulham Positive Urinalysis Results by Drug Type - 2018-2019

Fulham Positive Urinalysis Results By Drug Type: 2018-2019



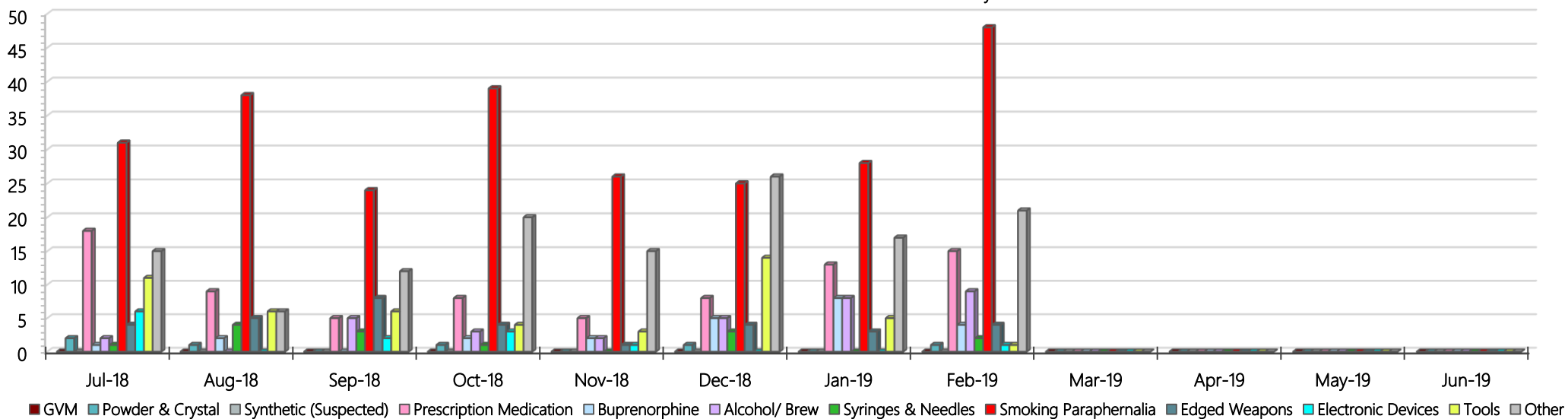
Fulham Count of Visitor Seizure Finds – Monthly 2018-2019

Fulham Count of Visitor Seizure Finds - Monthly 2018-2019



Fulham Count of Prisoner Seizure Finds – Monthly 2018-2019

Fulham Count of Prisoner Seizure Finds - Monthly 2018-2019



Hopkins Correctional Centre Targeted and Random General Urinalysis Results: 2018-2019

HCC	Jul-18	Aug-18	Sep-18	Oct-18	Nov-18	Dec-18	Jan-19	Feb-19	Mar-19	Apr-19	May-19	Jun-19	Average	Total
Effective Sample - Targeted	14	49	28	27	22	14	24	20					25	198
Targeted Positives	1	1	1	1	1	2	3	0					1	10
Refusal	0	0	0	0	0	0	2	0					0	2
Unable	0	1	0	0	0	0	0	0					0	1
Interfered	0	0	0	0	0	0	0	0					0	0
Adulterated	0	0	0	0	0	0	0	0					0	0
Targeted % Tested Positive	7.14%	4.08%	3.57%	3.70%	4.55%	14.29%	20.83%	0.00%					6.57%	6.57%
Awaiting / Pending Results	0	0	0	1	0	1	2	0					1	4
Targeted Residual	0	0	0	0	0	0	0	0					0	0
Random tests collected	102	85	90	114	91	111	90	87					96	771
Tested Positive	0	0	0	0	1	1	2	2					1	6
Refusal (guilty)	1	0	2	0	0	0	0	0					0	3
Unable (not guilty)	0	0	0	0	0	0	0	0					0	0
Unable (guilty)	0	1	0	0	0	2	0	1					1	4
Interfered (guilty)	0	0	0	0	0	0	0	0					0	0
No test (valid reason)	1	0	0	1	1	2	1	0					1	6
No test (no valid reason)	0	0	0	0	0	0	0	0					0	0
Adulterated	0	0	0	0	0	0	0	0					0	0
Awaiting / Pending Results	0	0	0	0	0	0	1	3					0	3
Random Residual (PIMS URAR030)	0	0	0	0	0	0	0	0					0	0
Effective Sample - Random General	103	86	92	114	91	113	90	88					97	778
% Tested positive	0.00%	0.00%	0.00%	0.00%	1.10%	0.88%	2.22%	2.27%					0.81%	6.45%
% Prisoner guilty, positive equivalents	0.97%	1.16%	2.17%	0.00%	0.00%	1.77%	0.00%	1.14%					0.90%	
% Total prisoner fails	0.97%	1.16%	2.17%	0.00%	1.10%	2.65%	2.22%	3.41%					1.71%	
% No test without valid reason	0.00%	0.00%	0.00%	0.00%	0.00%	0.00%	0.00%	0.00%					0.00%	
Random General Benchmark 3.50%	3.50%	3.50%	3.50%	3.50%	3.50%	3.50%	3.50%	3.50%					YTD	
% Failures for SDO	0.97%	1.16%	2.17%	0.00%	1.10%	2.65%	2.22%	3.41%					1.67%	

Hopkins - Drugs Identified Through Urinalysis by Drug Type – Monthly & 2018-2019

Hopkins	Amphetamines	Cocaine	Opiates	Benzodiazepines	Cannabinoids	Ethanol**	Methadone	ADP*	APS*	Steroids**	Buprenorphine	NOA*	Total
Jul-18	0	0	0	0	0	0	0	0	0	0	3	0	3
Aug-18	0	0	0	0	0	0	1	0	0	0	5	0	6
Sep-18	1	0	0	0	0	0	0	0	0	0	0	0	1
Oct-18	0	0	0	0	0	0	0	0	0	0	4	0	4
Nov-18	0	0	0	0	0	0	0	0	0	0	3	0	3
Dec-18	0	0	0	0	0	0	0	0	0	0	3	0	3
Jan-19	0	0	0	0	0	0	0	0	0	0	5	0	5
Feb-19	0	0	0	0	0	0	0	0	0	0	2	0	2
Mar-19													0
Apr-19													0
May-19													0
Jun-19													0
Hopkins YTD	1	0	0	0	0	0	1	0	0	0	25	0	27
<i>All Prisons YTD</i>	<i>273</i>	<i>1</i>	<i>54</i>	<i>43</i>	<i>29</i>	<i>5</i>	<i>34</i>	<i>28</i>	<i>21</i>	<i>0</i>	<i>1129</i>	<i>2</i>	<i>1619</i>
<i>HCC % of Total</i>	<i>0.37%</i>	<i>0.00%</i>	<i>0.00%</i>	<i>0.00%</i>	<i>0.00%</i>	<i>0.00%</i>	<i>2.94%</i>	<i>0.00%</i>	<i>0.00%</i>	<i>0.00%</i>	<i>2.21%</i>	<i>0.00%</i>	<i>1.67%</i>

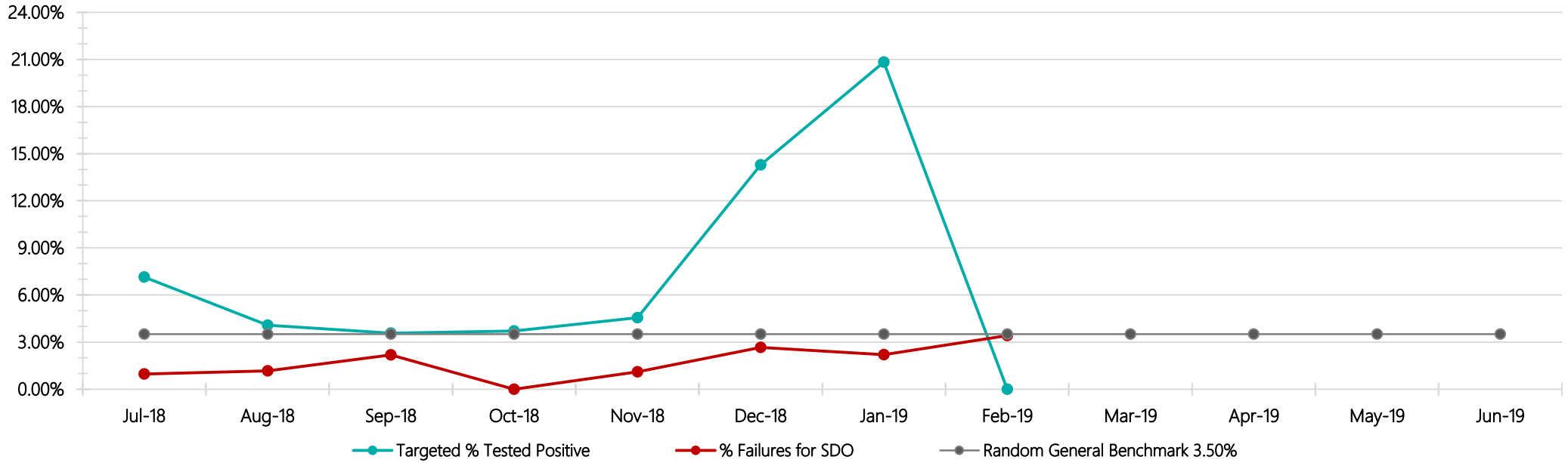
Hopkins Seizures of Contraband: Visitors & Prisoners – Monthly & 2018-2019

Visitors	GVM		Powder & Crystal		Synthetic (Suspected)		Prescription Medication		Buprenorphine		Alcohol & Home Brew		Syringes & Needles		Smoking Paraphernalia		Edged Weapons		Electronic Devices		Tools		Other	
	Finds	Gms	Finds	Gms	Finds	Gms	Finds	Qty	Finds	Qty	Finds	Ltrs	Finds	Qty	Finds	Qty	Finds	Qty	Finds	Qty	Finds	Qty	Finds	Qty
Hopkins																								
Jul-18	0	0.00	2	0.40	0	0.00	2	21.00	0	0.00	0	0.000	1	5	0	0	0	0	0	0	0	0	9	159
Aug-18	1	1.00	1	1.50	0	0.00	0	0.00	0	0.00	0	0.000	0	0	0	0	0	0	0	0	0	0	0	0
Sep-18	0	0.00	0	0.00	0	0.00	0	0.00	0	0.00	0	0.000	0	0	0	0	0	0	0	0	0	0	0	0
Oct-18	0	0.00	0	0.00	0	0.00	0	0.00	0	0.00	0	0.000	0	0	0	0	0	0	0	0	0	0	0	0
Nov-18	0	0.00	0	0.00	0	0.00	0	0.00	0	0.00	0	0.000	0	0	0	0	0	0	0	0	0	0	0	0
Dec-18	0	0.00	0	0.00	0	0.00	0	0.00	0	0.00	0	0.000	0	0	0	0	0	0	0	0	0	0	0	0
Jan-19	0	0.00	0	0.00	0	0.00	0	0.00	0	0.00	0	0.000	0	0	0	0	0	0	0	0	0	0	0	0
Feb-19	0	0.00	0	0.00	0	0.00	0	0.00	0	0.00	0	0.000	0	0	0	0	0	0	0	0	0	0	0	0
Mar-19																								
Apr-19																								
May-19																								
Jun-19																								
Total	1	1.00	3	1.90	0	0.00	2	21.00	0	0.00	0	0.000	1	5	0	0	0	0	0	0	0	0	9	159

Prisoners	GVM		Powder & Crystal		Synthetic (Suspected)		Prescription Medication		Buprenorphine		Alcohol & Home Brew		Syringes & Needles		Smoking Paraphernalia		Edged Weapons		Electronic Devices		Tools		Other	
	Finds	Gms	Finds	Gms	Finds	Gms	Finds	Qty	Finds	Qty	Finds	Ltrs	Finds	Qty	Finds	Qty	Finds	Qty	Finds	Qty	Finds	Qty	Finds	Qty
Hopkins																								
Jul-18	0	0.00	3	1.40	0	0.00	0	0.00	0	0.00	0	0.000	2	2	1	2	2	2	0	0	0	0	6	34
Aug-18	0	0.00	0	0.00	0	0.00	2	8.00	0	0.00	1	1.000	1	1	1	1	1	1	1	3	0	0	6	16
Sep-18	0	0.00	1	0.08	0	0.00	6	14.00	1	0.30	1	4.000	2	2	2	2	3	3	1	1	1	1	0	0
Oct-18	0	0.00	0	0.00	0	0.00	2	2.00	0	0.00	1	0.750	1	1	5	8	6	8	0	0	0	0	1	1
Nov-18	0	0.00	3	6.11	0	0.00	3	7.00	1	1.00	0	0.000	1	1	2	2	4	4	2	2	1	3	2	3
Dec-18	2	4.00	1	1.00	0	0.00	4	3.75	1	0.50	1	1.500	1	1	3	8	1	2	0	0	1	1	7	7
Jan-19	2	2.00	0	0.00	0	0.00	3	3.50	1	0.50	0	0.000	0	0	3	3	3	3	0	0	2	2	3	3
Feb-19	2	0.20	1	0.20	0	0.00	1	1.00	3	6.00	0	0.000	1	1	2	2	4	4	0	0	1	1	2	100
Mar-19																								
Apr-19																								
May-19																								
Jun-19																								
Total	6	6.20	9	8.79	0	0.00	21	39.25	7	8.30	4	7.250	9	9	19	28	24	27	4	6	6	8	27	164

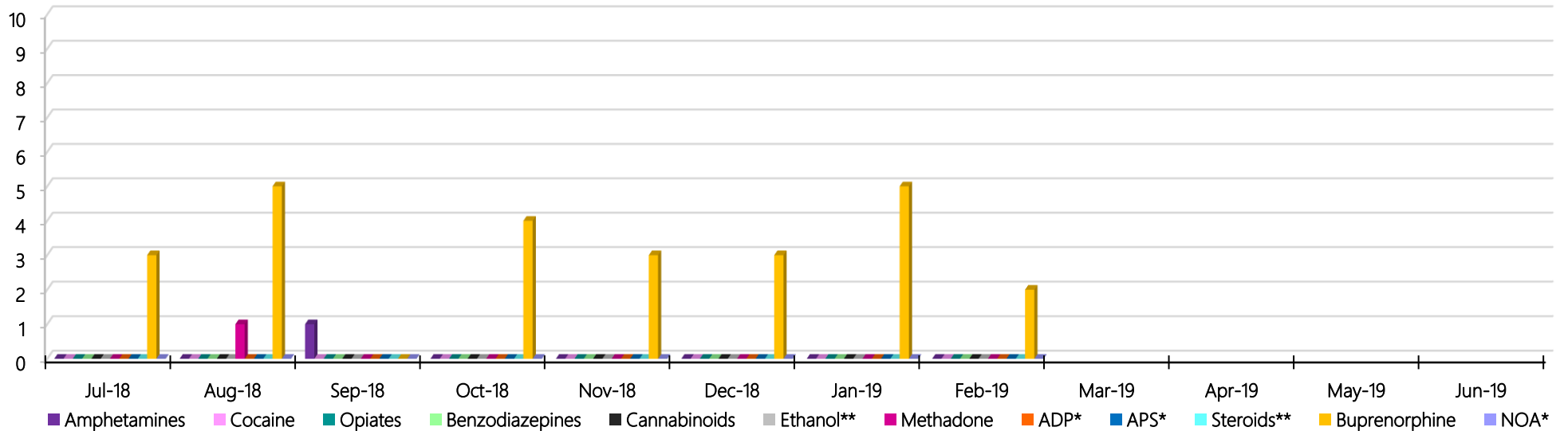
Hopkins Targeted and Random General Urinalysis Positives & Equivalents - 2018-2019

Hopkins Targeted and Random General Postives & Equivalents: 2018-2019 Percentage Rate



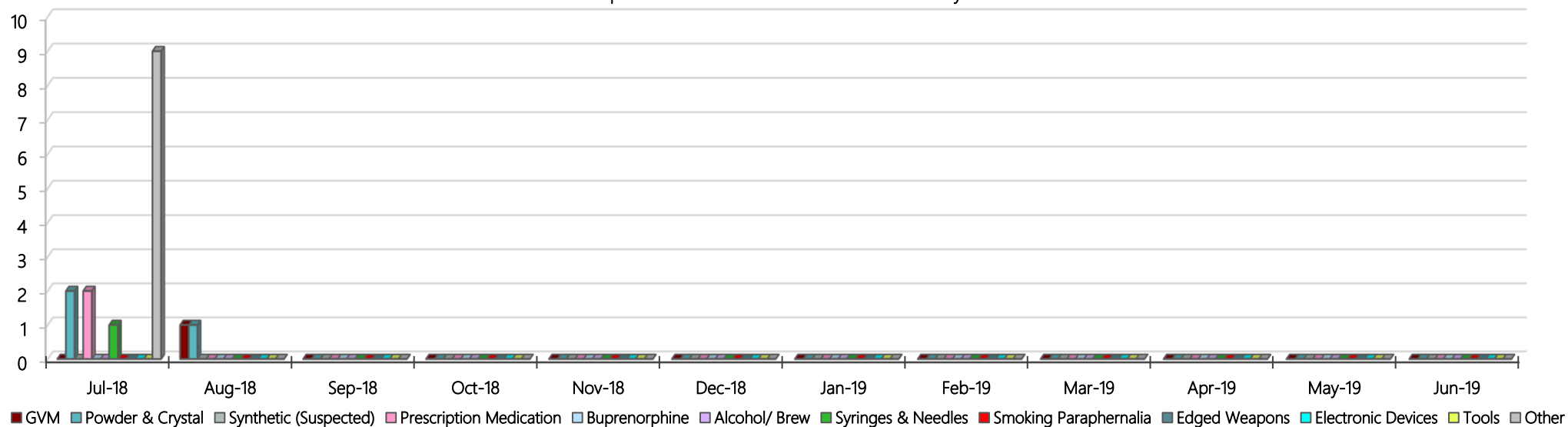
Hopkins Positive Urinalysis Results by Drug Type - 2018-2019

Hopkins Positive Urinalysis Results By Drug Type: 2018-2019



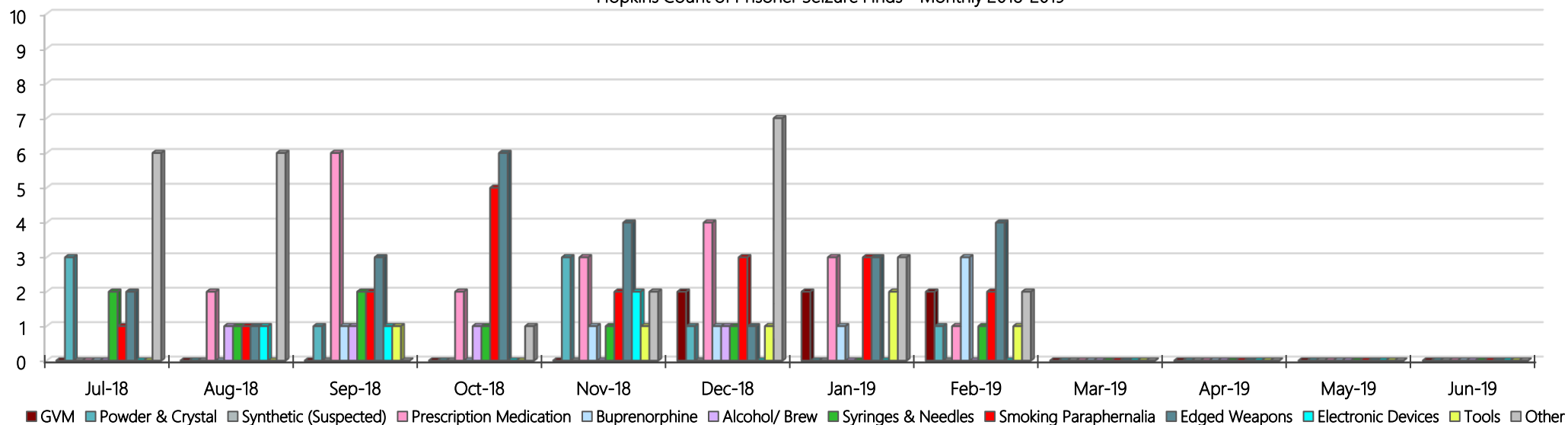
Hopkins Count of Visitor Seizure Finds – Monthly 2018-2019

Hopkins Count of Visitor Seizure Finds - Monthly 2018-2019



Hopkins Count of Prisoner Seizure Finds – Monthly 2018-2019

Hopkins Count of Prisoner Seizure Finds - Monthly 2018-2019



Karreenga (annex of Marngoneet)

Targeted and Random General Urinalysis Results: 2018-2019

Karreenga	Jul-18	Aug-18	Sep-18	Oct-18	Nov-18	Dec-18	Jan-19	Feb-19	Mar-19	Apr-19	May-19	Jun-19	Average	Total
Effective Sample - Targeted	12	20	26	24	67	55	43	27					34	274
Targeted Positives	0	0	1	3	3	10	4	3					3	24
Refusal	0	0	0	0	1	0	1	1					0	3
Unable	0	0	0	1	0	1	0	0					0	2
Interfered	0	0	0	0	0	0	0	0					0	0
Adulterated	0	0	0	0	0	0	0	0					0	0
Targeted % Tested Positive	0.00%	0.00%	3.85%	16.67%	5.97%	20.00%	11.63%	14.81%					10.58%	10.58%
Awaiting / Pending Results	1	0	1	0	0	0	0	0					0	2
Targeted Residual	0	0	0	0	0	0	0	0					0	0
Random tests collected	44	35	34	41	35	42	32	34					38	301
Tested Positive	0	1	0	1	1	3	1	1					1	8
Refusal (guilty)	0	0	0	0	0	0	0	0					0	0
Unable (not guilty)	0	0	0	0	0	0	0	0					0	0
Unable (guilty)	1	1	0	3	1	1	0	1					1	8
Interfered (guilty)	0	0	0	0	0	0	0	0					0	0
No test (valid reason)	0	0	2	1	0	2	0	0					1	5
No test (no valid reason)	0	0	0	0	0	0	0	0					0	0
Adulterated	0	0	0	0	0	0	0	0					0	0
Awaiting / Pending Results	0	0	0	0	0	0	4	1					0	1
Random Residual (PIMS URAR030)	0	0	0	0	0	2	0	0					0.33	2
Effective Sample - Random General	45	36	34	44	36	43	32	35					38.63	309
% Tested positive	0.00%	2.78%	0.00%	2.27%	2.78%	6.98%	3.13%	2.86%					2.55%	20.44%
% Prisoner guilty, positive equivalents	2.22%	2.78%	0.00%	6.82%	2.78%	2.33%	0.00%	2.86%					2.47%	
% Total prisoner fails	2.22%	5.56%	0.00%	9.09%	5.56%	9.30%	3.13%	5.71%					5.03%	
% No test without valid reason	0.00%	0.00%	0.00%	0.00%	0.00%	0.00%	0.00%	0.00%					0.00%	
Random General Benchmark 3.50%	3.50%	3.50%	3.50%	3.50%	3.50%	3.50%	3.50%	3.50%					YTD	
% Failures for SDO	2.22%	5.56%	0.00%	9.09%	5.56%	9.30%	3.13%	5.71%					5.18%	

Karreenga - Drugs Identified Through Urinalysis by Drug Type – Monthly & 2018-2019

Karreenga	Amphetamines	Cocaine	Opiates	Benzodiazepines	Cannabinoids	Ethanol**	Methadone	ADP*	APS*	Steroids**	Buprenorphine	NOA*	Total
Jul-18	0	0	0	0	0	0	0	0	0	0	0	0	0
Aug-18	0	0	0	1	0	0	0	0	0	0	1	0	2
Sep-18	0	0	1	0	0	0	0	0	0	0	2	0	3
Oct-18	0	0	0	0	0	0	1	0	0	0	3	0	4
Nov-18	0	0	0	0	0	1	0	0	0	0	3	0	4
Dec-18	0	0	0	0	0	2	0	0	0	0	14	0	16
Jan-19	0	0	0	0	0	0	0	0	0	0	10	0	10
Feb-19	0	0	0	0	0	0	0	0	0	0	6	0	6
Mar-19													0
Apr-19													0
May-19													0
Jun-19													0
Karreenga YTD	0	0	1	1	0	3	1	0	0	0	39	0	45
<i>All Prisons YTD</i>	<i>273</i>	<i>1</i>	<i>54</i>	<i>43</i>	<i>29</i>	<i>5</i>	<i>34</i>	<i>28</i>	<i>21</i>	<i>0</i>	<i>1129</i>	<i>2</i>	<i>1619</i>
<i>Karreenga % of Total</i>	<i>0.00%</i>	<i>0.00%</i>	<i>1.85%</i>	<i>2.33%</i>	<i>0.00%</i>	<i>60.00%</i>	<i>2.94%</i>	<i>0.00%</i>	<i>0.00%</i>	<i>0.00%</i>	<i>3.45%</i>	<i>0.00%</i>	<i>2.78%</i>

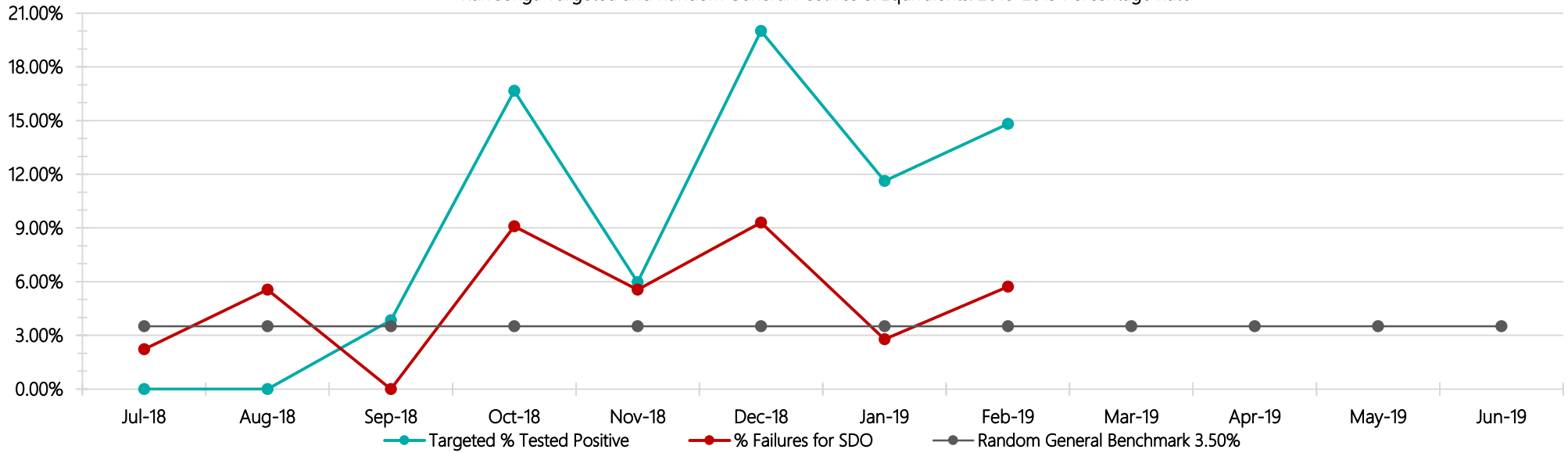
Karreenga Seizures of Contraband: Visitors & Prisoners – Monthly & 2018-2019

Visitors	GVM		Powder & Crystal		Synthetic (Suspected)		Prescription Medication		Buprenorphine		Alcohol & Home Brew		Syringes & Needles		Smoking Paraphernalia		Edged Weapons		Electronic Devices		Tools		Other	
	Finds	Gms	Finds	Gms	Finds	Gms	Finds	Qty	Finds	Qty	Finds	Ltrs	Finds	Qty	Finds	Qty	Finds	Qty	Finds	Qty	Finds	Qty	Finds	Qty
Karreenga																								
Jul-18	0	0.00	0	0.00	0	0.00	0	0.00	0	0.00	0	0.000	0	0	0	0	0	0	0	0	0	0	0	0
Aug-18	0	0.00	0	0.00	0	0.00	0	0.00	0	0.00	0	0.000	0	0	0	0	0	0	0	0	0	0	0	0
Sep-18	0	0.00	0	0.00	0	0.00	0	0.00	0	0.00	0	0.000	0	0	0	0	0	0	0	0	0	0	0	0
Oct-18	0	0.00	0	0.00	0	0.00	0	0.00	0	0.00	0	0.000	0	0	1	1	0	0	0	0	0	0	0	0
Nov-18	0	0.00	0	0.00	0	0.00	0	0.00	0	0.00	0	0.000	0	0	0	0	0	0	0	0	0	0	0	0
Dec-18	0	0.00	0	0.00	0	0.00	0	0.00	0	0.00	0	0.000	0	0	0	0	0	0	0	0	0	0	0	0
Jan-19	0	0.00	0	0.00	0	0.00	0	0.00	0	0.00	0	0.000	0	0	0	0	0	0	0	0	0	0	0	0
Feb-19	0	0.00	0	0.00	0	0.00	0	0.00	0	0.00	0	0.000	0	0	0	0	0	0	0	0	0	0	0	0
Mar-19																								
Apr-19																								
May-19																								
Jun-19																								
Total	0	0.00	0	0.00	0	0.00	0	0.00	0	0.00	0	0.000	0	0	1	1	0	0	0	0	0	0	0	0

Prisoners	GVM		Powder & Crystal		Synthetic (Suspected)		Prescription Medication		Buprenorphine		Alcohol & Home Brew		Syringes & Needles		Smoking Paraphernalia		Edged Weapons		Electronic Devices		Tools		Other	
	Finds	Gms	Finds	Gms	Finds	Gms	Finds	Qty	Finds	Qty	Finds	Ltrs	Finds	Qty	Finds	Qty	Finds	Qty	Finds	Qty	Finds	Qty	Finds	Qty
Karreenga																								
Jul-18	0	0.00	0	0.00	0	0.00	6	175.50	0	0.00	0	0.000	0	0	1	1	1	1	1	10	0	0	1	10
Aug-18	0	0.00	0	0.00	0	0.00	1	1.00	0	0.00	0	0.000	0	0	2	4	1	1	1	1	0	0	3	3
Sep-18	0	0.00	0	0.00	0	0.00	1	2.00	2	6.90	0	0.000	0	0	2	3	2	2	0	0	0	0	3	7
Oct-18	0	0.00	0	0.00	0	0.00	4	25.00	2	0.40	0	0.000	0	0	1	1	1	1	0	0	0	0	0	0
Nov-18	0	0.00	0	0.00	0	0.00	5	8.00	1	0.10	0	0.000	0	0	3	11	1	1	0	0	3	3	4	4
Dec-18	0	0.00	0	0.00	0	0.00	2	5.50	0	0.00	1	2.000	0	0	1	2	0	0	0	0	0	0	3	3
Jan-19	0	0.00	0	0.00	0	0.00	0	0.00	0	0.00	1	11.250	3	3	2	5	1	1	0	0	0	0	4	9
Feb-19	0	0.00	0	0.00	0	0.00	0	0.00	1	0.10	0	0.000	1	1	0	0	2	2	0	0	0	0	1	1
Mar-19																								
Apr-19																								
May-19																								
Jun-19																								
Total	0	0.00	0	0.00	0	0.00	19	217.00	6	7.50	2	13.250	4	4	12	27	9	9	2	11	3	3	19	37

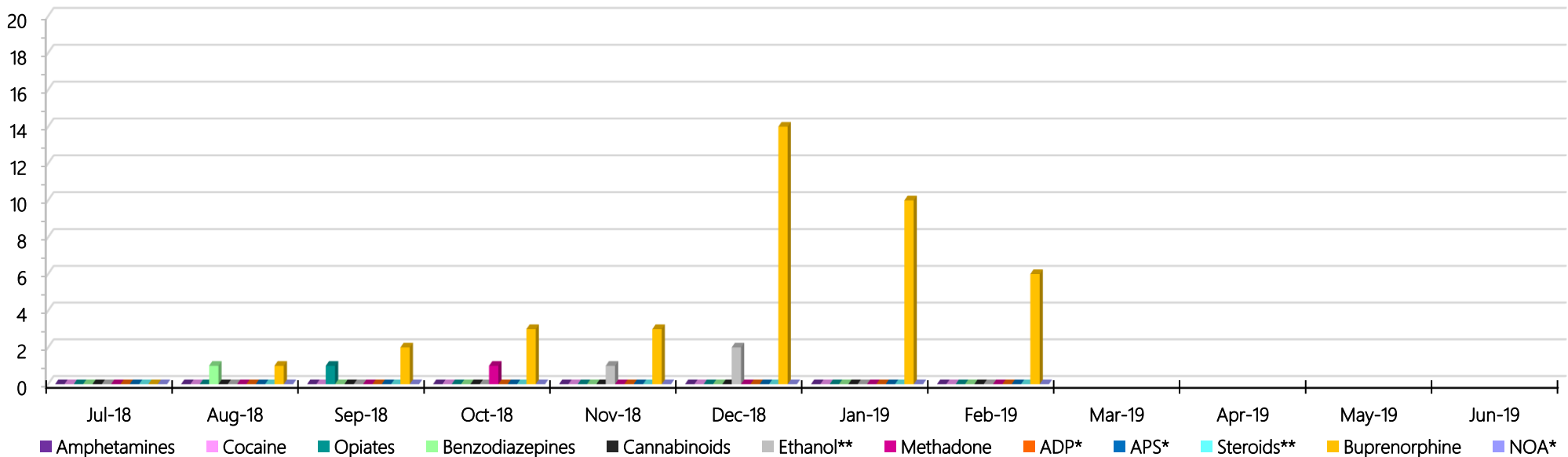
Karreenga Targeted and Random General Urinalysis Positives & Equivalents - 2018-2019

Karreenga Targeted and Random General Postives & Equivalents: 2018-2019 Percentage Rate



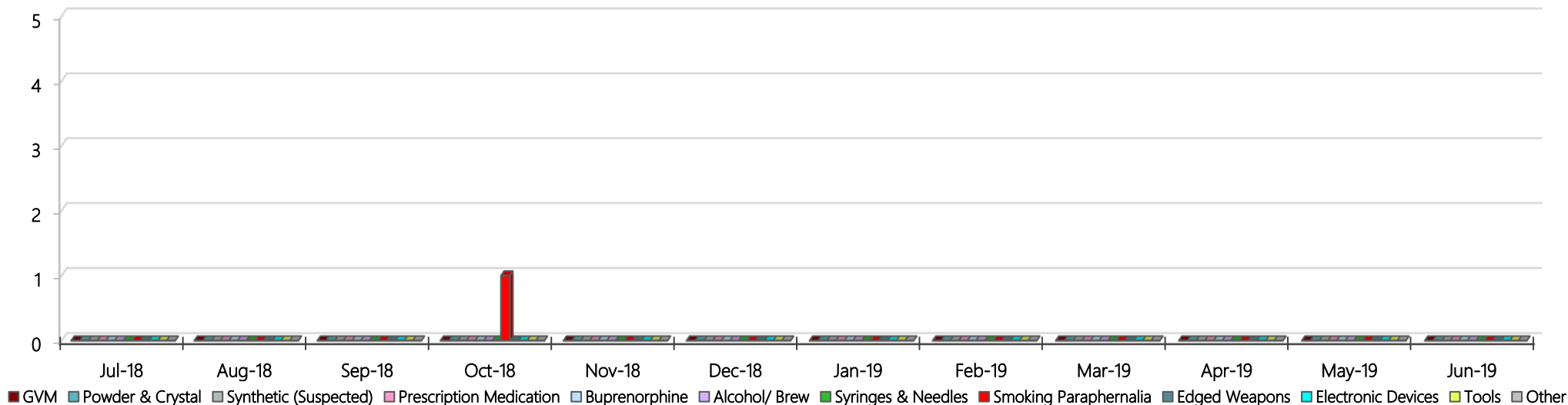
Karreenga Positive Urinalysis Results by Drug Type - 2018-2019

Karreenga Positive Urinalysis Results By Drug Type: 2018-2019



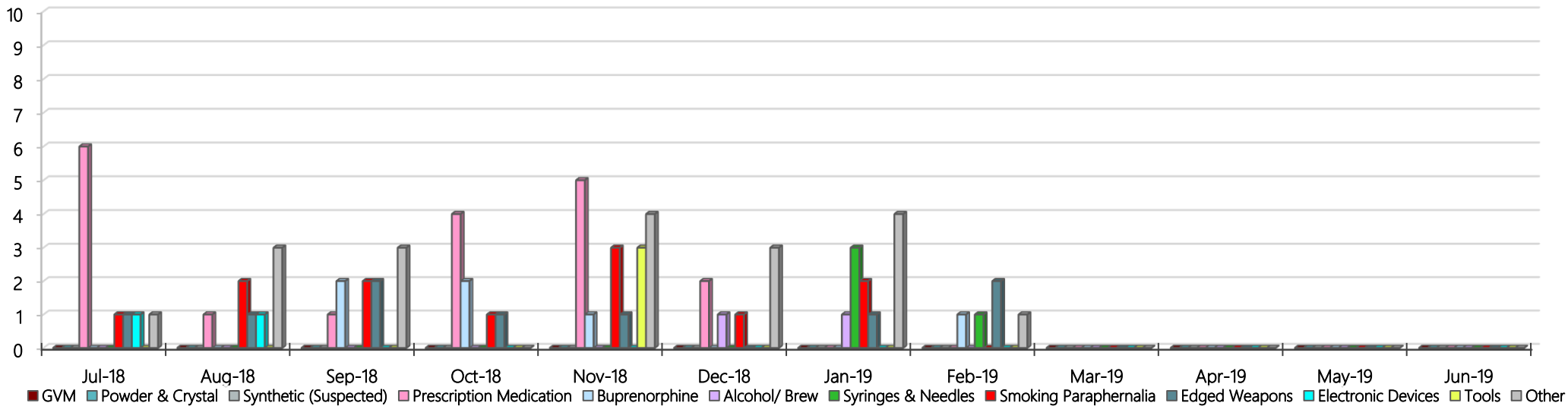
Karreenga Count of Visitor Seizures Finds – Monthly 2018-2019

Karreenga Count of Visitor Seizure Finds - Monthly 2018-2019



Karreenga Count of Prisoner Seizure Finds – Monthly 2018-2019

Karreenga Count of Prisoner Seizure Finds - Monthly 2018-2019



Marngoneet Correctional Centre

Targeted and Random General Urinalysis Results: 2018-2019

Marngoneet	Jul-18	Aug-18	Sep-18	Oct-18	Nov-18	Dec-18	Jan-19	Feb-19	Mar-19	Apr-19	May-19	Jun-19	Average	Totals
Effective Sample - Targeted	74	72	65	91	52	76	68	47					68	545
Targeted Positives	6	5	12	10	8	13	15	9					10	78
Refusal	0	0	1	1	0	0	0	0					0	2
Unable	3	2	0	5	1	3	2	2					2	18
Interfered	0	0	0	0	0	0	0	0					0	0
Adulterated	0	0	0	0	0	0	0	0					0	0
Targeted % Tested Positive	12.16%	9.72%	20.00%	17.58%	17.31%	21.05%	25.00%	23.40%					17.98%	17.98%
Awaiting / Pending Results	1	6	1	0	0	0	0	0					1	8
Targeted Residual	1	0	1	3	0	0	0	0					1	5
Random tests collected	79	64	64	69	60	74	60	61					66	531
Tested Positive	6	3	2	6	3	4	5	7					5	36
Refusal (guilty)	1	0	0	0	0	0	0	0					0	1
Unable (not guilty)	0	1	0	0	0	0	0	0					0	1
Unable (guilty)	1	1	1	4	1	5	1	1					2	15
Interfered (guilty)	0	0	0	0	0	0	0	0					0	0
No test (valid reason)	3	0	0	7	2	0	3	2					2	17
No test (no valid reason)	0	0	0	0	0	0	0	0					0	0
Adulterated	0	0	0	0	0	0	0	0					0	0
Awaiting / Pending Results	0	0	0	0	0	0	0	0					0	0
Random Residual (PIMS URAR030)	0	0	0	0	0	0	0	1					0	1
Effective Sample - Random General	81	65	65	73	61	79	61	62					68	547
% Tested positive	7.41%	4.62%	3.08%	8.22%	4.92%	5.06%	8.20%	11.29%					6.60%	52.79%
% Prisoner guilty, positive equivalents	2.47%	1.54%	1.54%	5.48%	1.64%	6.33%	1.64%	1.61%					2.78%	
% Total prisoner fails	9.88%	6.15%	4.62%	13.70%	6.56%	11.39%	9.84%	12.90%					9.38%	
% No test without valid reason	0.00%	0.00%	0.00%	0.00%	0.00%	0.00%	0.00%	0.00%					0.00%	
Random General Benchmark 6.50%	6.50%	6.50%	6.50%	6.50%	6.50%	6.50%	6.50%	6.50%					YTD	
% Failures for SDO	9.88%	6.15%	4.62%	13.70%	6.56%	11.39%	9.84%	12.90%					9.51%	

Marngoneet - Drugs Identified Through Urinalysis by Drug Type – Monthly & 2018-2019

Marngoneet	Amphetamines	Cocaine	Opiates	Benzodiazepines	Cannabinoids	Ethanol**	Methadone	ADP*	APS*	Steroids**	Buprenorphine	NOA*	Total
Jul-18	1	0	0	0	0	0	0	0	0	0	12	0	13
Aug-18	1	0	0	0	1	0	0	0	0	0	11	0	13
Sep-18	0	0	0	0	0	0	0	0	0	0	22	0	22
Oct-18	0	0	0	0	0	0	0	0	0	0	19	0	19
Nov-18	0	0	0	0	2	2	0	0	0	0	11	0	15
Dec-18	1	0	0	1	0	0	0	0	0	0	26	0	28
Jan-19	0	0	0	1	0	0	0	0	0	0	25	0	26
Feb-19	3	0	0	0	1	0	0	0	0	0	20	0	24
Mar-19													0
Apr-19													0
May-19													0
Jun-19													0
Marngoneet YTD	6	0	0	2	4	2	0	0	0	0	146	0	160
<i>All Prisons YTD</i>	<i>273</i>	<i>1</i>	<i>54</i>	<i>43</i>	<i>29</i>	<i>5</i>	<i>34</i>	<i>28</i>	<i>21</i>	<i>0</i>	<i>1129</i>	<i>2</i>	<i>1619</i>
<i>Marngoneet % of Total</i>	<i>2.20%</i>	<i>0.00%</i>	<i>0.00%</i>	<i>4.65%</i>	<i>13.79%</i>	<i>40.00%</i>	<i>0.00%</i>	<i>0.00%</i>	<i>0.00%</i>	<i>0.00%</i>	<i>12.93%</i>	<i>0.00%</i>	<i>9.88%</i>

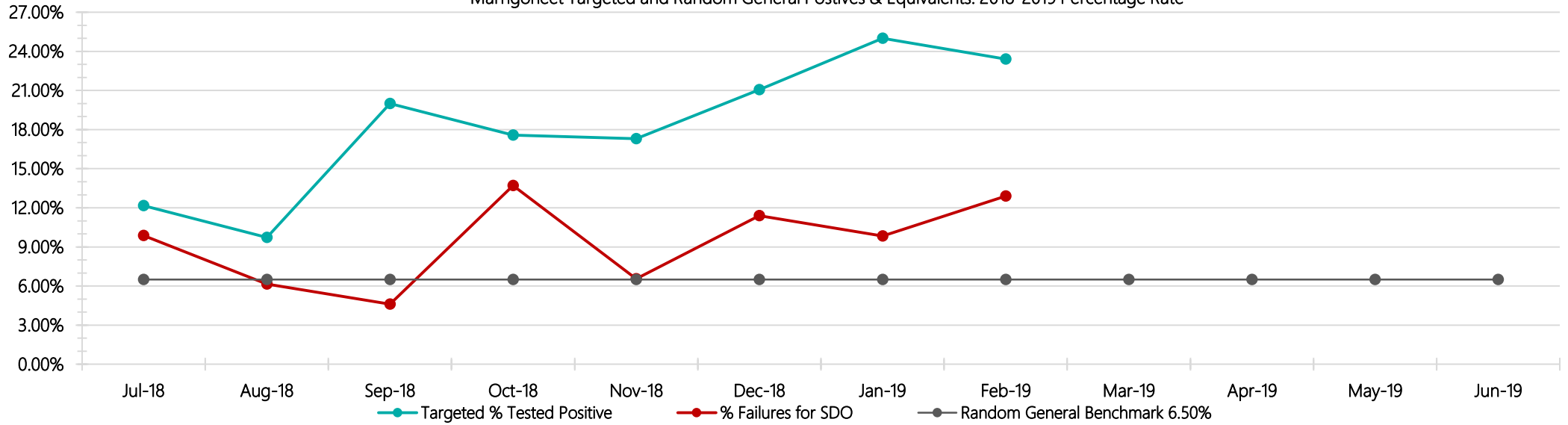
Marngoneet Seizures of Contraband: Visitors & Prisoners – Monthly & 2018-2019

Visitors	GVM		Powder & Crystal		Synthetic (Suspected)		Prescription Medication		Buprenorphine		Alcohol & Home Brew		Syringes & Needles		Smoking Paraphernalia		Edged Weapons		Electronic Devices		Tools		Other		
	MCC	Finds	Gms	Finds	Gms	Finds	Gms	Finds	Qty	Finds	Qty	Finds	Ltrs	Finds	Qty	Finds	Qty	Finds	Qty	Finds	Qty	Finds	Qty	Finds	Qty
Jul-18	0	0.00	0	0.00	0	0.00	0	0.00	0	0.00	0	0.000	1	1	0	0	0	0	0	0	0	0	0	0	0
Aug-18	0	0.00	0	0.00	0	0.00	0	0.00	0	0.00	0	0.000	0	0	0	0	0	0	0	0	0	0	0	0	0
Sep-18	0	0.00	0	0.00	0	0.00	0	0.00	0	0.00	0	0.000	0	0	0	0	0	0	1	2	0	0	0	0	0
Oct-18	1	10.00	0	0.00	0	0.00	1	5.00	0	0.00	0	0.000	0	0	1	2	0	0	0	0	0	0	1	1	1
Nov-18	0	0.00	0	0.00	0	0.00	0	0.00	0	0.00	0	0.000	0	0	1	2	0	0	0	0	0	0	0	0	0
Dec-18	0	0.00	0	0.00	0	0.00	0	0.00	1	70.00	0	0.000	0	0	0	0	0	0	0	0	0	0	0	0	0
Jan-19	0	0.00	0	0.00	0	0.00	0	0.00	0	0.00	0	0.000	0	0	0	0	0	0	0	0	0	0	0	0	0
Feb-19	0	0.00	0	0.00	0	0.00	0	0.00	0	0.00	0	0.000	0	0	0	0	0	0	0	0	0	0	0	0	0
Mar-19																									
Apr-19																									
May-19																									
Jun-19																									
Total	1	10.00	0	0.00	0	0.00	1	5.00	1	70.00	0	0.000	1	1	2	4	0	0	1	2	0	0	1	1	1

Prisoners	GVM		Powder & Crystal		Synthetic (Suspected)		Prescription Medication		Buprenorphine		Alcohol & Home Brew		Syringes & Needles		Smoking Paraphernalia		Edged Weapons		Electronic Devices		Tools		Other		
	MCC	Finds	Gms	Finds	Gms	Finds	Gms	Finds	Qty	Finds	Qty	Finds	Ltrs	Finds	Qty	Finds	Qty	Finds	Qty	Finds	Qty	Finds	Qty	Finds	Qty
Jul-18	0	0.00	2	0.31	0	0.00	17	30.75	6	9.50	5	16.300	2	2	2	16	5	7	3	3	0	0	2	3	3
Aug-18	1	0.59	0	0.00	1	2.00	10	26.00	8	4.15	3	24.500	0	0	3	10	5	5	1	4	1	1	6	8	8
Sep-18	1	5.00	0	0.00	0	0.00	5	5.50	6	6.20	0	0.000	0	0	1	1	3	3	0	0	0	0	7	7	7
Oct-18	0	0.00	1	0.49	0	0.00	4	10.00	13	22.70	3	8.000	0	0	1	3	3	3	0	0	0	0	6	6	6
Nov-18	0	0.00	1	0.20	0	0.00	3	2.50	3	194.00	0	0.000	2	2	4	7	2	5	1	1	0	0	7	7	7
Dec-18	0	0.00	0	0.00	0	0.00	3	3.50	7	62.70	2	7.000	0	0	5	5	1	1	0	0	0	0	4	4	4
Jan-19	0	0.00	0	0.00	0	0.00	2	1.00	8	6.50	1	2.000	0	0	2	3	4	4	0	0	1	1	4	4	4
Feb-19	0	0.00	1	2.50	0	0.00	3	11.00	6	16.20	1	12.000	1	1	1	1	0	0	0	0	2	2	6	18	18
Mar-19																									
Apr-19																									
May-19																									
Jun-19																									
Total	2	5.59	5	3.50	1	2.00	47	90.25	57	321.95	15	69.800	5	5	19	46	23	28	5	8	4	4	42	57	57

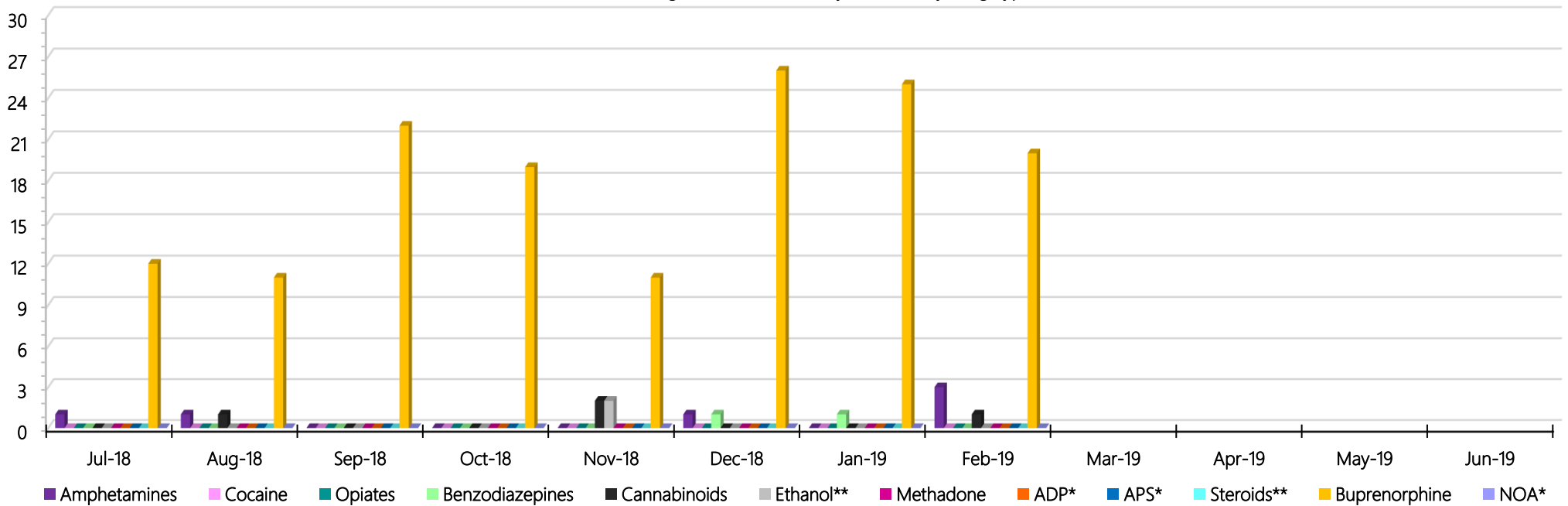
Marrongneet Targeted and Random General Urinalysis Positives & Equivalents - 2018-2019

Marrongneet Targeted and Random General Postives & Equivalents: 2018-2019 Percentage Rate



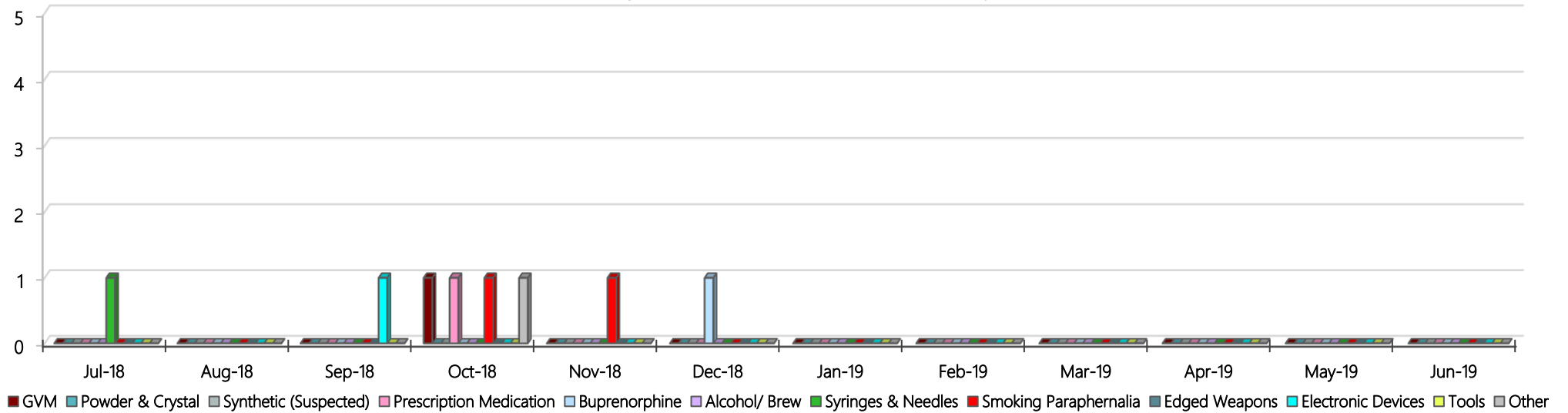
Marrongneet Positive Urinalysis Results by Drug Type - 2018-2019

Marrongneet Positive Urinalysis Results By Drug Type: 2018-2019



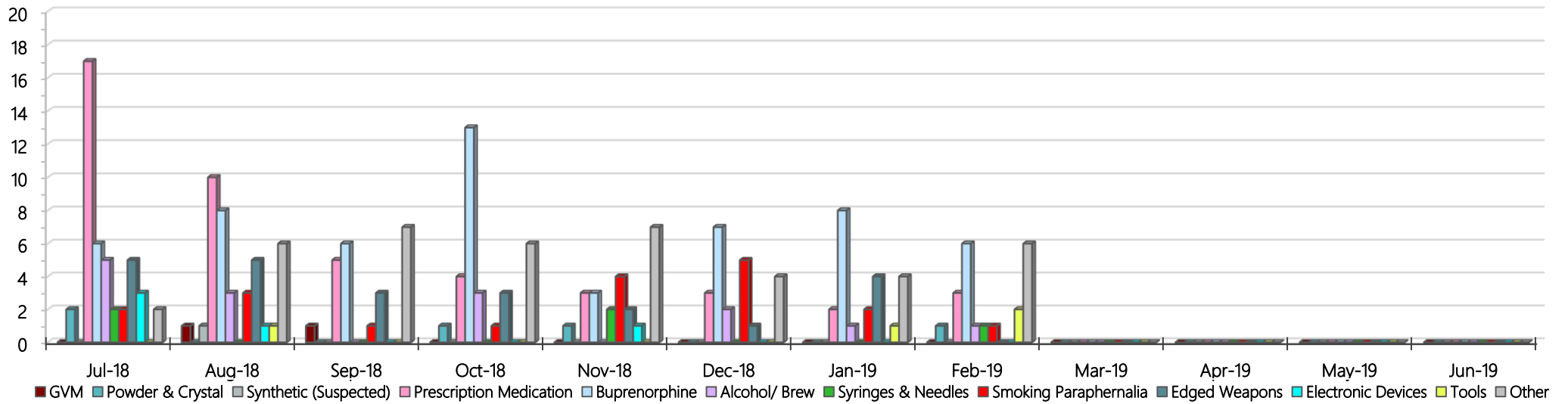
Marngoneet Count of Visitor Seizures Finds – Monthly 2018-2019

Marngoneet Count of Visitor Seizure Finds - Monthly 2018-2019



Marngoneet Count of Prisoner Seizure Finds – Monthly 2018-2019

Marngoneet Count of Prisoner Seizure Finds - Monthly 2018-2019



Loddon Prison

Targeted and Random General Urinalysis Results: 2018-2019

Loddon	Jul-18	Aug-18	Sep-18	Oct-18	Nov-18	Dec-18	Jan-19	Feb-19	Mar-19	Apr-19	May-19	Jun-19	Average	Totals
Effective Sample - Targeted	59	60	62	85	62	72	61	51					64	512
Targeted Positives	4	6	7	4	4	2	5	8					5	40
Refusal	0	1	0	0	0	0	0	1					0	2
Unable	0	0	1	2	1	0	1	0					1	5
Interfered	0	0	0	0	0	0	0	0					0	0
Adulterated	0	0	0	0	0	1	0	0					0	1
Targeted % Tested Positive	6.78%	11.67%	12.90%	7.06%	8.06%	4.17%	9.84%	17.65%					9.38%	9.38%
Awaiting / Pending Results	0	0	0	0	0	7	0	0					1	7
Targeted Residual	0	1	1	0	1	0	0	1					1	4
Random tests collected	61	50	47	64	53	64	49	50					55	438
Tested Positive	1	3	3	3	2	4	2	2					3	20
Refusal (guilty)	1	1	0	0	0	0	0	0					0	2
Unable (not guilty)	0	0	0	0	0	0	0	0					0	0
Unable (guilty)	0	0	2	1	0	1	0	0					1	4
Interfered (guilty)	0	0	0	0	0	0	0	0					0	0
No test (valid reason)	2	0	2	4	1	0	2	0					1	11
No test (no valid reason)	0	0	0	0	0	0	0	0					0	0
Adulterated	0	0	0	0	0	0	0	0					0	0
Awaiting / Pending Results	0	0	0	0	0	0	0	2					0	2
Random Residual (PIMS URAR030)	0	0	0	0	0	0	0	1					0.125	1
Effective Sample - Random General	62	51	49	65	53	65	49	50					56	444
% Tested positive	1.61%	5.88%	6.12%	4.62%	3.77%	6.15%	4.08%	4.00%					4.53%	36.24%
% Prisoner guilty, positive equivalents	1.61%	1.96%	4.08%	1.54%	0.00%	1.54%	0.00%	0.00%					1.34%	
% Total prisoner fails	3.23%	7.84%	10.20%	6.15%	3.77%	7.69%	4.08%	4.00%					5.87%	
% No test without valid reason	0.00%	0.00%	0.00%	0.00%	0.00%	0.00%	0.00%	0.00%					0.00%	
Random General Benchmark 5.00%	5.00%	5.00%	5.00%	5.00%	5.00%	5.00%	5.00%	5.00%					YTD	
% Failures for SDO	3.23%	7.84%	10.20%	6.15%	3.77%	7.69%	4.08%	4.00%					5.86%	

Loddon - Drugs Identified Through Urinalysis by Drug Type – Monthly & 2018-2019

Loddon	Amphetamines	Cocaine	Opiates	Benzodiazepines	Cannabinoids	Ethanol**	Methadone	ADP*	APS*	Steroids**	Buprenorphine	NOA*	Total
Jul-18	2	0	0	0	0	0	0	0	0	0	6	0	8
Aug-18	0	0	0	0	0	0	0	0	0	0	13	0	13
Sep-18	5	0	0	0	0	0	0	0	0	0	10	0	15
Oct-18	1	0	0	0	0	0	0	0	0	0	7	0	8
Nov-18	0	0	0	0	0	0	0	0	0	0	9	0	9
Dec-18	1	0	0	0	0	0	0	0	0	0	4	0	5
Jan-19	1	0	0	0	0	0	0	0	0	0	11	0	12
Feb-19	0	0	0	0	0	0	0	0	0	0	11	0	11
Mar-19													0
Apr-19													0
May-19													0
Jun-19													0
Loddon YTD	10	0	0	0	0	0	0	0	0	0	71	0	81
All Prisons YTD	273	1	54	43	29	5	34	28	21	0	1129	2	1619
Loddon % of Total	3.66%	0.00%	0.00%	0.00%	0.00%	0.00%	0.00%	0.00%	0.00%	0.00%	6.29%	0.00%	5.00%

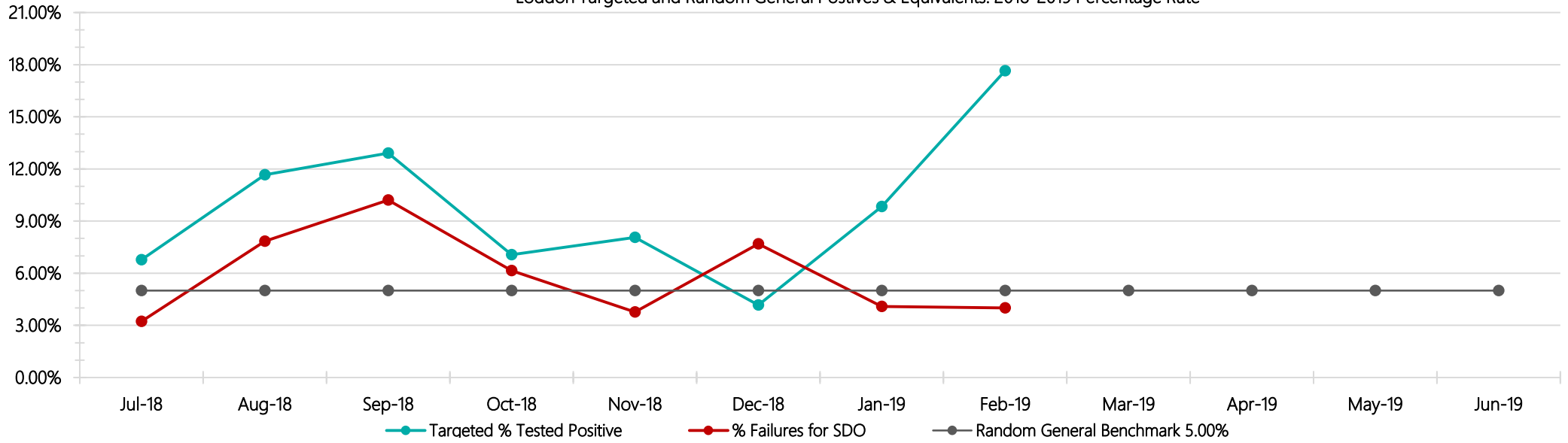
Loddon Seizures of Contraband: Visitors & Prisoners – Monthly & 2018-2019

Visitors	GVM		Powder & Crystal		Synthetic (Suspected)		Prescription Medication		Buprenorphine		Alcohol & Home Brew		Syringes & Needles		Smoking Paraphernalia		Edged Weapons		Electronic Devices		Tools		Other	
	Finds	Gms	Finds	Gms	Finds	Gms	Finds	Qty	Finds	Qty	Finds	Ltrs	Finds	Qty	Finds	Qty	Finds	Qty	Finds	Qty	Finds	Qty	Finds	Qty
Loddon																								
Jul-18	0	0.00	0	0.00	0	0.00	0	0.00	1	5.00	0	0.000	0	0	0	0	0	0	0	0	0	0	0	0
Aug-18	0	0.00	0	0.00	0	0.00	0	0.00	0	0.00	0	0.000	0	0	0	0	0	0	0	0	0	0	0	0
Sep-18	0	0.00	0	0.00	0	0.00	0	0.00	0	0.00	0	0.000	0	0	0	0	0	0	0	0	0	0	0	0
Oct-18	1	1.00	0	0.00	0	0.00	0	0.00	2	58.00	0	0.000	0	0	0	0	0	0	0	0	0	0	0	0
Nov-18	0	0.00	0	0.00	0	0.00	0	0.00	0	0.00	0	0.000	0	0	0	0	0	0	0	0	0	0	0	0
Dec-18	2	6.20	1	1.00	0	0.00	1	3.50	1	5.00	1	12.000	0	0	3	6	1	1	1	2	0	0	0	0
Jan-19	0	0.00	0	0.00	0	0.00	0	0.00	0	0.00	0	0.000	0	0	0	0	0	0	0	0	0	0	0	0
Feb-19	0	0.00	0	0.00	0	0.00	0	0.00	0	0.00	0	0.000	0	0	0	0	0	0	0	0	0	0	0	0
Mar-19																								
Apr-19																								
May-19																								
Jun-19																								
Total	3	7.20	1	1.00	0	0.00	1	3.50	4	68.00	1	12.000	0	0	3	6	1	1	1	2	0	0	0	0

Prisoners	GVM		Powder & Crystal		Synthetic (Suspected)		Prescription Medication		Buprenorphine		Alcohol & Home Brew		Syringes & Needles		Smoking Paraphernalia		Edged Weapons		Electronic Devices		Tools		Other	
	Finds	Gms	Finds	Gms	Finds	Gms	Finds	Qty	Finds	Qty	Finds	Ltrs	Finds	Qty	Finds	Qty	Finds	Qty	Finds	Qty	Finds	Qty	Finds	Qty
Loddon																								
Jul-18	0	0.00	0	0.00	0	0.00	0	0.00	1	0.20	1	4.500	0	0	3	5	4	4	1	1	0	0	2	3
Aug-18	0	0.00	2	0.20	0	0.00	2	53.50	1	0.10	0	0.000	1	1	4	9	2	2	0	0	4	5	10	22
Sep-18	0	0.00	0	0.00	0	0.00	0	0.00	4	1.70	1	7.500	1	1	1	1	0	0	2	4	7	7	0	0
Oct-18	0	0.00	0	0.00	0	0.00	4	7.50	1	0.10	1	1.250	2	2	3	3	2	2	2	3	0	0	0	0
Nov-18	0	0.00	0	0.00	0	0.00	0	0.00	4	48.70	0	0.000	0	0	1	1	0	0	0	0	0	0	1	1
Dec-18	1	2.20	0	0.00	0	0.00	1	0.50	1	0.10	1	2.000	0	0	1	1	0	0	0	0	0	0	0	0
Jan-19	0	0.00	0	0.00	0	0.00	0	0.00	7	7.60	3	20.000	0	0	3	6	1	1	0	0	3	3	0	0
Feb-19	0	0.00	1	0.50	0	0.00	1	0.50	8	12.80	2	5.500	0	0	0	0	3	3	2	2	0	0	1	1
Mar-19																								
Apr-19																								
May-19																								
Jun-19																								
Total	1	2.20	3	0.70	0	0.00	8	62.00	27	71.30	9	40.750	4	4	16	26	12	12	7	10	14	15	14	27

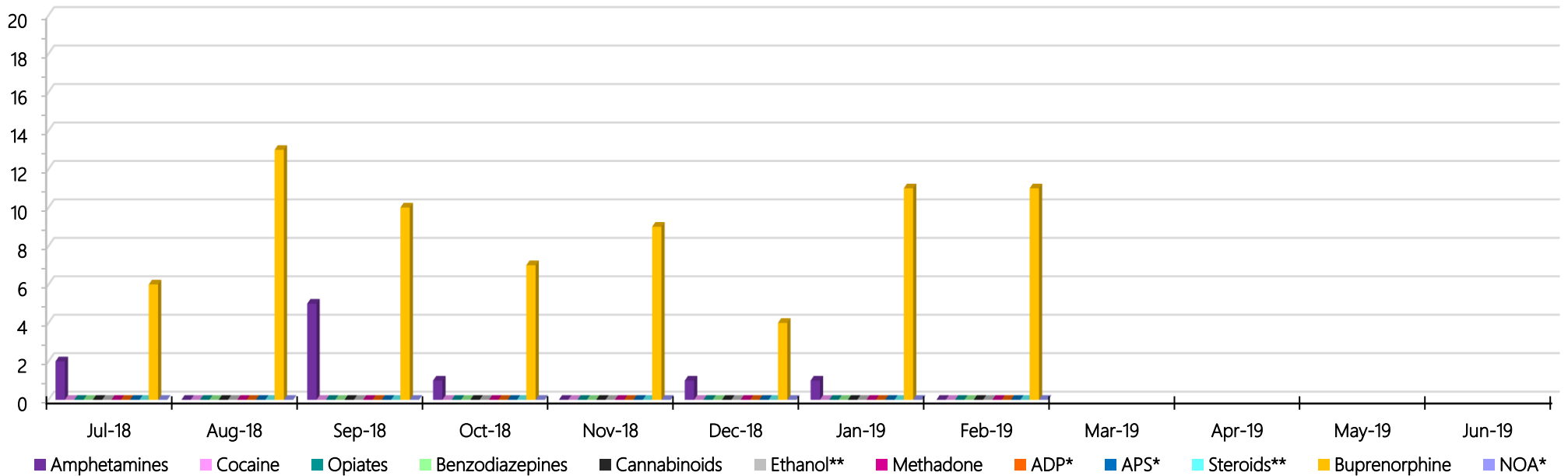
Loddon Targeted and Random General Urinalysis Positives & Equivalents - 2018-2019

Loddon Targeted and Random General Postives & Equivalents: 2018-2019 Percentage Rate



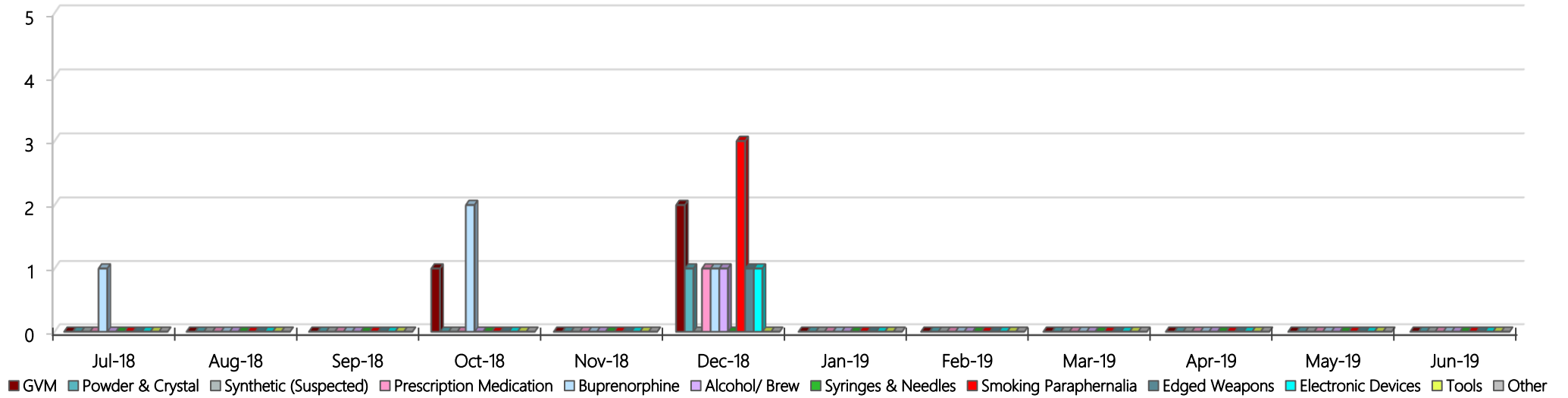
Loddon Positive Urinalysis Results by Drug Type - 2018-2019

Loddon Positive Urinalysis Results By Drug Type: 2018-2019



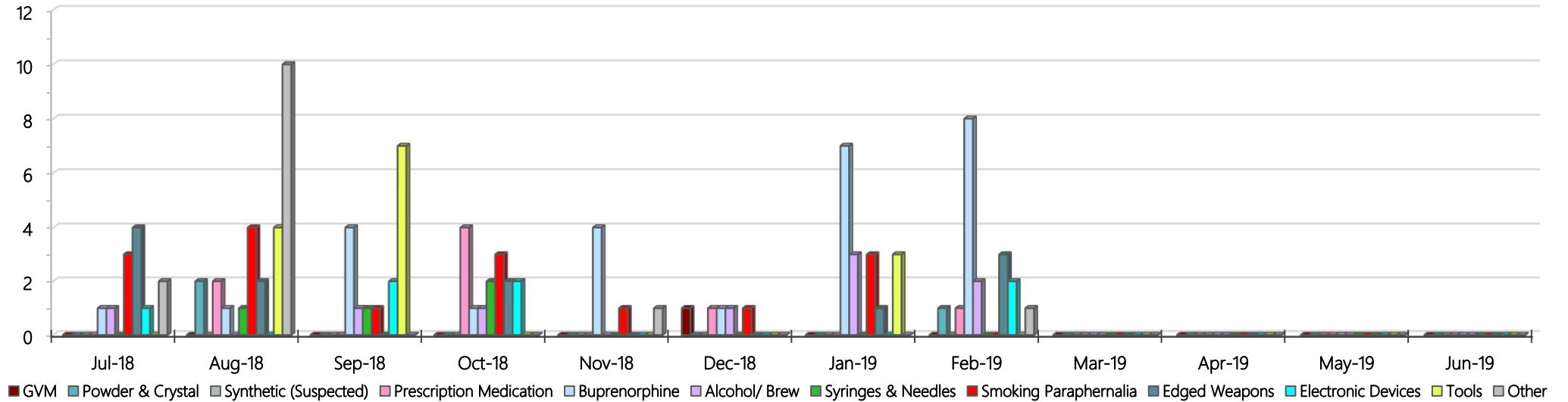
Loddon Count of Visitor Seizure Finds – Monthly 2018-2019

Loddon Count of Visitor Seizure Finds - Monthly 2018-2019



Loddon Count of Prisoner Seizure Finds – Monthly 2018-2019

Loddon Count of Prisoner Seizure Finds - Monthly 2018-2019



Middleton (annex of Loddon)
Targeted and Random General Urinalysis Results: 2018-2019

Middleton	Jul-18	Aug-18	Sep-18	Oct-18	Nov-18	Dec-18	Jan-19	Feb-19	Mar-19	Apr-19	May-19	Jun-19	Average	Totals
Effective Sample - Targeted	30	30	52	53	51	42	49	22					41	329
Targeted Positives	1	0	4	0	0	2	0	0					1	7
Refusal	0	0	2	1	0	0	0	0					0	3
Unable	0	0	2	0	0	0	0	0					0	2
Interfered	0	0	0	0	0	0	0	0					0	0
Adulterated	0	0	0	0	0	0	0	0					0	0
Targeted % Tested Positive	3.33%	0.00%	15.38%	1.89%	0.00%	4.76%	0.00%	0.00%					3.65%	3.65%
Awaiting / Pending Results	0	2	0	1	0	2	0	0					1	5
Targeted Residual	0	0	0	0	0	0	0	0					0	0
Random tests collected	37	27	28	36	32	40	30	31					33	261
Tested Positive	0	0	0	0	1	0	0	0					0	1
Refusal (guilty)	0	0	0	0	0	0	0	1					0	1
Unable (not guilty)	0	0	0	0	0	0	0	0					0	0
Unable (guilty)	0	0	0	0	0	0	0	0					0	0
Interfered (guilty)	0	0	0	0	0	0	0	0					0	0
No test (valid reason)	2	1	0	0	0	0	2	0					1	5
No test (no valid reason)	0	0	0	0	0	0	0	0					0	0
Adulterated	0	0	0	0	0	0	0	0					0	0
Awaiting / Pending Results	0	0	0	0	0	0	0	0					0	0
Random Residual (PIMS URAR030)	0	0	0	0	0	0	0	0					0	0
Effective Sample - Random General	37	27	28	36	32	40	30	32					33	262
% Tested positive	0.00%	0.00%	0.00%	0.00%	3.13%	0.00%	0.00%	0.00%					0.39%	3.13%
% Prisoner guilty, positive equivalents	0.00%	0.00%	0.00%	0.00%	0.00%	0.00%	0.00%	3.13%					0.39%	
% Total prisoner fails	0.00%	0.00%	0.00%	0.00%	3.13%	0.00%	0.00%	3.13%					0.78%	
% No test without valid reason	0.00%	0.00%	0.00%	0.00%	0.00%	0.00%	0.00%	0.00%					0.00%	
Random General Benchmark 4.00%	4.00%	4.00%	4.00%	4.00%	4.00%	4.00%	4.00%	4.00%					YTD	
% Failures for SDO	0.00%	0.00%	0.00%	0.00%	3.13%	0.00%	0.00%	3.13%					0.76%	

Middleton - Drugs Identified Through Urinalysis by Drug Type – Monthly & 2018-2019

Middleton	Amphetamines	Cocaine	Opiates	Benzodiazepines	Cannabinoids	Ethanol**	Methadone	ADP*	APS*	Steroids**	Buprenorphine	NOA*	Total
Jul-18	0	0	0	0	0	0	0	0	0	0	1	0	1
Aug-18	0	0	0	0	0	0	0	0	0	0	1	0	1
Sep-18	0	0	0	0	0	0	0	0	0	0	4	0	4
Oct-18	0	0	0	0	0	0	0	0	0	0	1	0	1
Nov-18	0	0	0	2	0	0	0	0	0	0	1	0	3
Dec-18	0	0	0	1	0	0	0	0	0	0	2	0	3
Jan-19	0	0	0	0	0	0	0	0	0	0	0	0	0
Feb-19	0	0	0	0	0	0	0	0	0	0	0	0	0
Mar-19													0
Apr-19													0
May-19													0
Jun-19													0
Middleton YTD	0	0	0	3	0	0	0	0	0	0	10	0	13
All Prisons YTD	273	1	54	43	29	5	34	28	21	0	1129	2	1619
Middleton % of Total	0.00%	0.00%	0.00%	6.98%	0.00%	0.00%	0.00%	0.00%	0.00%	0.00%	0.89%	0.00%	0.80%

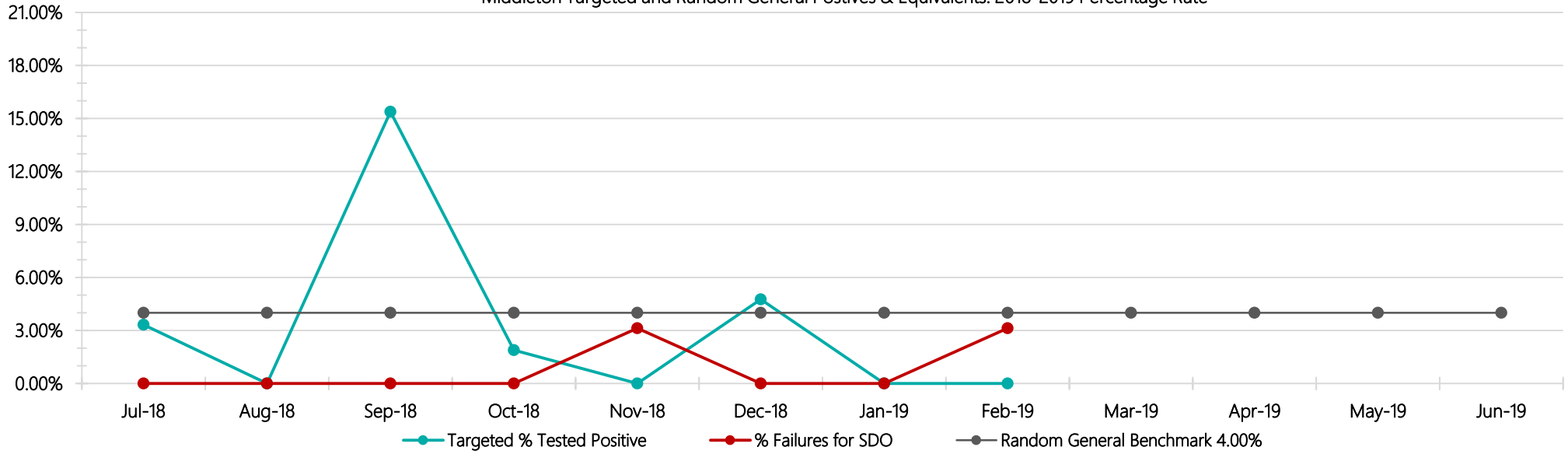
Middleton Seizures of Contraband: Visitors & Prisoners – Monthly & 2018-2019

Visitors	GVM		Powder & Crystal		Synthetic (Suspected)		Prescription Medication		Buprenorphine		Alcohol & Home Brew		Syringes & Needles		Smoking Paraphernalia		Edged Weapons		Electronic Devices		Tools		Other	
	Finds	Gms	Finds	Gms	Finds	Gms	Finds	Qty	Finds	Qty	Finds	Ltrs	Finds	Qty	Finds	Qty	Finds	Qty	Finds	Qty	Finds	Qty	Finds	Qty
Jul-18	0	0.00	0	0.00	0	0.00	0	0.00	0	0.00	0	0.000	0	0	0	0	0	0	0	0	0	0	0	0
Aug-18	0	0.00	0	0.00	0	0.00	0	0.00	0	0.00	0	0.000	0	0	0	0	0	0	0	0	0	0	0	0
Sep-18	0	0.00	0	0.00	0	0.00	0	0.00	0	0.00	0	0.000	0	0	0	0	0	0	0	1	1	0	0	0
Oct-18	0	0.00	0	0.00	0	0.00	0	0.00	0	0.00	0	0.000	0	0	0	0	0	0	0	0	0	0	0	0
Nov-18	0	0.00	0	0.00	0	0.00	0	0.00	0	0.00	0	0.000	0	0	0	0	0	0	0	0	0	0	0	0
Dec-18	1	1.00	1	2.50	0	0.00	0	0.00	0	0.00	0	0.000	0	0	1	2	1	2	0	0	0	0	0	0
Jan-19	0	0.00	0	0.00	0	0.00	0	0.00	0	0.00	0	0.000	0	0	0	0	0	0	0	0	0	0	0	0
Feb-19	0	0.00	0	0.00	0	0.00	0	0.00	0	0.00	0	0.000	0	0	0	0	0	0	0	0	0	0	0	0
Mar-19																								
Apr-19																								
May-19																								
Jun-19																								
Total	3	7.20	1	1.00	0	0.00	1	3.50	4	68.00	1	12.000	0	0	3	6	1	1	1	2	0	0	0	0

Prisoners	GVM		Powder & Crystal		Synthetic (Suspected)		Prescription Medication		Buprenorphine		Alcohol & Home Brew		Syringes & Needles		Smoking Paraphernalia		Edged Weapons		Electronic Devices		Tools		Other	
	Finds	Gms	Finds	Gms	Finds	Gms	Finds	Qty	Finds	Qty	Finds	Ltrs	Finds	Qty	Finds	Qty	Finds	Qty	Finds	Qty	Finds	Qty	Finds	Qty
Jul-18	1	68.90	3	216.20	0	0.00	1	77.00	0	0.00	1	1.000	1	1	5	599	2	4	2	2	2	3	2	2
Aug-18	0	0.00	0	0.00	0	0.00	1	1.00	1	5.00	0	0.000	0	0	0	0	0	0	0	0	0	0	2	3
Sep-18	0	0.00	0	0.00	0	0.00	0	0.00	0	0.00	0	0.000	0	0	1	4	0	0	0	0	1	2	0	0
Oct-18	0	0.00	0	0.00	0	0.00	0	0.00	0	0.00	0	0.000	1	1	1	1	0	0	0	0	0	0	1	1
Nov-18	0	0.00	0	0.00	0	0.00	0	0.00	0	0.00	0	0.000	0	0	0	0	1	1	1	1	0	0	0	0
Dec-18	0	0.00	0	0.00	0	0.00	1	1.00	0	0.00	0	0.000	0	0	1	1	1	1	2	2	2	2	0	0
Jan-19	0	0.00	1	4.10	0	0.00	0	0.00	2	48.00	0	0.000	0	0	2	4	0	0	0	0	2	2	0	0
Feb-19	0	0.00	0	0.00	0	0.00	2	7.00	0	0.00	0	0.000	0	0	3	3	0	0	6	8	1	1	0	0
Mar-19																								
Apr-19																								
May-19																								
Jun-19																								
Total	1	68.90	4	220.30	0	0.00	5	86.00	3	53.00	1	1.000	2	2	13	612	4	6	11	13	8	10	5	6

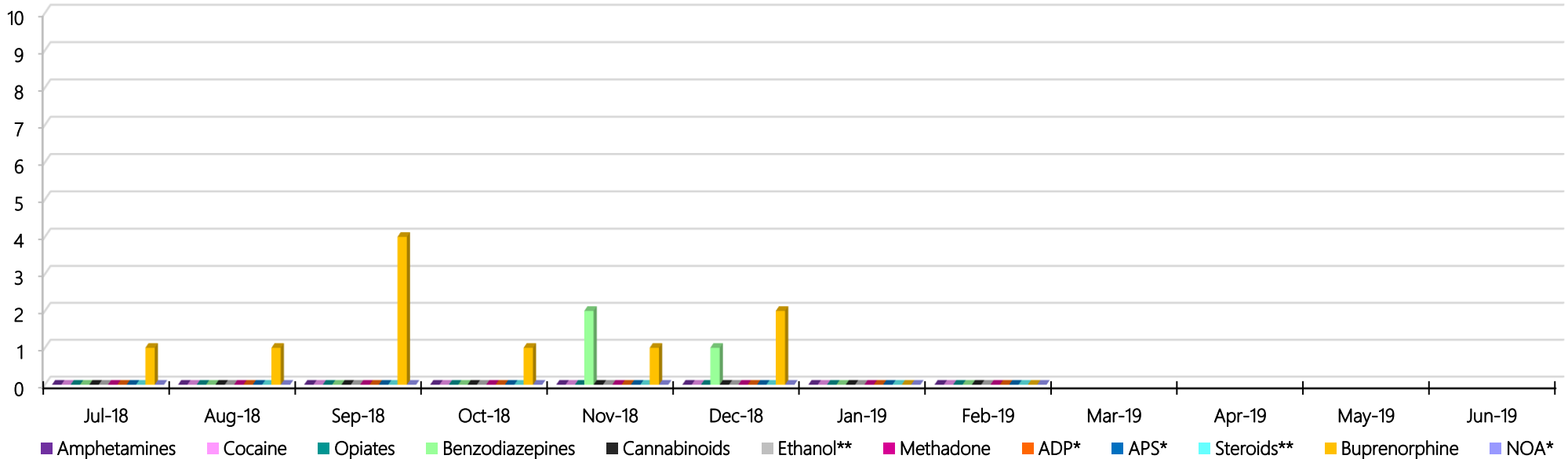
Middleton Targeted and Random General Urinalysis Positives & Equivalents - 2018-2019

Middleton Targeted and Random General Postives & Equivalents: 2018-2019 Percentage Rate



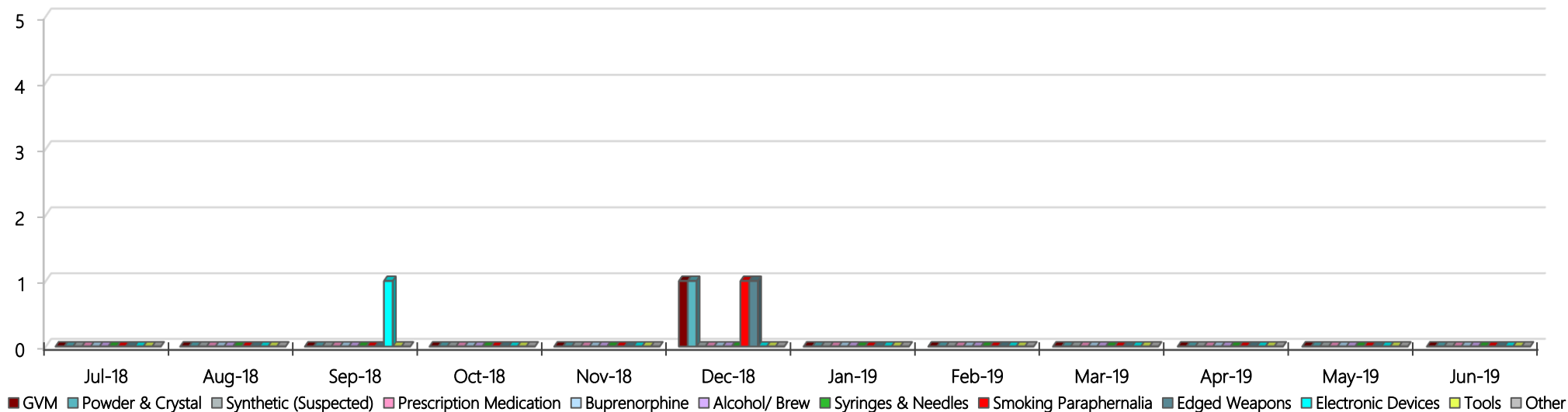
Middleton Positive Urinalysis Results by Drug Type - 2018-2019

Middleton Positive Urinalysis Results By Drug Type: 2018-2019



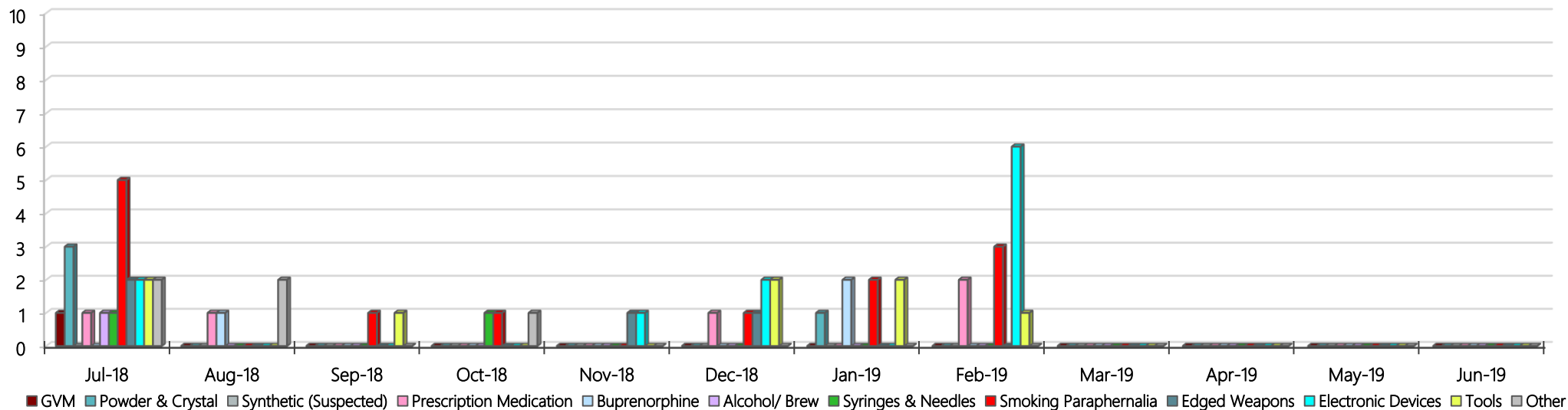
Middleton Count of Visitor Seizure Finds – Monthly 2018-2019

Middleton Count of Visitor Seizure Finds - Monthly 2018-2019



Middleton Count of Prisoner Seizure Finds – Monthly 2018-2019

Middleton Count of Prisoner Seizure Finds - Monthly 2018-2019



Ravenhall Correctional Centre

Targeted and Random General Urinalysis Results: 2018-2019

Ravenhall	Jul-18	Aug-18	Sep-18	Oct-18	Nov-18	Dec-18	Jan-19	Feb-19	Mar-19	Apr-19	May-19	Jun-19	Average	Totals
Effective Sample - Targeted	205	252	182	222	232	215	234	215					220	1757
Targeted Positives	14	17	10	4	8	11	17	21					13	102
Refusal	1	3	0	0	1	0	0	0					1	5
Unable	1	3	3	1	1	4	3	1					2	17
Interfered	0	0	0	0	0	0	0	0					0	0
Adulterated	2	0	0	0	1	1	0	0					1	4
Targeted % Tested Positive	8.78%	9.13%	7.14%	2.25%	4.74%	7.44%	8.55%	10.23%					7.29%	7.29%
Awaiting / Pending Results	0	0	0	0	0	0	0	0					0	0
Targeted Residual	1	2	2	0	2	0	0	1					1	8
Random tests collected	138	112	112	138	131	178	147	146					138	1102
Tested Positive	1	0	2	1	3	8	2	10					3	27
Refusal (guilty)	1	0	0	3	1	1	0	1					1	7
Unable (not guilty)	0	0	0	0	0	0	0	1					0	1
Unable (guilty)	2	1	2	1	3	1	3	1					2	14
Interfered (guilty)	0	0	0	0	0	0	0	0					0	0
No test (valid reason)	2	3	2	5	4	4	1	2					3	23
No test (no valid reason)	0	0	0	0	0	0	0	0					0	0
Adulterated	0	0	0	0	0	0	0	0					0	0
Awaiting / Pending Results	0	0	0	0	0	0	0	0					0	0
Random Residual (PIMS URAR030)	1	0	0	0	0	0	0	1					0	2
Effective Sample - Random General	141	113	114	142	135	180	150	148					140	1123
% Tested positive	0.71%	0.00%	1.75%	0.70%	2.22%	4.44%	1.33%	6.76%					2.24%	17.92%
% Prisoner guilty, positive equivalents	2.13%	0.88%	1.75%	2.82%	2.96%	1.11%	2.00%	1.35%					1.88%	
% Total prisoner fails	2.84%	0.88%	3.51%	3.52%	5.19%	5.56%	3.33%	8.11%					4.12%	
% No test without valid reason	0.00%	0.00%	0.00%	0.00%	0.00%	0.00%	0.00%	0.00%					0.00%	
% Failures for SDO	2.84%	0.88%	3.51%	3.52%	5.19%	5.56%	3.33%	8.11%					4.27%	

Ravenhall - Drugs Identified Through Urinalysis by Drug Type – Monthly & 2018-2019

Ravenhall	Amphetamines	Cocaine	Opiates	Benzodiazepines	Cannabinoids	Ethanol**	Methadone	ADP*	APS*	Steroids**	Buprenorphine	NOA*	Total
Jul-18	8	0	0	0	2	0	0	0	0	0	15	0	25
Aug-18	9	0	0	1	0	0	0	0	0	0	12	0	22
Sep-18	9	0	0	0	0	0	0	0	0	0	10	0	19
Oct-18	1	0	0	0	0	0	0	0	0	0	7	0	8
Nov-18	3	0	0	0	0	0	0	0	0	0	8	0	11
Dec-18	2	0	0	0	1	0	0	0	0	0	20	0	23
Jan-19	7	0	1	0	2	0	0	1	1	0	16	0	28
Feb-19	8	0	1	0	1	0	0	0	0	0	31	0	41
Mar-19													0
Apr-19													0
May-19													0
Jun-19													0
Ravenhall YTD	47	0	2	1	6	0	0	1	1	0	119	0	177
<i>All Prisons YTD</i>	<i>273</i>	<i>1</i>	<i>54</i>	<i>43</i>	<i>29</i>	<i>5</i>	<i>34</i>	<i>28</i>	<i>21</i>	<i>0</i>	<i>1129</i>	<i>2</i>	<i>1619</i>
<i>Ravenhall % of Total</i>	<i>17.22%</i>	<i>0.00%</i>	<i>3.70%</i>	<i>2.33%</i>	<i>20.69%</i>	<i>0.00%</i>	<i>0.00%</i>	<i>3.57%</i>	<i>4.76%</i>	<i>0.00%</i>	<i>10.54%</i>	<i>0.00%</i>	<i>10.93%</i>

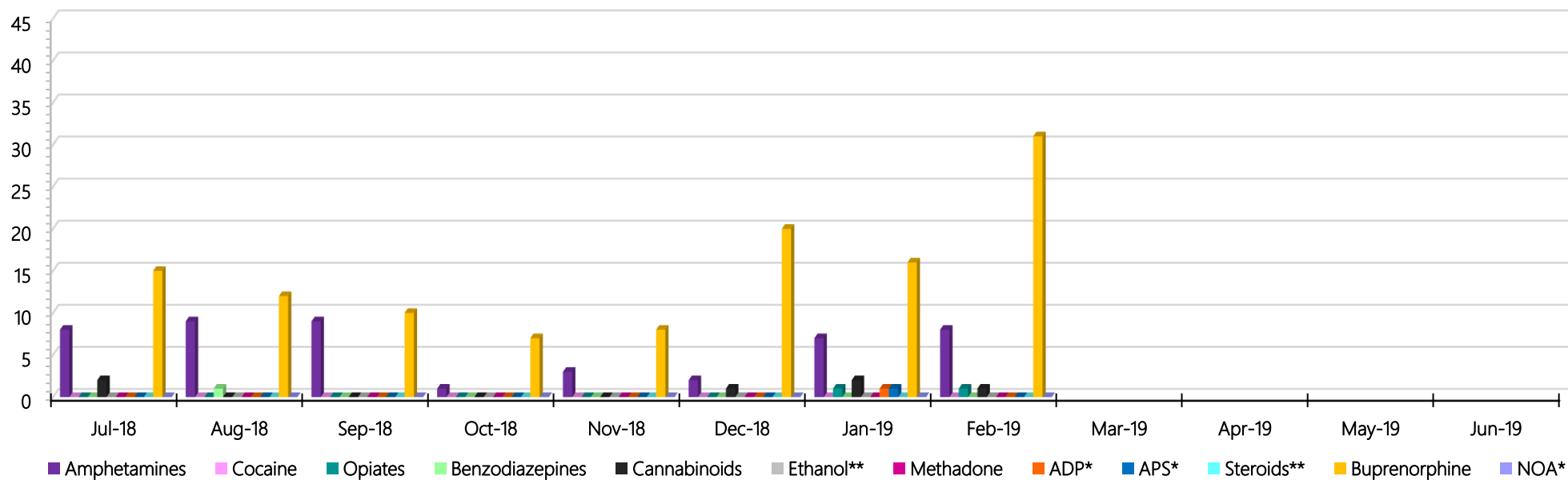
Ravenhall Seizures of Contraband: Visitors & Prisoners – Monthly & 2018-2019

Visitors	GVM		Powder & Crystal		Synthetic (Suspected)		Prescription Medication		Buprenorphine		Alcohol & Home Brew		Syringes & Needles		Smoking Paraphernalia		Edged Weapons		Electronic Devices		Tools		Other	
	Finds	Gms	Finds	Gms	Finds	Gms	Finds	Qty	Finds	Qty	Finds	Ltrs	Finds	Qty	Finds	Qty	Finds	Qty	Finds	Qty	Finds	Qty	Finds	Qty
Jul-18	0	0.00	0	0.00	0	0.00	0	0.00	0	0.00	0	0.000	0	0	2	3	0	0	0	0	0	0	0	0
Aug-18	0	0.00	0	0.00	0	0.00	0	0.00	0	0.00	0	0.000	0	0	0	0	0	0	0	0	0	0	0	0
Sep-18	0	0.00	0	0.00	0	0.00	1	11.00	0	0.00	0	0.000	0	0	1	1	0	0	0	0	0	0	0	0
Oct-18	1	1.00	0	0.00	0	0.00	0	0.00	0	0.00	0	0.000	1	1	0	0	0	0	0	0	0	0	0	0
Nov-18	0	0.00	0	0.00	0	0.00	0	0.00	0	0.00	0	0.000	0	0	0	0	0	0	0	0	0	0	0	0
Dec-18	0	0.00	1	26.40	0	0.00	0	0.00	0	0.00	0	0.000	1	2	2	3	0	0	1	1	0	0	1	1
Jan-19	0	0.00	0	0.00	0	0.00	0	0.00	0	0.00	0	0.000	0	0	3	32	1	1	0	0	0	0	1	1
Feb-19	3	2.50	0	0.00	0	0.00	0	0.00	1	5.00	0	0.000	0	0	1	1	2	2	0	0	0	0	2	2
Mar-19																								
Apr-19																								
May-19																								
Jun-19																								
Total	4	3.50	1	26.40	0	0.00	1	11.00	1	5.00	0	0.000	2	3	9	40	3	3	1	1	0	0	4	4

Prisoners	GVM		Powder & Crystal		Synthetic (Suspected)		Prescription Medication		Buprenorphine		Alcohol & Home Brew		Syringes & Needles		Smoking Paraphernalia		Edged Weapons		Electronic Devices		Tools		Other	
	Finds	Gms	Finds	Gms	Finds	Gms	Finds	Qty	Finds	Qty	Finds	Ltrs	Finds	Qty	Finds	Qty	Finds	Qty	Finds	Qty	Finds	Qty	Finds	Qty
Jul-18	0	0.00	0	0.00	0	0.00	10	98.00	7	13.90	4	7.950	5	5	6	8	6	11	0	0	7	16	0	0
Aug-18	0	0.00	0	0.00	0	0.00	7	35.00	5	3.65	4	2.120	11	12	12	23	8	17	0	0	5	11	2	2
Sep-18	0	0.00	0	0.00	0	0.00	15	50.00	9	2.15	1	0.400	2	2	16	18	12	15	1	1	2	3	0	0
Oct-18	0	0.00	0	0.00	0	0.00	11	242.50	10	27.05	3	9.300	8	8	6	19	13	27	1	1	4	7	2	2
Nov-18	0	0.00	1	0.05	0	0.00	15	212.50	4	7.20	2	2.000	0	0	4	5	9	11	1	1	4	9	0	0
Dec-18	0	0.00	0	0.00	0	0.00	12	77.00	8	2.25	5	9.000	1	1	8	8	9	16	1	1	3	7	2	2
Jan-19	0	0.00	0	0.00	0	0.00	22	78.50	9	11.70	6	27.000	2	2	8	8	6	9	0	0	3	4	0	0
Feb-19	0	0.00	1	0.25	0	0.00	12	50.50	6	9.00	7	8.750	0	0	6	6	3	3	0	0	1	2	0	0
Mar-19																								
Apr-19																								
May-19																								
Jun-19																								
Total	0	0.00	2	0.30	0	0.00	104	844.00	58	76.90	32	66.520	29	30	66	95	66	109	4	4	29	59	6	6

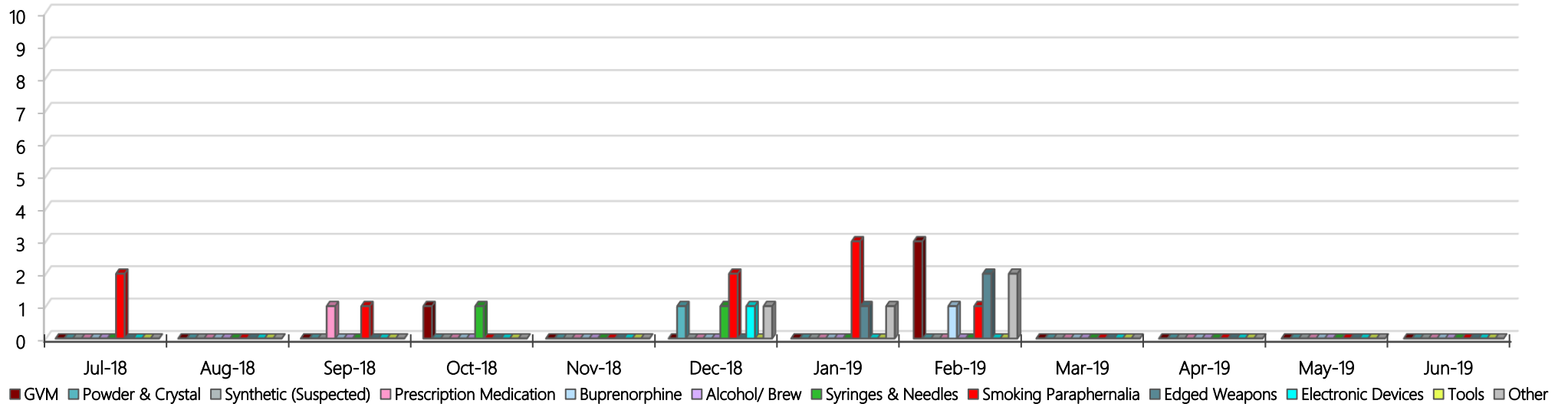
Ravenhall Positive Urinalysis Results by Drug Type - 2018-2019

Ravenhall Positive Urinalysis Results By Drug Type: 2018-2019



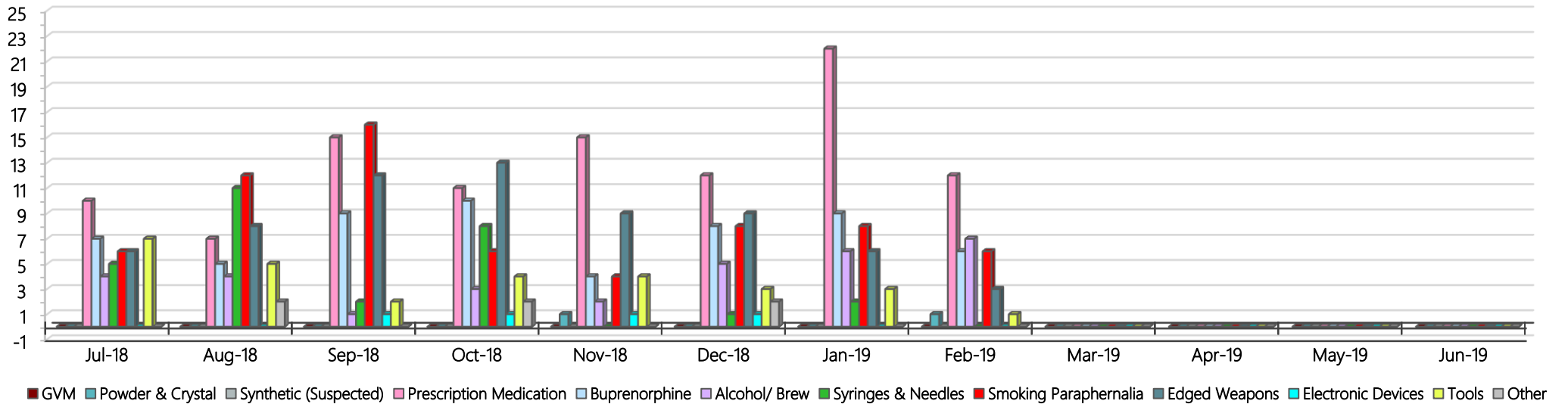
Ravenhall Count of Visitor Seizure Finds – Monthly 2018-2019

Ravenhall Count of Visitor Seizure Finds - Monthly 2018-2019



Ravenhall Count of Prisoner Seizure Finds – Monthly 2018-2019

Ravenhall Count of Prisoner Seizure Finds - Monthly 2018-2019



Beechworth Correctional Centre

Targeted and Random General Urinalysis Results: 2018-2019

Beechworth	Jul-18	Aug-18	Sep-18	Oct-18	Nov-18	Dec-18	Jan-19	Feb-19	Mar-19	Apr-19	May-19	Jun-19	Average	Totals
Effective Sample - Targeted	57	50	43	65	37	36	38	34					45	360
Targeted Positives	0	0	1	1	2	0	0	0					1	4
Refusal	0	0	0	0	0	0	0	0					0	0
Unable	0	0	0	0	0	0	0	0					0	0
Interfered	0	0	0	0	0	0	0	0					0	0
Adulterated	0	0	0	0	0	0	0	1					0	1
Targeted % Tested Positive	0.00%	0.00%	2.33%	1.54%	5.41%	0.00%	0.00%	2.94%					1.39%	1.39%
Awaiting / Pending Results	0	0	1	1	0	0	0	0					0	2
Targeted Residual	0	1	0	0	0	0	0	0					0	1
Random tests collected	26	24	24	30	24	28	20	20					25	196
Tested Positive	0	0	0	0	0	0	0	0					0	0
Refusal (guilty)	0	0	0	0	0	0	0	0					0	0
Unable (not guilty)	0	0	0	0	0	0	0	0					0	0
Unable (guilty)	0	0	0	0	0	0	0	0					0	0
Interfered (guilty)	0	0	0	0	0	0	0	0					0	0
No test (valid reason)	0	0	0	0	0	0	0	0					0	0
No test (no valid reason)	0	0	0	0	0	0	0	0					0	0
Adulterated	0	0	0	0	0	0	0	0					0	0
Awaiting / Pending Results	0	0	0	0	0	0	0	0					0	0
Random Residual (PIMS URAR030)	0	0	0	0	0	0	0	0					0	0
Effective Sample - Random General	26	24	24	30	24	28	20	20					25	196
% Tested positive	0.00%	0.00%	0.00%	0.00%	0.00%	0.00%	0.00%	0.00%					0.00%	0.00%
% Prisoner guilty, positive equivalent	0.00%	0.00%	0.00%	0.00%	0.00%	0.00%	0.00%	0.00%					0.00%	
% Total prisoner fails	0.00%	0.00%	0.00%	0.00%	0.00%	0.00%	0.00%	0.00%					0.00%	
% No test without valid reason	0.00%	0.00%	0.00%	0.00%	0.00%	0.00%	0.00%	0.00%					0.00%	
<i>Random General Benchmark 1.80%</i>	<i>1.80%</i>	<i>1.80%</i>	<i>1.80%</i>	<i>1.80%</i>	<i>1.80%</i>	<i>1.80%</i>	<i>1.80%</i>	<i>1.80%</i>					<i>YTD</i>	
% Failures for SDO	0.00%	0.00%	0.00%	0.00%	0.00%	0.00%	0.00%	0.00%					0.00%	

Beechworth - Drugs Identified Through Urinalysis by Drug Type – Monthly & 2018-2019

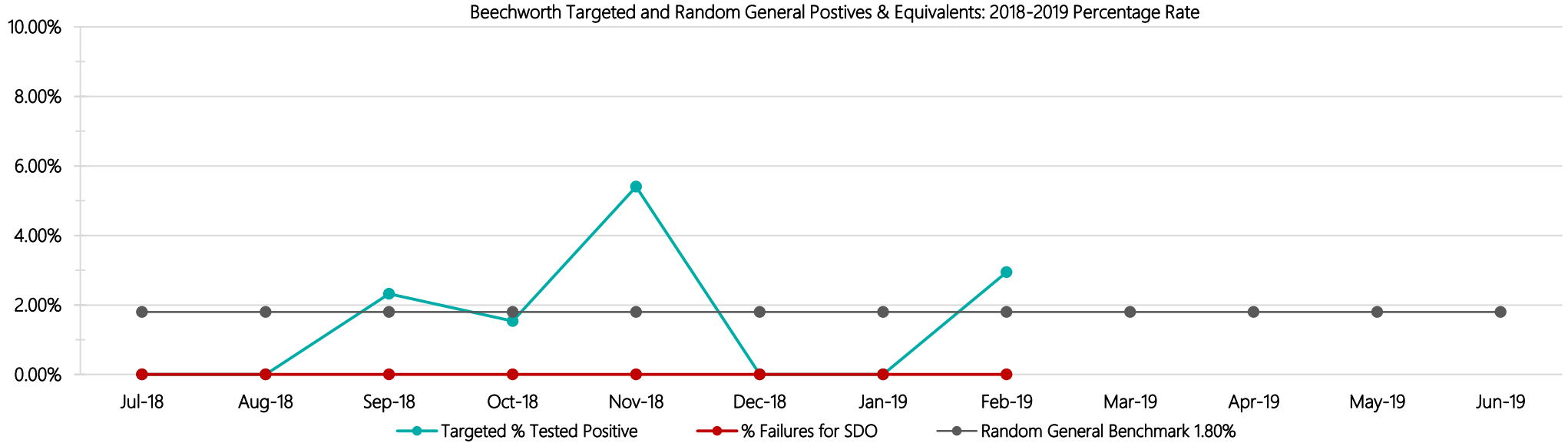
Beechworth	Amphetamines	Cocaine	Opiates	Benzodiazepines	Cannabinoids	Ethanol**	Methadone	ADP*	APS*	Steroids**	Buprenorphine	NOA*	Total
Jul-18	0	0	0	0	0	0	0	0	0	0	0	0	0
Aug-18	0	0	0	0	0	0	0	0	0	0	0	0	0
Sep-18	0	0	0	0	0	0	0	0	0	0	1	0	1
Oct-18	0	0	1	0	0	0	0	0	0	0	0	0	1
Nov-18	0	0	0	0	0	0	0	0	0	0	3	0	3
Dec-18	0	0	0	0	0	0	0	0	0	0	0	0	0
Jan-19	0	0	0	0	0	0	0	0	0	0	0	0	0
Feb-19	0	0	0	0	0	0	0	0	0	0	1	0	1
Mar-19													0
Apr-19													0
May-19													0
Jun-19													0
Beechworth YTD	0	0	1	0	0	0	0	0	0	0	5	0	6
<i>All Prisons YTD</i>	<i>273</i>	<i>1</i>	<i>54</i>	<i>43</i>	<i>29</i>	<i>5</i>	<i>34</i>	<i>28</i>	<i>21</i>	<i>0</i>	<i>1129</i>	<i>2</i>	<i>1619</i>
<i>Beechworth % of Total</i>	<i>0.00%</i>	<i>0.00%</i>	<i>1.85%</i>	<i>0.00%</i>	<i>0.00%</i>	<i>0.00%</i>	<i>0.00%</i>	<i>0.00%</i>	<i>0.00%</i>	<i>0.00%</i>	<i>0.44%</i>	<i>0.00%</i>	<i>0.37%</i>

Beechworth Seizures of Contraband: Visitors & Prisoners – Monthly & 2018-2019

Visitors	GVM		Powder & Crystal		Synthetic (Suspected)		Prescription Medication		Buprenorphine		Alcohol & Home Brew		Syringes & Needles		Smoking Paraphernalia		Edged Weapons		Electronic Devices		Tools		Other	
	Finds	Gms	Finds	Gms	Finds	Gms	Finds	Qty	Finds	Qty	Finds	Ltrs	Finds	Qty	Finds	Qty	Finds	Qty	Finds	Qty	Finds	Qty	Finds	Qty
BCC																								
Jul-18	0	0.00	0	0.00	0	0.00	0	0.00	0	0.00	0	0.000	0	0	0	0	0	0	0	0	0	0	0	0
Aug-18	0	0.00	0	0.00	0	0.00	0	0.00	0	0.00	0	0.000	0	0	0	0	0	0	0	0	0	0	0	0
Sep-18	0	0.00	0	0.00	0	0.00	0	0.00	0	0.00	0	0.000	0	0	0	0	0	0	0	0	0	0	0	0
Oct-18	0	0.00	0	0.00	0	0.00	0	0.00	0	0.00	0	0.000	0	0	0	0	0	0	0	0	0	0	0	0
Nov-18	0	0.00	0	0.00	0	0.00	0	0.00	0	0.00	0	0.000	0	0	0	0	0	0	0	0	0	0	0	0
Dec-18	0	0.00	0	0.00	0	0.00	0	0.00	0	0.00	0	0.000	0	0	0	0	0	0	0	0	0	0	0	0
Jan-19	0	0.00	0	0.00	0	0.00	0	0.00	0	0.00	0	0.000	0	0	0	0	0	0	0	0	0	0	0	0
Feb-19	0	0.00	0	0.00	0	0.00	0	0.00	0	0.00	0	0.000	0	0	0	0	0	0	0	0	0	0	0	0
Mar-19																								
Apr-19																								
May-19																								
Jun-19																								
Total	0	0.00	0	0.00	0	0.00	0	0.00	0	0.00	0	0.000	0	0	0	0	0	0	0	0	0	0	0	0

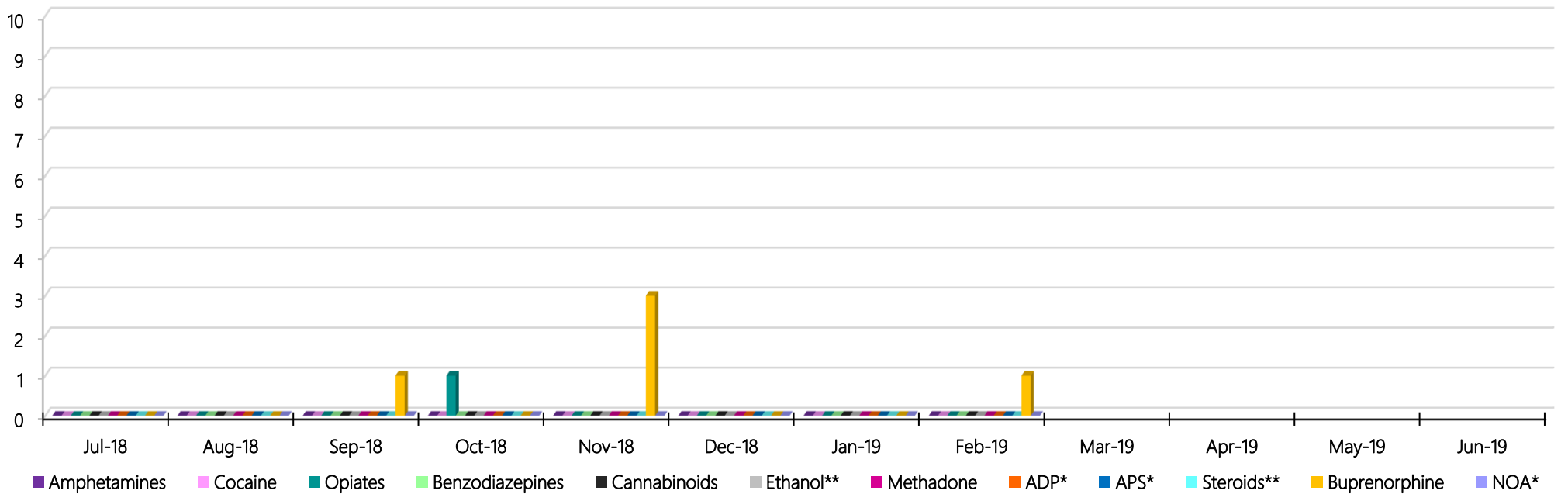
Prisoners	GVM		Powder & Crystal		Synthetic (Suspected)		Prescription Medication		Buprenorphine		Alcohol & Home Brew		Syringes & Needles		Smoking Paraphernalia		Edged Weapons		Electronic Devices		Tools		Other	
	Finds	Gms	Finds	Gms	Finds	Gms	Finds	Qty	Finds	Qty	Finds	Ltrs	Finds	Qty	Finds	Qty	Finds	Qty	Finds	Qty	Finds	Qty	Finds	Qty
BCC																								
Jul-18	0	0.00	0	0.00	0	0.00	0	0.00	0	0.00	1	0.700	0	0	0	0	1	2	3	6	0	0	0	0
Aug-18	0	0.00	0	0.00	0	0.00	1	1.00	0	0.00	0	0.000	0	0	0	0	0	0	0	0	0	0	0	0
Sep-18	0	0.00	0	0.00	0	0.00	1	2.00	0	0.00	0	0.000	0	0	2	3	0	0	2	2	0	0	0	0
Oct-18	0	0.00	0	0.00	0	0.00	1	2.00	0	0.00	0	0.000	0	0	6	25	0	0	1	1	2	2	1	1
Nov-18	0	0.00	1	3.18	0	0.00	0	0.00	1	19.00	0	0.000	0	0	4	51	0	0	0	0	2	6	0	0
Dec-18	0	0.00	0	0.00	0	0.00	0	0.00	0	0.00	0	0.000	0	0	3	7	0	0	0	0	1	1	0	0
Jan-19	0	0.00	0	0.00	0	0.00	1	1.00	0	0.00	0	0.000	0	0	1	2	0	0	0	0	1	1	0	0
Feb-19	0	0.00	0	0.00	0	0.00	0	0.00	0	0.00	0	0.000	0	0	0	0	0	0	0	0	0	0	0	0
Mar-19																								
Apr-19																								
May-19																								
Jun-19																								
Total	0	0.00	1	3.18	0	0.00	4	6.00	1	19	1	0.700	0	0	16	88	1	2	6	9	6	10	1	1

Beechworth Targeted and Random General Urinalysis Positives & Equivalents - 2018-2019



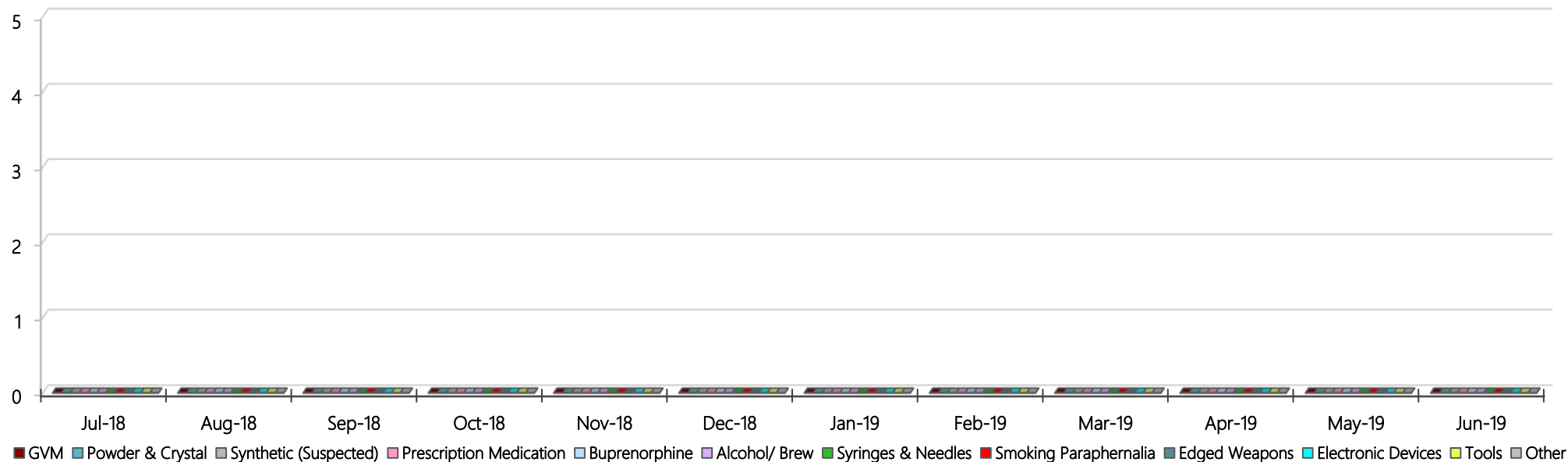
Beechworth Positive Urinalysis Results by Drug Type - 2018-2019

Beechworth Positive Urinalysis Results By Drug Type: 2018-2019



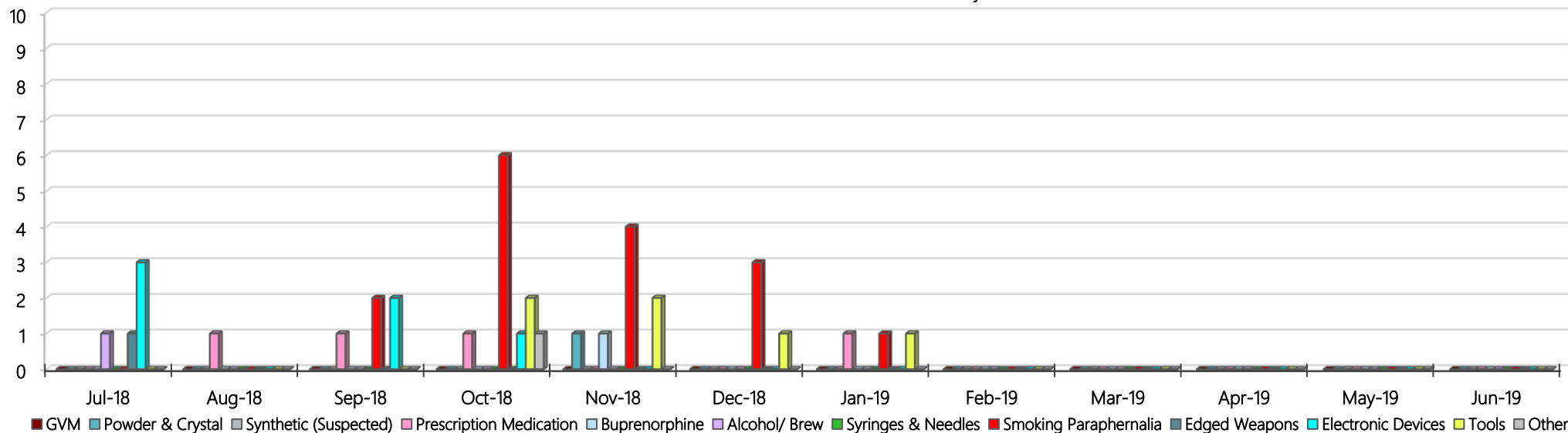
Beechworth Count of Visitor Seizure Finds – Monthly 2018-2019

Beechworth Count of Visitor Seizure Finds - Monthly 2018-2019



Beechworth Count of Prisoner Seizure Finds – Monthly 2018-2019

Beechworth Count of Prisoner Seizure Finds - Monthly 2018-2019



Dhurringile Prison

Targeted and Random General Urinalysis Results: 2018-2019

Dhurringile	Jul-18	Aug-18	Sep-18	Oct-18	Nov-18	Dec-18	Jan-19	Feb-19	Mar-19	Apr-19	May-19	Jun-19	Average	Totals
Effective Sample - Targeted	108	65	73	108	88	73	106	124					93	745
Targeted Positives	1	2	0	3	6	1	3	8					3	24
Refusal	0	0	0	0	0	0	0	0					0	0
Unable	0	0	0	0	1	0	0	0					0	1
Interfered	0	0	0	0	0	0	0	0					0	0
Adulterated	0	0	0	0	0	0	0	0					0	0
Targeted % Tested Positive	0.93%	3.08%	0.00%	2.78%	7.95%	1.37%	2.83%	6.45%					3.36%	3.36%
Awaiting / Pending Results	0	0	1	0	1	10	11	0					3	23
Targeted Residual	0	0	0	0	0	0	0	3					0	3
Random tests collected	39	35	34	39	32	39	32	29					35	279
Tested Positive	0	0	0	0	0	0	0	0					0	0
Refusal (guilty)	0	0	0	0	0	0	0	0					0	0
Unable (not guilty)	0	0	0	0	0	0	0	0					0	0
Unable (guilty)	0	0	0	1	0	0	0	0					0	1
Interfered (guilty)	0	0	0	0	0	0	0	0					0	0
No test (valid reason)	0	0	0	1	0	1	0	0					0	2
No test (no valid reason)	0	0	0	0	0	0	0	0					0	0
Adulterated	0	0	0	0	0	0	0	0					0	0
Awaiting / Pending Results	0	0	0	0	0	0	0	0					0	0
Random Residual (PIMS URAR030)	0	0	0	0	0	1	0	0					0	1
Effective Sample - Random General	39	35	34	40	32	39	32	29					35	280
% Tested positive	0.00%	0.00%	0.00%	0.00%	0.00%	0.00%	0.00%	0.00%					0.00%	0.00%
% Prisoner guilty, positive equivalent	0.00%	0.00%	0.00%	2.50%	0.00%	0.00%	0.00%	0.00%					0.31%	
% Total prisoner fails	0.00%	0.00%	0.00%	2.50%	0.00%	0.00%	0.00%	0.00%					0.31%	
% No test without valid reason	0.00%	0.00%	0.00%	0.00%	0.00%	0.00%	0.00%	0.00%					0.00%	
Random General Benchmark 3.50%	3.50%	3.50%	3.50%	3.50%	3.50%	3.50%	3.50%	3.50%					YTD	
% Failures for SDO	0.00%	0.00%	0.00%	2.50%	0.00%	0.00%	0.00%	0.00%					0.36%	

Dhurringile - Drugs Identified Through Urinalysis by Drug Type – Monthly & 2018-2019

Dhurringile	Amphetamines	Cocaine	Opiates	Benzodiazepines	Cannabinoids	Ethanol**	Methadone	ADP*	APS*	Steroids**	Buprenorphine	NOA*	Total
Jul-18	1	0	0	0	0	0	0	0	0	0	1	0	2
Aug-18	0	0	0	0	1	0	0	0	0	0	1	0	2
Sep-18	0	0	0	0	0	0	0	0	0	0	0	0	0
Oct-18	0	0	0	0	3	0	0	0	0	0	0	0	3
Nov-18	0	0	0	0	0	0	0	0	0	0	7	0	7
Dec-18	0	0	0	1	0	0	0	0	0	0	0	0	1
Jan-19	0	0	0	0	0	0	0	0	0	0	4	0	4
Feb-19	5	0	0	1	1	0	0	0	0	0	1	0	8
Mar-19													0
Apr-19													0
May-19													0
Jun-19													0
Dhurringile YTD	6	0	0	2	5	0	0	0	0	0	14	0	27
<i>All Prisons YTD</i>	<i>273</i>	<i>1</i>	<i>54</i>	<i>43</i>	<i>29</i>	<i>5</i>	<i>34</i>	<i>28</i>	<i>21</i>	<i>0</i>	<i>1129</i>	<i>2</i>	<i>1619</i>
<i>Dhurringile % of Total</i>	<i>2.20%</i>	<i>0.00%</i>	<i>0.00%</i>	<i>4.65%</i>	<i>17.24%</i>	<i>0.00%</i>	<i>0.00%</i>	<i>0.00%</i>	<i>0.00%</i>	<i>0.00%</i>	<i>1.24%</i>	<i>0.00%</i>	<i>1.67%</i>

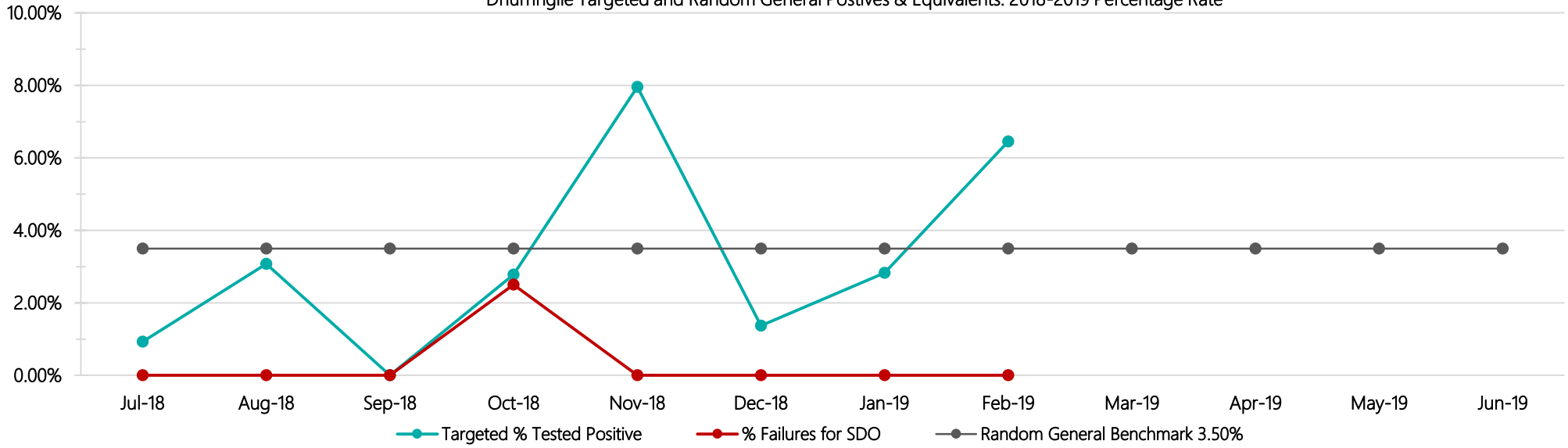
Dhurringile Seizures of Contraband: Visitors & Prisoners – Monthly & 2018-2019

Visitors	GVM		Powder & Crystal		Synthetic (Suspected)		Prescription Medication		Buprenorphine		Alcohol & Home Brew		Syringes & Needles		Smoking Paraphernalia		Edged Weapons		Electronic Devices		Tools		Other		
	D'gile	Finds	Gms	Finds	Gms	Finds	Gms	Finds	Qty	Finds	Qty	Finds	Ltrs	Finds	Qty	Finds	Qty	Finds	Qty	Finds	Qty	Finds	Qty	Finds	Qty
Jul-18	0	0.00	0	0.00	0	0.00	0	0.00	0	0.00	0	0.000	0	0	0	0	0	0	0	0	0	0	0	0	0
Aug-18	0	0.00	0	0.00	0	0.00	0	0.00	0	0.00	0	0.000	1	2	0	0	0	0	0	0	0	0	0	0	0
Sep-18	0	0.00	0	0.00	0	0.00	0	0.00	0	0.00	0	0.000	0	0	0	0	0	0	0	0	0	0	0	0	0
Oct-18	0	0.00	0	0.00	0	0.00	0	0.00	0	0.00	0	0.000	0	0	0	0	0	0	0	0	0	0	0	0	0
Nov-18	0	0.00	0	0.00	0	0.00	0	0.00	0	0.00	0	0.000	0	0	0	0	0	0	0	0	0	0	0	0	0
Dec-18	0	0.00	0	0.00	0	0.00	0	0.00	0	0.00	0	0.000	0	0	1	1	0	0	0	0	0	0	0	0	0
Jan-19	1	1.00	2	2.60	1	8.70	0	0.00	0	0.00	1	0.700	1	2	4	7	1	1	0	0	0	0	2	5	
Feb-19	0	0.00	0	0.00	0	0.00	0	0.00	0	0.00	0	0.000	0	0	0	0	0	0	0	0	0	0	0	0	0
Mar-19																									
Apr-19																									
May-19																									
Jun-19																									
Total	1	1.00	2	2.60	1	8.70	0	0.00	0	0.00	1	0.700	2	4	5	8	1	1	0	0	0	0	2	5	

Prisoners	GVM		Powder & Crystal		Synthetic (Suspected)		Prescription Medication		Buprenorphine		Alcohol & Home Brew		Syringes & Needles		Smoking Paraphernalia		Edged Weapons		Electronic Devices		Tools		Other		
	D'gile	Finds	Gms	Finds	Gms	Finds	Gms	Finds	Qty	Finds	Qty	Finds	Ltrs	Finds	Qty	Finds	Qty	Finds	Qty	Finds	Qty	Finds	Qty	Finds	Qty
Jul-18	3	1.10	0	0.00	0	0.00	1	1.50	0	0.00	0	0.000	0	0	10	12	0	0	1	1	0	0	0	0	0
Aug-18	0	0.00	1	0.20	0	0.00	2	5.00	0	0.00	0	0.000	0	0	10	18	3	7	4	5	5	7	1	1	1
Sep-18	1	0.60	0	0.00	0	0.00	0	0.00	0	0.00	0	0.000	0	0	4	4	0	0	1	2	0	0	0	0	0
Oct-18	0	0.00	0	0.00	0	0.00	1	1.00	1	4.00	0	0.000	1	1	12	59	0	0	0	0	3	8	4	5	5
Nov-18	1	2.40	0	0.00	0	0.00	1	1.00	0	0.00	0	0.000	0	0	5	11	0	0	0	0	1	4	2	2	2
Dec-18	0	0.00	0	0.00	0	0.00	0	0.00	0	0.00	0	0.000	0	0	8	28	0	0	1	1	2	2	0	0	0
Jan-19	3	67.90	0	0.00	0	0.00	0	0.00	0	0.00	0	0.000	0	0	2	2	0	0	1	2	0	0	2	2	2
Feb-19	4	3994.80	1	0.40	0	0.00	0	0.00	1	0.50	0	0.000	0	0	7	63	0	0	0	0	5	5	1	1	1
Mar-19																									
Apr-19																									
May-19																									
Jun-19																									
Total	12	4066.80	2	0.60	0	0.00	5	8.50	2	4.50	0	0.000	1	1	58	197	3	7	8	11	16	26	10	11	11

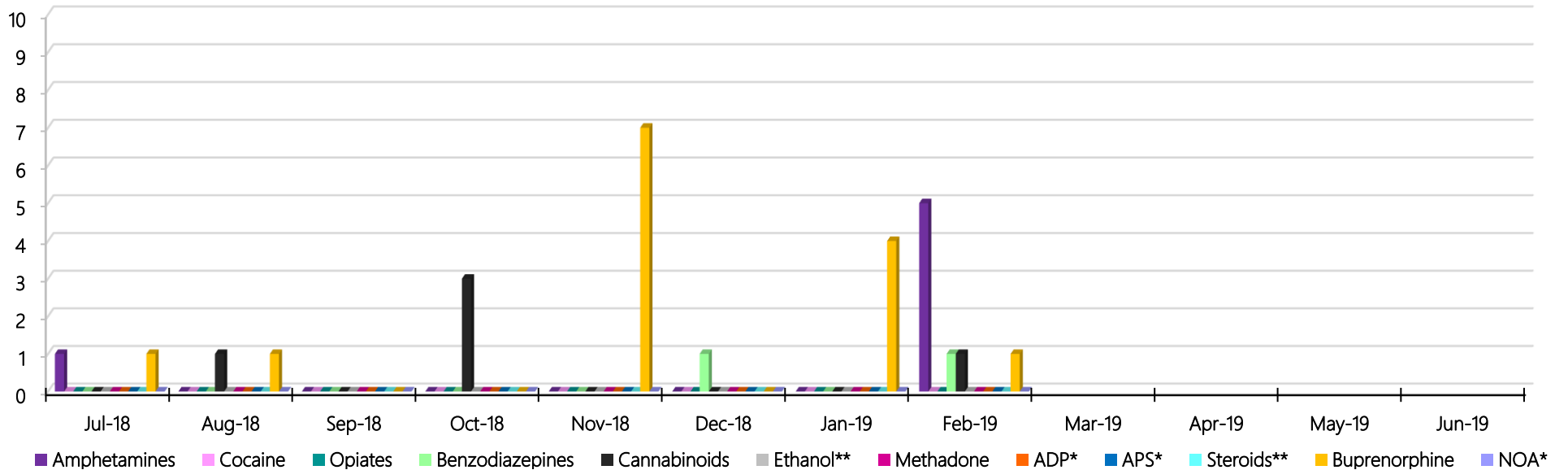
Dhurringile Targeted and Random General Urinalysis Positives & Equivalents - 2018-2019

Dhurringile Targeted and Random General Positives & Equivalents: 2018-2019 Percentage Rate



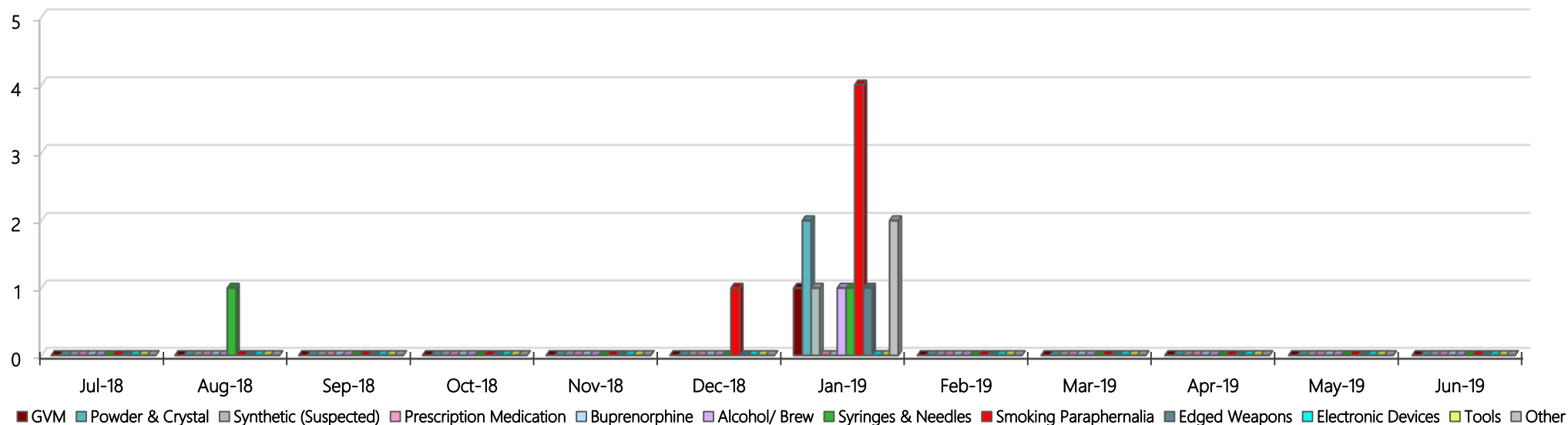
Dhurringile Positive Urinalysis Results by Drug Type - 2018-2019

Dhurringile Positive Urinalysis Results By Drug Type: 2018-2019



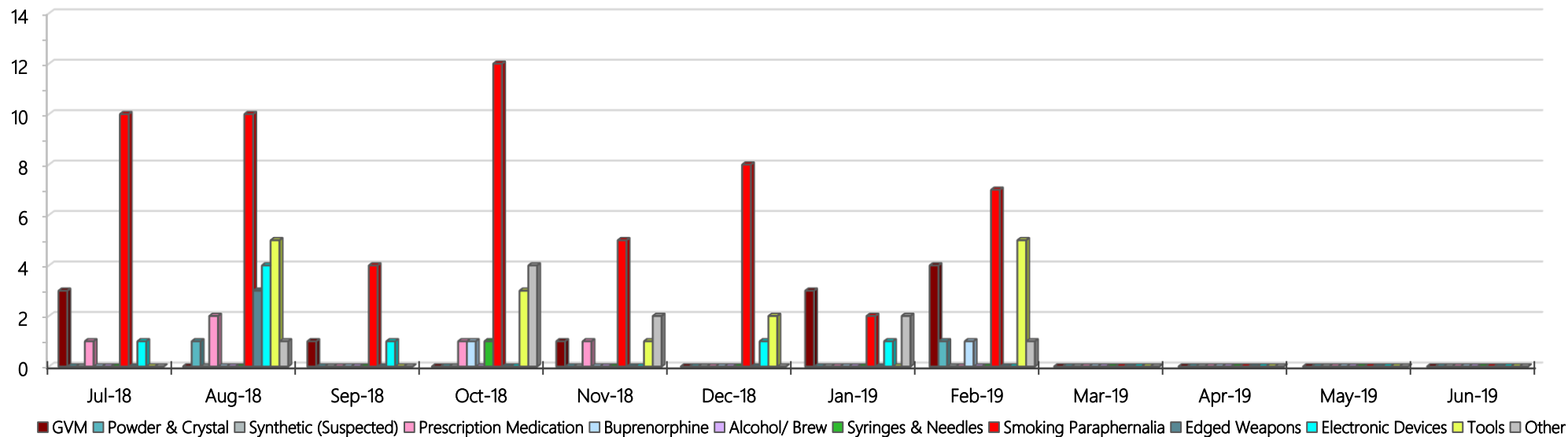
Dhurringile Count of Visitor Seizures Finds – Monthly 2018-2019

Dhurringile Count of Visitor Seizure Finds - Monthly 2018-2019



Dhurringile Count of Prisoner Seizure Finds – Monthly 2018-2019

Dhurringile Count of Prisoner Seizure Finds - Monthly 2018-2019



Langi Kal Kal Prison

Targeted and Random General Urinalysis Results: 2018-2019

Langi Kal Kal	Jul-18	Aug-18	Sep-18	Oct-18	Nov-18	Dec-18	Jan-19	Feb-19	Mar-19	Apr-19	May-19	Jun-19	Average	Totals
Effective Sample - Targeted	15	22	30	27	40	40	23	34					29	231
Targeted Positives	0	0	0	0	0	1	0	0					0	1
Refusal	0	0	0	0	0	0	0	0					0	0
Unable	0	1	0	0	0	0	0	0					0	1
Interfered	0	0	0	0	0	0	0	0					0	0
Adulterated	0	0	0	0	0	0	0	0					0	0
Targeted % Tested Positive	0.00%	4.55%	0.00%	0.00%	0.00%	2.50%	0.00%	0.00%					0.87%	0.87%
Awaiting / Pending Results	1	1	0	0	0	1	0	0					0	3
Targeted Residual	0	0	0	0	0	0	0	0					0	0
Random tests collected	40	32	34	46	39	50	40	42					40	323
Tested Positive	0	0	0	0	0	0	0	0					0	0
Refusal (guilty)	0	0	0	0	0	0	0	0					0	0
Unable (not guilty)	0	0	0	0	0	0	0	0					0	0
Unable (guilty)	0	0	0	0	0	0	0	0					0	0
Interfered (guilty)	0	0	0	0	0	0	0	0					0	0
No test (valid reason)	0	0	0	0	0	0	0	1					0	1
No test (no valid reason)	0	0	0	0	0	0	0	0					0	0
Adulterated	0	0	0	0	0	0	0	0					0	0
Awaiting / Pending Results	0	0	0	0	0	0	0	0					0	0
Random Residual (PIMS URAR030)	0	0	0	0	0	0	0	0					0	0
Effective Sample - Random General	40	32	34	46	39	50	40	42					40	323
% Tested positive	0.00%	0.00%	0.00%	0.00%	0.00%	0.00%	0.00%	0.00%					0.00%	0.00%
% Prisoner guilty, positive equivalent	0.00%	0.00%	0.00%	0.00%	0.00%	0.00%	0.00%	0.00%					0.00%	
% Total prisoner fails	0.00%	0.00%	0.00%	0.00%	0.00%	0.00%	0.00%	0.00%					0.00%	
% No test without valid reason	0.00%	0.00%	0.00%	0.00%	0.00%	0.00%	0.00%	0.00%					0.00%	
Random General Benchmark 1.50%	1.50%	1.50%	1.50%	1.50%	1.50%	1.50%	1.50%	1.50%					YTD	
% Failures for SDO	0.00%	0.00%	0.00%	0.00%	0.00%	0.00%	0.00%	0.00%					0.00%	

Langi Kal Kal - Drugs Identified Through Urinalysis by Drug Type – Monthly & 2018-2019

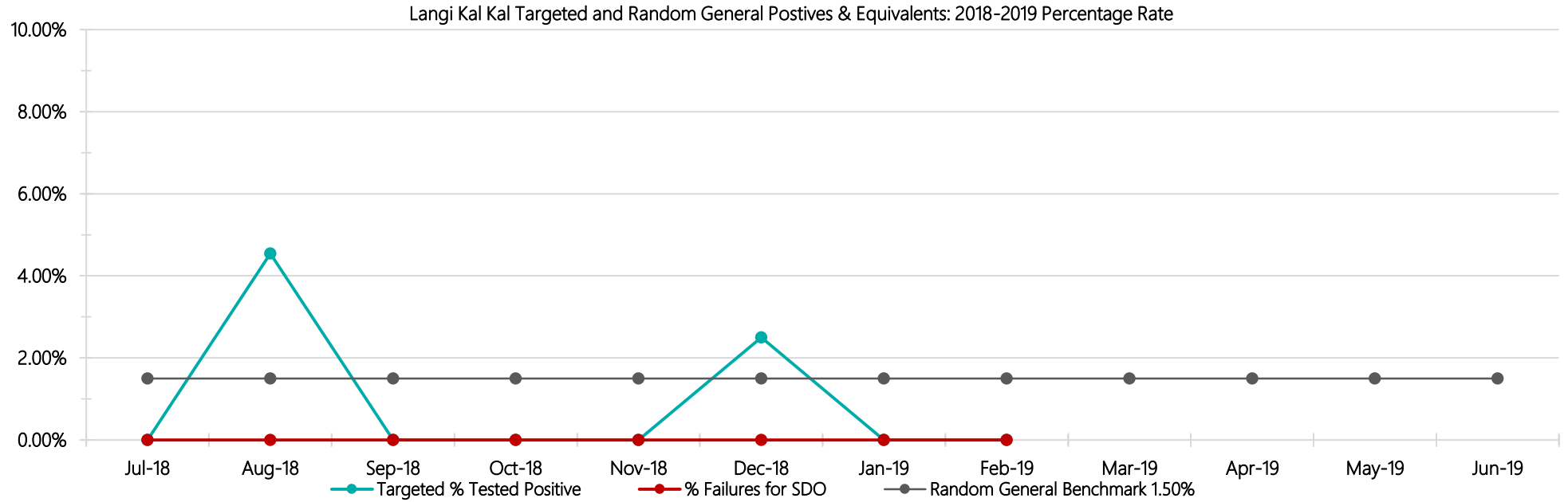
Langi Kal Kal	Amphetamines	Cocaine	Opiates	Benzodiazepines	Cannabinoids	Ethanol**	Methadone	ADP*	APS*	Steroids**	Buprenorphine	NOA*	Total
Jul-18	0	0	0	0	0	0	0	0	0	0	0	0	0
Aug-18	0	0	0	0	0	0	0	0	0	0	0	0	0
Sep-18	0	0	0	0	0	0	0	0	0	0	0	0	0
Oct-18	0	0	0	0	0	0	0	0	0	0	0	0	0
Nov-18	0	0	0	0	0	0	0	0	0	0	0	0	0
Dec-18	0	0	0	1	0	0	0	0	0	0	0	0	1
Jan-19	0	0	0	0	0	0	0	0	0	0	0	0	0
Feb-19	0	0	0	0	0	0	0	0	0	0	0	0	0
Mar-19													0
Apr-19													0
May-19													0
Jun-19													0
LKK YTD	0	0	0	1	0	0	0	0	0	0	0	0	1
<i>All Prisons YTD</i>	<i>273</i>	<i>1</i>	<i>54</i>	<i>43</i>	<i>29</i>	<i>5</i>	<i>34</i>	<i>28</i>	<i>21</i>	<i>0</i>	<i>1129</i>	<i>2</i>	<i>1619</i>
<i>LKK % of Total</i>	<i>0.00%</i>	<i>0.00%</i>	<i>0.00%</i>	<i>2.33%</i>	<i>0.00%</i>	<i>0.00%</i>	<i>0.00%</i>	<i>0.00%</i>	<i>0.00%</i>	<i>0.00%</i>	<i>0.00%</i>	<i>0.00%</i>	<i>0.06%</i>

Langi Kal Kal Seizures of Contraband: Visitors & Prisoners – Monthly & 2018-2019

Visitors	GVM		Powder & Crystal		Synthetic (Suspected)		Prescription Medication		Buprenorphine		Alcohol & Home Brew		Syringes & Needles		Smoking Paraphernalia		Edged Weapons		Electronic Devices		Tools		Other		
	LKK	Finds	Gms	Finds	Gms	Finds	Gms	Finds	Qty	Finds	Qty	Finds	Ltrs	Finds	Qty	Finds	Qty	Finds	Qty	Finds	Qty	Finds	Qty	Finds	Qty
Jul-18	0	0	0.00	0	0.00	0	0.00	0	0.00	0	0.00	0	0.000	0	0	0	0	0	0	0	0	0	0	0	0
Aug-18	0	0	0.00	0	0.00	0	0.00	0	0.00	0	0.00	0	0.000	0	0	0	0	0	0	0	0	0	0	0	0
Sep-18	0	0	0.00	0	0.00	0	0.00	0	0.00	0	0.00	0	0.000	0	0	0	0	0	0	0	0	0	0	0	0
Oct-18	0	0	0.00	0	0.00	0	0.00	0	0.00	0	0.00	0	0.000	0	0	0	0	0	0	0	0	0	0	0	0
Nov-18	0	0	0.00	0	0.00	0	0.00	0	0.00	0	0.00	0	0.000	0	0	0	0	0	0	0	0	0	0	0	0
Dec-18	0	0	0.00	0	0.00	0	0.00	0	0.00	0	0.00	0	0.000	0	0	0	0	0	0	0	0	0	0	0	0
Jan-19	0	0	0.00	0	0.00	0	0.00	0	0.00	0	0.00	0	0.000	0	0	0	0	0	0	0	0	0	0	0	0
Feb-19	0	0	0.00	0	0.00	0	0.00	0	0.00	0	0.00	0	0.000	0	0	0	0	0	0	0	0	0	0	0	0
Mar-19																									
Apr-19																									
May-19																									
Jun-19																									
Total	0	0	0.00	0	0.00	0	0.00	0	0.00	0	0.00	0	0.000	0	0	0	0	0	0	0	0	0	0	0	0

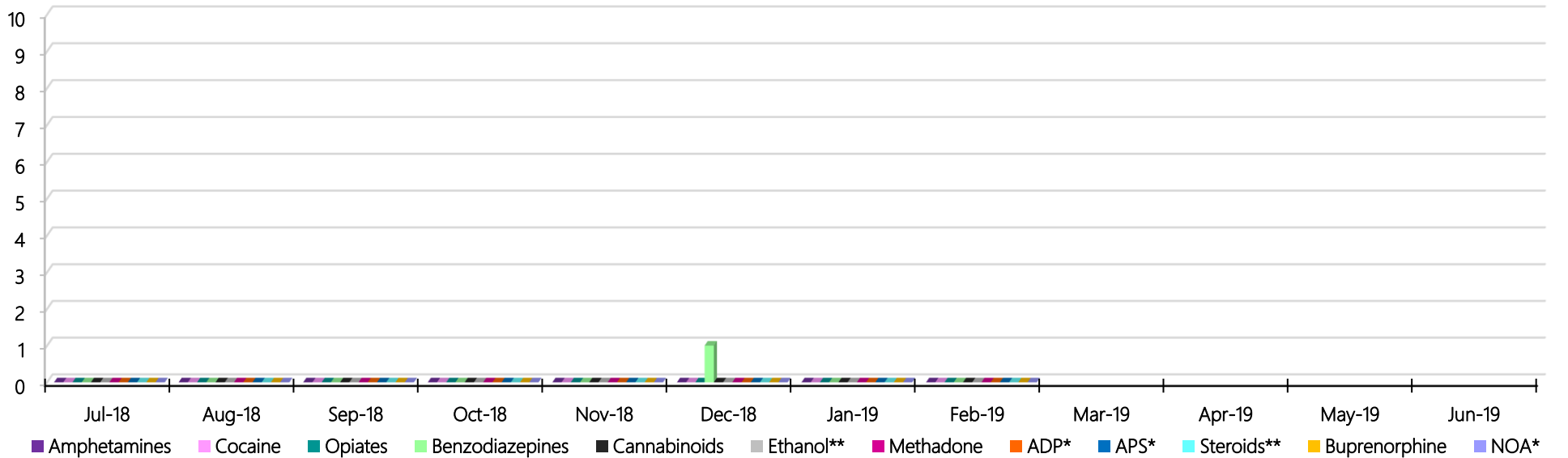
Prisoners	GVM		Powder & Crystal		Synthetic (Suspected)		Prescription Medication		Buprenorphine		Alcohol & Home Brew		Syringes & Needles		Smoking Paraphernalia		Edged Weapons		Electronic Devices		Tools		Other		
	LKK	Finds	Gms	Finds	Gms	Finds	Gms	Finds	Qty	Finds	Qty	Finds	Ltrs	Finds	Qty	Finds	Qty	Finds	Qty	Finds	Qty	Finds	Qty	Finds	Qty
Jul-18	0	0	0.00	0	0.00	0	0.00	0	0.00	0	0.00	0	0.000	0	0	0	0	0	0	0	0	0	0	0	0
Aug-18	0	0	0.00	0	0.00	0	0.00	0	0.00	0	0.00	0	0.000	0	0	0	0	0	0	0	0	1	1	0	0
Sep-18	0	0	0.00	0	0.00	0	0.00	0	0.00	0	0.00	0	0.000	1	1	0	0	1	1	0	0	0	0	0	0
Oct-18	0	0	0.00	0	0.00	0	0.00	0	0.00	0	0.00	0	0.000	0	0	1	7	0	0	0	0	1	1	0	0
Nov-18	0	0	0.00	0	0.00	0	0.00	0	0.00	0	0.00	0	0.000	0	0	0	0	1	1	0	0	0	0	1	2
Dec-18	0	0	0.00	0	0.00	0	0.00	1	4.00	1	0.50	0	0.000	2	4	0	0	0	0	0	0	1	1	0	0
Jan-19	0	0	0.00	0	0.00	0	0.00	0	0.00	0	0.00	0	0.000	0	0	0	0	0	0	0	0	0	0	2	2
Feb-19	0	0	0.00	0	0.00	0	0.00	1	20.00	0	0.00	0	0.000	0	0	0	0	0	0	0	0	0	0	1	1
Mar-19																									
Apr-19																									
May-19																									
Jun-19																									
Total	0	0	0.00	0	0.00	0	0.00	2	24.00	1	0.50	0	0.000	3	5	1	7	2	2	0	0	3	3	4	5

Langi Kal Kal Targeted and Random General Urinalysis Positives & Equivalents - 2018-2019



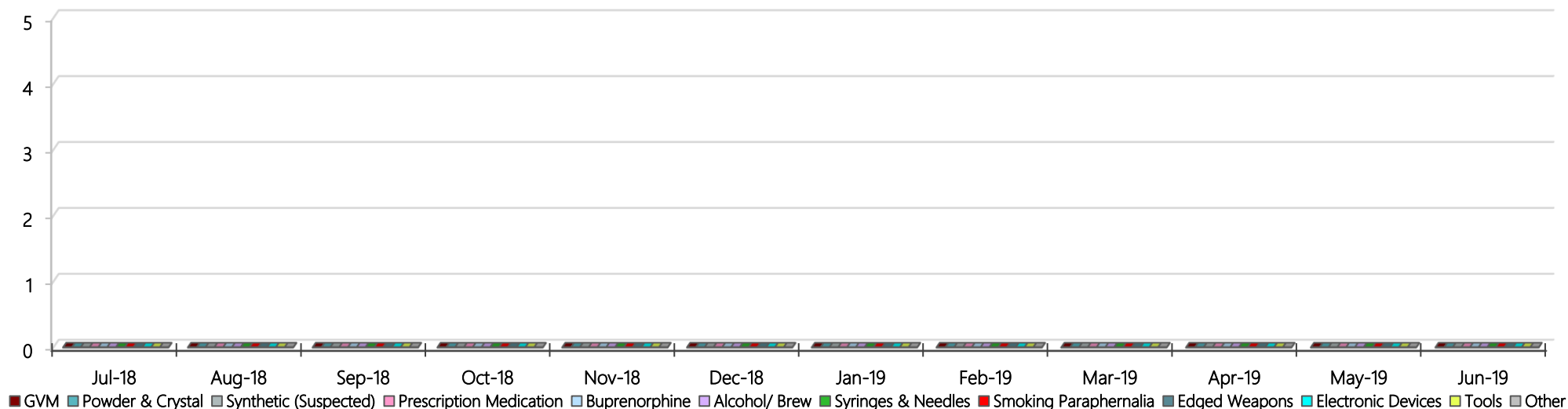
Langi Kal Kal Positive Urinalysis Results by Drug Type - 2018-2019

Langi Kal Kal Positive Urinalysis Results By Drug Type: 2018-2019



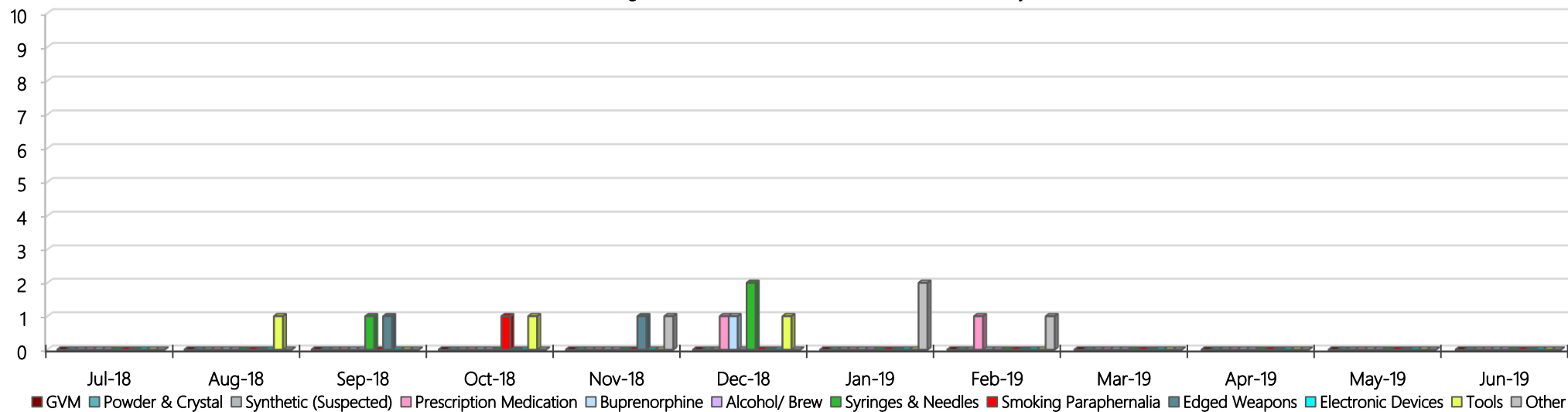
Langi Kal Kal Count of Visitor Seizure Finds – Monthly 2018-2019

Langi Kal Kal Count of Visitor Seizure Finds - Monthly 2018-2019



Langi Kal Kal Count of Prisoner Seizure Finds – Monthly 2018-2019

Langi Kal Kal Count of Prisoner Seizure Finds - Monthly 2018-2019



Tarrengower Prison

Targeted and Random General Urinalysis Results: 2018-2019

Tarrengower	Jul-18	Aug-18	Sep-18	Oct-18	Nov-18	Dec-18	Jan-19	Feb-19	Mar-19	Apr-19	May-19	Jun-19	Average	Totals
Effective Sample - Targeted	24	15	3	4	7	26	20	0					12	99
Targeted Positives	0	0	0	0	0	0	0	0					0	0
Refusal	0	0	0	0	0	0	0	0					0	0
Unable	0	0	0	0	0	0	0	0					0	0
Interfered	0	0	0	0	0	0	0	0					0	0
Adulterated	0	0	0	0	0	0	0	0					0	0
Targeted % Tested Positive	0.00%	0.00%	0.00%	0.00%	0.00%	0.00%	0.00%	0.00%					0.00%	0.00%
Awaiting / Pending Results	0	0	0	0	0	0	1	0					0	1
Targeted Residual	0	0	0	0	0	0	0	0					0	0
Random tests collected	15	10	9	13	10	10	8	10					11	85
Tested Positive	0	0	0	0	0	0	0	0					0	0
Refusal (guilty)	0	0	0	0	0	0	0	0					0	0
Unable (not guilty)	0	0	0	0	0	0	0	0					0	0
Unable (guilty)	0	0	0	0	0	0	0	0					0	0
Interfered (guilty)	0	0	0	0	0	0	0	0					0	0
No test (valid reason)	0	1	0	0	0	0	0	0					0	1
No test (no valid reason)	0	0	0	0	0	0	0	0					0	0
Adulterated	0	0	0	0	0	0	0	0					0	0
Awaiting / Pending Results	0	0	0	0	0	0	0	0					0	0
Random Residual (PIMS URAR030)	0	0	0	0	0	0	0	0					0	0
Effective Sample - Random General	15	10	9	13	10	10	8	10					11	85
% Tested positive	0.00%	0.00%	0.00%	0.00%	0.00%	0.00%	0.00%	0.00%					0.00%	0.00%
% Prisoner guilty, positive equivalents	0.00%	0.00%	0.00%	0.00%	0.00%	0.00%	0.00%	0.00%					0.00%	
% Total prisoner fails	0.00%	0.00%	0.00%	0.00%	0.00%	0.00%	0.00%	0.00%					0.00%	
% No test without valid reason	0.00%	0.00%	0.00%	0.00%	0.00%	0.00%	0.00%	0.00%					0.00%	
Random General Benchmark 1.50%	1.50%	1.50%	1.50%	1.50%	1.50%	1.50%	1.50%	1.50%					YTD	
% Failures for SDO	0.00%	0.00%	0.00%	0.00%	0.00%	0.00%	0.00%	0.00%					0.00%	

Tarrengower - Drugs Identified Through Urinalysis by Drug Type – Monthly & 2018-2019

Tarrengower	Amphetamines	Cocaine	Opiates	Benzodiazepines	Cannabinoids	Ethanol**	Metadone	ADP*	APS*	Steroids**	Buprenorphine	NOA*	Total
Jul-18	0	0	0	0	0	0	0	0	0	0	0	0	0
Aug-18	0	0	0	0	0	0	0	0	0	0	0	0	0
Sep-18	0	0	0	0	0	0	0	0	0	0	0	0	0
Oct-18	0	0	0	0	0	0	0	0	0	0	0	0	0
Nov-18	0	0	0	0	0	0	0	0	0	0	0	0	0
Dec-18	0	0	0	0	0	0	0	0	0	0	0	0	0
Jan-19	0	0	0	0	0	0	0	0	0	0	0	0	0
Feb-19	0	0	0	0	0	0	0	0	0	0	0	0	0
Mar-19													0
Apr-19													0
May-19													0
Jun-19													0
Tarrengower YTD	0	0	0	0	0	0	0	0	0	0	0	0	0
<i>All Prisons YTD</i>	<i>273</i>	<i>1</i>	<i>54</i>	<i>43</i>	<i>29</i>	<i>5</i>	<i>34</i>	<i>28</i>	<i>21</i>	<i>0</i>	<i>1129</i>	<i>2</i>	<i>1619</i>
<i>Tarrengower % of Total</i>	<i>0.00%</i>	<i>0.00%</i>	<i>0.00%</i>	<i>0.00%</i>	<i>0.00%</i>	<i>0.00%</i>	<i>0.00%</i>	<i>0.00%</i>	<i>0.00%</i>	<i>0.00%</i>	<i>0.00%</i>	<i>0.00%</i>	<i>0.00%</i>

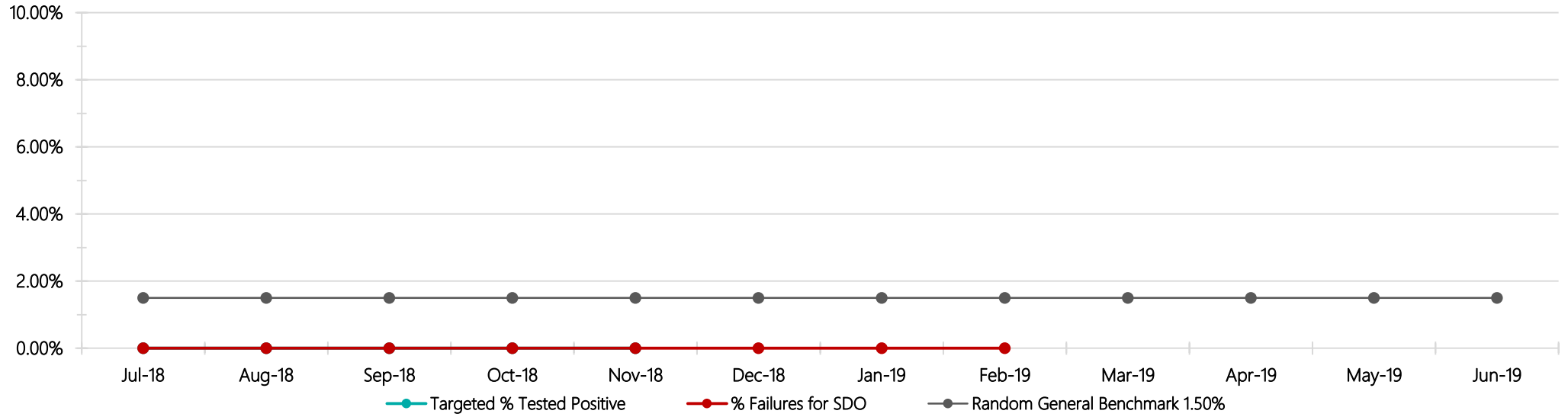
Tarrengower Seizures of Contraband: Visitors & Prisoners – Monthly & 2018-2019

Visitors	GVM		Powder & Crystal		Synthetic (Suspected)		Prescription Medication		Buprenorphine		Alcohol & Home Brew		Syringes		Smoking Paraphernalia		Edged Weapons		Electronic Devices		Tools		Other		
	T'gower	Finds	Gms	Finds	Gms	Finds	Gms	Finds	Qty	Finds	Qty	Finds	Ltrs	Finds	Qty	Finds	Qty	Finds	Qty	Finds	Qty	Finds	Qty	Finds	Qty
Jul-18	0	0.00	0	0.00	0	0.00	0	0.00	0	0.00	0	0.000	0	0	0	0	0	0	0	0	0	0	0	0	0
Aug-18	0	0.00	0	0.00	0	0.00	0	0.00	0	0.00	0	0.000	0	0	0	0	0	0	0	0	0	0	0	0	0
Sep-18	0	0.00	0	0.00	0	0.00	0	0.00	0	0.00	0	0.000	0	0	0	0	0	0	0	0	0	0	0	0	0
Oct-18	0	0.00	0	0.00	0	0.00	0	0.00	0	0.00	0	0.000	0	0	0	0	0	0	0	0	0	0	0	0	0
Nov-18	0	0.00	0	0.00	0	0.00	0	0.00	0	0.00	0	0.000	0	0	0	0	0	0	0	0	0	0	0	0	0
Dec-18	0	0.00	0	0.00	0	0.00	0	0.00	0	0.00	0	0.000	0	0	0	0	0	0	0	0	0	0	0	0	0
Jan-19	0	0.00	0	0.00	0	0.00	0	0.00	0	0.00	0	0.000	0	0	0	0	0	0	0	0	0	0	0	0	0
Feb-19	0	0.00	0	0.00	0	0.00	0	0.00	0	0.00	0	0.000	0	0	0	0	0	0	0	0	0	0	0	0	0
Mar-19																									
Apr-19																									
May-19																									
Jun-19																									
Total	0	0.00	0	0.00	0	0.00	0	0.00	0	0.00	0	0.000	0	0	0	0	0	0	0	0	0	0	0	0	0

Prisoners	GVM		Powder & Crystal		Synthetic (Suspected)		Prescription Medication		Buprenorphine		Alcohol & Home Brew		Syringes		Smoking Paraphernalia		Edged Weapons		Electronic Devices		Tools		Other		
	T'gower	Finds	Gms	Finds	Gms	Finds	Gms	Finds	Qty	Finds	Qty	Finds	Ltrs	Finds	Qty	Finds	Qty	Finds	Qty	Finds	Qty	Finds	Qty	Finds	Qty
Jul-18	0	0.00	0	0.00	0	0.00	0	0.00	0	0.00	0	0.000	0	0	1	4	0	0	0	0	0	0	2	8	
Aug-18	0	0.00	0	0.00	2	12.10	0	0.00	0	0.00	0	0.000	0	0	1	1	0	0	0	0	0	0	1	4	
Sep-18	0	0.00	0	0.00	0	0.00	0	0.00	0	0.00	0	0.000	1	2	2	6	0	0	0	0	0	0	2	2	
Oct-18	0	0.00	0	0.00	0	0.00	0	0.00	0	0.00	0	0.000	0	0	1	1	0	0	0	0	1	1	0	0	
Nov-18	0	0.00	2	0.80	0	0.00	1	14.50	0	0.00	0	0.000	0	0	6	15	0	0	0	0	2	3	3	4	
Dec-18	0	0.00	0	0.00	0	0.00	0	0.00	0	0.00	0	0.000	0	0	0	0	0	0	0	0	0	0	2	2	
Jan-19	0	0.00	0	0.00	0	0.00	0	0.00	0	0.00	0	0.000	0	0	0	0	0	0	0	0	1	1	2	2	
Feb-19	0	0.00	0	0.00	0	0.00	0	0.00	0	0.00	0	0.000	0	0	0	0	0	0	0	0	0	0	0	0	0
Mar-19																									
Apr-19																									
May-19																									
Jun-19																									
Total	0	0.00	2	0.80	2	12.10	1	14.50	0	0.00	0	0.000	1	2	11	27	0	0	0	0	4	5	12	22	

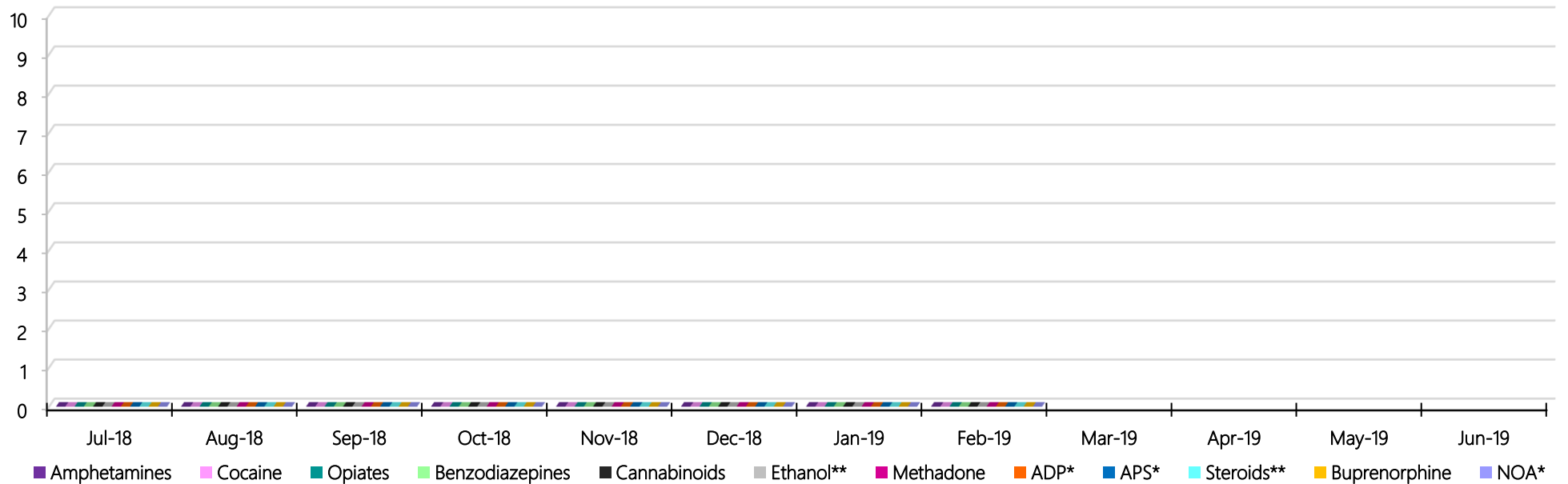
Tarrengower Targeted and Random General Urinalysis Positives & Equivalentents - 2018-2019

Tarrengower Targeted and Random General Postives & Equivalentents: 2018-2019 Percentage Rate



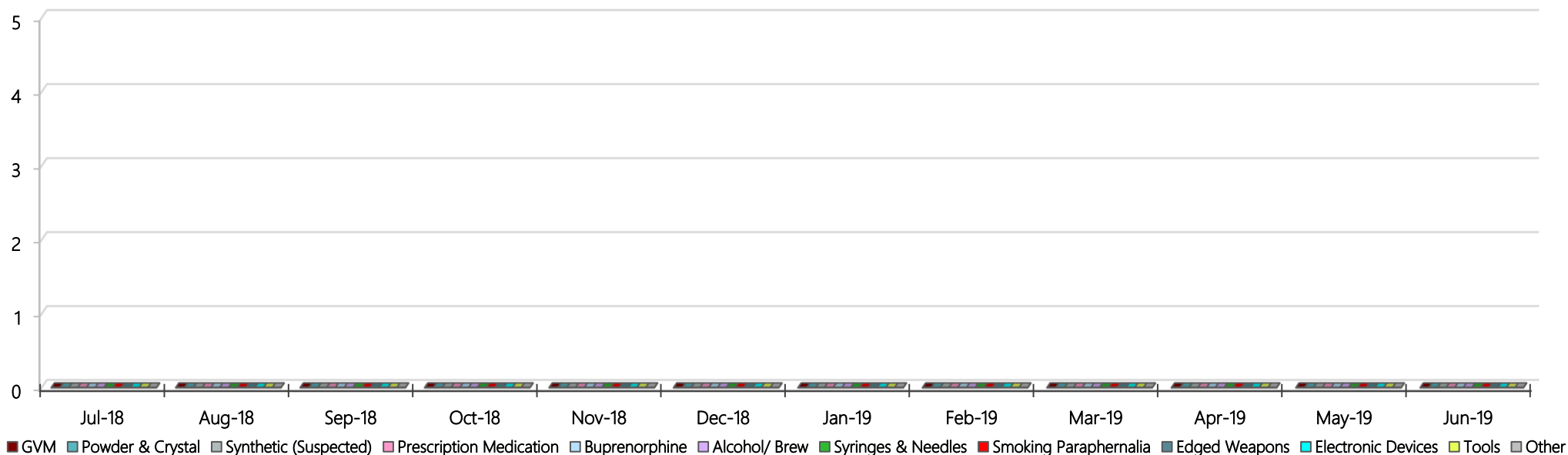
Tarrengower Positive Urinalysis Results by Drug Type - 2018-2019

Tarrengower Positive Urinalysis Results By Drug Type: 2018-2019



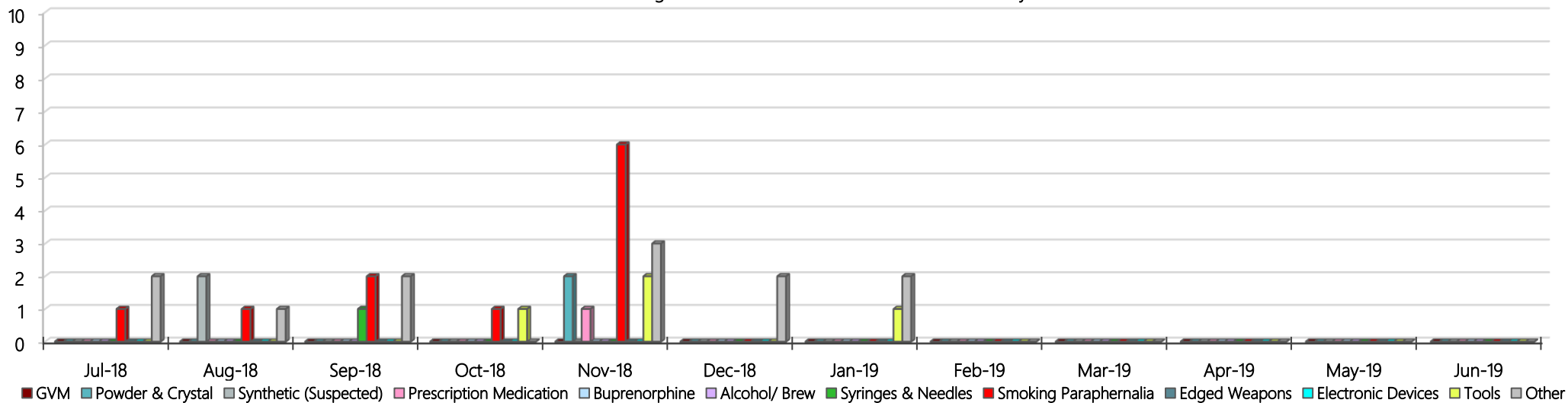
Tarrengower Count of Visitor Seizures Finds – Monthly 2018-2019

Tarrengower Count of Visitor Seizure Finds - Monthly 2018-2019



Tarrengower Count of Prisoner Seizure Finds – Monthly 2018-2019

Tarrengower Count of Prisoner Seizure Finds - Monthly 2018-2019



Judy Lazarus Transition Centre Targeted and Random General Urinalysis Results: 2018-2019

JLTC	Jul-18	Aug-18	Sep-18	Oct-18	Nov-18	Dec-18	Jan-19	Feb-19	Mar-19	Apr-19	May-19	Jun-19	Average	Totals
Effective Sample - Targeted	6	1	3	2	2	2	3	0					2	19
Targeted Positives	0	0	0	0	0	0	0	0					0	0
Refusal	0	0	0	0	0	0	0	0					0	0
Unable	0	0	0	0	0	0	0	0					0	0
Interfered	0	0	0	0	0	0	0	0					0	0
Adulterated	0	0	0	0	0	0	0	0					0	0
Targeted % Tested Positive	0.00%	0.00%	0.00%	0.00%	0.00%	0.00%	0.00%	0.00%					0.00%	0.00%
Awaiting / Pending Results	0	0	0	0	0	0	0	0					0	0
Targeted Residual	0	0	0	0	0	0	0	0					0	0
Random tests collected	5	3	4	5	4	5	4	4					4	34
Tested Positive	0	0	0	0	0	0	0	0					0	0
Refusal (guilty)	0	0	0	0	0	0	0	0					0	0
Unable (not guilty)	0	0	0	0	0	0	0	0					0	0
Unable (guilty)	0	0	0	0	0	0	0	0					0	0
Interfered (guilty)	0	0	0	0	0	0	0	0					0	0
No test (valid reason)	0	1	0	0	0	0	0	0					0	1
No test (no valid reason)	0	0	0	0	0	0	0	0					0	0
Adulterated	0	0	0	0	0	0	0	0					0	0
Awaiting / Pending Results	0	0	0	0	0	0	0	0					0	0
Random Residual (PIMS URAR030)	0	0	0	0	0	0	0	0					0	0
Effective Sample - Random General	5	3	4	5	4	5	4	4					4	34
% Tested positive	0.00%	0.00%	0.00%	0.00%	0.00%	0.00%	0.00%	0.00%					0.00%	0.00%
% Prisoner guilty, positive equivalents	0.00%	0.00%	0.00%	0.00%	0.00%	0.00%	0.00%	0.00%					0.00%	
% Total prisoner fails	0.00%	0.00%	0.00%	0.00%	0.00%	0.00%	0.00%	0.00%					0.00%	
% No test without valid reason	0.00%	0.00%	0.00%	0.00%	0.00%	0.00%	0.00%	0.00%					0.00%	
Random General Benchmark 5.00%	5.00%	5.00%	5.00%	5.00%	5.00%	5.00%	5.00%	5.00%					YTD	
% Failures for SDO	0.00%	0.00%	0.00%	0.00%	0.00%	0.00%	0.00%	0.00%					0.00%	

JLTC - Drugs Identified Through Urinalysis by Drug Type – Monthly & 2018-2019

JLTC	Amphetamines	Cocaine	Opiates	Benzodiazepines	Cannabinoids	Ethanol**	Metadone	ADP*	APS*	Steroids**	Buprenorphine	NOA*	Total
Jul-18	0	0	0	0	0	0	0	0	0	0	0	0	0
Aug-18	0	0	0	0	0	0	0	0	0	0	0	0	0
Sep-18	0	0	0	0	0	0	0	0	0	0	0	0	0
Oct-18	0	0	0	0	0	0	0	0	0	0	0	0	0
Nov-18	0	0	0	0	0	0	0	0	0	0	0	0	0
Dec-18	0	0	0	0	0	0	0	0	0	0	0	0	0
Jan-19	0	0	0	0	0	0	0	0	0	0	0	0	0
Feb-19	0	0	0	0	0	0	0	0	0	0	0	0	0
Mar-19													0
Apr-19													0
May-19													0
Jun-19													0
JLTC YTD	0	0	0	0	0	0	0	0	0	0	0	0	0
<i>All Prisons YTD</i>	<i>273</i>	<i>1</i>	<i>54</i>	<i>43</i>	<i>29</i>	<i>5</i>	<i>34</i>	<i>28</i>	<i>21</i>	<i>0</i>	<i>1129</i>	<i>2</i>	<i>1619</i>
<i>JLTC % of Total</i>	<i>0.00%</i>	<i>0.00%</i>	<i>0.00%</i>	<i>0.00%</i>	<i>0.00%</i>	<i>0.00%</i>	<i>0.00%</i>	<i>0.00%</i>	<i>0.00%</i>	<i>0.00%</i>	<i>0.00%</i>	<i>0.00%</i>	<i>0.00%</i>

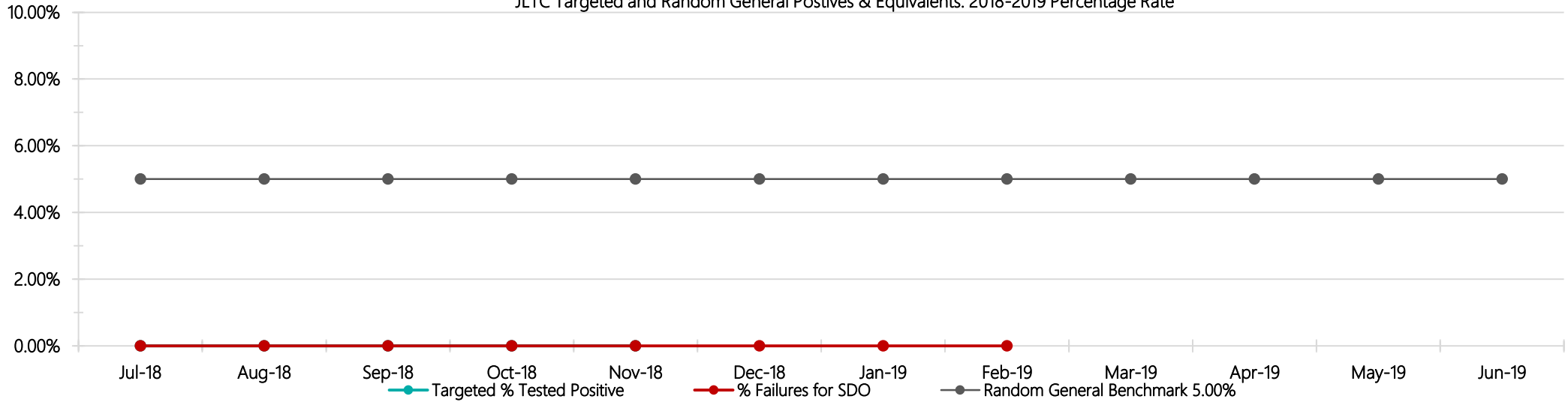
JLTC Seizures of Contraband: Visitors & Prisoners – Monthly & 2018-2019

Visitors	GVM		Powder & Crystal		Synthetic (Suspected)		Prescription Medication		Buprenorphine		Alcohol & Home Brew		Syringes		Smoking Paraphernalia		Edged Weapons		Electronic Devices		Tools		Other	
	Finds	Gms	Finds	Gms	Finds	Gms	Finds	Qty	Finds	Qty	Finds	Ltrs	Finds	Qty	Finds	Qty	Finds	Qty	Finds	Qty	Finds	Qty	Finds	Qty
Jul-18	0	0.00	0	0.00	0	0.00	0	0.00	0	0.00	0	0.000	0	0	0	0	0	0	0	0	0	0	0	0
Aug-18	0	0.00	0	0.00	0	0.00	0	0.00	0	0.00	0	0.000	0	0	0	0	0	0	0	0	0	0	0	0
Sep-18	0	0.00	0	0.00	0	0.00	0	0.00	0	0.00	0	0.000	0	0	0	0	0	0	0	0	0	0	0	0
Oct-18	0	0.00	0	0.00	0	0.00	0	0.00	0	0.00	0	0.000	0	0	0	0	0	0	0	0	0	0	0	0
Nov-18	0	0.00	0	0.00	0	0.00	0	0.00	0	0.00	0	0.000	0	0	0	0	0	0	0	0	0	0	0	0
Dec-18	0	0.00	0	0.00	0	0.00	0	0.00	0	0.00	0	0.000	0	0	0	0	0	0	0	0	0	0	0	0
Jan-19	0	0.00	0	0.00	0	0.00	0	0.00	0	0.00	0	0.000	0	0	0	0	0	0	0	0	0	0	0	0
Feb-19	0	0.00	0	0.00	0	0.00	0	0.00	0	0.00	0	0.000	0	0	0	0	0	0	0	0	0	0	0	0
Mar-19																								
Apr-19																								
May-19																								
Jun-19																								
Total	0	0.00	0	0.00	0	0.00	0	0.00	0	0.00	0	0.000	0	0	0	0	0	0	0	0	0	0	0	0

Prisoners	GVM		Powder & Crystal		Synthetic (Suspected)		Prescription Medication		Buprenorphine		Alcohol & Home Brew		Syringes		Smoking Paraphernalia		Edged Weapons		Electronic Devices		Tools		Other		
	Finds	Gms	Finds	Gms	Finds	Gms	Finds	Qty	Finds	Qty	Finds	Ltrs	Finds	Qty	Finds	Qty	Finds	Qty	Finds	Qty	Finds	Qty	Finds	Qty	
Jul-18	0	0.00	0	0.00	0	0.00	1	1.00	0	0.00	0	0.000	0	0	0	0	0	0	0	0	0	0	0	0	
Aug-18	0	0.00	0	0.00	0	0.00	0	0.00	0	0.00	0	0.000	0	0	0	0	0	0	0	0	0	1	1	0	0
Sep-18	0	0.00	0	0.00	0	0.00	0	0.00	0	0.00	0	0.000	0	0	1	3	0	0	1	1	1	1	2	54	
Oct-18	0	0.00	0	0.00	0	0.00	0	0.00	0	0.00	0	0.000	0	0	0	0	0	0	1	1	0	0	1	1	
Nov-18	0	0.00	0	0.00	0	0.00	0	0.00	0	0.00	0	0.000	0	0	1	3	0	0	1	2	0	0	0	0	
Dec-18	0	0.00	0	0.00	0	0.00	0	0.00	0	0.00	0	0.000	0	0	0	0	0	0	0	0	0	0	0	0	
Jan-19	0	0.00	0	0.00	0	0.00	0	0.00	0	0.00	0	0.000	0	0	0	0	0	0	1	1	1	1	1	1	
Feb-19	0	0.00	0	0.00	0	0.00	0	0.00	0	0.00	0	0.000	0	0	0	0	0	0	0	0	0	0	0	0	
Mar-19																									
Apr-19																									
May-19																									
Jun-19																									
Total	0	0.00	0	0.00	0	0.00	1	1.00	0	0.00	0	0.000	0	0	2	6	0	0	4	5	3	3	4	56	

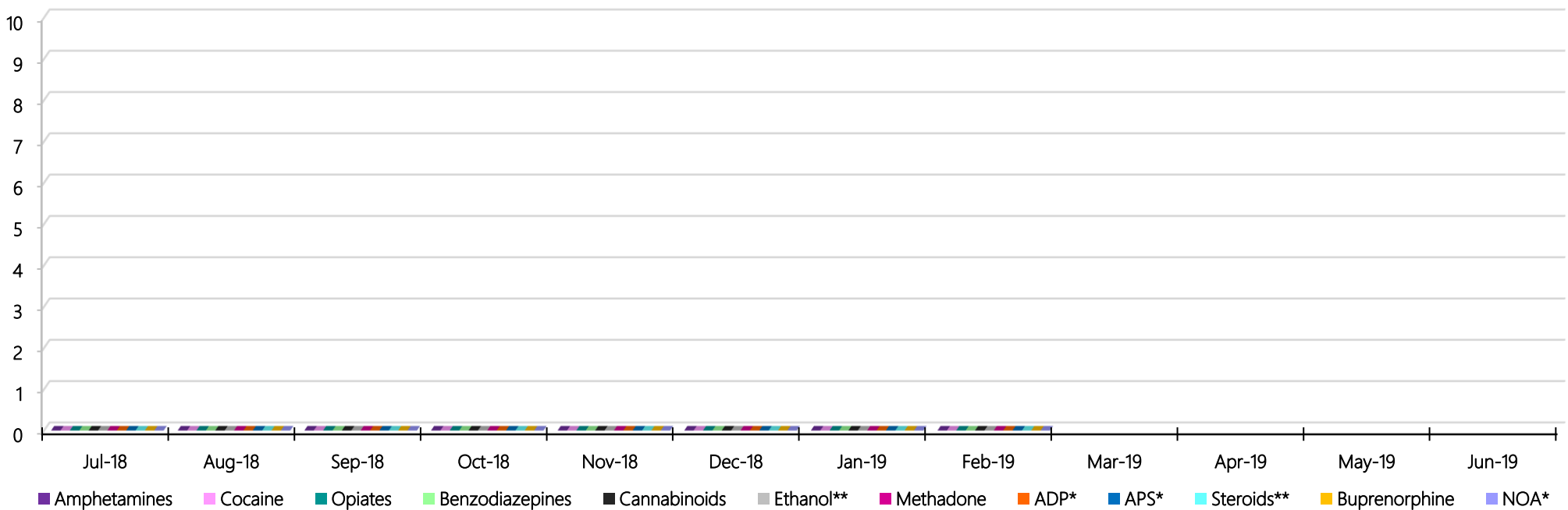
JLTC Targeted and Random General Urinalysis Positives & Equivalents - 2018-2019

JLTC Targeted and Random General Postives & Equivalents: 2018-2019 Percentage Rate



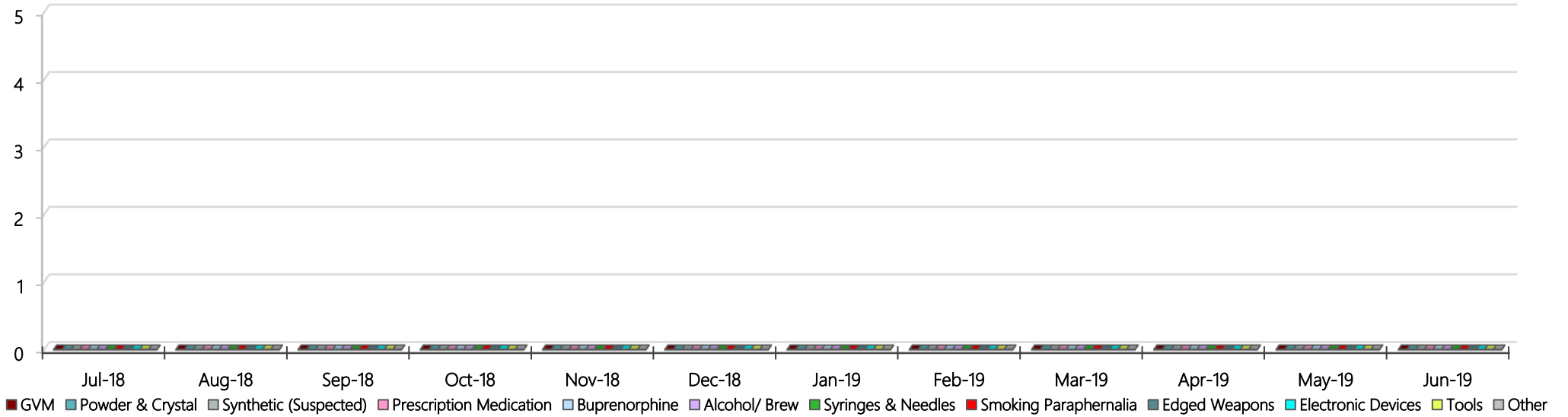
JLTC Positive Urinalysis Results by Drug Type - 2018-2019

JLTC Positive Urinalysis Results By Drug Type: 2018-2019



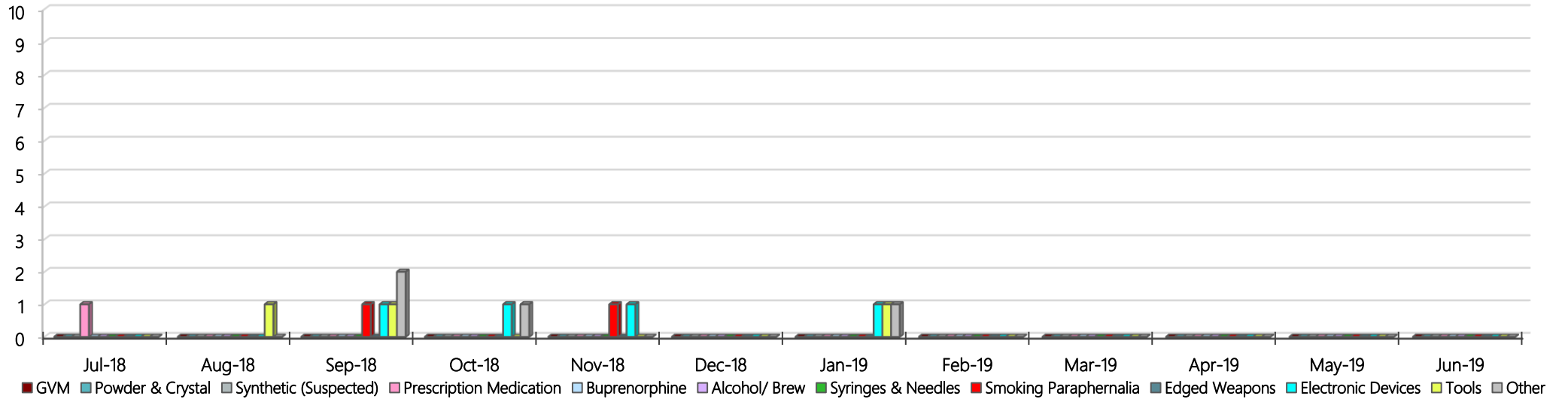
JLTC Count of Visitor Seizure Finds – Monthly 2018-2019

JLTC Count of Visitor Seizure Finds - Monthly 2018-2019



JLTC Count of Prisoner Seizure Finds – Monthly 2018-2019

JLTC Count of Prisoner Seizure Finds - Monthly 2018-2019



- PAGE LEFT BLANK INTENTIONALLY -