

# Corrections Victoria

2019 - 2020

## Drugs in Victorian Prisons Report

July 2019

Report on Prohibited Drug Use and  
Contraband Seized in Victorian Prisons

The System Performance Branch produces the Drugs in Victorian Prisons Report (DIVPR) each month to provide data pertaining to drug use – both illicit use and prescription misuse - and contraband seizures in Victorian prisons. The report is provided on a monthly basis, and is made available to selected stakeholders, such as the Assistant Commissioner Security and Intelligence Division, Deputy Commissioner Operations, General Manager Security and Emergency Services Group, General Manager Corrections Victoria Intelligence Unit, and Prison General Managers and Regional Directors. The report is designed to provide information for consideration of action, including the deployment of resources to detect and reduce drugs in Victorian prisons.

The DIVPR specifically compiles and presents data in the following areas:

- drug test results for Random General and Targeted testing,
- types of drugs identified through drug testing,
- seizures of contraband from visitors and prisoners

The first section of the DIVPR provides a statewide overview of the above data, with the second section providing location specific data. In a bid to include details of all drug test results from the preceding month, compilation does not commence until after the 15<sup>th</sup> day of the following month. Information is provided by Prison Intelligence Units (seizures), the Drug Strategy Support Team (drug metabolite breakdowns), as well as the Monitoring, Standards and Reporting Unit (Random General – SDO8 data).

There has been an amendment to the seizure category of “Syringes”, which has been renamed to “Syringes & Needles”, to capture needles modified for drug use.

As part of the commitment to reducing the volume of strip searches in the women's prisons, Corrections Victoria has implemented a 12-month trial of saliva testing, which commenced in March 2019. The trial has replaced the majority of urine testing with an initial saliva test at Dame Phyllis Frost Centre and Tarrengower Prison. Due to the need for confirmatory testing, any prisoner returning a positive result on a saliva swab will be directed to complete a urine test.

As of February 2019 Corrections Victoria amended its data reporting process relating to the types of drugs detected within the prison system to more efficiently report on Methamphetamines. Whilst the number of Methamphetamine positives is accurate, the number of Amphetamine positives may be over represented. This is due to Methamphetamine positives coming from the drug 'ICE' and Amphetamines also being present in the majority of these positives due to the way the drug is manufactured and how it metabolises within the body.

## Table of Contents

STATEWIDE OVERVIEW .....	5
Drug Test Results: 2019-2020.....	5
Graph of Targeted and Random General Drug Test Positives & Equivalents 2019-2020 .....	7
Targeted and Random General Drug Test Positives & Equivalents: 2019-2020.....	7
Location Muster against Drug Tests Collected and % Positive.....	9
DRUGS IDENTIFIED THROUGH DRUG TESTING .....	10
Positive Drug Test Results by Drug Type per Prison Location: July 2019 .....	10
Graph of Positive Drug Test Results: Drug Type by Prison: July 2019 .....	11
Year to Date Comparison - Current Financial Year and Previous Financial Years .....	12
Breakdown of Amphetamine & Opiate Drug Groups by Metabolite – 2019-2020.....	13
Positive by Location: YTD 2019-2020 .....	14
Percentage Positive by Location: YTD 2019-2020.....	15
Visitors – July 2019.....	16
Graphs of Seizures of Contraband: Visitors – July 2019 & YTD 2019-2020 .....	18
Graphs of Seizures of Contraband: Prisoners – July 2019 & YTD 2019-2020 .....	21
LOCATION SPECIFIC RESULTS .....	22
Barwon Prison.....	23
Melbourne Assessment Prison.....	28
Metropolitan Remand Centre .....	33
Port Phillip Prison .....	38
Dame Phyllis Frost Centre .....	43
Fulham Correctional Centre .....	48

Hopkins Correctional Centre.....	53
Karreenga (annex of Marngoneet) .....	58
Marngoneet Correctional Centre.....	63
Loddon Prison .....	68
Middleton (annex of Loddon) .....	73
Ravenhall Correctional Centre .....	78
Beechworth Correctional Centre.....	83
Dhurringile Prison.....	88
Langi Kal Kal Prison .....	93
Tarrengower Prison.....	98
Judy Lazarus Transition Centre .....	103

## STATEWIDE OVERVIEW

### Drug Test Results: 2019-2020

#### Random General Positive Rate

As at 15 August 2019, the number of Random General drug test samples collected in July was 1,067, of which 5.06% were positive. This is in comparison to the previous month, whereby 857 Random General tests were collected, of which 5.02% were positive.

- The following locations exceeded their Random General benchmark for the month of July 2019:
  - Barwon Prison,
  - Karreenga,
  - Loddon Prison, and
  - Metropolitan Remand Centre.
- The 2019-2020 Random General positive rate across all locations is 5.06%, with the following locations exceeding their benchmark for the year:
  - Barwon Prison,
  - Karreenga,
  - Loddon Prison, and
  - Metropolitan Remand Centre.

#### Targeted Positive Rate

The number of Targeted drug tests collected in July was 1,855 of which 8.41% were positive.

This is in comparison to the previous month, whereby 1,759 Targeted drug tests were collected, of which 9.55% were positive.

- The following locations had the highest Targeted positive rates for the month of July 2019:
  - Barwon Prison, and
  - Dame Phyllis Frost Centre.
- The 2019-2020 Targeted positive rate for all locations is 8.41%, with the following locations having the highest Targeted positive rates for the year:
  - Barwon Prison, and
  - Dame Phyllis Frost Centre.

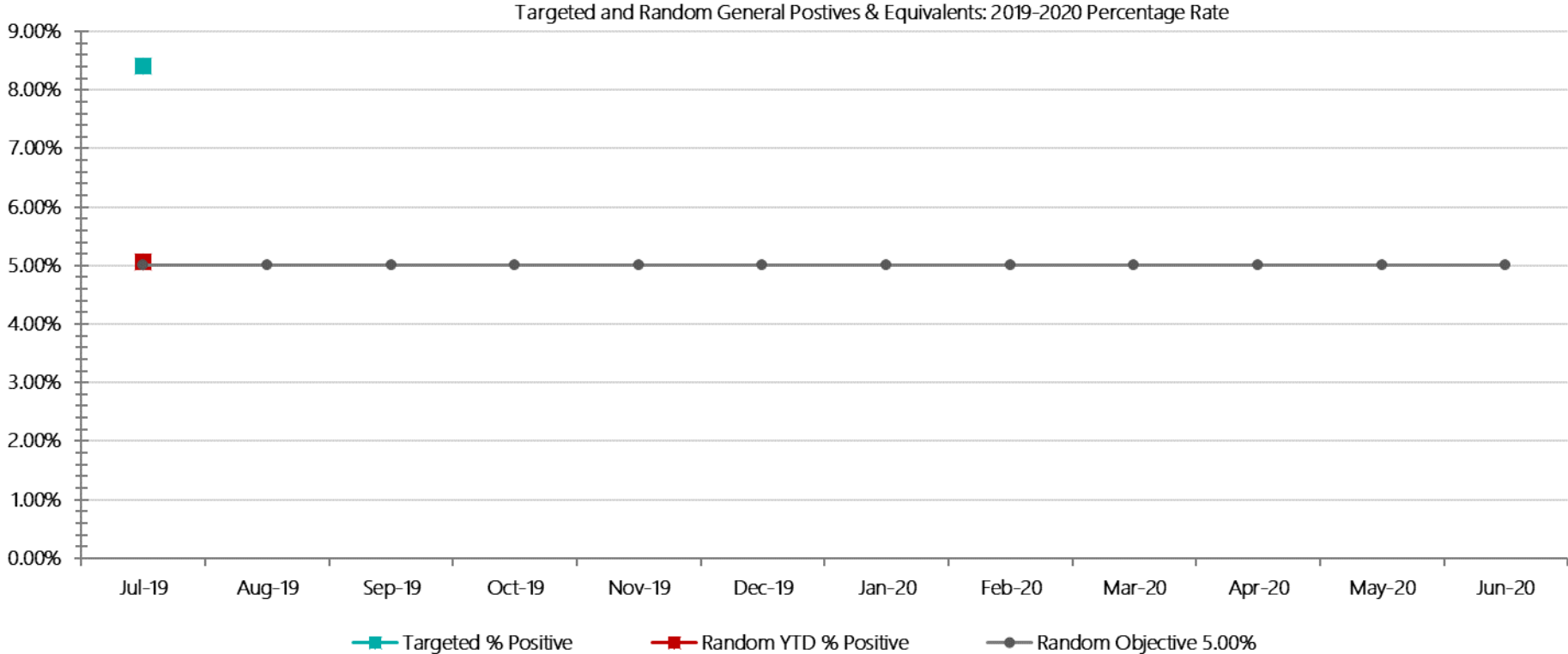
Targeted testing is used by intelligence officers to identify and intervene in use, and a high positive rate may therefore indicate well directed intelligence.

*Note: The Commissioner defines a Random General positive as positives, refusals, and unables found guilty at a GMDH, as well as interfered and adulterated results. Random General data is provided by the Monitoring, Standards and Reporting Unit, with adjustments reflected in the following reporting month. July data provided 15 August 2019.*

*Targeted and Positive Results by Drug Type are retrieved from PIMS by the System Performance Branch. July data retrieved 15 August 2019.*

TARGETED	Jul-19	Aug-19	Sep-19	Oct-19	Nov-19	Dec-19	Jan-20	Feb-20	Mar-20	Apr-20	May-20	Jun-20	YTD Av.
Barwon	14.77%												14.77%
MAP	7.06%												7.06%
MRC	9.32%												9.32%
PPP	10.06%												10.06%
DPFC	18.18%												18.18%
Fulham	9.82%												9.82%
Hopkins	13.64%												13.64%
Karreenga	9.09%												9.09%
Marngoneet	2.86%												2.86%
Loddon	10.98%												10.98%
Middleton	5.56%												5.56%
Ravenhall	5.87%												5.87%
Beechworth	0.00%												0.00%
Dhurringile	5.38%												5.38%
Langi Kal Kal	0.00%												0.00%
Tarregower	0.00%												0.00%
JLTC	0.00%												0.00%
<b>Targeted % Positive</b>	<b>8.41%</b>												<b>8.41%</b>
RANDOM - Benchmark	Jul-19	Aug-19	Sep-19	Oct-19	Nov-19	Dec-19	Jan-20	Feb-20	Mar-20	Apr-20	May-20	Jun-20	YTD
Barwon - 8.00%	13.56%												13.56%
MAP - 8.00%	3.33%												3.33%
MRC - 7.00%	14.29%												14.29%
PPP	6.25%												6.25%
DPFC - 7.25%	0.00%												0.00%
Fulham	0.00%												0.00%
Hopkins - 3.50%	1.92%												1.92%
Karreenga - 3.50%	4.55%												4.55%
Marngoneet - 6.50%	3.90%												3.90%
Loddon - 5.00%	8.47%												8.47%
Middleton - 4.00%	0.00%												0.00%
Ravenhall	5.14%												5.14%
Beechworth - 1.80%	0.00%												0.00%
Dhurringile - 3.50%	2.94%												2.94%
Langi Kal Kal - 1.50%	0.00%												0.00%
Tarregower - 1.50%	0.00%												0.00%
JLTC - 3.50%	0.00%												0.00%
<b>Random % Positive</b>	<b>5.06%</b>												<b>5.06%</b>
<b>Random YTD % Positive</b>	<b>5.06%</b>												<b>5.06%</b>
<i>Random Objective 5.00%</i>	<i>5.00%</i>	<i>5.00%</i>	<i>5.00%</i>	<i>5.00%</i>	<i>5.00%</i>	<i>5.00%</i>	<i>5.00%</i>	<i>5.00%</i>	<i>5.00%</i>	<i>5.00%</i>	<i>5.00%</i>	<i>5.00%</i>	

### Graph of Targeted and Random General Drug Test Positives & Equivalents 2019-2020



### Targeted and Random General Drug Test Positives & Equivalents: 2019-2020

Corrections Victoria	Jul-19	Aug-19	Sep-19	Oct-19	Nov-19	Dec-19	Jan-20	Feb-20	Mar-20	Apr-20	May-20	Jun-20	YTD Average	YTD Totals
Targeted - Tests Collected	1,847												1,847	1,847
Tested Positive	128												128	128
Refusal	13												13	13
Unable - Guilty	12												12	12
Interfered	1												1	1
Adulterated	2												2	2
Awaiting / Pending Results	8												8	8
Targeted - Effective Sample	1,855												1,855	1,855
Targeted % Positives and Equivalents	8.41%												8.41%	8.41%
Random General - Tests Collected	1,050												1,050	1,050
Tested Positive	37												37	37
Refusal	7												7	7
Unable - Guilty	9												9	9
Interfered	0												0	0
No test - No Valid Reason	1												1	1
Adulterated	0												0	0
Awaiting / Pending Results	5												5	5
Random General - Effective Sample	1,067												1,067	1,067
SDO8 Positives & Equivalents	54												5	54
% Failures for SDO8 - Monthly	5.06%												0.42%	
% Failures for SDO8 - YTD	5.06%													5.06%
Random Objective 5.00%	5.00%	5.00%	5.00%	5.00%	5.00%	5.00%	5.00%	5.00%	5.00%	5.00%	5.00%	5.00%		



### Location Muster against Drug Tests Collected and % Positive

This data compares the number of Targeted and Random General tests collected and the percentage of the prison population tested for the month in comparison to the previous month.

It further provides the percentage of positives for both the Targeted and Random General urinalysis testing regimes.

July 2019 - Location Muster Against Tests Collected Targeted & Random General										June 2019 - Location Muster Against Tests Collected Targeted & Random General				
		Targeted				Random General					Targeted		Random General	
Location	Average Monthly Muster	Targeted Tests Collected	% of Population	% Positive	Average No. of Tests YTD	Random General Tests Collected	% of Population	% Positive	Average No. of Tests YTD	Average Monthly Muster	Targeted Tests Collected	% Positive	Random General Tests Collected	% Positive
Barwon	398	149	37.44%	14.77%	30	54	13.57%	13.56%	11	408	129	11.63%	49	9.80%
MAP	199	85	42.71%	7.06%	17	29	14.57%	3.33%	6	211	102	12.75%	24	4.00%
MRC	904	161	17.81%	9.32%	32	128	14.16%	14.29%	26	903	128	10.94%	91	16.83%
PPP	1,040	308	29.62%	10.06%	62	63	6.06%	6.25%	13	1,058	317	11.36%	50	10.00%
DPFC	502	55	10.96%	18.18%	11	77	15.34%	0.00%	15	513	105	14.29%	63	0.00%
Fulham	865	224	25.90%	9.82%	45	76	8.79%	0.00%	15	860	195	5.64%	61	0.00%
Hopkins	702	22	3.13%	13.64%	4	104	14.81%	1.92%	21	693	23	17.39%	81	1.22%
Karreenga	289	44	15.22%	9.09%	9	42	14.53%	4.55%	8	289	24	29.17%	33	2.94%
Marngoneet	518	105	20.27%	2.86%	21	75	14.48%	3.90%	15	525	61	3.28%	60	1.64%
Loddon	394	82	20.81%	10.98%	16	59	14.97%	8.47%	12	394	96	9.38%	48	2.08%
Middleton	240	36	15.00%	5.56%	7	39	16.25%	0.00%	8	233	53	1.89%	28	3.45%
Ravenhall	1,202	375	31.20%	5.87%	75	174	14.48%	5.14%	35	1,202	412	9.71%	139	6.29%
Beechworth	175	43	24.57%	0.00%	9	27	15.43%	0.00%	5	166	27	0.00%	22	0.00%
Dhurringile	212	130	61.32%	5.38%	26	34	16.04%	2.94%	7	198	63	0.00%	26	3.85%
Langi Kal Kal	358	28	7.82%	0.00%	6	55	15.36%	0.00%	11	366	17	5.88%	46	0.00%
Tarrengower	66	7	10.61%	0.00%	1	10	15.15%	0.00%	2	67	7	0.00%	11	0.00%
JLTC	22	1	4.55%	0.00%	0	4	18.18%	0.00%	1	22	0	0.00%	4	0.00%
	8,086	1,855				1,050				8,108	1,759		836	

## Drugs Identified Through Drug Testing

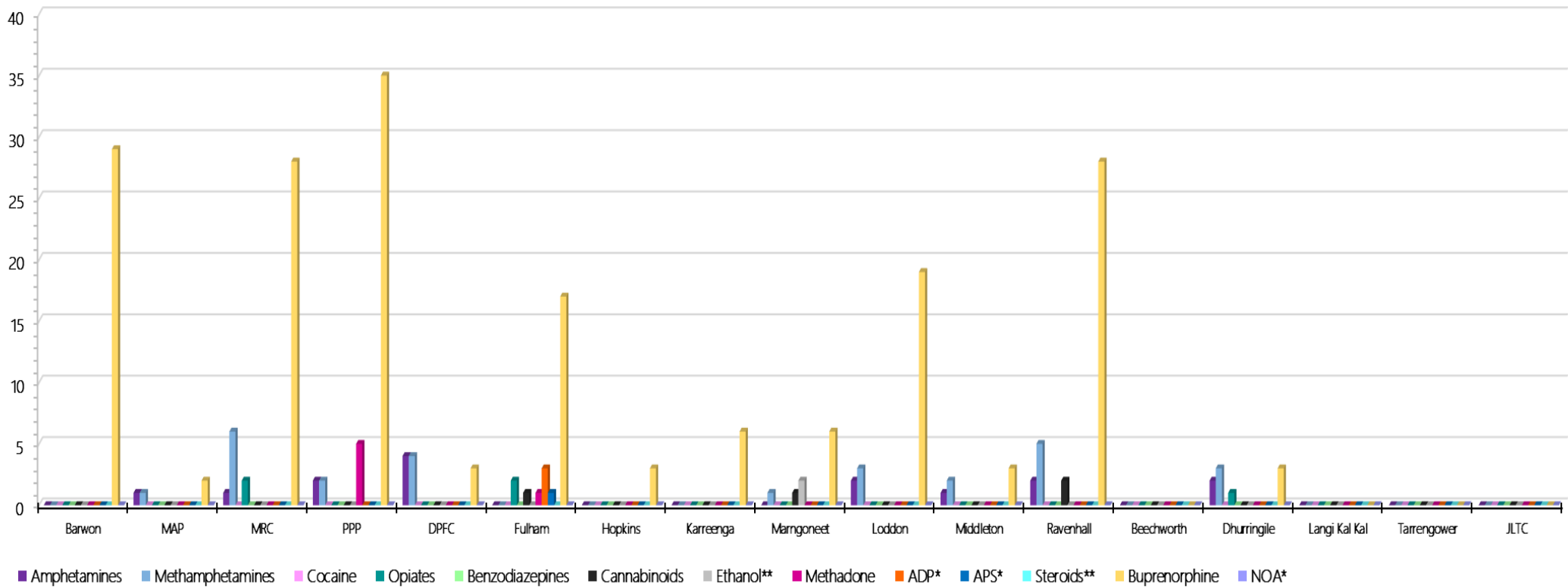
### Positive Drug Test Results by Drug Type per Prison Location: July 2019

July-19	Amphetamines	Methamphetamine	Cocaine	Opiates	Benzodiazepines	Cannabinoids	Ethanol**	Methadone	ADP*	APS*	Steroids**	Buprenorphine	NOA*	Total
Barwon	0	0	0	0	0	0	0	0	0	0	0	29	0	29
MAP	1	1	0	0	0	0	0	0	0	0	0	2	0	4
MRC	1	6	0	2	0	0	0	0	0	0	0	28	0	37
PPP	2	2	0	0	0	0	0	5	0	0	0	35	0	44
DPFC	4	4	0	0	0	0	0	0	0	0	0	3	0	11
Fulham	0	0	0	2	0	1	0	1	3	1	0	17	0	25
Hopkins	0	0	0	0	0	0	0	0	0	0	0	3	0	3
Karreenga	0	0	0	0	0	0	0	0	0	0	0	6	0	6
Marrngoneet	0	1	0	0	0	1	2	0	0	0	0	6	0	10
Loddon	2	3	0	0	0	0	0	0	0	0	0	19	0	24
Middleton	1	2	0	0	0	0	0	0	0	0	0	3	0	6
Ravenhall	2	5	0	0	0	2	0	0	0	0	0	28	0	37
Beechworth	0	0	0	0	0	0	0	0	0	0	0	0	0	0
Dhurringile	2	3	0	1	0	0	0	0	0	0	0	3	0	9
Langi Kal Kal	0	0	0	0	0	0	0	0	0	0	0	0	0	0
Tarngower	0	0	0	0	0	0	0	0	0	0	0	0	0	0
JLTC	0	0	0	0	0	0	0	0	0	0	0	0	0	0
<b>Total</b>	<b>15</b>	<b>27</b>	<b>0</b>	<b>5</b>	<b>0</b>	<b>4</b>	<b>2</b>	<b>6</b>	<b>3</b>	<b>1</b>	<b>0</b>	<b>182</b>	<b>0</b>	<b>245</b>
<b>%</b>	<b>6.12</b>	<b>11.02</b>	<b>0.00</b>	<b>2.04</b>	<b>0.00</b>	<b>1.63</b>	<b>0.82</b>	<b>2.45</b>	<b>1.22</b>	<b>0.41</b>	<b>0.00</b>	<b>74.29</b>	<b>0.00</b>	<b>100.00</b>
<i>PM Total</i>	<i>22</i>	<i>38</i>	<i>0</i>	<i>1</i>	<i>1</i>	<i>0</i>	<i>0</i>	<i>2</i>	<i>1</i>	<i>2</i>	<i>0</i>	<i>149</i>	<i>1</i>	<i>217</i>
<i>PM %</i>	<i>10.14</i>	<i>17.51</i>	<i>0.00</i>	<i>0.46</i>	<i>0.46</i>	<i>0.00</i>	<i>0.00</i>	<i>0.92</i>	<i>0.46</i>	<i>0.92</i>	<i>0.00</i>	<i>68.66</i>	<i>0.46</i>	<i>100.00</i>

*ADP\*, APS\* & NOA\* medication only included on standard testing panel for particular private prisons – remaining prisons can request inclusion  
Ethanol\*\* & Steroids\*\* – tested upon request*

## Graph of Positive Drug Test Results: Drug Type by Prison: July 2019

Positive Urinalysis Results By Drug Type Per Prison Location: July 19



ADP\*, APS\* & NOA\* medication only included on standard testing panel for particular private prisons – remaining prisons can request inclusion Ethanol\*\* & Steroids\*\* – tested upon request

## Drugs Identified Through Drug Testing

### Year to Date Comparison - Current Financial Year and Previous Financial Years

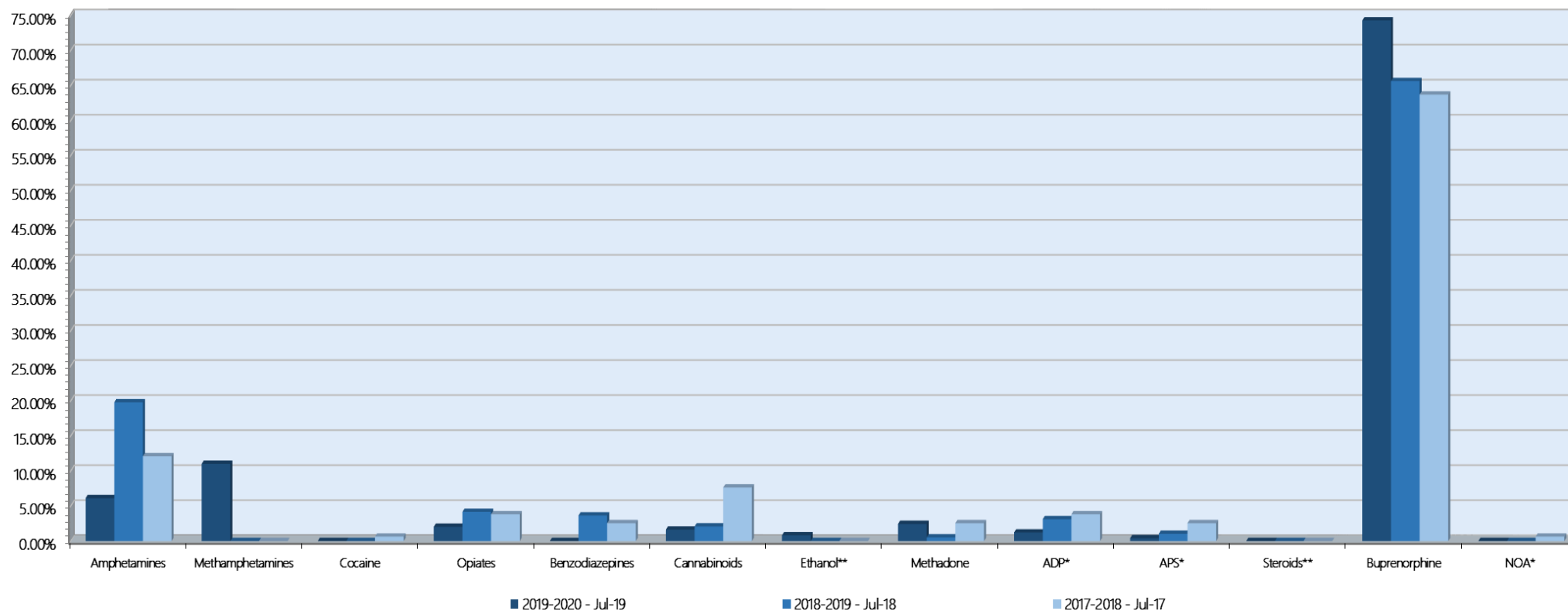
Positive by Drug Type	Amphetamines	Methamphetamines	Cocaine	Opiates	Benzodiazepines	Cannabinoids	Ethanol**	Methodone	ADP*	APS*	Steroids**	Buprenorphine	NOA*	Total
2019-2020 - Jul-19	15	27	0	5	0	4	2	6	3	1	0	182	0	245
2018-2019 - Jul-18	38	0	0	8	7	4	0	1	6	2	0	126	0	192
2017-2018 - Jul-17	19	0	1	6	4	12	0	4	6	4	0	100	1	157

% Positive by Drug Type	Amphetamines	Methamphetamines	Cocaine	Opiates	Benzodiazepines	Cannabinoids	Ethanol**	Methodone	ADP*	APS*	Steroids**	Buprenorphine	NOA*	Total
2019-2020 - Jul-19	6.12%	11.02%	0.00%	2.04%	0.00%	1.63%	0.82%	2.45%	1.22%	0.41%	0.00%	74.29%	0.00%	100.00%
2018-2019 - Jul-18	19.79%	0.00%	0.00%	4.17%	3.65%	2.08%	0.00%	0.52%	3.13%	1.04%	0.00%	65.63%	0.00%	100.00%
2017-2018 - Jul-17	12.10%	0.00%	0.64%	3.82%	2.55%	7.64%	0.00%	2.55%	3.82%	2.55%	0.00%	63.69%	0.64%	100.00%

*ADP\*, APS\* & NOA\* medication only included on standard testing panel for particular private prisons – remaining prisons can request inclusion*  
*Ethanol\*\* & Steroids\*\* – tested upon request*

Drugs Identified Through Drug Testing  
 Year to Date Comparison - Current Financial Year And Previous Financial Years



## Drugs Identified Through Testing

### Breakdown of Amphetamine & Opiate Drug Groups by Metabolite – 2019-2020

	Jul-19		Aug-19		Sep-19		Oct-19		Nov-19		Dec-19		Jan-20		Feb-20		Mar-20		Apr-20		May-20		Jun-20		2019-2020		
	Amphet	Meth	Amphet	Meth	Amphet	Meth	Amphet	Meth	Amphet	Meth	Amphet	Meth	Amphet	Meth	Amphet	Meth	Amphet	Meth	Amphet	Meth	Amphet	Meth	Amphet	Meth	Amphet	Meth	
Barwon	0	0																							0	0	
MAP	0	1																								0	1
MRC	0	6																								0	6
PPP	0	2																								0	2
DPFC	0	4																								0	4
Fulham	0	0																								0	0
Hopkins	0	0																								0	0
Karreenga	0	0																								0	0
Marmgoneet	0	1																								0	1
Loddon	0	3																								0	3
Middleton	0	2																								0	2
Ravenhall	0	5																								0	5
Beechworth	0	0																								0	0
Dhurringile	0	3																								0	3
Langi Kal Kal	0	0																								0	0
Tarrengower	0	0																								0	0
JLTC	0	0																								0	0
<b>Total</b>	<b>0</b>	<b>27</b>																								<b>0</b>	<b>27</b>

	Jul-19		Aug-19		Sep-19		Oct-19		Nov-19		Dec-19		Jan-20		Feb-20		Mar-20		Apr-20		May-20		Jun-20		2019-2020			
	Heroin	Morph	Heroin	Morph	Heroin	Morph	Heroin	Morph	Heroin	Morph	Heroin	Morph	Heroin	Morph	Heroin	Morph	Heroin	Morph	Heroin	Morph	Heroin	Morph	Heroin	Morph	Heroin	Morph		
Barwon	0	0																								0	0	
MAP	0	0																									0	0
MRC	0	2																									0	2
PPP	0	0																									0	0
DPFC	0	0																									0	0
Fulham	2	0																									2	0
Hopkins	0	0																									0	0
Karreenga	0	0																									0	0
Marmgoneet	0	0																									0	0
Loddon	0	0																									0	0
Middleton	0	0																									0	0
Ravenhall	0	0																									0	0
Beechworth	0	0																									0	0
Dhurringile	0	1																									0	1
Langi Kal Kal	0	0																									0	0
Tarrengower	0	0																									0	0
JLTC	0	0																									0	0
<b>Total</b>	<b>2</b>	<b>3</b>																									<b>2</b>	<b>3</b>

July data retrieved 15 August 2019. Results prepared in conjunction with Dorevitch pathology and in accordance with Australian testing methodology.

*Drugs Identified Through Testing  
Positive by Location: YTD 2019-2020*

YTD 19-20:	<i>Amphetamine</i>	<i>Methamphetamine</i>	<i>Cocaine</i>	<i>Opiates</i>	<i>Benzodiazepines</i>	<i>Cannabinoids</i>	<i>Ethanol **</i>	<i>Methadone</i>	<i>ADP*</i>	<i>APS*</i>	<i>Steroids**</i>	<i>Buprenorphine</i>	<i>NOA *</i>	<i>Total</i>
Barwon	0	0	0	0	0	0	0	0	0	0	0	29	0	29
MAP	1	1	0	0	0	0	0	0	0	0	0	2	0	4
MRC	1	6	0	2	0	0	0	0	0	0	0	28	0	37
PPP	2	2	0	0	0	0	0	5	0	0	0	35	0	44
DPFC	4	4	0	0	0	0	0	0	0	0	0	3	0	11
Fulham	0	0	0	2	0	1	0	1	3	1	0	17	0	25
Hopkins	0	0	0	0	0	0	0	0	0	0	0	3	0	3
Karreenga	0	0	0	0	0	0	0	0	0	0	0	6	0	6
Marngoneet	0	1	0	0	0	1	2	0	0	0	0	6	0	10
Loddon	2	3	0	0	0	0	0	0	0	0	0	19	0	24
Middleton	1	2	0	0	0	0	0	0	0	0	0	3	0	6
Ravenhall	2	5	0	0	0	2	0	0	0	0	0	28	0	37
Beechworth	0	0	0	0	0	0	0	0	0	0	0	0	0	0
Dhurringile	2	3	0	1	0	0	0	0	0	0	0	3	0	9
Langi Kal Kal	0	0	0	0	0	0	0	0	0	0	0	0	0	0
Tarrengower	0	0	0	0	0	0	0	0	0	0	0	0	0	0
JLTC	0	0	0	0	0	0	0	0	0	0	0	0	0	0
Current YTD Total	15	27	0	5	0	4	2	6	3	1	0	182	0	245
% Positive	6.12	11.02	0.00	2.04	0.00	1.63	0.82	2.45	1.22	0.41	0.00	74.29	0.00	100.00
Previous YTD Total	38	0	0	8	7	4	0	1	6	2	0	126	0	192
% Positive	19.79	0.00	0.00	4.17	3.65	2.08	0.00	0.52	3.13	1.04	0.00	65.63	0.00	100.00

*Drugs Identified Through Testing:  
Percentage Positive by Location: YTD 2019-2020*

Drug Type Percentage Positive by Location - 2019-2020														
Jul-19	Amphetamines	Methamphetamines	Cocaine	Opiates	Benzodiazepines	Cannabinoids	Ethanol**	Methadone	ADP*	APS*	Steroids**	Buprenorphine	NOA*	% of Total
Barwon	0.00%	0.00%	0.00%	0.00%	0.00%	0.00%	0.00%	0.00%	0.00%	0.00%	0.00%	15.93%	0.00%	11.84%
MAP	6.67%	3.70%	0.00%	0.00%	0.00%	0.00%	0.00%	0.00%	0.00%	0.00%	0.00%	1.10%	0.00%	1.63%
MRC	6.67%	22.22%	0.00%	40.00%	0.00%	0.00%	0.00%	0.00%	0.00%	0.00%	0.00%	15.38%	0.00%	15.10%
PPP	13.33%	7.41%	0.00%	0.00%	0.00%	0.00%	0.00%	83.33%	0.00%	0.00%	0.00%	19.23%	0.00%	17.96%
DPFC	26.67%	14.81%	0.00%	0.00%	0.00%	0.00%	0.00%	0.00%	0.00%	0.00%	0.00%	1.65%	0.00%	4.49%
Fulham	0.00%	0.00%	0.00%	40.00%	0.00%	25.00%	0.00%	16.67%	100.00%	100.00%	0.00%	9.34%	0.00%	10.20%
Hopkins	0.00%	0.00%	0.00%	0.00%	0.00%	0.00%	0.00%	0.00%	0.00%	0.00%	0.00%	1.65%	0.00%	1.22%
Karreenga	0.00%	0.00%	0.00%	0.00%	0.00%	0.00%	0.00%	0.00%	0.00%	0.00%	0.00%	3.30%	0.00%	2.45%
Marngoneet	0.00%	3.70%	0.00%	0.00%	0.00%	25.00%	100.00%	0.00%	0.00%	0.00%	0.00%	3.30%	0.00%	4.08%
Loddon	13.33%	11.11%	0.00%	0.00%	0.00%	0.00%	0.00%	0.00%	0.00%	0.00%	0.00%	10.44%	0.00%	9.80%
Middleton	6.67%	7.41%	0.00%	0.00%	0.00%	0.00%	0.00%	0.00%	0.00%	0.00%	0.00%	1.65%	0.00%	2.45%
Ravenhall	13.33%	18.52%	0.00%	0.00%	0.00%	50.00%	0.00%	0.00%	0.00%	0.00%	0.00%	15.38%	0.00%	15.10%
Beechworth	0.00%	0.00%	0.00%	0.00%	0.00%	0.00%	0.00%	0.00%	0.00%	0.00%	0.00%	0.00%	0.00%	0.00%
Dhurringile	13.33%	11.11%	0.00%	20.00%	0.00%	0.00%	0.00%	0.00%	0.00%	0.00%	0.00%	1.65%	0.00%	3.67%
Langi Kal Kal	0.00%	0.00%	0.00%	0.00%	0.00%	0.00%	0.00%	0.00%	0.00%	0.00%	0.00%	0.00%	0.00%	0.00%
Tarrengower	0.00%	0.00%	0.00%	0.00%	0.00%	0.00%	0.00%	0.00%	0.00%	0.00%	0.00%	0.00%	0.00%	0.00%
JLTC	0.00%	0.00%	0.00%	0.00%	0.00%	0.00%	0.00%	0.00%	0.00%	0.00%	0.00%	0.00%	0.00%	0.00%
<b>All Prisons YTD</b>	<b>15</b>	<b>27</b>	<b>0</b>	<b>5</b>	<b>0</b>	<b>4</b>	<b>2</b>	<b>6</b>	<b>3</b>	<b>1</b>	<b>0</b>	<b>182</b>	<b>0</b>	<b>245</b>
<b>% Positive</b>	<b>6.12%</b>	<b>11.02%</b>	<b>0.00%</b>	<b>2.04%</b>	<b>0.00%</b>	<b>1.63%</b>	<b>0.82%</b>	<b>2.45%</b>	<b>1.22%</b>	<b>0.41%</b>	<b>0.00%</b>	<b>74.29%</b>	<b>0.00%</b>	<b>100.00%</b>

## Seizures of Contraband by Item Type

### Visitors – July 2019

Visitors	GVM		Powder & Crystal		Synthetic (Suspected)		Prescription Medication		Buprenorphine		Alcohol & Home Brew		Syringes & Needles		Smoking Paraphernalia		Edged Weapons		Electronic Devices		Tools		Other	
	Finds	Gms	Finds	Gms	Finds	Gms	Finds	Qty	Finds	Qty	Finds	Ltrs	Finds	Qty	Finds	Qty	Finds	Qty	Finds	Qty	Finds	Qty	Finds	Qty
Barwon	0	0.00	0	0.00	0	0.00	0	0.00	0	0.00	0	0.000	0	0	0	0	0	0	0	0	0	0	0	0
MAP	0	0.00	0	0.00	0	0.00	0	0.00	0	0.00	0	0.000	0	0	0	0	0	0	0	0	0	0	0	0
MRC	0	0.00	1	1.00	0	0.00	1	3.00	2	3.10	0	0.000	2	11	4	5	1	3	0	0	2	3	4	7
PPP	0	0.00	1	2.00	0	0.00	0	0.00	3	158.00	0	0.000	1	4	0	0	0	0	0	0	0	0	0	0
DPFC	0	0.00	0	0.00	0	0.00	0	0.00	0	0.00	0	0.000	0	0	0	0	0	0	0	0	0	0	0	0
Fulham	0	0.00	0	0.00	0	0.00	0	0.00	0	0.00	0	0.000	0	0	1	4	0	0	0	0	0	0	0	0
Hopkins	0	0.00	0	0.00	0	0.00	0	0.00	0	0.00	0	0.000	0	0	0	0	0	0	0	0	0	0	0	0
Karreenga	0	0.00	0	0.00	0	0.00	0	0.00	0	0.00	0	0.000	0	0	0	0	0	0	0	0	0	0	0	0
Margoneet	0	0.00	0	0.00	0	0.00	0	0.00	0	0.00	0	0.000	0	0	1	1	0	0	0	0	0	0	1	2
Loddon	0	0.00	0	0.00	0	0.00	0	0.00	0	0.00	0	0.000	0	0	0	0	0	0	0	0	0	0	0	0
Middleton	0	0.00	0	0.00	0	0.00	0	0.00	0	0.00	0	0.000	0	0	0	0	0	0	0	0	0	0	0	0
Ravenhall	2	22.09	2	2.62	0	0.00	2	8.00	1	5.00	0	0.000	0	0	3	12	2	2	0	0	1	6	0	0
Beechworth	0	0.00	0	0.00	0	0.00	0	0.00	0	0.00	0	0.000	0	0	0	0	0	0	0	0	0	0	0	0
Dhurringile	0	0.00	0	0.00	0	0.00	0	0.00	0	0.00	0	0.000	0	0	0	0	0	0	0	0	0	0	0	0
Langi Kal Kal	0	0.00	0	0.00	0	0.00	0	0.00	0	0.00	0	0.000	0	0	0	0	0	0	0	0	0	0	0	0
Tarngower	0	0.00	0	0.00	0	0.00	0	0.00	0	0.00	0	0.000	0	0	0	0	0	0	0	0	0	0	1	1
JLTC	0	0.00	0	0.00	0	0.00	0	0.00	0	0.00	0	0.000	0	0	0	0	0	0	0	0	0	0	0	0
<i>Current Month</i>	2	22.09	4	5.62	0	0.00	3	11.00	6	166.10	0	0.000	3	15	9	22	3	5	0	0	3	9	6	10
<i>Previous Month</i>	7	39.32	9	11.40	1	100.00	3	5.00	1	0.10	0	0.000	1	10	8	9	3	5	0	0	1	2	5	26

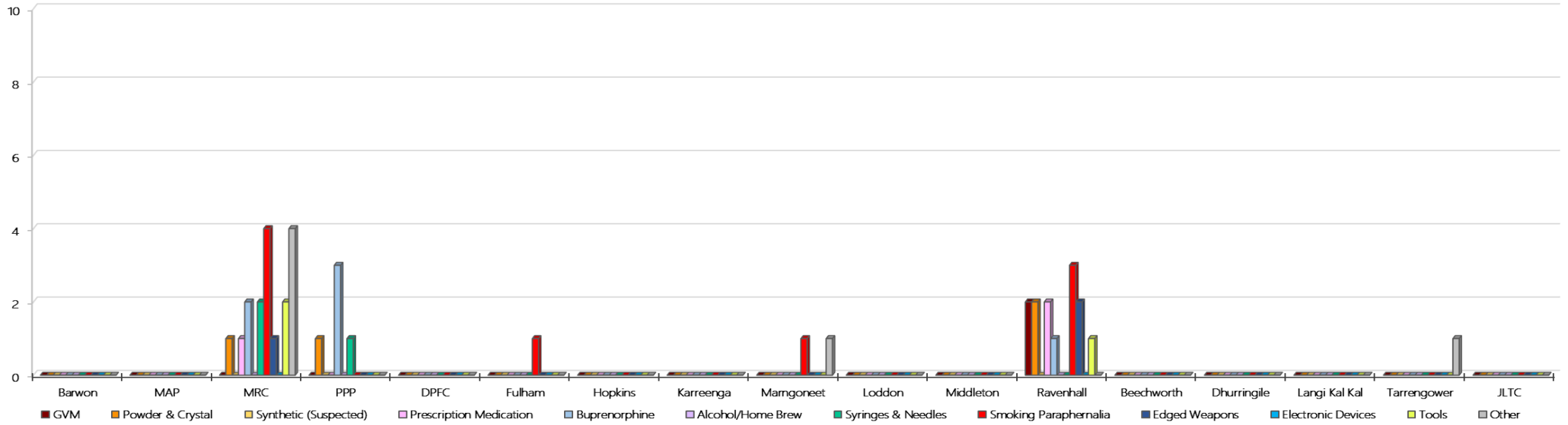


## Seizures of Contraband: Visitors - YTD 2019-2020

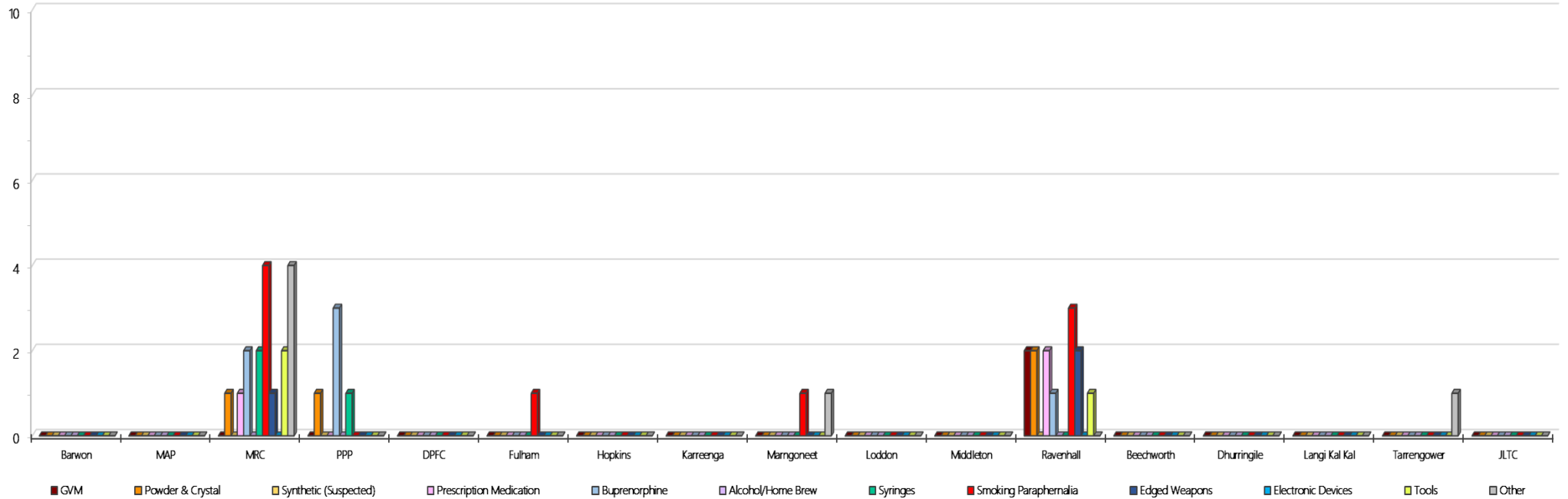
Visitors	GVM		Powder & Crystal		Synthetic (Suspected)		Prescription Medication		Buprenorphine		Alcohol & Home Brew		Syringes & Needles		Smoking Paraphernalia		Edged Weapons		Electronic Devices		Tools		Other		
	Finds	Gms	Finds	Gms	Finds	Gms	Finds	Qty	Finds	Qty	Finds	Ltrs	Finds	Qty	Finds	Qty	Finds	Qty	Finds	Qty	Finds	Qty	Finds	Qty	
Barwon	0	0.00	0	0.00	0	0.00	0	0.00	0	0.00	0	0.000	0	0	0	0	0	0	0	0	0	0	0	0	0
MAP	0	0.00	0	0.00	0	0.00	0	0.00	0	0.00	0	0.000	0	0	0	0	0	0	0	0	0	0	0	0	0
MRC	0	0.00	1	1.00	0	0.00	1	3.00	2	3.10	0	0.000	2	11	4	5	1	3	0	0	2	3	4	7	
PPP	0	0.00	1	2.00	0	0.00	0	0.00	3	158.00	0	0.000	1	4	0	0	0	0	0	0	0	0	0	0	0
DPFC	0	0.00	0	0.00	0	0.00	0	0.00	0	0.00	0	0.000	0	0	0	0	0	0	0	0	0	0	0	0	0
Fulham	0	0.00	0	0.00	0	0.00	0	0.00	0	0.00	0	0.000	0	0	1	4	0	0	0	0	0	0	0	0	0
Hopkins	0	0.00	0	0.00	0	0.00	0	0.00	0	0.00	0	0.000	0	0	0	0	0	0	0	0	0	0	0	0	0
Karreenga	0	0.00	0	0.00	0	0.00	0	0.00	0	0.00	0	0.000	0	0	0	0	0	0	0	0	0	0	0	0	0
Marmgoneet	0	0.00	0	0.00	0	0.00	0	0.00	0	0.00	0	0.000	0	0	1	1	0	0	0	0	0	0	1	2	
Loddon	0	0.00	0	0.00	0	0.00	0	0.00	0	0.00	0	0.000	0	0	0	0	0	0	0	0	0	0	0	0	0
Middleton	0	0.00	0	0.00	0	0.00	0	0.00	0	0.00	0	0.000	0	0	0	0	0	0	0	0	0	0	0	0	0
Ravenhall	2	22.09	2	2.62	0	0.00	2	8.00	1	5.00	0	0.000	0	0	3	12	2	2	0	0	1	6	0	0	
Beechworth	0	0.00	0	0.00	0	0.00	0	0.00	0	0.00	0	0.000	0	0	0	0	0	0	0	0	0	0	0	0	0
Dhurringile	0	0.00	0	0.00	0	0.00	0	0.00	0	0.00	0	0.000	0	0	0	0	0	0	0	0	0	0	0	0	0
Langi Kal Kal	0	0.00	0	0.00	0	0.00	0	0.00	0	0.00	0	0.000	0	0	0	0	0	0	0	0	0	0	0	0	0
Tarrengower	0	0.00	0	0.00	0	0.00	0	0.00	0	0.00	0	0.000	0	0	0	0	0	0	0	0	0	0	1	1	
JLTC	0	0.00	0	0.00	0	0.00	0	0.00	0	0.00	0	0.000	0	0	0	0	0	0	0	0	0	0	0	0	0
YTD: July-19	2	22.09	4	5.62	0	0.00	3	11.00	6	166.10	0	0.000	3	15	9	22	3	5	0	0	3	9	6	10	
YTD: July-18	3	3.00	2	0.40	0	0.00	3	23.00	1	5.00	0	0.000	5	9	6	8	1	1	0	0	0	0	10	160	

## Graphs of Seizures of Contraband: Visitors – July 2019 & YTD 2019-2020

Visitor Seizure Find Count - July 2019



Visitor Seizure Find Count - YTD 2019-2020



## Seizures of Contraband: Prisoners – July 2019

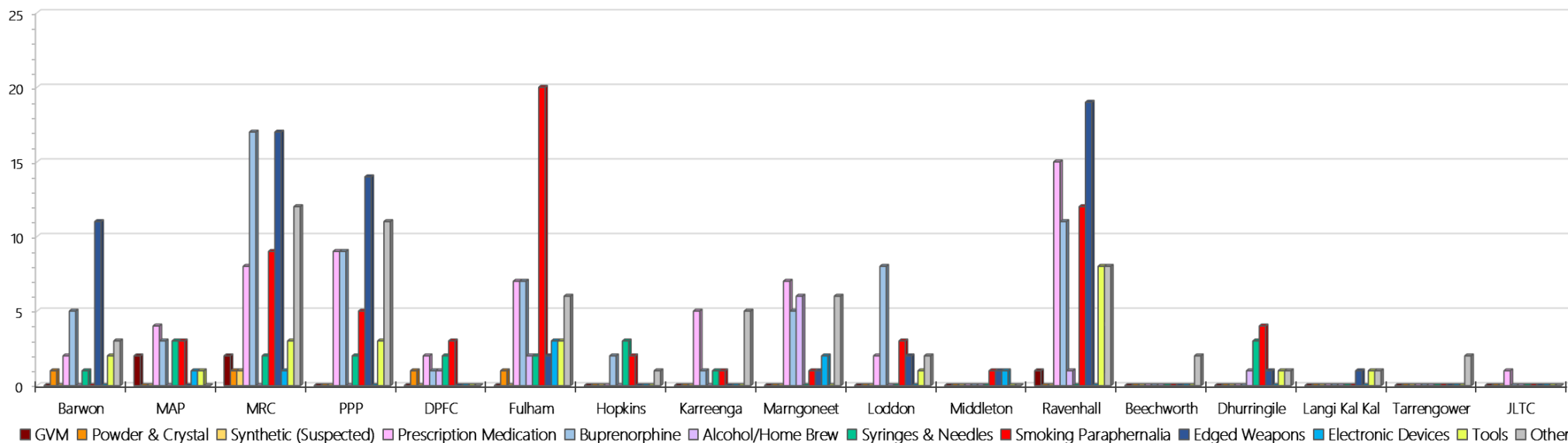
Prisoners	GVM		Powder & Crystal		Synthetic (Suspected)		Prescription Medication		Buprenorphine		Alcohol & Home Brew		Syringes & Needles		Smoking Paraphernalia		Edged Weapons		Electronic Devices		Tools		Other	
	July 19	Finds	Gms	Finds	Gms	Finds	Gms	Finds	Qty	Finds	Qty	Finds	Ltrs	Finds	Qty	Finds	Qty	Finds	Qty	Finds	Qty	Finds	Qty	Finds
Barwon	0	0.00	1	11.80	0	0.00	2	7.50	5	12.90	0	0.000	1	1	0	0	11	13	0	0	2	4	3	4
MAP	2	12.40	0	0.00	0	0.00	4	38.00	3	26.10	0	0.000	3	6	3	4	0	0	1	1	1	1	0	0
MRC	2	0.20	1	1.00	1	0.50	8	19.00	17	0.40	0	0.000	2	2	9	18	17	23	1	1	3	5	12	15
PPP	0	0.00	0	0.00	0	0.00	9	29.50	9	34.30	0	0.000	2	2	5	7	14	15	0	0	3	3	11	16
DPFC	0	0.00	1	2.10	0	0.00	2	7.00	1	1.00	1	1.000	2	31	3	3	0	0	0	0	0	0	0	0
Fulham	0	0.00	1	0.01	0	0.00	7	21.50	7	4.00	2	2.000	2	2	20	103	2	3	3	3	3	4	6	7
Hopkins	0	0.00	0	0.00	0	0.00	0	0.00	2	0.30	0	0.000	3	3	2	10	0	0	0	0	0	0	1	1
Karreenga	0	0.00	0	0.00	0	0.00	5	20.00	1	1.00	0	0.000	1	1	1	1	0	0	0	0	0	0	5	15
Mamgoneet	0	0.00	0	0.00	0	0.00	7	10.50	5	2.40	6	68.000	0	0	1	1	1	1	2	2	0	0	6	11
Loddon	0	0.00	0	0.00	0	0.00	2	39.00	8	9.60	0	0.000	0	0	3	5	2	2	0	0	1	2	2	4
Middleton	0	0.00	0	0.00	0	0.00	0	0.00	0	0.00	0	0.000	0	0	1	1	1	1	1	1	0	0	0	0
Ravenhall	1	3.76	0	0.00	0	0.00	15	192.00	11	15.00	1	1.000	0	0	12	16	19	37	0	0	8	35	8	30
Beechworth	0	0.00	0	0.00	0	0.00	0	0.00	0	0.00	0	0.000	0	0	0	0	0	0	0	0	0	0	2	6
Dhurringile	0	0.00	0	0.00	0	0.00	0	0.00	0	0.00	1	3.000	3	3	4	8	1	1	0	0	1	4	1	1
Langi Kal Kal	0	0.00	0	0.00	0	0.00	0	0.00	0	0.00	0	0.000	0	0	0	0	1	2	0	0	1	1	1	1
Tarrengower	0	0.00	0	0.00	0	0.00	0	0.00	0	0.00	0	0.000	0	0	0	0	0	0	0	0	0	0	2	1.1
JLTC	0	0.00	0	0.00	0	0.00	1	18.00	0	0.00	0	0.000	0	0	0	0	0	0	0	0	0	0	0	0
<b>Current Month</b>	<b>5</b>	<b>16.36</b>	<b>4</b>	<b>14.91</b>	<b>1</b>	<b>0.50</b>	<b>62</b>	<b>402.00</b>	<b>69</b>	<b>107.00</b>	<b>11</b>	<b>75.000</b>	<b>19</b>	<b>51</b>	<b>64</b>	<b>177</b>	<b>69</b>	<b>98</b>	<b>8</b>	<b>8</b>	<b>23</b>	<b>59</b>	<b>60</b>	<b>112.1</b>
<i>Previous Month</i>	<i>4</i>	<i>5.50</i>	<i>13</i>	<i>25.63</i>	<i>0</i>	<i>0.00</i>	<i>48</i>	<i>173.75</i>	<i>59</i>	<i>149.65</i>	<i>24</i>	<i>47.150</i>	<i>13</i>	<i>13</i>	<i>72</i>	<i>128</i>	<i>43</i>	<i>53</i>	<i>6</i>	<i>7</i>	<i>25</i>	<i>44</i>	<i>67</i>	<i>101</i>

*Seizures of Contraband: Prisoners – YTD 2019-2020*

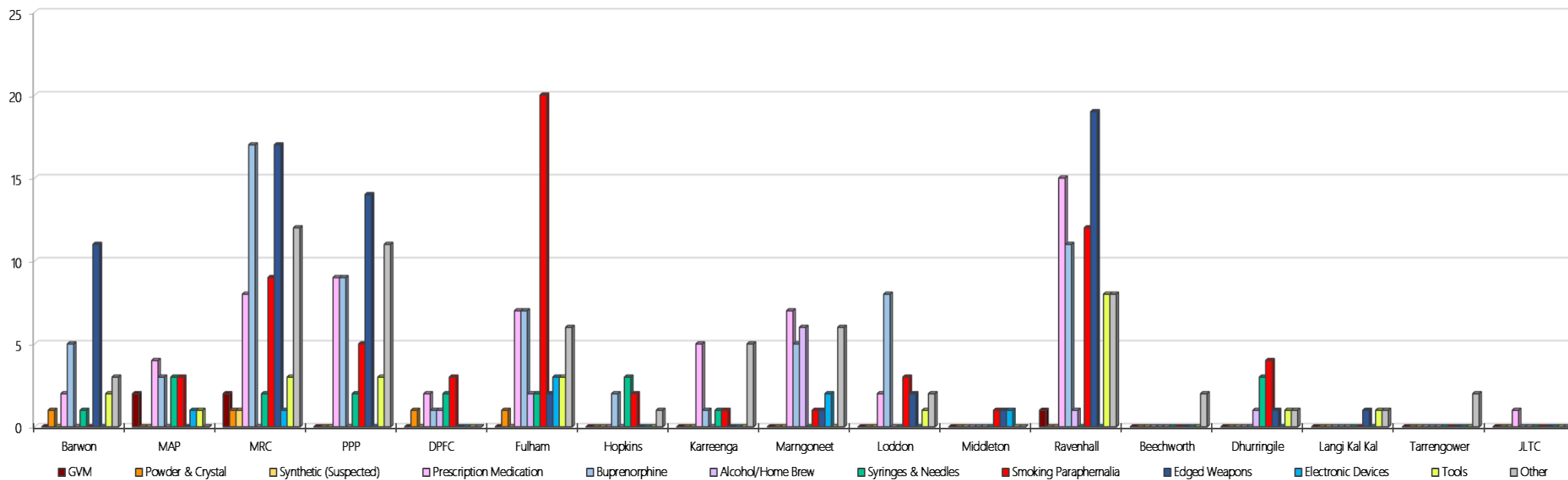
Prisoners	GVM		Powder & Crystal		Synthetic (Suspected)		Prescription Medication		Buprenorphine		Alcohol & Home Brew		Syringes & Needles		Smoking Paraphernalia		Edged Weapons		Electronic Devices		Tools		Other		
	Finds	Gms	Finds	Gms	Finds	Gms	Finds	Qty	Finds	Qty	Finds	Ltrs	Finds	Qty	Finds	Qty	Finds	Qty	Finds	Qty	Finds	Qty	Finds	Qty	
2019-2020																									
Barwon	0	0.00	1	11.80	0	0.00	2	7.50	5	12.90	0	0.000	1	1	0	0	11	13	0	0	2	4	3	4	
MAP	2	12.40	0	0.00	0	0.00	4	38.00	3	26.10	0	0.000	3	6	3	4	0	0	1	1	1	1	0	0	
MRC	2	0.20	1	1.00	1	0.50	8	19.00	17	0.40	0	0.000	2	2	9	18	17	23	1	1	3	5	12	15	
PPP	0	0.00	0	0.00	0	0.00	9	29.50	9	34.30	0	0.000	2	2	5	7	14	15	0	0	3	3	11	16	
DPFC	0	0.00	1	2.10	0	0.00	2	7.00	1	1.00	1	1.000	2	31	3	3	0	0	0	0	0	0	0	0	
Fulham	0	0.00	1	0.01	0	0.00	7	21.50	7	4.00	2	2.000	2	2	20	103	2	3	3	3	3	4	6	7	
Hopkins	0	0.00	0	0.00	0	0.00	0	0.00	2	0.30	0	0.000	3	3	2	10	0	0	0	0	0	0	1	1	
Karreenga	0	0.00	0	0.00	0	0.00	5	20.00	1	1.00	0	0.000	1	1	1	1	0	0	0	0	0	0	5	15	
Marngoneet	0	0.00	0	0.00	0	0.00	7	10.50	5	2.40	6	68.000	0	0	1	1	1	1	2	2	0	0	6	11	
Loddon	0	0.00	0	0.00	0	0.00	2	39.00	8	9.60	0	0.000	0	0	3	5	2	2	0	0	1	2	2	4	
Middleton	0	0.00	0	0.00	0	0.00	0	0.00	0	0.00	0	0.000	0	0	1	1	1	1	1	1	0	0	0	0	
Ravenhall	1	3.76	0	0.00	0	0.00	15	192.00	11	15.00	1	1.000	0	0	12	16	19	37	0	0	8	35	8	30	
Beechworth	0	0.00	0	0.00	0	0.00	0	0.00	0	0.00	0	0.000	0	0	0	0	0	0	0	0	0	0	2	6	
Dhurringile	0	0.00	0	0.00	0	0.00	0	0.00	0	0.00	1	3.000	3	3	4	8	1	1	0	0	1	4	1	1	
Langi Kal Kal	0	0.00	0	0.00	0	0.00	0	0.00	0	0.00	0	0.000	0	0	0	0	1	2	0	0	1	1	1	1	
Tarrengower	0	0.00	0	0.00	0	0.00	0	0.00	0	0.00	0	0.000	0	0	0	0	0	0	0	0	0	0	2	1	
JLTC	0	0.00	0	0.00	0	0.00	1	18.00	0	0.00	0	0.000	0	0	0	0	0	0	0	0	0	0	0	0	
YTD: July-19	5	16.36	4	14.91	1	0.50	62	402.00	69	107.00	11	75.000	19	51	64	177	69	98	8	8	23	59	60	112	
YTD: July-18	6	70.05	20	236.74	0	0.00	93	508.25	42	48.60	31	74.175	18	47	100	761	66	93	23	66	59	95	71	183	

### Graphs of Seizures of Contraband: Prisoners – July 2019 & YTD 2019-2020

Prisoner Seizure Find Count - July 2019



Prisoner Seizure Find Count - YTD 2019-2020



## LOCATION SPECIFIC RESULTS

*Note: Random General data is provided by the Monitoring, Standards and Reporting Unit, with adjustments reflected in the following reporting month. July data provided 15 August 2019. Targeted and Positive Results by Drug Type are retrieved from PIMS by the System Performance Branch. July data retrieved 15 August 2019. Data graphically represented is sourced from the preceding tables.*

## Barwon Prison

### Targeted and Random General Drug Test Results: 2019-2020

Barwon	Jul-19	Aug-19	Sep-19	Oct-19	Nov-19	Dec-19	Jan-20	Feb-19	Mar-20	Apr-20	May-20	Jun-20	Average	Totals
Effective Sample - Targeted	149												149	149
Targeted Positives	19												19	19
Refusal	0												0	0
Unable	2												2	2
Interfered	0												0	0
Adulterated	1												1	1
Targeted % Tested Positive	14.77%												14.77%	14.77%
Awaiting / Pending Results	0												0	0
Targeted Residual	1												1	1
Random tests collected	54												54	54
Tested Positive	3												3	3
Refusal (guilty)	4												4	4
Unable (not guilty)	0												0	0
Unable (guilty)	0												0	0
Interfered (guilty)	0												0	0
No test (valid reason)	2												2	2
No test (no valid reason)	1												1	1
Adulterated	0												0	0
Awaiting / Pending Results	0												0	0
Random Residual (PIMS URAR030)	0													0
Effective Sample - Random General	59												59	59
% Tested positive	5.08%												5.08%	
% Prisoner guilty, positive equivalents	6.78%												6.78%	
% Total prisoner fails	11.86%												11.86%	
% No test without valid reason	1.69%												1.69%	
Random General Benchmark 8.00%	8.00%	8.00%	8.00%	8.00%	8.00%	8.00%	8.00%	8.00%	8.00%	8.00%	8.00%	8.00%	YTD	
% Failures for SDO	13.56%												13.56%	

*Barwon - Drugs Identified Through Testing by Drug Type: 2019-2020*

Barwon	Amphetamines	Methamphetamines	Cocaine	Opiates	Benzodiazepines	Cannabinoids	Ethanol**	Methodone	ADP*	APS*	Steroids**	Buprenorphine	NOA*	Total
Jul-19	0	0	0	0	0	0	0	0	0	0	0	29	0	29
Aug-19														
Sep-19														
Oct-19														
Nov-19														
Dec-19														
Jan-20														
Feb-20														
Mar-20														
Apr-20														
May-20														
Jun-20														
Barwon YTD	0	0	0	0	0	0	0	0	0	0	0	29	0	29
All Prisons YTD	15	27	0	5	0	4	2	6	3	1	0	182	0	245
Barwon % of Total	0.00%	0.00%	0.00%	0.00%	0.00%	0.00%	0.00%	0.00%	0.00%	0.00%	0.00%	15.93%	0.00%	11.84%

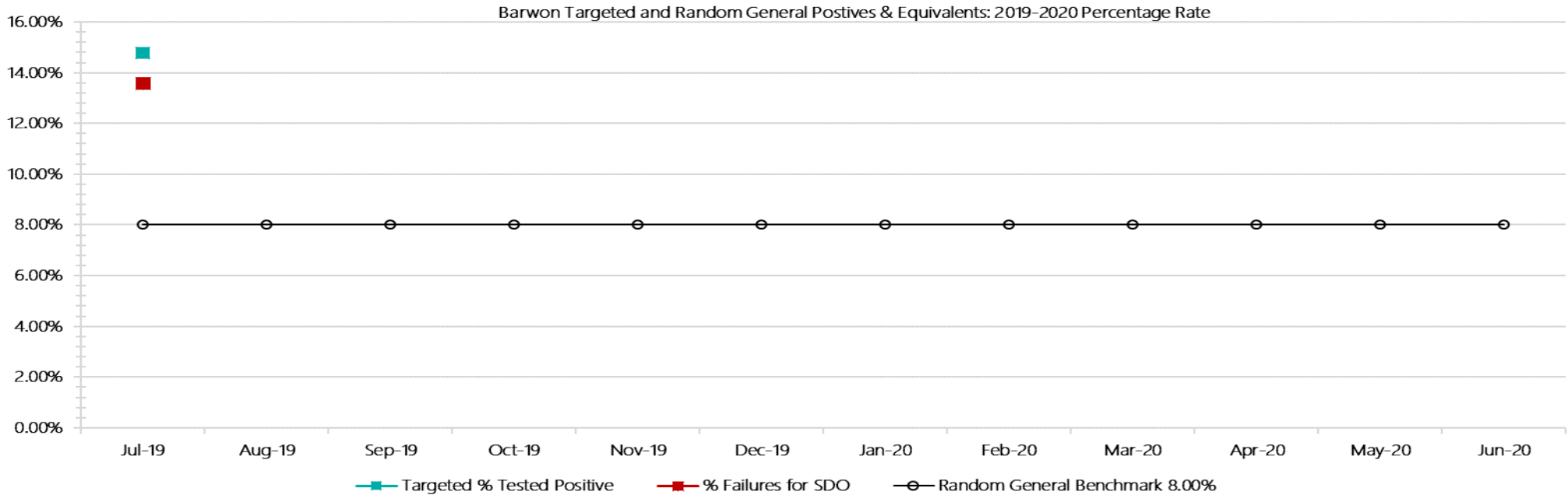


*Barwon Seizures of Contraband: Visitors & Prisoners: 2019-2020*

Visitors	GVM		Powder & Crystal		Synthetic (Suspected)		Prescription Medication		Buprenorphine		Alcohol/Home Brew		Syringes & Needles		Smoking Paraphernalia		Edged Weapons		Electronic Devices		Tools		Other	
	Finds	Gms	Finds	Gms	Finds	Gms	Finds	Qty	Finds	Qty	Finds	Ltrs	Finds	Qty	Finds	Qty	Finds	Qty	Finds	Qty	Finds	Qty	Finds	Qty
Barwon	0	0.00	0	0.00	0	0.00	0	0.00	0	0.00	0	0.000	0	0	0	0	0	0	0	0	0	0	0	0
Jul-19	0	0.00	0	0.00	0	0.00	0	0.00	0	0.00	0	0.000	0	0	0	0	0	0	0	0	0	0	0	0
Aug-19																								
Sep-19																								
Oct-19																								
Nov-19																								
Dec-19																								
Jan-20																								
Feb-20																								
Mar-20																								
Apr-20																								
May-20																								
Jun-20																								
Total	0	0.00	0	0.00	0	0.00	0	0.00	0	0.00	0	0.000	0	0	0	0	0	0	0	0	0	0	0	0

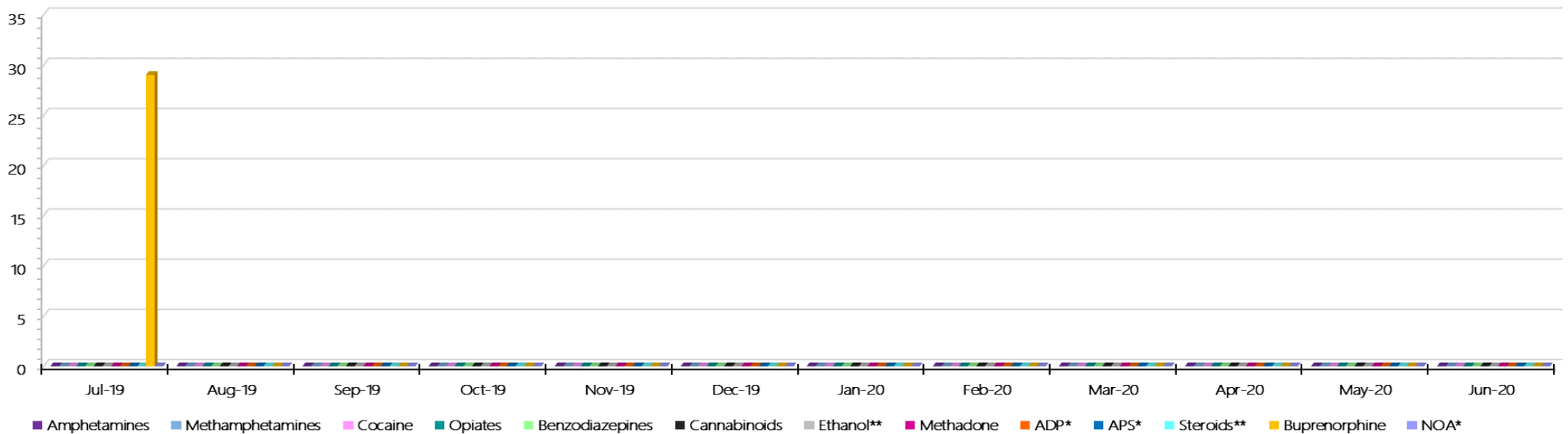
Prisoners	GVM		Powder & Crystal		Synthetic (Suspected)		Prescription Medication		Buprenorphine		Alcohol & Home Brew		Syringes & Needles		Smoking Paraphernalia		Edged Weapons		Electronic Devices		Tools		Other	
	Finds	Gms	Finds	Gms	Finds	Gms	Finds	Qty	Finds	Qty	Finds	Ltrs	Finds	Qty	Finds	Qty	Finds	Qty	Finds	Qty	Finds	Qty	Finds	Qty
Barwon	0	0.00	1	11.80	0	0.00	2	7.50	5	12.90	0	0.000	1	1	0	0	11	13	0	0	2	4	3	4
Jul-19	0	0.00	1	11.80	0	0.00	2	7.50	5	12.90	0	0.000	1	1	0	0	11	13	0	0	2	4	3	4
Aug-19																								
Sep-19																								
Oct-19																								
Nov-19																								
Dec-19																								
Jan-20																								
Feb-20																								
Mar-20																								
Apr-20																								
May-20																								
Jun-20																								
Total	0	0.00	1	11.80	0	0.00	2	7.50	5	12.90	0	0.000	1	1	0	0	11	13	0	0	2	4	3	4

### Barwon Targeted and Random General Drug Test Positives & Equivalents: 2019-2020



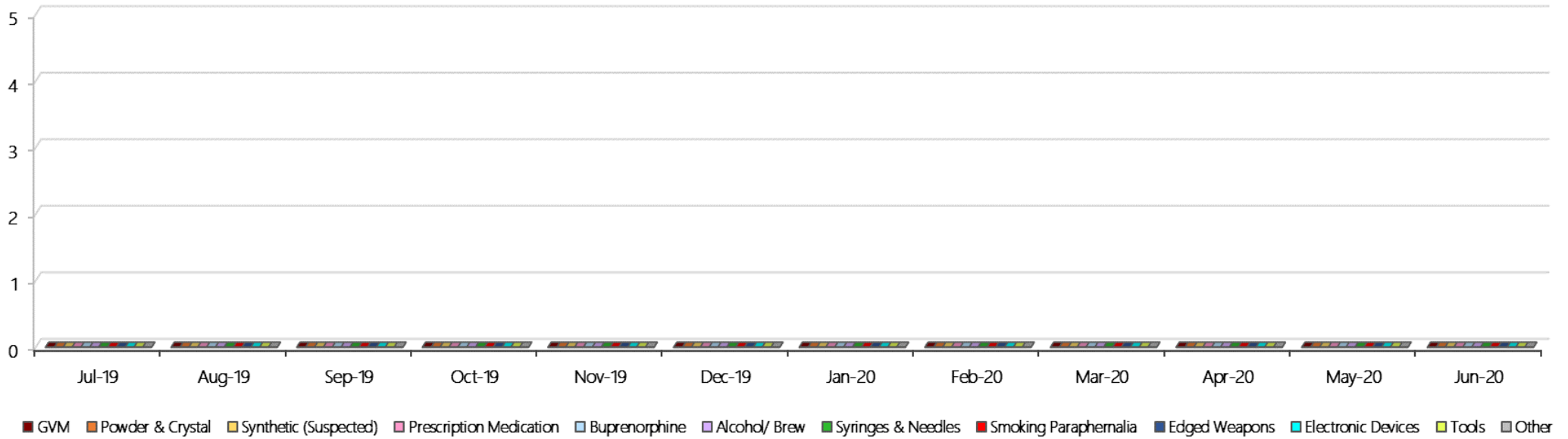
### Barwon Positive Drug Test Results by Drug Type: 2019-2020

Barwon Positive Test Results By Drug Type: 2019-2020



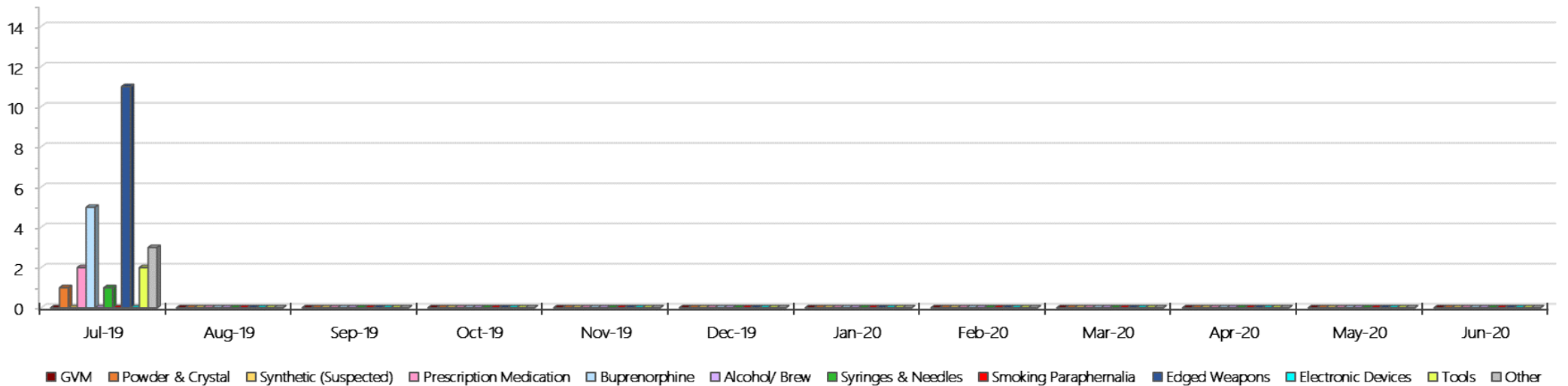
### Barwon Count of Visitor Seizures Finds: 2019-2020

Barwon Count of Visitor Seizure Finds - 2019-2020



### Barwon Count of Prisoner Seizure Finds: 2019-2020

Barwon Count of Prisoner Seizure Finds - 2019-2020



## Melbourne Assessment Prison

### Targeted and Random General Drug Test Results: 2019-2020

Melbourne Assessment Prison	Jul-19	Aug-19	Sep-19	Oct-19	Nov-19	Dec-19	Jan-20	Feb-19	Mar-20	Apr-20	May-20	Jun-20	Average	Totals
Effective Sample - Targeted	85												85	85
Targeted Positives	3												3	3
Refusal	2												2	2
Unable	1												1	1
Interfered	0												0	0
Adulterated	0												0	0
Targeted % Tested Positive	7.06%												7.06%	7.06%
Awaiting / Pending Results	2												2	2
Targeted Residual	0												0	0
Random tests collected	29												29	29
Tested Positive	0												0	0
Refusal (guilty)	0												0	0
Unable (not guilty)	0												0	0
Unable (guilty)	1												1	1
Interfered (guilty)	0												0	0
No test (valid reason)	5												5	5
No test (no valid reason)	0												0	0
Adulterated	0												0	0
Awaiting / Pending Results	0												0	0
Random Residual (PIMS URAR030)	0												0	0
Effective Sample - Random General	30												30	30
% Tested positive	0.00%												0.00%	
% Prisoner guilty, positive equivalents	3.33%												3.33%	
% Total prisoner fails	3.33%												3.33%	
% No test without valid reason	0.00%												0.00%	
Random General Benchmark 8.00%	8.00%	8.00%	8.00%	8.00%	8.00%	8.00%	8.00%	8.00%	8.00%	8.00%	8.00%	8.00%	YTD	
% Failures for SDO	3.33%												3.33%	

Melbourne Assessment Prison - Drugs Identified Through Testing by Drug Type: 2019-2020

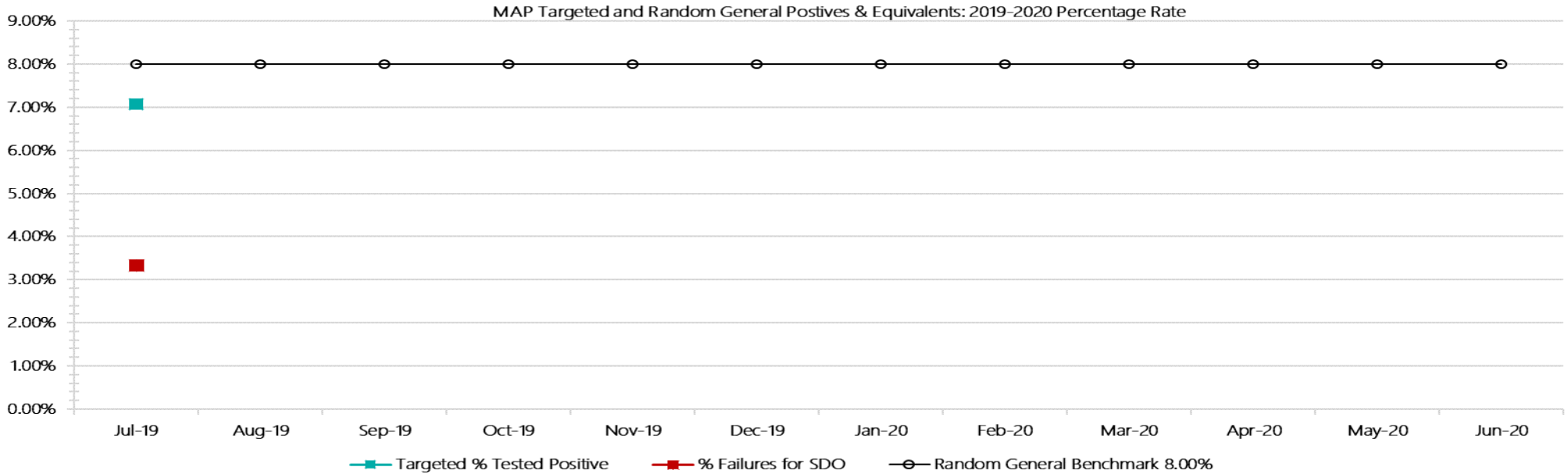
MAP	Amphetamines	Methamphetamines	Cocaine	Opiates	Benzodiazepines	Cannabinoids	Ethanol**	Methodone	ADP*	APS*	Steroids**	Buprenorphine	NOA*	Total
Jul-19	1	1	0	0	0	0	0	0	0	0	0	2	0	4
Aug-19														
Sep-19														
Oct-19														
Nov-19														
Dec-19														
Jan-20														
Feb-20														
Mar-20														
Apr-20														
May-20														
Jun-20														
MAP YTD	1	1	0	0	0	0	0	0	0	0	0	2	0	4
All Prisons YTD	15	27	0	5	0	4	2	6	3	1	0	182	0	245
MAP % of Total	6.67%	3.70%	0.00%	0.00%	0.00%	0.00%	0.00%	0.00%	0.00%	0.00%	0.00%	1.10%	0.00%	1.63%

Melbourne Assessment Prison Seizures of Contraband: Visitors & Prisoners: 2019-2020

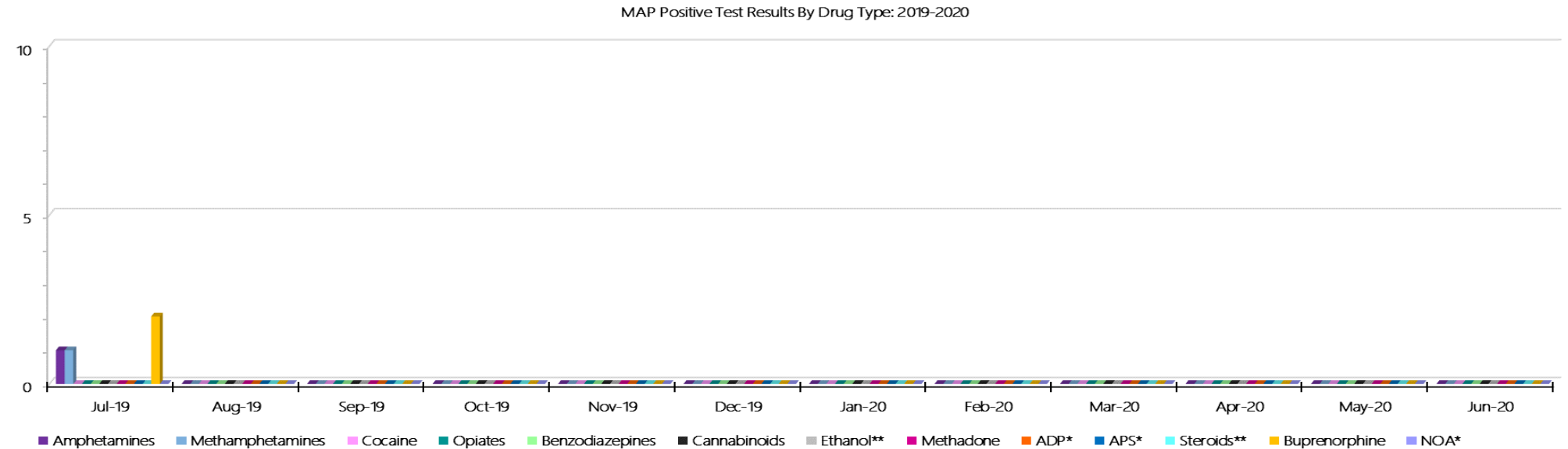
Visitors	GVM		Powder & Crystal		Synthetic (Suspected)		Prescription Medication		Buprenorphine		Alcohol & Home Brew		Syringes & Needles		Smoking Paraphernalia		Edged Weapons		Electronic Devices		Tools		Other		
	Finds	Gms	Finds	Gms	Finds	Gms	Finds	Qty	Finds	Qty	Finds	Ltrs	Finds	Qty	Finds	Qty	Finds	Qty	Finds	Qty	Finds	Qty	Finds	Qty	
MAP																									
Jul-19	0	0.00	0	0.00	0	0.00	0	0.00	0	0.00	0	0.000	0	0	0	0	0	0	0	0	0	0	0	0	
Aug-19																									
Sep-19																									
Oct-19																									
Nov-19																									
Dec-19																									
Jan-20																									
Feb-20																									
Mar-20																									
Apr-20																									
May-20																									
Jun-20																									
Total	0	0.00	0	0.00	0	0.00	0	0.00	0	0.00	0	0.000	0	0	0	0	0	0	0	0	0	0	0	0	

Prisoners	GVM		Powder & Crystal		Synthetic (Suspected)		Prescription Medication		Buprenorphine		Alcohol & Home Brew		Syringes & Needles		Smoking Paraphernalia		Edged Weapons		Electronic Devices		Tools		Other	
	Finds	Gms	Finds	Gms	Finds	Gms	Finds	Qty	Finds	Qty	Finds	Ltrs	Finds	Qty	Finds	Qty	Finds	Qty	Finds	Qty	Finds	Qty	Finds	Qty
MAP																								
Jul-19	2	12.40	0	0.00	0	0.00	4	38.00	3	26.10	0	0.000	3	6	3	4	0	0	1	1	1	1	0	0
Aug-19																								
Sep-19																								
Oct-19																								
Nov-19																								
Dec-19																								
Jan-20																								
Feb-20																								
Mar-20																								
Apr-20																								
May-20																								
Jun-20																								
Total	2	12.40	0	0.00	0	0.00	4	38.00	3	26.10	0	0.000	3	6	3	4	0	0	1	1	1	1	0	0

### Melbourne Assessment Prison Targeted and Random General Urinalysis Positives & Equivalents: 2019-2020

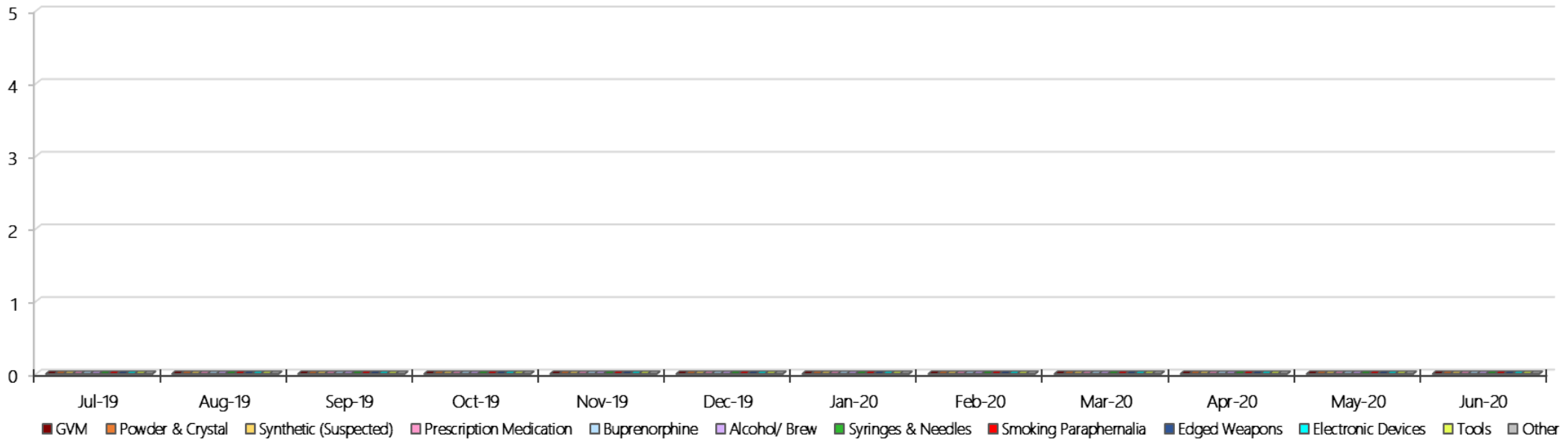


### Melbourne Assessment Prison Positive Test Results by Drug Type: 2019-2020



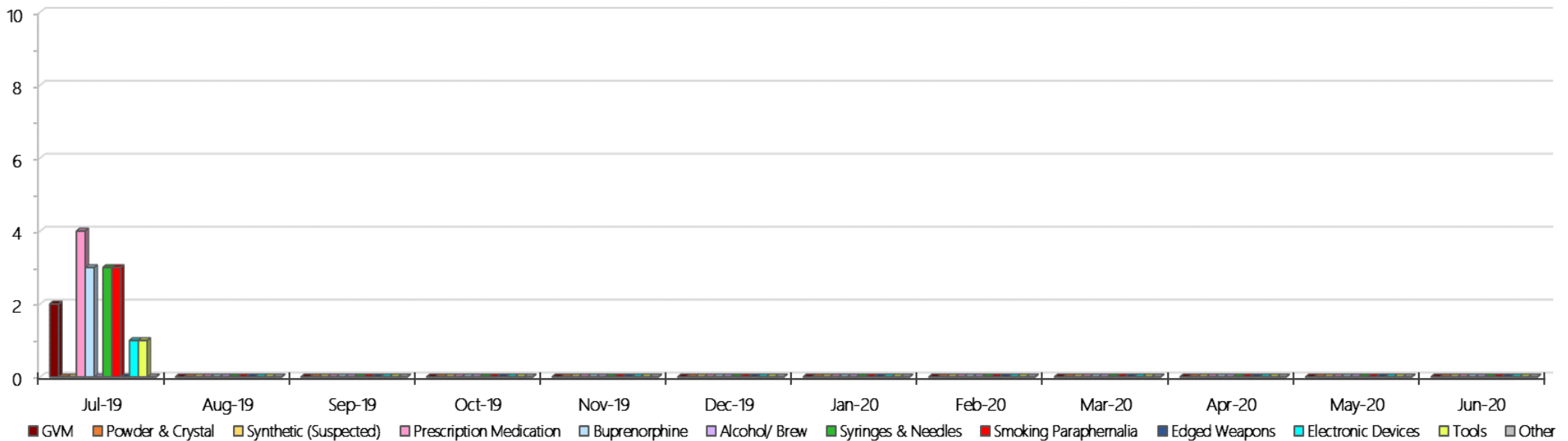
### Melbourne Assessment Prison Count of Visitor Seizures Finds: 2019-2020

MAP Count of Visitor Seizure Finds - 2019-2020



*Melbourne Assessment Prison Count of Prisoner Seizure Finds: 2019-2020*

MAP Count of Prisoner Seizure Finds - 2019-2020





## Metropolitan Remand Centre

### Targeted and Random General Drug Test Results: 2019-2020

Metropolitan Remand Centre	Jul-19	Aug-19	Sep-19	Oct-19	Nov-19	Dec-19	Jan-20	Feb-19	Mar-20	Apr-20	May-20	Jun-20	Average	Totals
Effective Sample - Targeted	161												161	161
Targeted Positives	14												14	14
Refusal	0												0	0
Unable	1												1	1
Interfered	0												0	0
Adulterated	0												0	0
Targeted % Tested Positive	9.32%												9.32%	9.32%
Awaiting / Pending Results	1												1	1
Targeted Residual	1												1	1
Random tests collected	128												128	128
Tested Positive	14												14	14
Refusal (guilty)	0												0	0
Unable (not guilty)	0												0	0
Unable (guilty)	5												5	5
Interfered (guilty)	0												0	0
No test (valid reason)	7												7	7
No test (no valid reason)	0												0	0
Adulterated	0												0	0
Awaiting / Pending Results	0												0	0
Random Residual (PIMS URAR030)	0												0	0
Effective Sample - Random General	133												133	133
% Tested positive	10.53%												10.53%	
% Prisoner guilty, positive equivalents	3.76%												3.76%	
% Total prisoner fails	14.29%												14.29%	
% No test without valid reason	0.00%												0.00%	
Random General Benchmark 7.00%	7.00%	7.00%	7.00%	7.00%	7.00%	7.00%	7.00%	7.00%	7.00%	7.00%	7.00%	7.00%	YTD	
% Failures for SDO	14.29%												14.29%	

*Metropolitan Remand Centre - Drugs Identified Through Testing by Drug Type: 2019-2020*

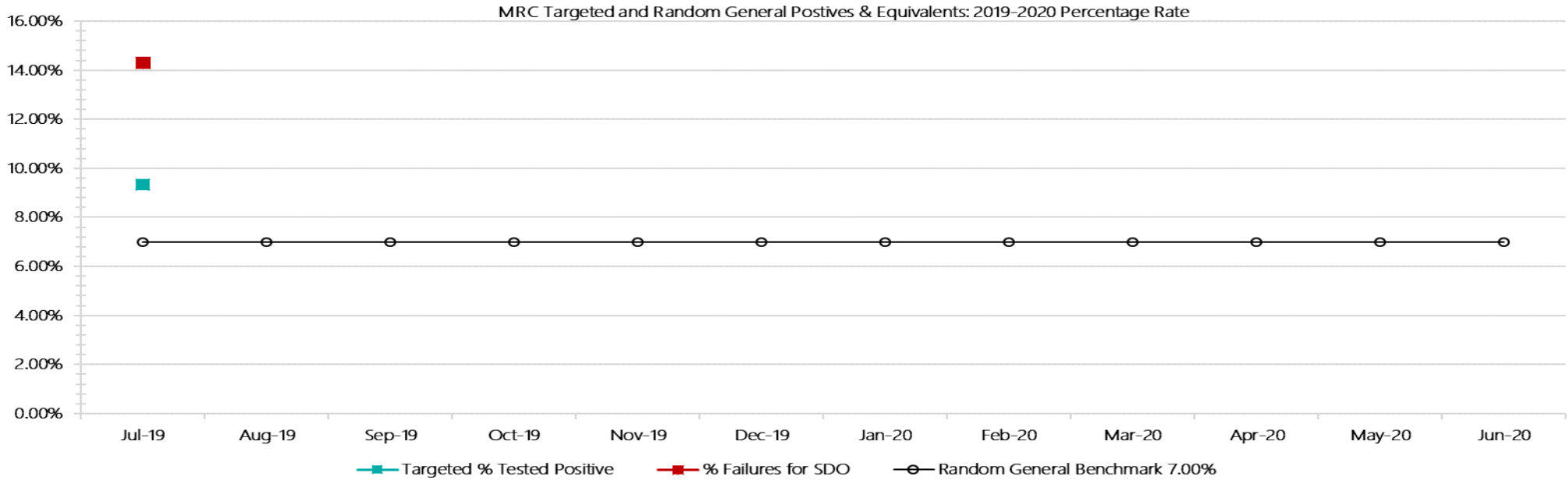
MRC	Amphetamines	Methamphetamines	Cocaine	Opiates	Benzodiazepines	Cannabinoids	Ethanol**	Methodone	ADP*	APS*	Steroids**	Buprenorphine	NOA*	Total
Jul-19	1	6	0	2	0	0	0	0	0	0	0	28	0	37
Aug-19														
Sep-19														
Oct-19														
Nov-19														
Dec-19														
Jan-20														
Feb-20														
Mar-20														
Apr-20														
May-20														
Jun-20														
<b>MRC YTD</b>	<b>1</b>	<b>6</b>	<b>0</b>	<b>2</b>	<b>0</b>	<b>0</b>	<b>0</b>	<b>0</b>	<b>0</b>	<b>0</b>	<b>0</b>	<b>28</b>	<b>0</b>	<b>37</b>
<i>All Prisons YTD</i>	<i>15</i>	<i>27</i>	<i>0</i>	<i>5</i>	<i>0</i>	<i>4</i>	<i>2</i>	<i>6</i>	<i>3</i>	<i>1</i>	<i>0</i>	<i>182</i>	<i>0</i>	<i>245</i>
<i>MRC % of Total</i>	<i>6.67%</i>	<i>22.22%</i>	<i>0.00%</i>	<i>40.00%</i>	<i>0.00%</i>	<i>0.00%</i>	<i>0.00%</i>	<i>0.00%</i>	<i>0.00%</i>	<i>0.00%</i>	<i>0.00%</i>	<i>15.38%</i>	<i>0.00%</i>	<i>15.10%</i>

*Metropolitan Remand Centre Seizures of Contraband: Visitors & Prisoners: 2019-2020*

Visitors	GVM		Powder & Crystal		Synthetic (Suspected)		Prescription Medication		Buprenorphine		Alcohol & Home Brew		Syringes & Needles		Smoking Paraphernalia		Edged Weapons		Electronic Devices		Tools		Other	
	Finds	Gms	Finds	Gms	Finds	Gms	Finds	Qty	Finds	Qty	Finds	Ltrs	Finds	Qty	Finds	Qty	Finds	Qty	Finds	Qty	Finds	Qty	Finds	Qty
MRC																								
Jul-19	0	0.00	1	1.00	0	0.00	1	3.00	2	3.10	0	0.000	2	11	4	5	1	3	0	0	2	3	4	7
Aug-19																								
Sep-19																								
Oct-19																								
Nov-19																								
Dec-19																								
Jan-20																								
Feb-20																								
Mar-20																								
Apr-20																								
May-20																								
Jun-20																								
Total	0	0.00	1	1.00	0	0.00	1	3.00	2	3.10	0	0.000	2	11	4	5	1	3	0	0	2	3	4	7

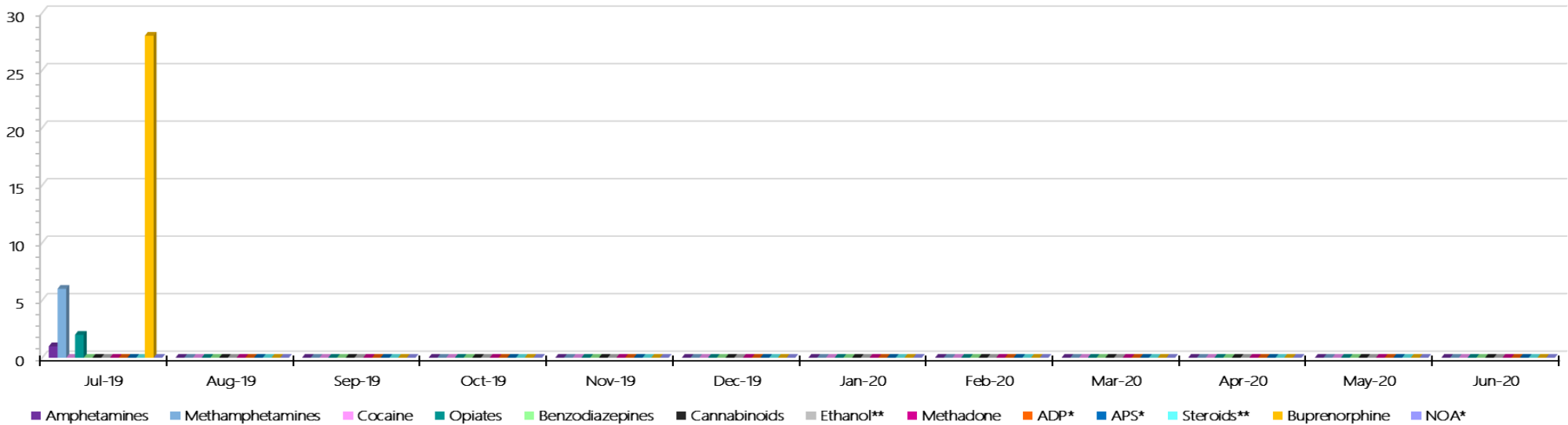
Prisoners	GVM		Powder & Crystal		Synthetic (Suspected)		Prescription Medication		Buprenorphine		Alcohol & Home Brew		Syringes & Needles		Smoking Paraphernalia		Edged Weapons		Electronic Devices		Tools		Other	
	Finds	Gms	Finds	Gms	Finds	Gms	Finds	Qty	Finds	Qty	Finds	Ltrs	Finds	Qty	Finds	Qty	Finds	Qty	Finds	Qty	Finds	Qty	Finds	Qty
MRC																								
Jul-19	2	0.20	1	1.00	1	0.50	8	19.00	17	0.40	0	0.000	2	2	9	18	17	23	1	1	3	5	12	15
Aug-19																								
Sep-19																								
Oct-19																								
Nov-19																								
Dec-19																								
Jan-20																								
Feb-20																								
Mar-20																								
Apr-20																								
May-20																								
Jun-20																								
Total	2	0.20	1	1.00	1	0.50	8	19.00	17	0.40	0	0.000	2	2	9	18	17	23	1	1	3	5	12	15

### Metropolitan Remand Centre Targeted and Random General Drug Test Positives & Equivalents: 2019-2020



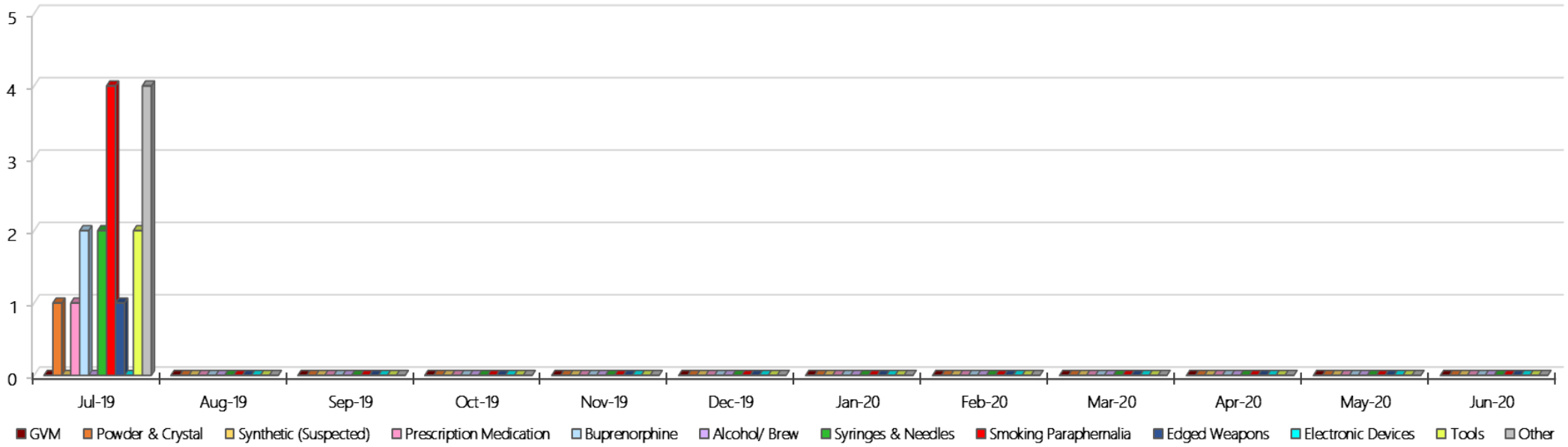
### Metropolitan Remand Centre Positive Drug Test Results by Drug Type: 2019-2020

MRC Positive Test Results By Drug Type: 2019-2020



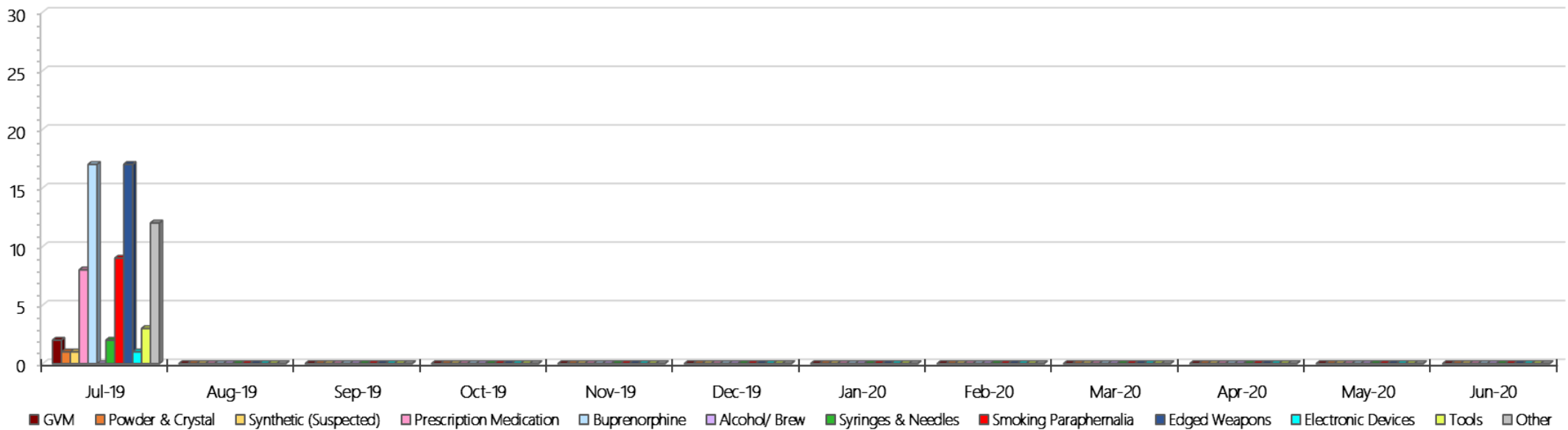
### Metropolitan Remand Centre Count of Visitor Seizure Finds: 2019-2020

MRC Count of Visitor Seizure Finds - 2019-2020



### Metropolitan Remand Centre Count of Prisoner Seizure Finds: 2019-2020

MRC Count of Prisoner Seizure Finds - 2019-2020



*Port Phillip Prison*  
*Targeted and Random General Drug Test Results: 2019-2020*

Port Phillip Prison	Jul-19	Aug-19	Sep-19	Oct-19	Nov-19	Dec-19	Jan-20	Feb-19	Mar-20	Apr-20	May-20	Jun-20	Average	Totals
Effective Sample - Targeted	308												308	308
Targeted Positives	28												28	28
Refusal	3												3	3
Unable	0												0	0
Interfered	0												0	0
Adulterated	0												0	0
Targeted % Tested Positive	10.06%												10.06%	10.06%
Awaiting / Pending Results	1												1	1
Targeted Residual	4												4	4
Random tests collected	63												63	63
Tested Positive	3												3	3
Refusal (guilty)	1												1	1
Unable (not guilty)	1												1	1
Unable (guilty)	0												0	0
Interfered (guilty)	0												0	0
No test (valid reason)	3												3	3
No test (no valid reason)	0												0	0
Adulterated	0												0	0
Awaiting / Pending Results	0												0	0
Random Residual (PIMS URAR030)	0												0	0
Effective Sample - Random General	64												64	64
% Tested positive	4.69%												4.69%	
% Prisoner guilty, positive equivalents	1.56%												1.56%	
% Total prisoner fails	6.25%												6.25%	
% No test without valid reason	0.00%												0.00%	
% Failures for SDO	6.25%												6.25%	

*Port Phillip Prison - Drugs Identified Through Testing by Drug Type: 2019-2020*

PPP	Amphetamines	Methamphetamines	Cocaine	Opiates	Benzodiazepines	Cannabinoids	Ethanol**	Methodone	ADP*	APS*	Steroids**	Buprenorphine	NOA*	Total
Jul-19	2	2	0	0	0	0	0	5	0	0	0	35	0	44
Aug-19														
Sep-19														
Oct-19														
Nov-19														
Dec-19														
Jan-20														
Feb-20														
Mar-20														
Apr-20														
May-20														
Jun-20														
<b>PPP YTD</b>	<b>2</b>	<b>2</b>	<b>0</b>	<b>0</b>	<b>0</b>	<b>0</b>	<b>0</b>	<b>5</b>	<b>0</b>	<b>0</b>	<b>0</b>	<b>35</b>	<b>0</b>	<b>44</b>
<i>All Prisons YTD</i>	<i>15</i>	<i>27</i>	<i>0</i>	<i>5</i>	<i>0</i>	<i>4</i>	<i>2</i>	<i>6</i>	<i>3</i>	<i>1</i>	<i>0</i>	<i>182</i>	<i>0</i>	<i>245</i>
<i>PPP % of Total</i>	<i>13.33%</i>	<i>7.41%</i>	<i>0.00%</i>	<i>0.00%</i>	<i>0.00%</i>	<i>0.00%</i>	<i>0.00%</i>	<i>83.33%</i>	<i>0.00%</i>	<i>0.00%</i>	<i>0.00%</i>	<i>19.23%</i>	<i>0.00%</i>	<i>17.96%</i>

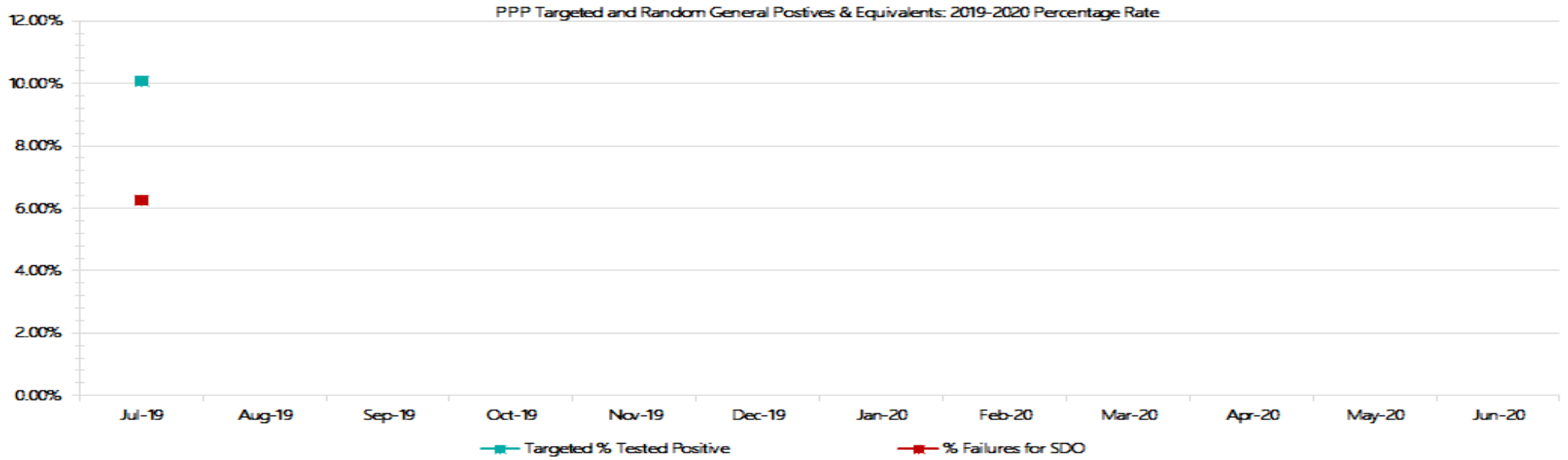
Port Phillip Prison Seizures of Contraband: Visitors & Prisoners: 2019-2020

Visitors	GVM		Powder & Crystal		Synthetic (Suspected)		Prescription Medication		Buprenorphine		Alcohol & Home Brew		Syringes & Needles		Smoking Paraphernalia		Edged Weapons		Electronic Devices		Tools		Other		
	PPP	Finds	Gms	Finds	Gms	Finds	Gms	Finds	Qty	Finds	Qty	Finds	Ltrs	Finds	Qty	Finds	Qty	Finds	Qty	Finds	Qty	Finds	Qty	Finds	Qty
Jul-19	0	0.00	1	2.00	0	0.00	0	0.00	3	158.00	0	0.000	1	4	0	0	0	0	0	0	0	0	0	0	0
Aug-19																									
Sep-19																									
Oct-19																									
Nov-19																									
Dec-19																									
Jan-20																									
Feb-20																									
Mar-20																									
Apr-20																									
May-20																									
Jun-20																									
Total	0	0.00	1	2.00	0	0.00	0	0.00	3	158.00	0	0.000	1	4	0	0	0	0	0	0	0	0	0	0	0

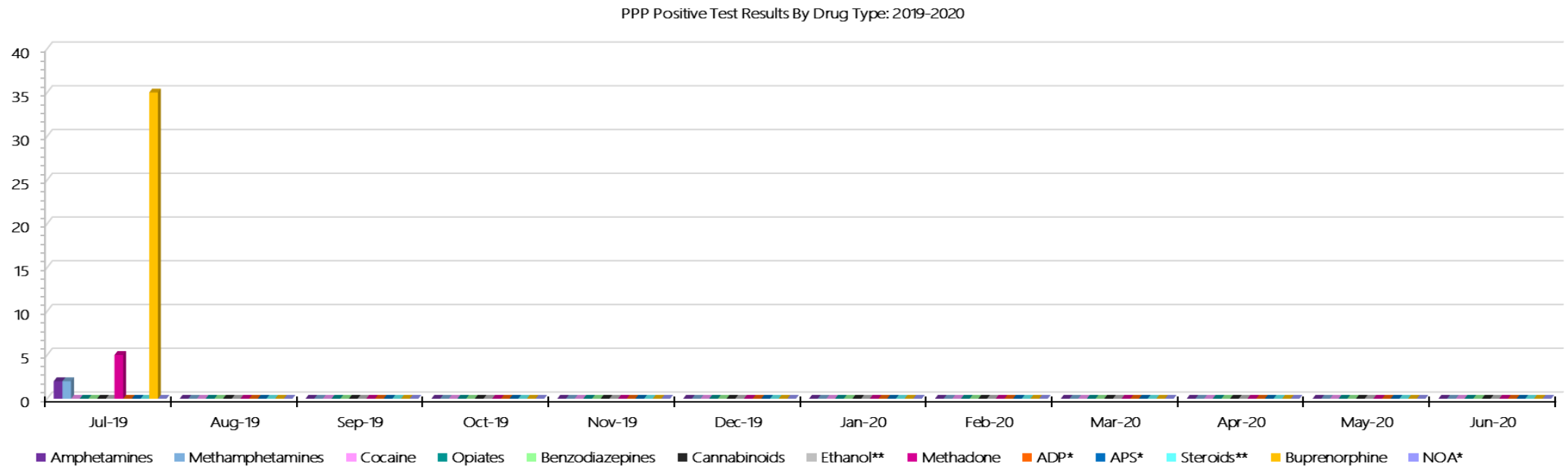
Prisoners	GVM		Powder & Crystal		Synthetic (Suspected)		Prescription Medication		Buprenorphine		Alcohol & Home Brew		Syringes & Needles		Smoking Paraphernalia		Edged Weapons		Electronic Devices		Tools		Other		
	PPP	Finds	Gms	Finds	Gms	Finds	Gms	Finds	Qty	Finds	Qty	Finds	Ltrs	Finds	Qty	Finds	Qty	Finds	Qty	Finds	Qty	Finds	Qty	Finds	Qty
Jul-19	0	0.00	0	0.00	0	0.00	9	29.50	9	34.30	0	0.000	2	2	5	7	14	15	0	0	3	3	11	16	
Aug-19																									
Sep-19																									
Oct-19																									
Nov-19																									
Dec-19																									
Jan-20																									
Feb-20																									
Mar-20																									
Apr-20																									
May-20																									
Jun-20																									
Total	0	0.00	0	0.00	0	0.00	9	29.50	9	34.30	0	0.000	2	2	5	7	14	15	0	0	3	3	11	16	



### Port Phillip Prison Targeted and Random General Drug Test Positives & Equivalents: 2019-2020

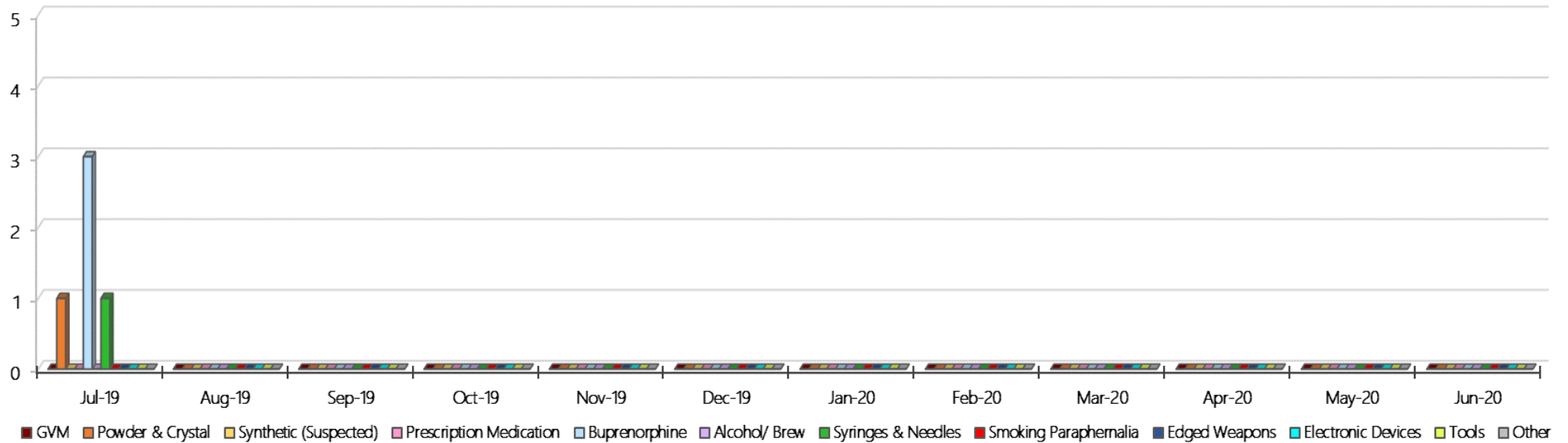


### Port Phillip Prison Positive Test Results by Drug Type: 2019-2020



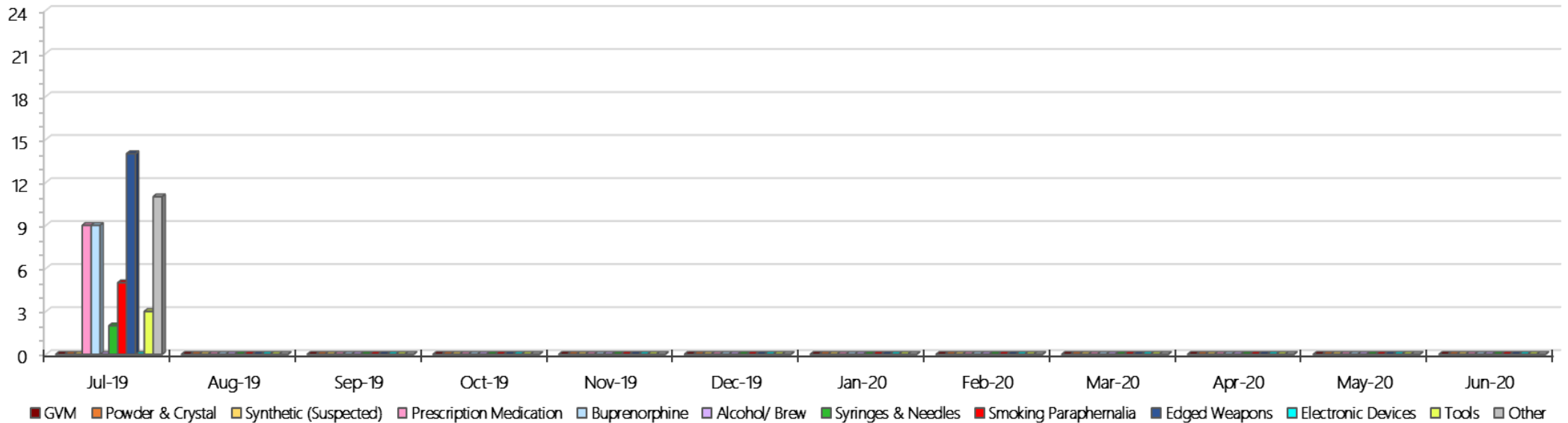
### Port Phillip Prison Count of Visitor Seizure Finds: 2019-2020

PPP Count of Visitor Seizure Finds - 2019-2020



### Port Phillip Prison Count of Prisoner Seizure Finds: 2019-2020

PPP Count of Prisoner Seizure Finds - 2019-2020



*Dame Phyllis Frost Centre*  
*Targeted and Random General Drug Test Results: 2019-2020*

Dame Phyllis Frost Centre	Jul-19	Aug-19	Sep-19	Oct-19	Nov-19	Dec-19	Jan-20	Feb-19	Mar-20	Apr-20	May-20	Jun-20	Average	Totals
Effective Sample - Targeted	55												55	55
Targeted Positives	5												5	5
Refusal	3												3	3
Unable	2												2	2
Interfered	0												0	0
Adulterated	0												0	0
Targeted % Tested Positive	18.18%												18.18%	18.18%
Awaiting / Pending Results	0												0	0
Targeted Residual	0												0	0
Random tests collected	77												77	77
Tested Positive	0												0	0
Refusal (guilty)	0												0	0
Unable (not guilty)	0												0	0
Unable (guilty)	0												0	0
Interfered (guilty)	0												0	0
No test (valid reason)	2												2	2
No test (no valid reason)	0												0	0
Adulterated	0												0	0
Awaiting / Pending Results	0												0	0
Random Residual (PIMS URAR030)	0												0	0
Effective Sample - Random General	77												77	77
% Tested positive	0.00%												0.00%	
% Prisoner guilty, positive equivalents	0.00%												0.00%	
% Total prisoner fails	0.00%												0.00%	
% No test without valid reason	0.00%												0.00%	
Random General Benchmark 7.25%	7.25%												YTD	
% Failures for SDO	0.00%												0.00%	

*Dame Phyllis Frost Centre - Drugs Identified Through Testing by Drug Type: 2019-2020*

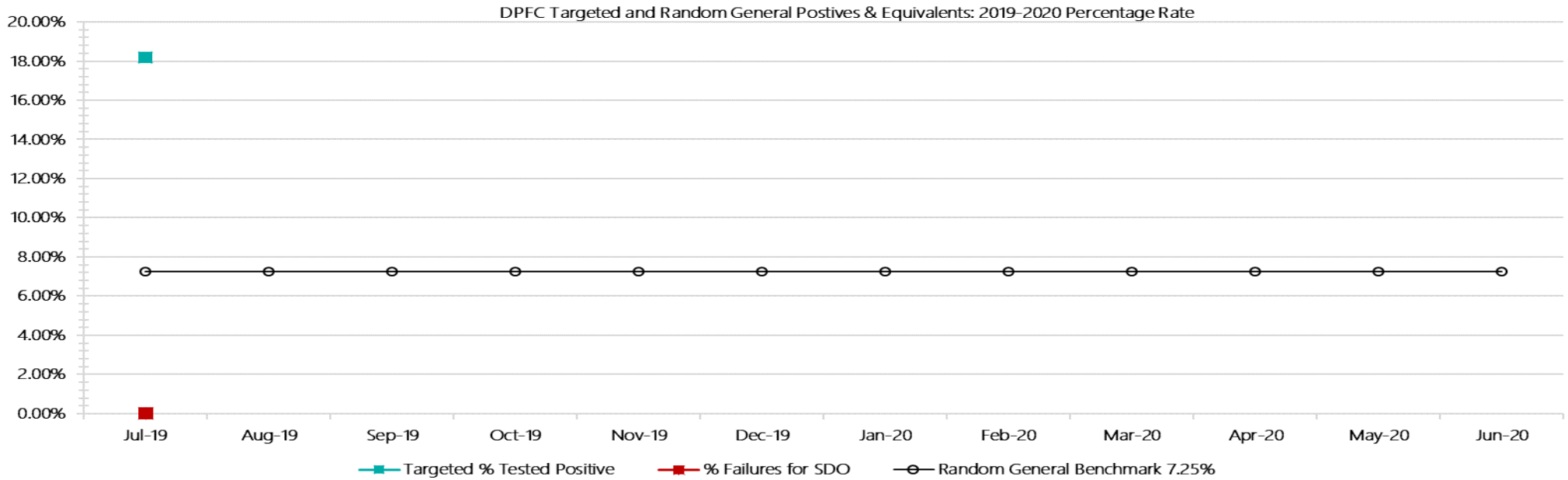
DPFC	Amphetamines	Methamphetamines	Cocaine	Opiates	Benzodiazepines	Cannabinoids	Ethanol**	Methodone	ADP*	APS*	Steroids**	Buprenorphine	NOA*	Total
Jul-19	4	4	0	0	0	0	0	0	0	0	0	3	0	11
Aug-19														
Sep-19														
Oct-19														
Nov-19														
Dec-19														
Jan-20														
Feb-20														
Mar-20														
Apr-20														
May-20														
Jun-20														
<b>DPFC YTD</b>	<b>4</b>	<b>4</b>	<b>0</b>	<b>0</b>	<b>0</b>	<b>0</b>	<b>0</b>	<b>0</b>	<b>0</b>	<b>0</b>	<b>0</b>	<b>3</b>	<b>0</b>	<b>11</b>
<i>All Prisons YTD</i>	<i>15</i>	<i>27</i>	<i>0</i>	<i>5</i>	<i>0</i>	<i>4</i>	<i>2</i>	<i>6</i>	<i>3</i>	<i>1</i>	<i>0</i>	<i>182</i>	<i>0</i>	<i>245</i>
<i>DPFC % of Total</i>	<i>26.67%</i>	<i>14.81%</i>	<i>0.00%</i>	<i>0.00%</i>	<i>0.00%</i>	<i>0.00%</i>	<i>0.00%</i>	<i>0.00%</i>	<i>0.00%</i>	<i>0.00%</i>	<i>0.00%</i>	<i>1.65%</i>	<i>0.00%</i>	<i>4.49%</i>

*Dame Phyllis Frost Centre - Seizures of Contraband: Visitors & Prisoners: 2019-2020*

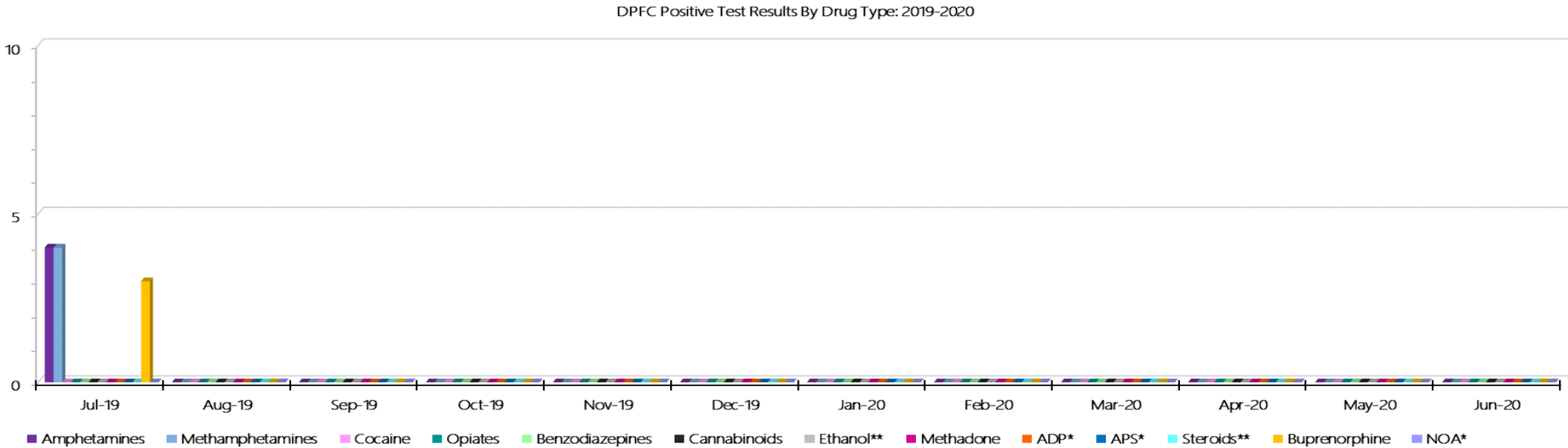
Visitors	GVM		Powder & Crystal		Synthetic (Suspected)		Prescription Medication		Buprenorphine		Alcohol & Home Brew		Syringes & Needles		Smoking Paraphernalia		Edged Weapons		Electronic Devices		Tools		Other	
	Finds	Gms	Finds	Gms	Finds	Gms	Finds	Qty	Finds	Qty	Finds	Ltrs	Finds	Qty	Finds	Qty	Finds	Qty	Finds	Qty	Finds	Qty	Finds	Qty
DPFC																								
Jul-19	0	0.00	0	0.00	0	0.00	0	0.00	0	0.00	0	0.000	0	0	0	0	0	0	0	0	0	0	0	0
Aug-19																								
Sep-19																								
Oct-19																								
Nov-19																								
Dec-19																								
Jan-20																								
Feb-20																								
Mar-20																								
Apr-20																								
May-20																								
Jun-20																								
Total	0	0.00	0	0.00	0	0.00	0	0.00	0	0.00	0	0.000	0	0	0	0	0	0	0	0	0	0	0	0

Prisoners	GVM		Powder & Crystal		Synthetic (Suspected)		Prescription Medication		Buprenorphine		Alcohol & Home Brew		Syringes & Needles		Smoking Paraphernalia		Edged Weapons		Electronic Devices		Tools		Other	
	Finds	Gms	Finds	Gms	Finds	Gms	Finds	Qty	Finds	Qty	Finds	Ltrs	Finds	Qty	Finds	Qty	Finds	Qty	Finds	Qty	Finds	Qty	Finds	Qty
DPFC																								
Jul-19	0	0.00	1	2.10	0	0.00	2	7.00	1	1.00	1	1.000	2	31	3	3	0	0	0	0	0	0	0	0
Aug-19																								
Sep-19																								
Oct-19																								
Nov-19																								
Dec-19																								
Jan-20																								
Feb-20																								
Mar-20																								
Apr-20																								
May-20																								
Jun-20																								
Total	0	0.00	1	2.10	0	0.00	2	7.00	1	1.00	1	1.000	2	31	3	3	0	0	0	0	0	0	0	0

### Dame Phyllis Frost Centre Targeted and Random General Drug Test Positives & Equivalents: 2019-2020

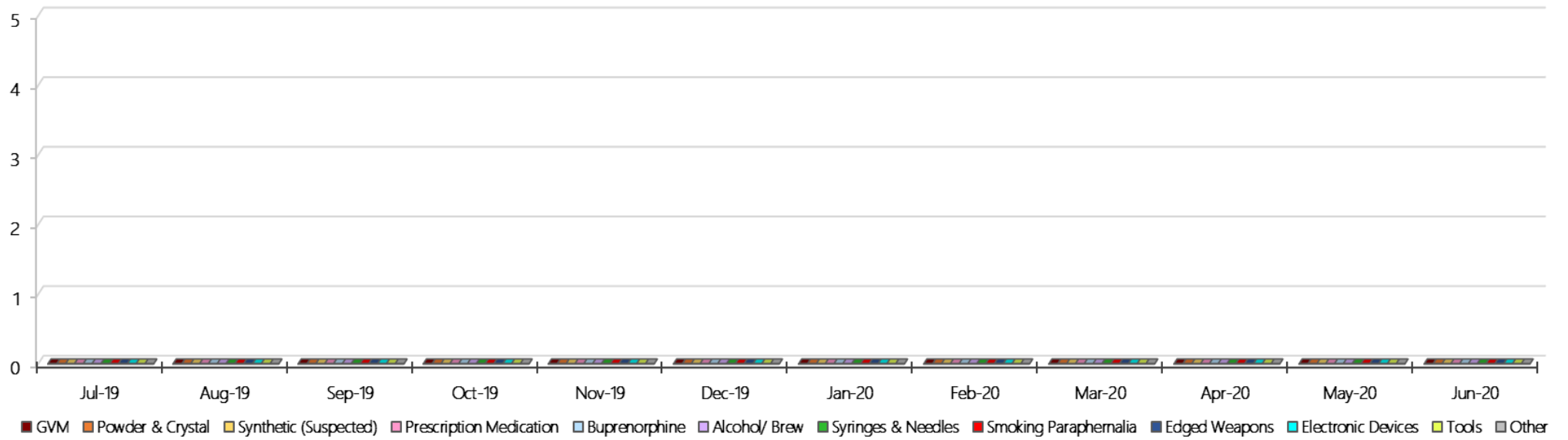


### Dame Phyllis Frost Centre Positive Test Results by Drug Type: 2019-2020



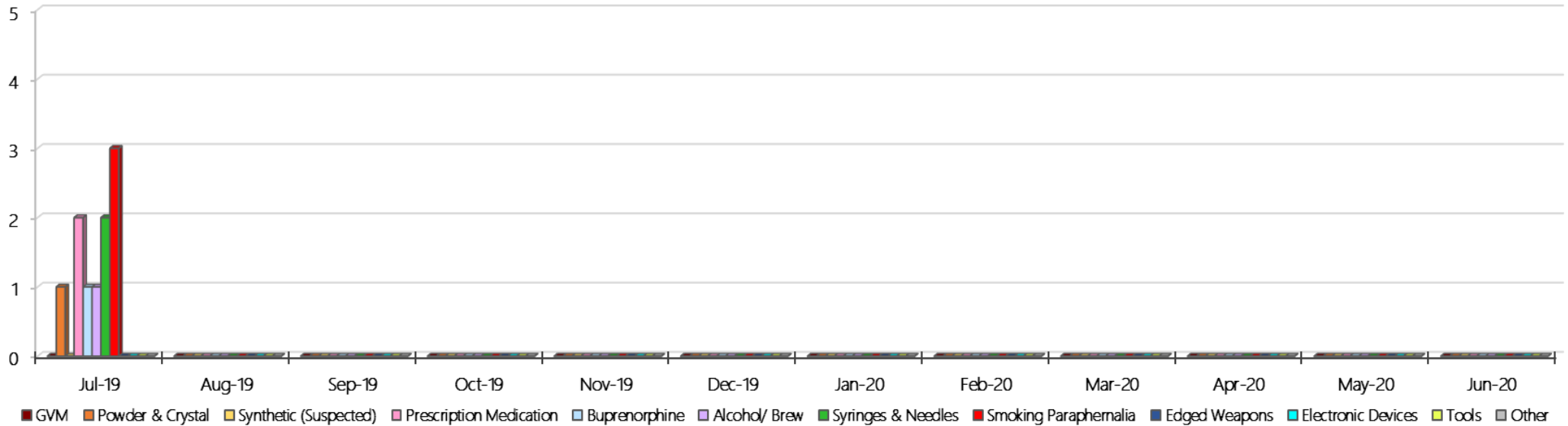
### Dame Phyllis Frost Centre Count of Visitor Seizure Finds: 2019-2020

DPFC Count of Visitor Seizure Finds - 2019-2020



### Dame Phyllis Frost Centre Count of Prisoner Seizure Finds: 2019-2020

DPFC Count of Prisoner Seizure Finds - 2019-2020



## Fulham Correctional Centre Targeted and Random General Drug Test Results: 2019-2020

Fulham	Jul-19	Aug-19	Sep-19	Oct-19	Nov-19	Dec-19	Jan-20	Feb-20	Mar-20	Apr-20	May-20	Jun-20	Average	Totals
Effective Sample - Targeted	224												224	224
Targeted Positives	22												22	22
Refusal	0												0	0
Unable	0												0	0
Interfered	0												0	0
Adulterated	0												0	0
Targeted % Tested Positive	9.82%												9.82%	9.82%
Awaiting / Pending Results	0												0	0
Targeted Residual	1												1	1
Random tests collected	76												76	76
Tested Positive	0												0	0
Refusal (guilty)	0												0	0
Unable (not guilty)	0												0	0
Unable (guilty)	0												0	0
Interfered (guilty)	0												0	0
No test (valid reason)	4												4	4
No test (no valid reason)	0												0	0
Adulterated	0												0	0
Awaiting / Pending Results	0												0	0
Random Residual (PIMS URAR030)	0												0	0
Effective Sample - Random General	76												76	76
% Tested positive	0.00%												0.00%	
% Prisoner guilty, positive equivalents	0.00%												0.00%	
% Total prisoner fails	0.00%												0.00%	
% No test without valid reason	0.00%												0.00%	
% Failures for SDO	0.00%												0.00%	



*Fulham - Drugs Identified Through Testing by Drug Type: 2019-2020*

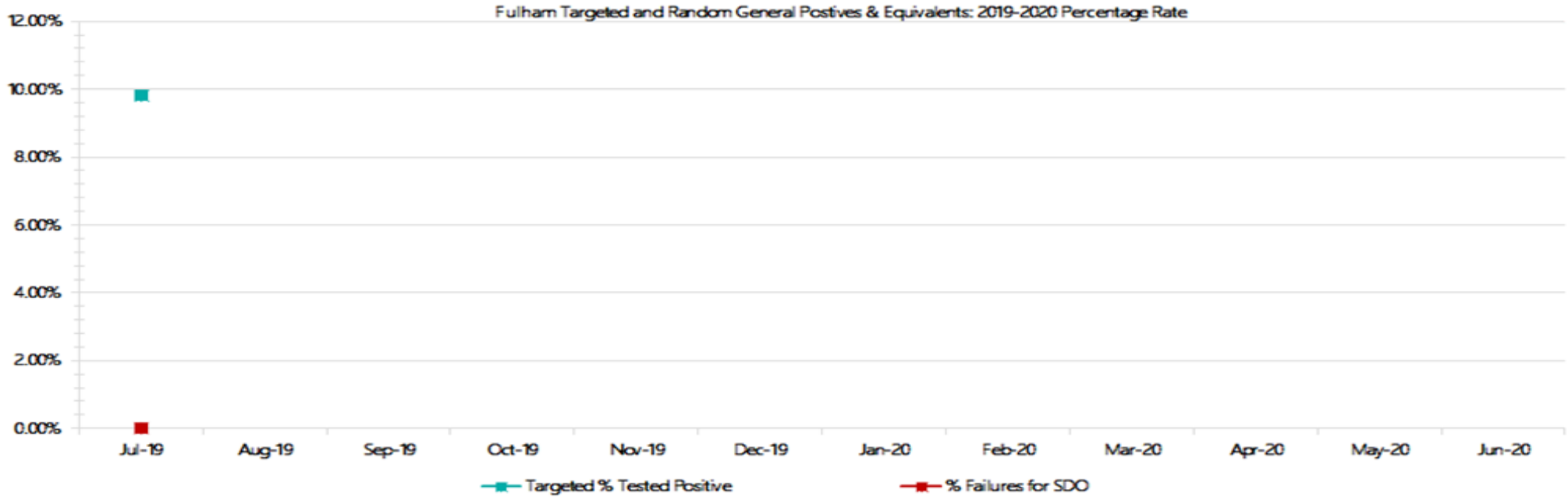
Fulham	Amphetamines	Methamphetamines	Cocaine	Opiates	Benzodiazepines	Cannabinoids	Ethanol**	Methadone	ADP*	APS*	Steroids**	Buprenorphine	NOA*	Total
Jul-19	0	0	0	2	0	1	0	1	3	1	0	17	0	25
Aug-19														
Sep-19														
Oct-19														
Nov-19														
Dec-19														
Jan-20														
Feb-20														
Mar-20														
Apr-20														
May-20														
Jun-20														
Fulham YTD	0	0	0	2	0	1	0	1	3	1	0	17	0	25
All Prisons YTD	15	27	0	5	0	4	2	6	3	1	0	182	0	245
Fulham % of Total	0.00%	0.00%	0.00%	40.00%	0.00%	25.00%	0.00%	16.67%	100.00%	100.00%	0.00%	9.34%	0.00%	10.20%

*Fulham Seizures of Contraband: Visitors & Prisoners: 2019-2020*

Visitors	GVM		Powder & Crystal		Synthetic (Suspected)		Prescription Medication		Buprenorphine		Alcohol & Home Brew		Syringes & Needles		Smoking Paraphernalia		Edged Weapons		Electronic Devices		Tools		Other	
	Finds	Gms	Finds	Gms	Finds	Gms	Finds	Qty	Finds	Qty	Finds	Ltrs	Finds	Qty	Finds	Qty	Finds	Qty	Finds	Qty	Finds	Qty	Finds	Qty
Fulham																								
Jul-19	0	0.00	0	0.00	0	0.00	0	0.00	0	0.00	0	0.000	0	0	1	4	0	0	0	0	0	0	0	0
Aug-19																								
Sep-19																								
Oct-19																								
Nov-19																								
Dec-19																								
Jan-20																								
Feb-20																								
Mar-20																								
Apr-20																								
May-20																								
Jun-20																								
Total	0	0.00	0	0.00	0	0.00	0	0.00	0	0.00	0	0.000	0	0	1	4	0	0	0	0	0	0	0	0

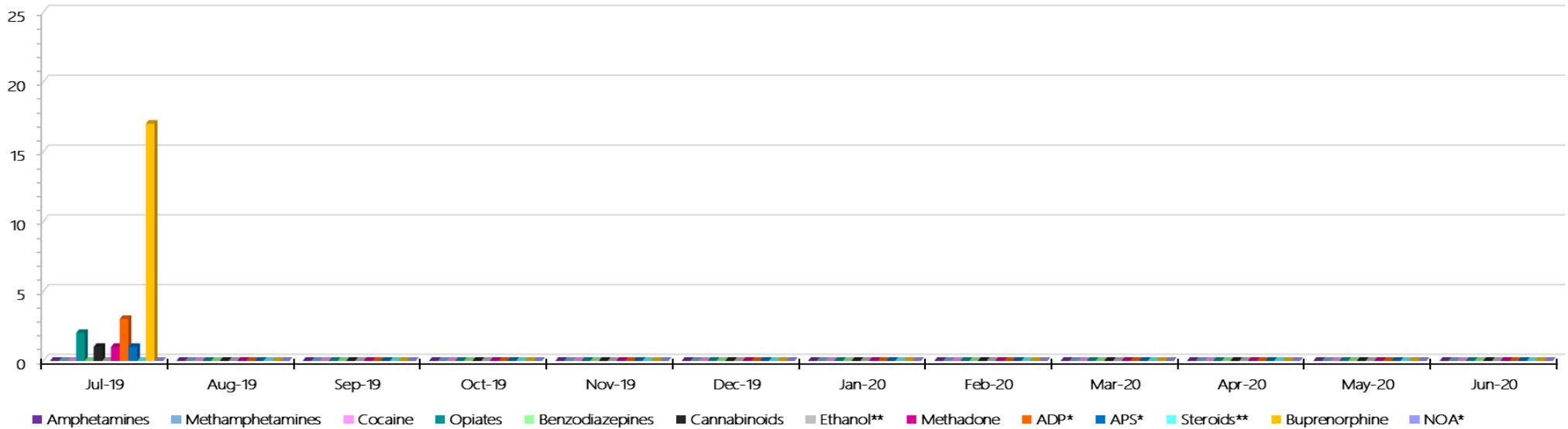
Prisoners	GVM		Powder & Crystal		Synthetic (Suspected)		Prescription Medication		Buprenorphine		Alcohol & Home Brew		Syringes & Needles		Smoking Paraphernalia		Edged Weapons		Electronic Devices		Tools		Other	
	Finds	Gms	Finds	Gms	Finds	Gms	Finds	Qty	Finds	Qty	Finds	Ltrs	Finds	Qty	Finds	Qty	Finds	Qty	Finds	Qty	Finds	Qty	Finds	Qty
Fulham																								
Jul-19	0	0.00	1	0.01	0	0.00	7	21.50	7	4.00	2	2.000	2	2	20	103	2	3	3	3	3	4	6	7
Aug-19																								
Sep-19																								
Oct-19																								
Nov-19																								
Dec-19																								
Jan-20																								
Feb-20																								
Mar-20																								
Apr-20																								
May-20																								
Jun-20																								
Total	0	0.00	1	0.01	0	0.00	7	21.50	7	4.00	2	2.000	2	2	20	103	2	3	3	3	3	4	6	7

### Fulham Targeted and Random General Drug Test Positives & Equivalents: 2019-2020



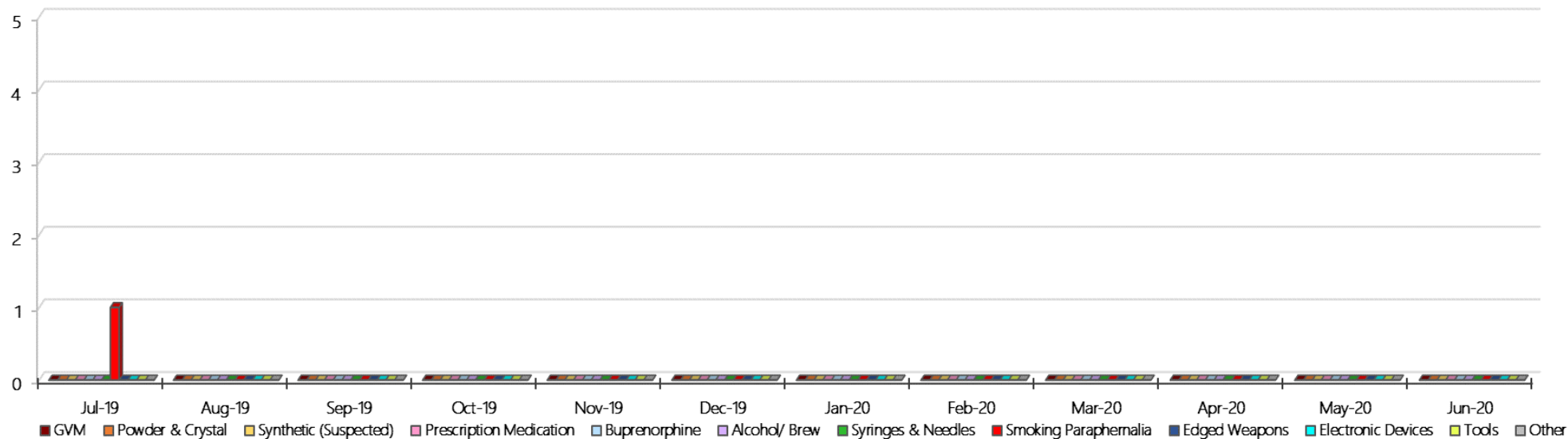
### Fulham Positive Test Results by Drug Type: 2019-2020

Fulham Positive Test Results By Drug Type: 2019-2020



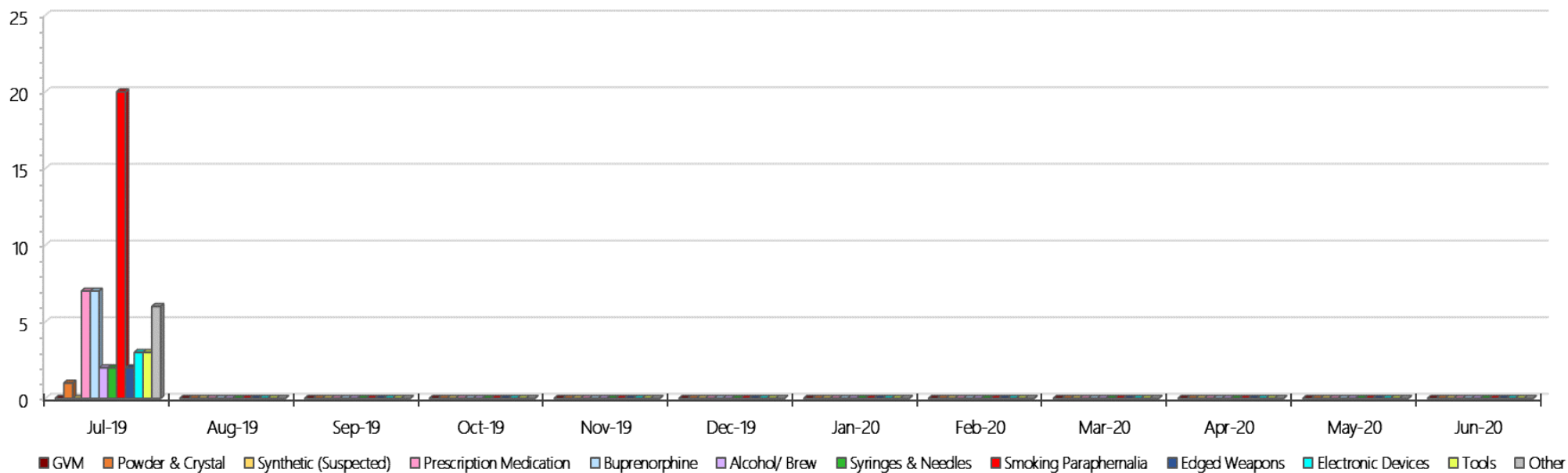
### Fulham Count of Visitor Seizures Finds: 2019-2020

Fulham Count of Visitor Seizure Finds: 2019-2020



### Fulham Count of Prisoner Seizure Finds: 2019-2020

Fulham Count of Prisoner Seizure Finds: 2019-2020



## Hopkins Correctional Centre

### Targeted and Random General Drug Test Results: 2019-2020

Hopkins	Jul-19	Aug-19	Sep-19	Oct-19	Nov-19	Dec-19	Jan-20	Feb-20	Mar-20	Apr-20	May-20	Jun-20	Average	Total
Effective Sample - Targeted	22												22	22
Targeted Positives	2												2	2
Refusal	1												1	1
Unable	0												0	0
Interfered	0												0	0
Adulterated	0												0	0
Targeted % Tested Positive	13.64%												13.64%	13.64%
Awaiting / Pending Results	2												2	2
Targeted Residual	0												0	0
Random tests collected	104												104	104
Tested Positive	2												2	2
Refusal (guilty)	0												0	0
Unable (not guilty)	0												0	0
Unable (guilty)	0												0	0
Interfered (guilty)	0												0	0
No test (valid reason)	1												1	1
No test (no valid reason)	0												0	0
Adulterated	0												0	0
Awaiting / Pending Results	2												2	2
Random Residual (PIMS URAR030)	0													0
Effective Sample - Random General	104												104	104
% Tested positive	1.92%												1.92%	
% Prisoner guilty, positive equivalents	0.00%												0.00%	
% Total prisoner fails	1.92%												1.92%	
% No test without valid reason	0.00%												0.00%	
Random General Benchmark 3.50%	3.50%												YTD	
% Failures for SDO	1.92%												1.92%	

*Hopkins - Drugs Identified Through Testing by Drug Type: 2019-2020*

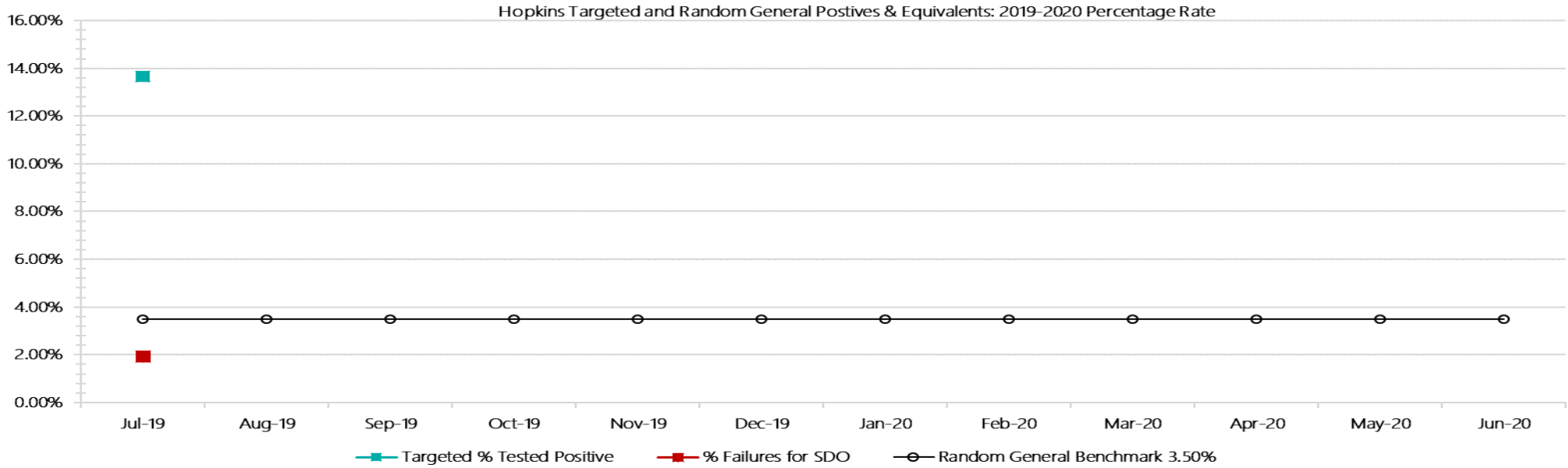
Hopkins	Amphetamines	Methamphetamines	Cocaine	Opiates	Benzodiazepines	Cannabinoids	Ethanol**	Methodone	ADP*	APS*	Steroids**	Buprenorphine	NOA*	Total
Jul-19	0	0	0	0	0	0	0	0	0	0	0	3	0	3
Aug-19														
Sep-19														
Oct-19														
Nov-19														
Dec-19														
Jan-20														
Feb-20														
Mar-20														
Apr-20														
May-20														
Jun-20														
Hopkins YTD	0	0	0	0	0	0	0	0	0	0	0	3	0	3
All Prisons YTD	15	27	0	5	0	4	2	6	3	1	0	182	0	245
Hopkins % of Total	0.00%	0.00%	0.00%	0.00%	0.00%	0.00%	0.00%	0.00%	0.00%	0.00%	0.00%	1.65%	0.00%	1.22%

### Hopkins Seizures of Contraband: Visitors & Prisoners: 2019-2020

Visitors	GVM		Powder & Crystal		Synthetic (Suspected)		Prescription Medication		Buprenorphine		Alcohol & Home Brew		Syringes & Needles		Smoking Paraphernalia		Edged Weapons		Electronic Devices		Tools		Other	
	Finds	Gms	Finds	Gms	Finds	Gms	Finds	Qty	Finds	Qty	Finds	Ltrs	Finds	Qty	Finds	Qty	Finds	Qty	Finds	Qty	Finds	Qty	Finds	Qty
Hopkins																								
Jul-19	0	0.00	0	0.00	0	0.00	0	0.00	0	0.00	0	0.000	0	0	0	0	0	0	0	0	0	0	0	0
Aug-19																								
Sep-19																								
Oct-19																								
Nov-19																								
Dec-19																								
Jan-20																								
Feb-20																								
Mar-20																								
Apr-20																								
May-20																								
Jun-20																								
Total	0	0.00	0	0.00	0	0.00	0	0.00	0	0.00	0	0.000	0	0	0	0	0	0	0	0	0	0	0	0

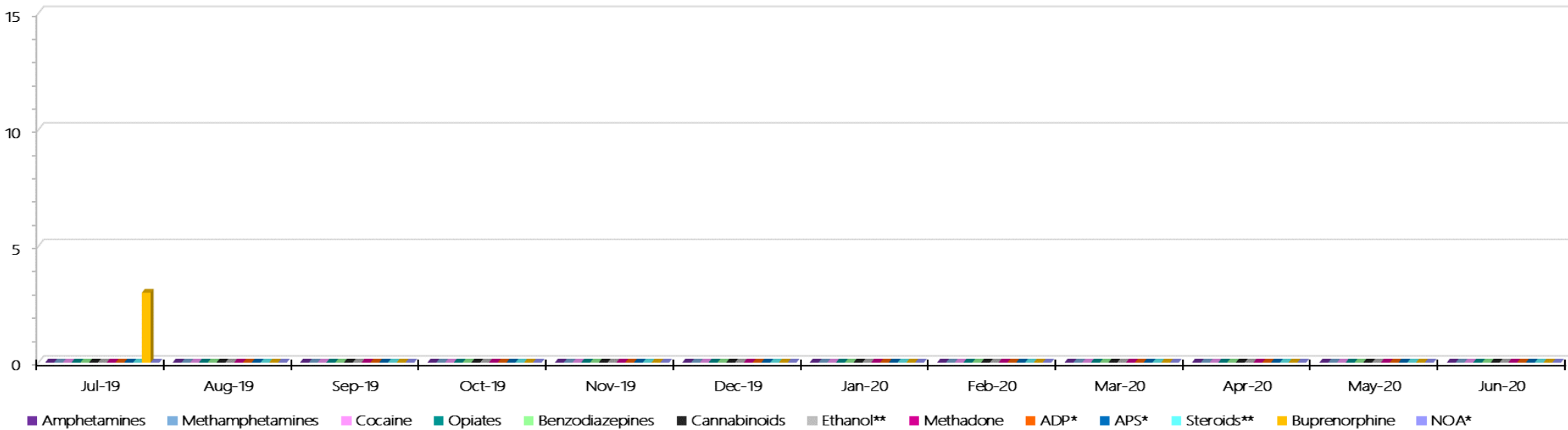
Prisoners	GVM		Powder & Crystal		Synthetic (Suspected)		Prescription Medication		Buprenorphine		Alcohol & Home Brew		Syringes & Needles		Smoking Paraphernalia		Edged Weapons		Electronic Devices		Tools		Other	
	Finds	Gms	Finds	Gms	Finds	Gms	Finds	Qty	Finds	Qty	Finds	Ltrs	Finds	Qty	Finds	Qty	Finds	Qty	Finds	Qty	Finds	Qty	Finds	Qty
Hopkins																								
Jul-19	0	0.00	0	0.00	0	0.00	0	0.00	2	0.30	0	0.000	3	3	2	10	0	0	0	0	0	0	1	1
Aug-19																								
Sep-19																								
Oct-19																								
Nov-19																								
Dec-19																								
Jan-20																								
Feb-20																								
Mar-20																								
Apr-20																								
May-20																								
Jun-20																								
Total	0	0.00	0	0.00	0	0.00	0	0.00	2	0.30	0	0.000	3	3	2	10	0	0	0	0	0	0	1	1

### Hopkins Targeted and Random General Drug Test Positives & Equivalentents: 2019-2020



### Hopkins Positive Test Results by Drug Type: 2019-2020

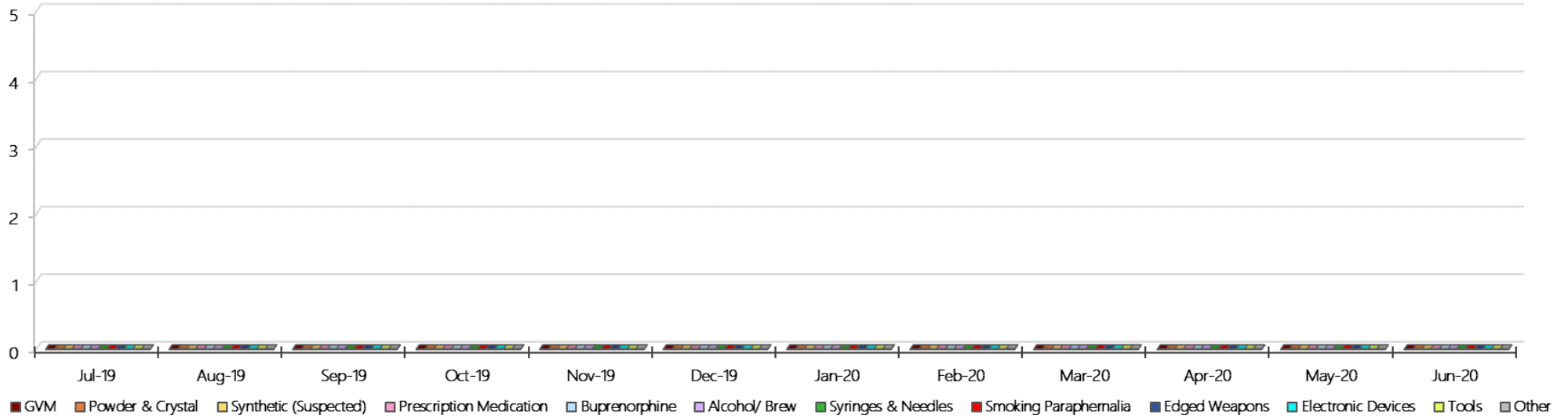
Hopkins Positive Test Results By Drug Type: 2019-2020





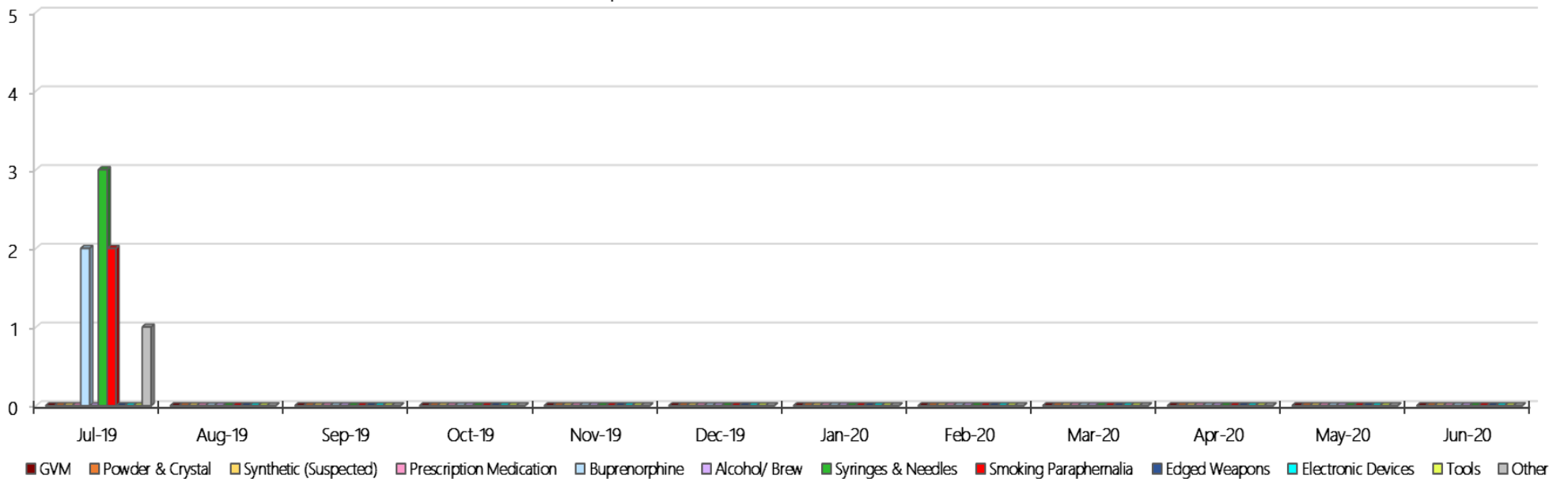
### Hopkins Count of Visitor Seizures Finds: 2019-2020

Hopkins Count of Visitor Seizure Finds: 2019-2020



### Hopkins Count of Prisoner Seizure Finds: 2019-2020

Hopkins Count of Prisoner Seizure Finds: 2019-2020



### Karreenga (annex of Marngoneet)

#### Targeted and Random General Drug Test Results: 2019-2020

Karreenga	Jul-19	Aug-19	Sep-19	Oct-19	Nov-19	Dec-19	Jan-20	Feb-20	Mar-20	Apr-20	May-20	Jun-20	Average	Total
Effective Sample - Targeted	44												44	44
Targeted Positives	3												3	3
Refusal	0												0	0
Unable	0												0	0
Interfered	1												1	1
Adulterated	0												0	0
Targeted % Tested Positive	9.09%												9.09%	9.09%
Awaiting / Pending Results	1												1	1
Targeted Residual	0												0	0
Random tests collected	42												42	42
Tested Positive	0												0	0
Refusal (guilty)	0												0	0
Unable (not guilty)	0												0	0
Unable (guilty)	2												2	2
Interfered (guilty)	0												0	0
No test (valid reason)	1												1	1
No test (no valid reason)	0												0	0
Adulterated	0												0	0
Awaiting / Pending Results	0												0	0
Random Residual (PIMS URAR030)	0												0	0
Effective Sample - Random General	44												44	44
% Tested positive	0.00%												0.00%	
% Prisoner guilty, positive equivalents	4.55%												4.55%	
% Total prisoner fails	4.55%												4.55%	
% No test without valid reason	0.00%												0.00%	
Random General Benchmark 3.50%	3.50%												YTD	
% Failures for SDO	4.55%												4.55%	

*Karreenga - Drugs Identified Through Testing by Drug Type: 2019-2020*

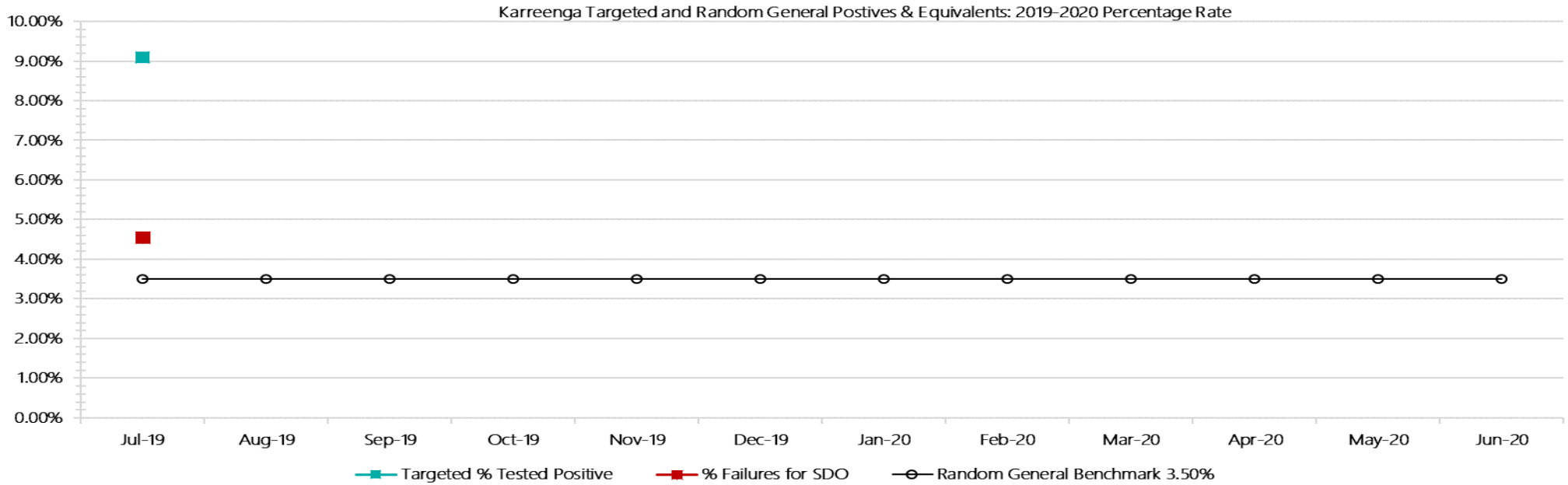
Karreenga	Amphetamines	Methamphetamines	Cocaine	Opiates	Benzodiazepines	Cannabinoids	Ethanol**	Methadone	ADP*	APS*	Steroids**	Buprenorphine	NOA*	Total
Jul-19	0	0	0	0	0	0	0	0	0	0	0	6	0	6
Aug-19														
Sep-19														
Oct-19														
Nov-19														
Dec-19														
Jan-20														
Feb-20														
Mar-20														
Apr-20														
May-20														
Jun-20														
<b>Karreenga YTD</b>	<b>0</b>	<b>0</b>	<b>0</b>	<b>0</b>	<b>0</b>	<b>0</b>	<b>0</b>	<b>0</b>	<b>0</b>	<b>0</b>	<b>0</b>	<b>6</b>	<b>0</b>	<b>6</b>
<i>All Prisons YTD</i>	<i>15</i>	<i>27</i>	<i>0</i>	<i>5</i>	<i>0</i>	<i>4</i>	<i>2</i>	<i>6</i>	<i>3</i>	<i>1</i>	<i>0</i>	<i>182</i>	<i>0</i>	<i>245</i>
<i>Karreenga % of Total</i>	<i>0.00%</i>	<i>0.00%</i>	<i>0.00%</i>	<i>0.00%</i>	<i>0.00%</i>	<i>0.00%</i>	<i>0.00%</i>	<i>0.00%</i>	<i>0.00%</i>	<i>0.00%</i>	<i>0.00%</i>	<i>3.30%</i>	<i>0.00%</i>	<i>2.45%</i>

*Karreenga Seizures of Contraband: Visitors & Prisoners: 2019-2020*

Visitors	GVM		Powder & Crystal		Synthetic (Suspected)		Prescription Medication		Buprenorphine		Alcohol & Home Brew		Syringes & Needles		Smoking Paraphernalia		Edged Weapons		Electronic Devices		Tools		Other	
	Finds	Gms	Finds	Gms	Finds	Gms	Finds	Qty	Finds	Qty	Finds	Ltrs	Finds	Qty	Finds	Qty	Finds	Qty	Finds	Qty	Finds	Qty	Finds	Qty
Karreenga																								
Jul-19	0	0.00	0	0.00	0	0.00	0	0.00	0	0.00	0	0.000	0	0	0	0	0	0	0	0	0	0	0	0
Aug-19																								
Sep-19																								
Oct-19																								
Nov-19																								
Dec-19																								
Jan-20																								
Feb-20																								
Mar-20																								
Apr-20																								
May-20																								
Jun-20																								
Total	0	0.00	0	0.00	0	0.00	0	0.00	0	0.00	0	0.000	0	0	0	0	0	0	0	0	0	0	0	0

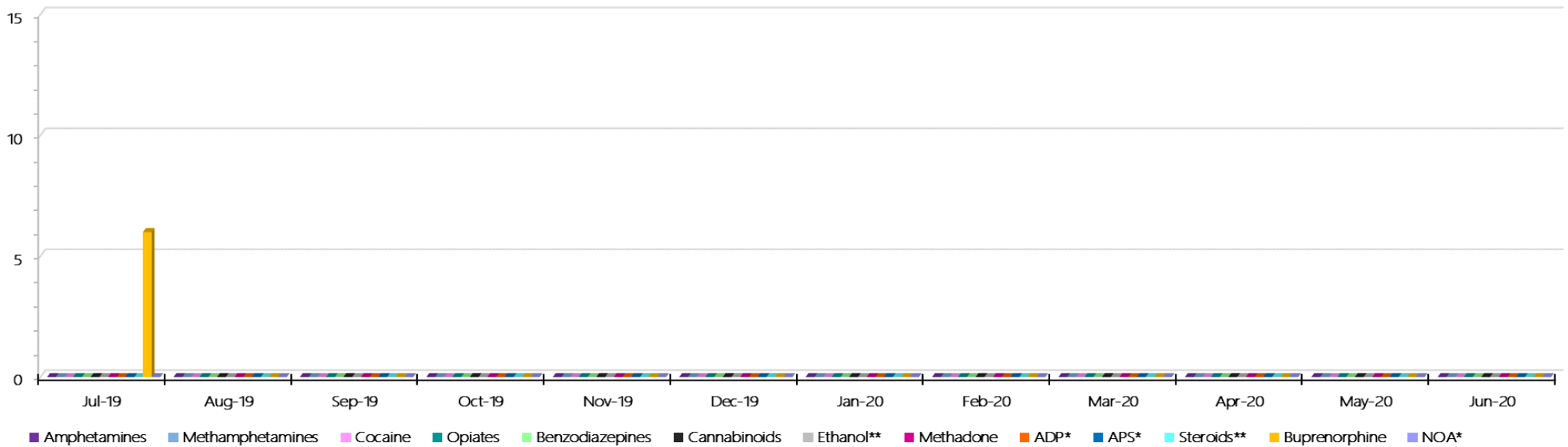
Prisoners	GVM		Powder & Crystal		Synthetic (Suspected)		Prescription Medication		Buprenorphine		Alcohol & Home Brew		Syringes & Needles		Smoking Paraphernalia		Edged Weapons		Electronic Devices		Tools		Other	
	Finds	Gms	Finds	Gms	Finds	Gms	Finds	Qty	Finds	Qty	Finds	Ltrs	Finds	Qty	Finds	Qty	Finds	Qty	Finds	Qty	Finds	Qty	Finds	Qty
Karreenga																								
Jul-19	0	0.00	0	0.00	0	0.00	5	20.00	1	1.00	0	0.000	1	1	1	1	0	0	0	0	0	0	5	15
Aug-19																								
Sep-19																								
Oct-19																								
Nov-19																								
Dec-19																								
Jan-20																								
Feb-20																								
Mar-20																								
Apr-20																								
May-20																								
Jun-20																								
Total	0	0.00	0	0.00	0	0.00	5	20.00	1	1.00	0	0.000	1	1	1	1	0	0	0	0	0	0	5	15

### Karreenga Targeted and Random General Drug Test Positives & Equivalentents: 2019-2020



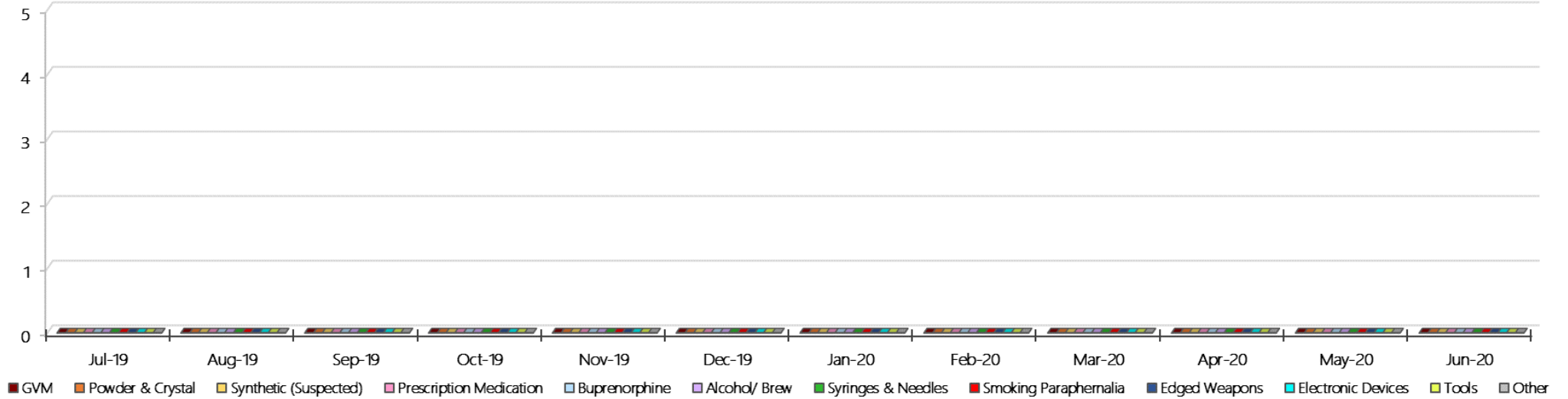
### Karreenga Positive Test Results by Drug Type: 2019-2020

Karreenga Positive Test Results By Drug Type: 2019-2020



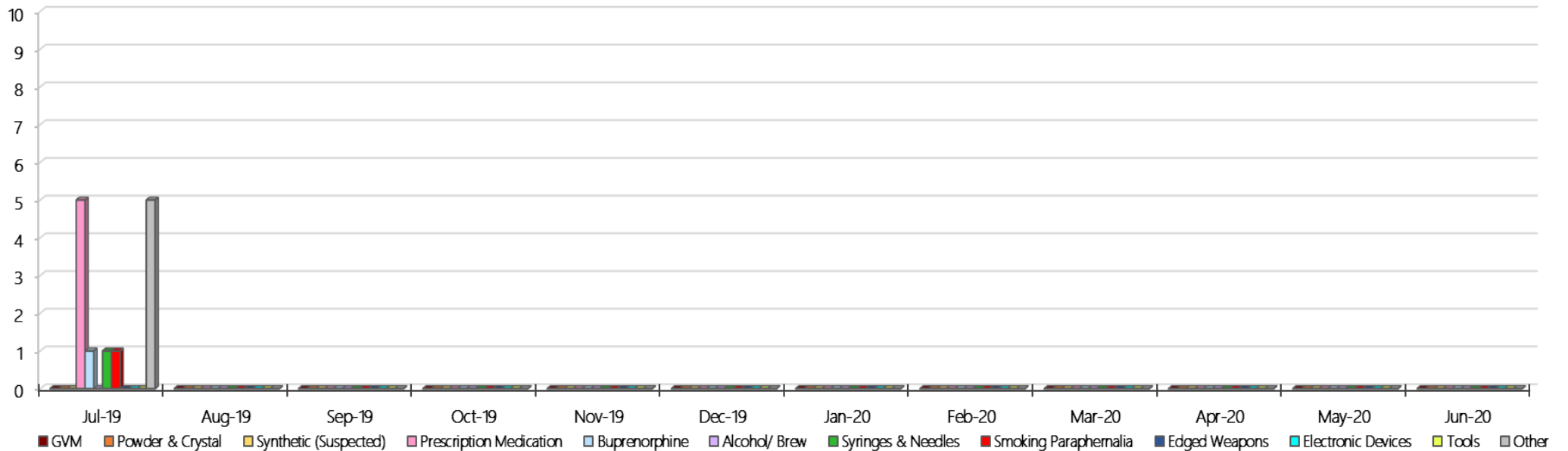
### Karreenga Count of Visitor Seizures Finds: 2019-2020

Karreenga Count of Visitor Seizure Finds: 2019-2020



### Karreenga Count of Prisoner Seizure: 2019-2020

Karreenga Count of Prisoner Seizure Finds: 2019-2020



*Marngoneet Correctional Centre*  
*Targeted and Random General Drug Test Results: 2019-2020*

Marngoneet	Jul-19	Aug-19	Sep-19	Oct-19	Nov-19	Dec-19	Jan-20	Feb-20	Mar-20	Apr-20	May-20	Jun-20	Average	Totals
Effective Sample - Targeted	105												105	105
Targeted Positives	1												1	1
Refusal	1												1	1
Unable	1												1	1
Interfered	0												0	0
Adulterated	0												0	0
Targeted % Tested Positive	2.86%												2.86%	2.86%
Awaiting / Pending Results	1												1	1
Targeted Residual	0												0	0
Random tests collected	75												75	75
Tested Positive	1												1	1
Refusal (guilty)	1												1	1
Unable (not guilty)	0												0	0
Unable (guilty)	1												1	1
Interfered (guilty)	0												0	0
No test (valid reason)	2												2	2
No test (no valid reason)	0												0	0
Adulterated	0												0	0
Awaiting / Pending Results	1												1	1
Random Residual (PIMS URAR030)	0													0
Effective Sample - Random General	77												77	77
% Tested positive	1.30%												1.30%	
% Prisoner guilty, positive equivalents	2.60%												2.60%	
% Total prisoner fails	3.90%												3.90%	
% No test without valid reason	0.00%												0.00%	
Random General Benchmark 6.50%	6.50%												YTD	
% Failures for SDO	3.90%												3.90%	

*Marngoneet - Drugs Identified Through Testing by Drug Type: 2019-2020*

Marngoneet	Amphetamines	Methamphetamines	Cocaine	Opiates	Benzodiazepines	Cannabinoids	Ethanol**	Methadone	ADP*	APS*	Steroids**	Buprenorphine	NOA*	Total
Jul-19	0	1	0	0	0	1	2	0	0	0	0	6	0	10
Aug-19														
Sep-19														
Oct-19														
Nov-19														
Dec-19														
Jan-20														
Feb-20														
Mar-20														
Apr-20														
May-20														
Jun-20														
<b>Marngoneet YTD</b>	<b>0</b>	<b>1</b>	<b>0</b>	<b>0</b>	<b>0</b>	<b>1</b>	<b>2</b>	<b>0</b>	<b>0</b>	<b>0</b>	<b>0</b>	<b>6</b>	<b>0</b>	<b>10</b>
<i>All Prisons YTD</i>	<i>15</i>	<i>27</i>	<i>0</i>	<i>5</i>	<i>0</i>	<i>4</i>	<i>2</i>	<i>6</i>	<i>3</i>	<i>1</i>	<i>0</i>	<i>182</i>	<i>0</i>	<i>245</i>
<i>Marngoneet % of Total</i>	<i>0.00%</i>	<i>3.70%</i>	<i>0.00%</i>	<i>0.00%</i>	<i>0.00%</i>	<i>25.00%</i>	<i>100.00%</i>	<i>0.00%</i>	<i>0.00%</i>	<i>0.00%</i>	<i>0.00%</i>	<i>3.30%</i>	<i>0.00%</i>	<i>4.08%</i>

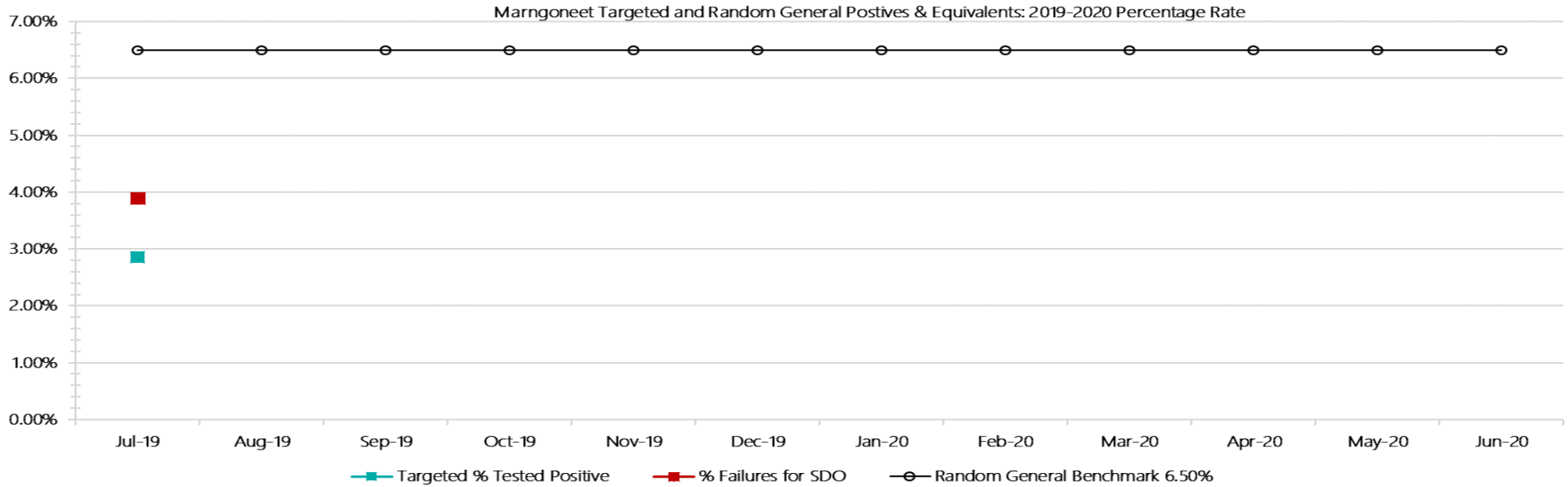


### Margoneet Seizures of Contraband: Visitors & Prisoners: 2019-2020

Visitors	GVM		Powder & Crystal		Synthetic (Suspected)		Prescription Medication		Buprenorphine		Alcohol & Home Brew		Syringes & Needles		Smoking Paraphernalia		Edged Weapons		Electronic Devices		Tools		Other	
	Finds	Gms	Finds	Gms	Finds	Gms	Finds	Qty	Finds	Qty	Finds	Ltrs	Finds	Qty	Finds	Qty	Finds	Qty	Finds	Qty	Finds	Qty	Finds	Qty
MCC																								
Jul-19	0	0.00	0	0.00	0	0.00	0	0.00	0	0.00	0	0.000	0	0	1	1	0	0	0	0	0	0	1	2
Aug-19																								
Sep-19																								
Oct-19																								
Nov-19																								
Dec-19																								
Jan-20																								
Feb-20																								
Mar-20																								
Apr-20																								
May-20																								
Jun-20																								
Total	0	0.00	0	0.00	0	0.00	0	0.00	0	0.00	0	0.000	0	0	1	1	0	0	0	0	0	0	1	2

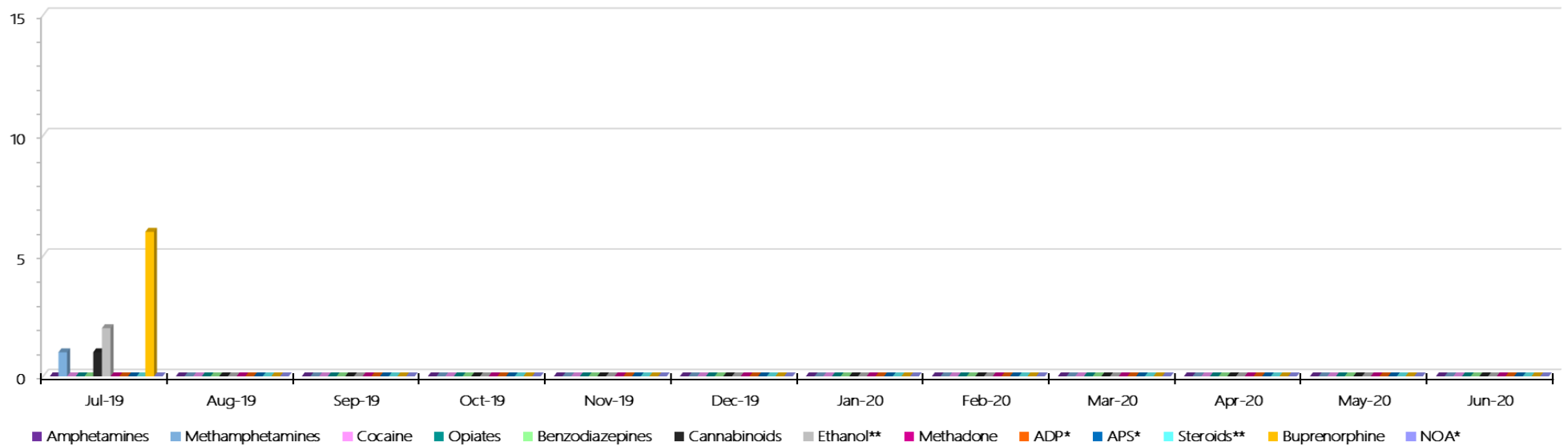
Prisoners	GVM		Powder & Crystal		Synthetic (Suspected)		Prescription Medication		Buprenorphine		Alcohol & Home Brew		Syringes & Needles		Smoking Paraphernalia		Edged Weapons		Electronic Devices		Tools		Other	
	Finds	Gms	Finds	Gms	Finds	Gms	Finds	Qty	Finds	Qty	Finds	Ltrs	Finds	Qty	Finds	Qty	Finds	Qty	Finds	Qty	Finds	Qty	Finds	Qty
MCC																								
Jul-19	0	0.00	0	0.00	0	0.00	7	10.50	5	2.40	6	68.000	0	0	1	1	1	1	2	2	0	0	6	11
Aug-19																								
Sep-19																								
Oct-19																								
Nov-19																								
Dec-19																								
Jan-20																								
Feb-20																								
Mar-20																								
Apr-20																								
May-20																								
Jun-20																								
Total	0	0.00	0	0.00	0	0.00	7	10.50	5	2.40	6	68.000	0	0	1	1	1	1	2	2	0	0	6	11

### Margoneet Targeted and Random General Drug Test Positives & Equivalents: 2019-2020



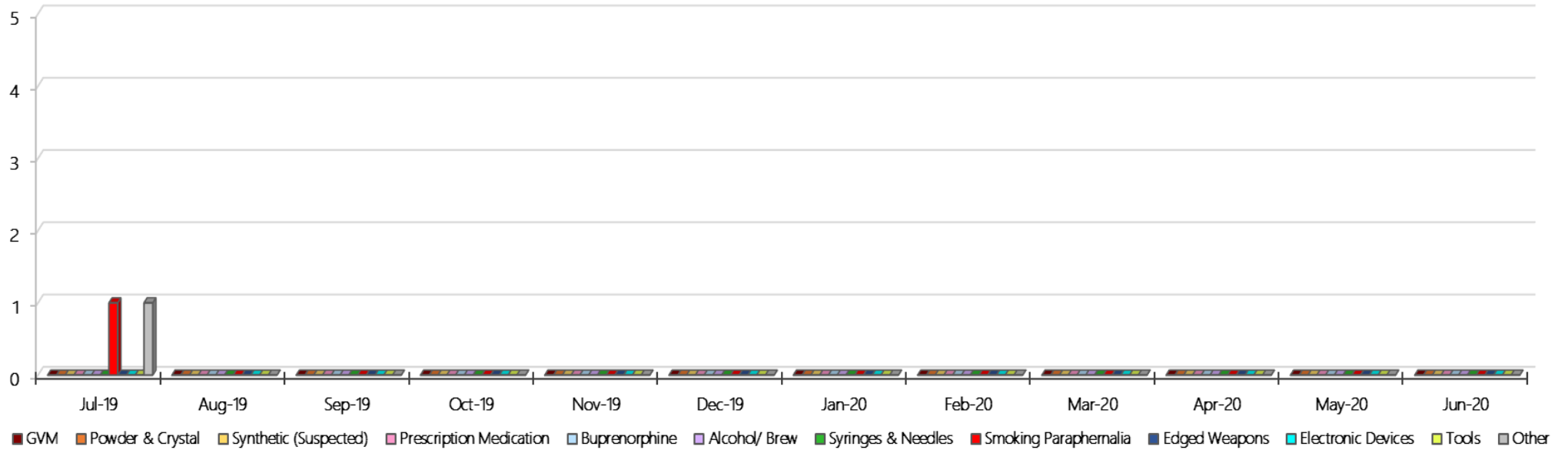
### Margoneet Positive Test Results by Drug Type: 2019-2020

Margoneet Positive Test Results By Drug Type: 2019-2020



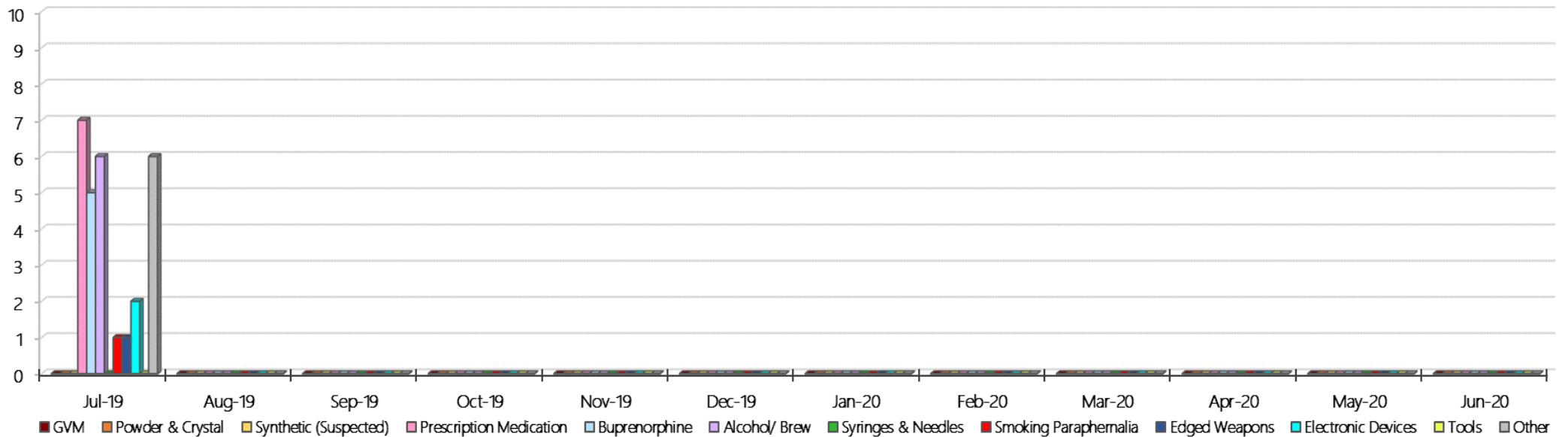
### Marrngoneet Count of Visitor Seizures Finds: 2019-2020

Marrngoneet Count of Visitor Seizure Finds: 2019-2020



### Marrngoneet Count of Prisoner Seizure Finds: 2019-2020

Marrngoneet Count of Prisoner Seizure Finds: 2019-2020



## Loddon Prison

### Targeted and Random General Drug Test Results: 2019-2020

Loddon	Jul-19	Aug-19	Sep-19	Oct-19	Nov-19	Dec-19	Jan-20	Feb-20	Mar-20	Apr-20	May-20	Jun-20	Average	Totals
Effective Sample - Targeted	82												82	82
Targeted Positives	8												8	8
Refusal	0												0	0
Unable	0												0	0
Interfered	0												0	0
Adulterated	1												1	1
Targeted % Tested Positive	10.98%												10.98%	10.98%
Awaiting / Pending Results	0												0	0
Targeted Residual	6												6	6
Random tests collected	59												59	59
Tested Positive	5												5	5
Refusal (guilty)	0												0	0
Unable (not guilty)	0												0	0
Unable (guilty)	0												0	0
Interfered (guilty)	0												0	0
No test (valid reason)	2												2	2
No test (no valid reason)	0												0	0
Adulterated	0												0	0
Awaiting / Pending Results	1												1	1
Random Residual (PIMS URAR030)	0													0
Effective Sample - Random General	59												59	59
% Tested positive	8.47%												8.47%	
% Prisoner guilty, positive equivalents	0.00%												0.00%	
% Total prisoner fails	8.47%												8.47%	
% No test without valid reason	0.00%												0.00%	
Random General Benchmark 5.00%	5.00%												YTD	
% Failures for SDO	8.47%												8.47%	

*Loddon - Drugs Identified Through Testing by Drug Type: 2019-2020*

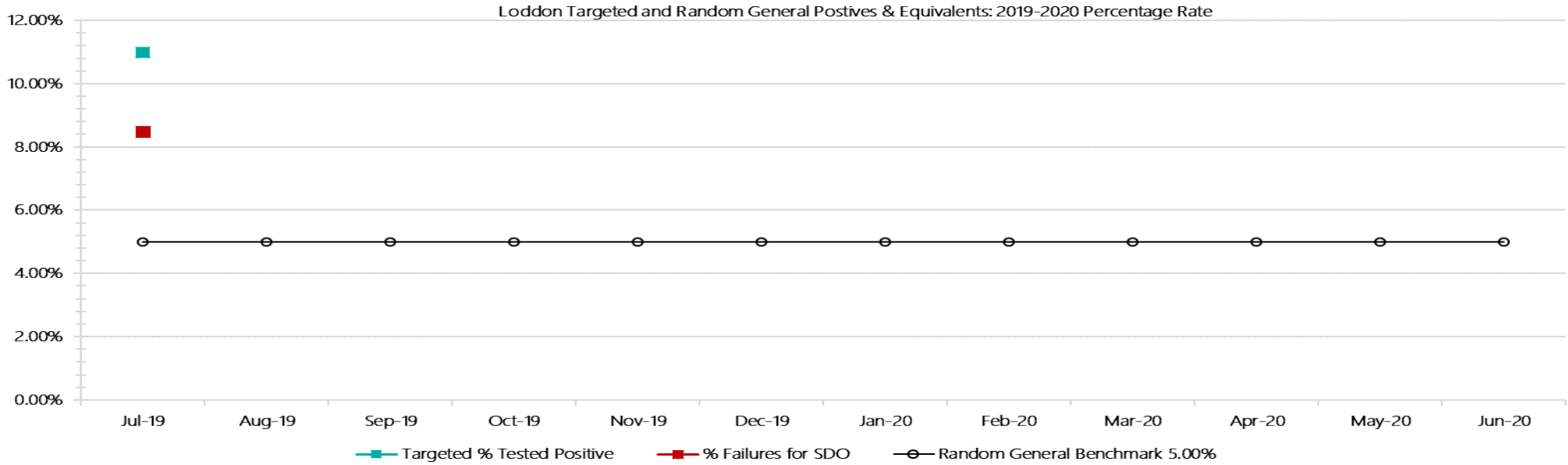
Loddon	Amphetamines	Methamphetamines	Cocaine	Opiates	Benzodiazepines	Cannabinoids	Ethanol**	Methodone	ADP*	APS*	Steroids**	Buprenorphine	NOA*	Total
Jul-19	2	3	0	0	0	0	0	0	0	0	0	19	0	24
Aug-19														
Sep-19														
Oct-19														
Nov-19														
Dec-19														
Jan-20														
Feb-20														
Mar-20														
Apr-20														
May-20														
Jun-20														
Loddon YTD	2	3	0	0	0	0	0	0	0	0	0	19	0	24
All Prisons YTD	15	27	0	5	0	4	2	6	3	1	0	182	0	245
Loddon % of Total	13.33%	11.11%	0.00%	0.00%	0.00%	0.00%	0.00%	0.00%	0.00%	0.00%	0.00%	10.44%	0.00%	9.80%

*Loddon Seizures of Contraband: Visitors & Prisoners: 2019-2020*

Visitors	GVM		Powder & Crystal		Synthetic (Suspected)		Prescription Medication		Buprenorphine		Alcohol & Home Brew		Syringes & Needles		Smoking Paraphernalia		Edged Weapons		Electronic Devices		Tools		Other	
	Finds	Gms	Finds	Gms	Finds	Gms	Finds	Qty	Finds	Qty	Finds	Ltrs	Finds	Qty	Finds	Qty	Finds	Qty	Finds	Qty	Finds	Qty	Finds	Qty
Loddon																								
Jul-19	0	0.00	0	0.00	0	0.00	0	0.00	0	0.00	0	0.000	0	0	0	0	0	0	0	0	0	0	0	0
Aug-19																								
Sep-19																								
Oct-19																								
Nov-19																								
Dec-19																								
Jan-20																								
Feb-20																								
Mar-20																								
Apr-20																								
May-20																								
Jun-20																								
Total	0	0.00	0	0.00	0	0.00	0	0.00	0	0.00	0	0.000	0	0	0	0	0	0	0	0	0	0	0	0

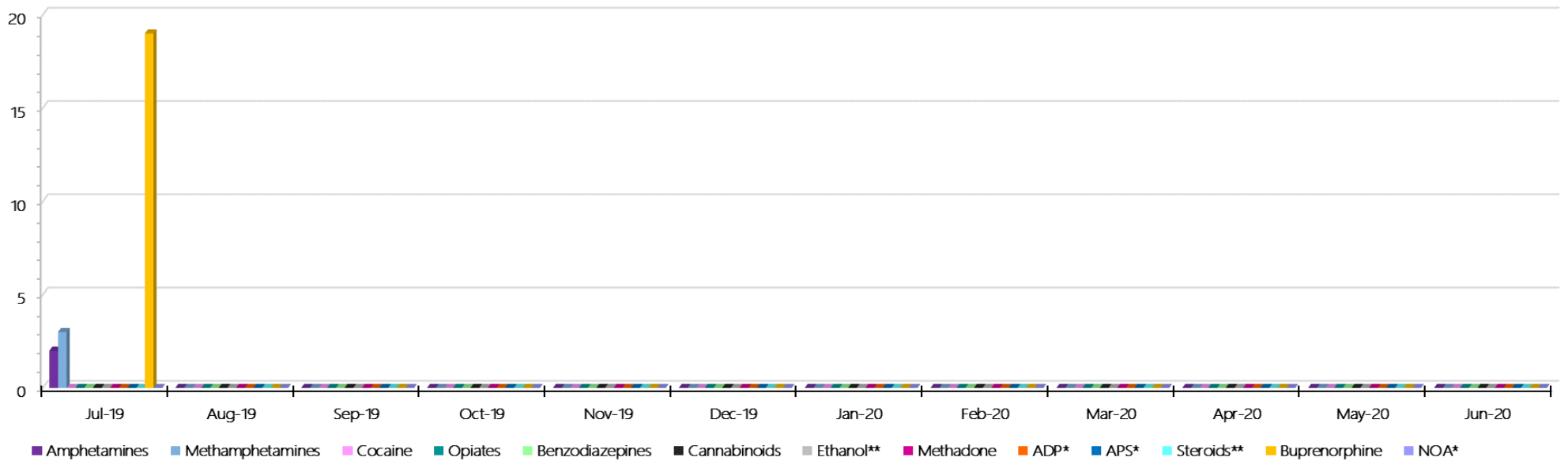
Prisoners	GVM		Powder & Crystal		Synthetic (Suspected)		Prescription Medication		Buprenorphine		Alcohol & Home Brew		Syringes & Needles		Smoking Paraphernalia		Edged Weapons		Electronic Devices		Tools		Other	
	Finds	Gms	Finds	Gms	Finds	Gms	Finds	Qty	Finds	Qty	Finds	Ltrs	Finds	Qty	Finds	Qty	Finds	Qty	Finds	Qty	Finds	Qty	Finds	Qty
Loddon																								
Jul-19	0	0.00	0	0.00	0	0.00	2	39.00	8	9.60	0	0.000	0	0	3	5	2	2	0	0	1	2	2	4
Aug-19																								
Sep-19																								
Oct-19																								
Nov-19																								
Dec-19																								
Jan-20																								
Feb-20																								
Mar-20																								
Apr-20																								
May-20																								
Jun-20																								
Total	0	0.00	0	0.00	0	0.00	2	39.00	8	9.60	0	0.000	0	0	3	5	2	2	0	0	1	2	2	4

### Loddon Targeted and Random General Drug Test Positives & Equivalents: 2019-2020



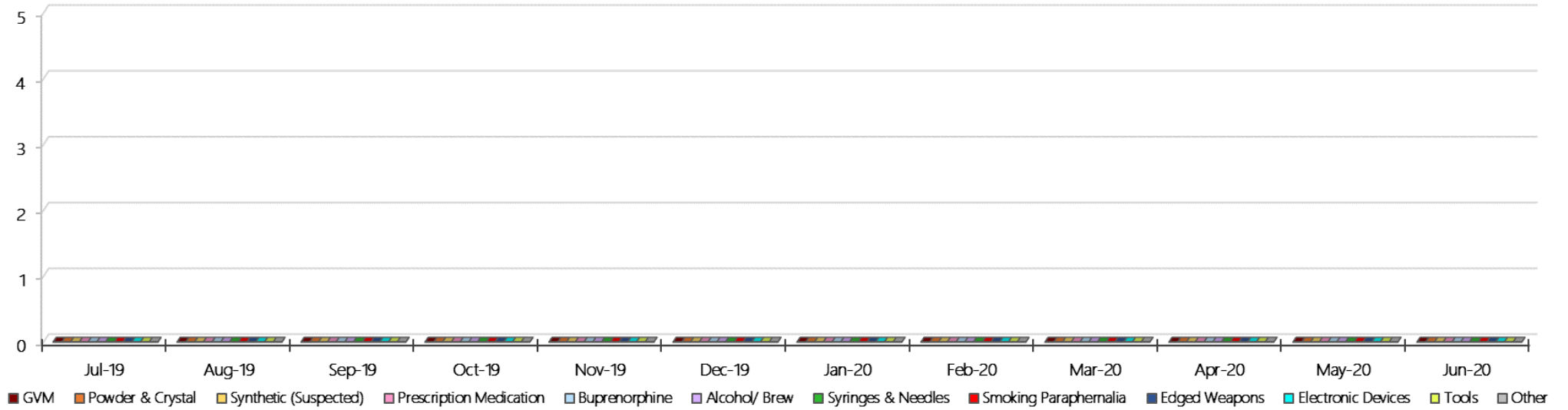
### Loddon Positive Test Results by Drug Type: 2019-2020

Loddon Positive Test Results By Drug Type: 2019-2020



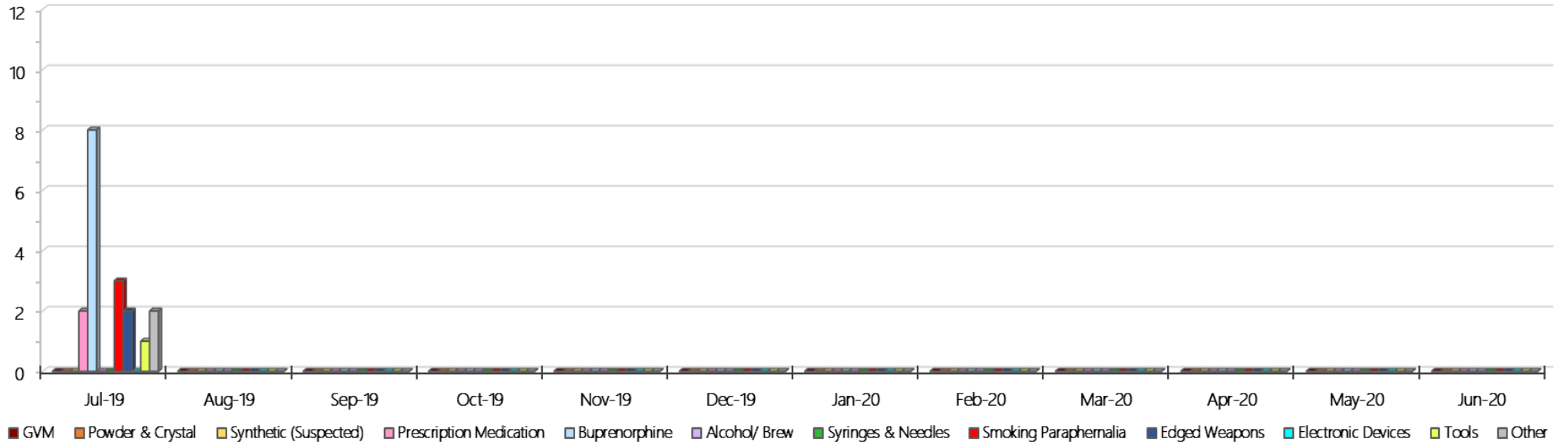
### Loddon Count of Visitor Seizures Finds: 2019-2020

Loddon Count of Visitor Seizure Finds: 2019-2020



### Loddon Count of Prisoner Seizures Finds: 2019-2020

Loddon Count of Prisoner Seizure Finds: 2019-2020





*Middleton (annex of Loddon)*  
*Targeted and Random General Drug Test Results: 2019-2020*

Middleton	Jul-19	Aug-19	Sep-19	Oct-19	Nov-19	Dec-19	Jan-20	Feb-20	Mar-20	Apr-20	May-20	Jun-20	Average	Totals
Effective Sample - Targeted	36												36	36
Targeted Positives	2												2	2
Refusal	0												0	0
Unable	0												0	0
Interfered	0												0	0
Adulterated	0												0	0
Targeted % Tested Positive	5.56%												5.56%	5.56%
Awaiting / Pending Results	0												0	0
Targeted Residual	0												0	0
Random tests collected	39												39	39
Tested Positive	0												0	0
Refusal (guilty)	0												0	0
Unable (not guilty)	0												0	0
Unable (guilty)	0												0	0
Interfered (guilty)	0												0	0
No test (valid reason)	1												1	1
No test (no valid reason)	0												0	0
Adulterated	0												0	0
Awaiting / Pending Results	0												0	0
Random Residual (PIMS URAR030)	0												0	0
Effective Sample - Random General	39												39	39
% Tested positive	0.00%												0.00%	
% Prisoner guilty, positive equivalents	0.00%												0.00%	
% Total prisoner fails	0.00%												0.00%	
% No test without valid reason	0.00%												0.00%	
Random General Benchmark 4.00%	4.00%												YTD	
% Failures for SDO	0.00%												0.00%	

Middleton - Drugs Identified Through Testing by Drug Type: 2019-2020

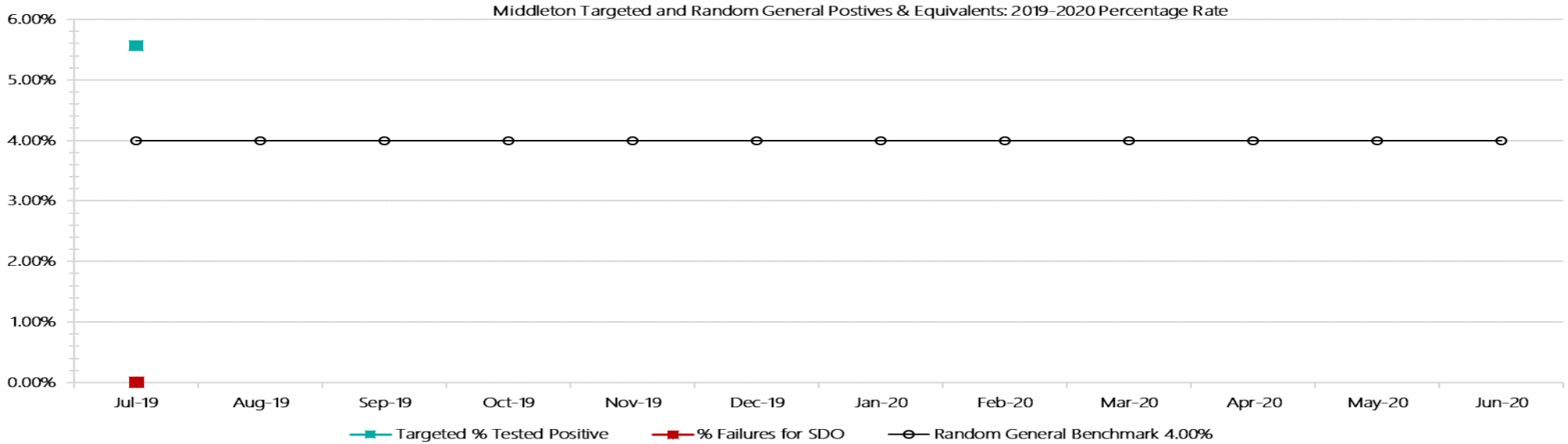
Middleton	Amphetamines	Methamphetamines	Cocaine	Opiates	Benzodiazepines	Cannabinoids	Ethanol**	Metadone	ADP*	APS*	Steroids**	Buprenorphine	NOA*	Total
Jul-19	1	2	0	0	0	0	0	0	0	0	0	3	0	6
Aug-19														
Sep-19														
Oct-19														
Nov-19														
Dec-19														
Jan-20														
Feb-20														
Mar-20														
Apr-20														
May-20														
Jun-20														
Middleton YTD	1	2	0	0	0	0	0	0	0	0	0	3	0	6
All Prisons YTD	15	27	0	5	0	4	2	6	3	1	0	182	0	245
Middleton % of Total	6.67%	7.41%	0.00%	0.00%	0.00%	0.00%	0.00%	0.00%	0.00%	0.00%	0.00%	1.65%	0.00%	2.45%

*Middleton Seizures of Contraband: Visitors & Prisoners: 2019-2020*

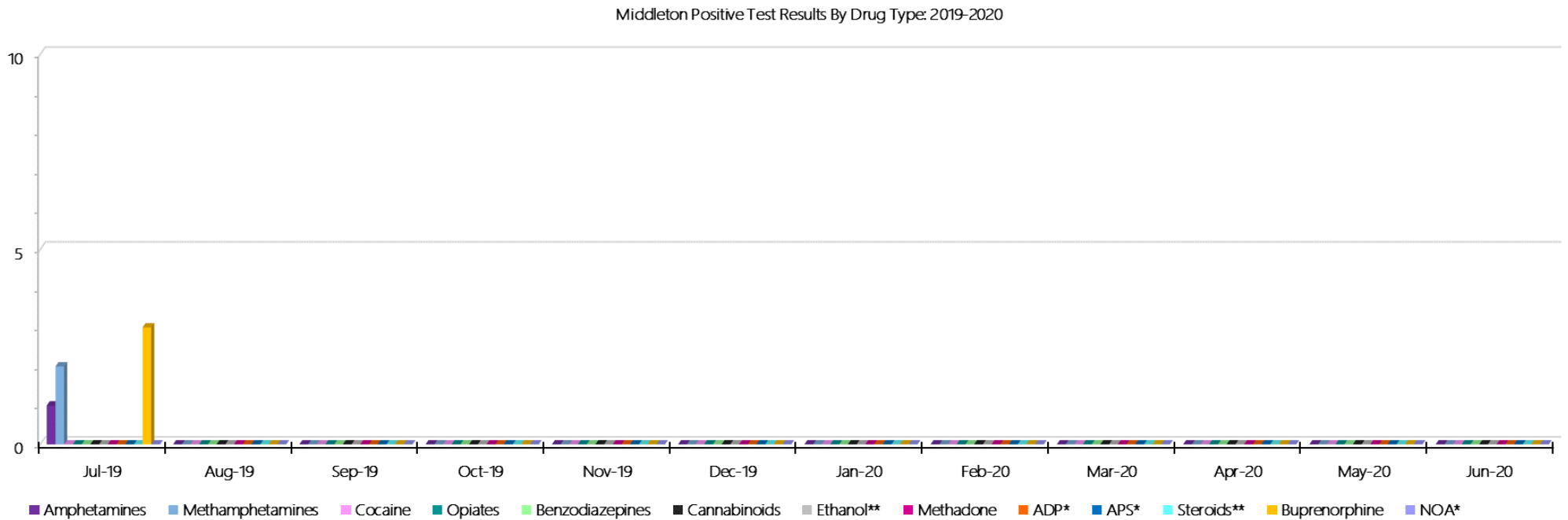
Visitors	GVM		Powder & Crystal		Synthetic (Suspected)		Prescription Medication		Buprenorphine		Alcohol & Home Brew		Syringes & Needles		Smoking Paraphernalia		Edged Weapons		Electronic Devices		Tools		Other	
	Finds	Gms	Finds	Gms	Finds	Gms	Finds	Qty	Finds	Qty	Finds	Ltrs	Finds	Qty	Finds	Qty	Finds	Qty	Finds	Qty	Finds	Qty	Finds	Qty
Middleton Jul-19	0	0.00	0	0.00	0	0.00	0	0.00	0	0.00	0	0.000	0	0	0	0	0	0	0	0	0	0	0	0
Aug-19																								
Sep-19																								
Oct-19																								
Nov-19																								
Dec-19																								
Jan-20																								
Feb-20																								
Mar-20																								
Apr-20																								
May-20																								
Jun-20																								
<b>Total</b>	<b>0</b>	<b>0.00</b>	<b>0</b>	<b>0.00</b>	<b>0</b>	<b>0.00</b>	<b>0</b>	<b>0.00</b>	<b>0</b>	<b>0.00</b>	<b>0</b>	<b>0.000</b>	<b>0</b>	<b>0</b>	<b>0</b>	<b>0</b>	<b>0</b>	<b>0</b>	<b>0</b>	<b>0</b>	<b>0</b>	<b>0</b>	<b>0</b>	<b>0</b>

Prisoners	GVM		Powder & Crystal		Synthetic (Suspected)		Prescription Medication		Buprenorphine		Alcohol & Home Brew		Syringes & Needles		Smoking Paraphernalia		Edged Weapons		Electronic Devices		Tools		Other	
	Finds	Gms	Finds	Gms	Finds	Gms	Finds	Qty	Finds	Qty	Finds	Ltrs	Finds	Qty	Finds	Qty	Finds	Qty	Finds	Qty	Finds	Qty	Finds	Qty
Middleton Jul-19	0	0.00	0	0.00	0	0.00	0	0.00	0	0.00	0	0.000	0	0	1	1	1	1	1	1	0	0	0	0
Aug-19																								
Sep-19																								
Oct-19																								
Nov-19																								
Dec-19																								
Jan-20																								
Feb-20																								
Mar-20																								
Apr-20																								
May-20																								
Jun-20																								
<b>Total</b>	<b>0</b>	<b>0.00</b>	<b>0</b>	<b>0.00</b>	<b>0</b>	<b>0.00</b>	<b>0</b>	<b>0.00</b>	<b>0</b>	<b>0.00</b>	<b>0</b>	<b>0.000</b>	<b>0</b>	<b>0</b>	<b>1</b>	<b>1</b>	<b>1</b>	<b>1</b>	<b>1</b>	<b>1</b>	<b>0</b>	<b>0</b>	<b>0</b>	<b>0</b>

### Middleton Targeted and Random General Drug Test Positives & Equivalents: 2019-2020

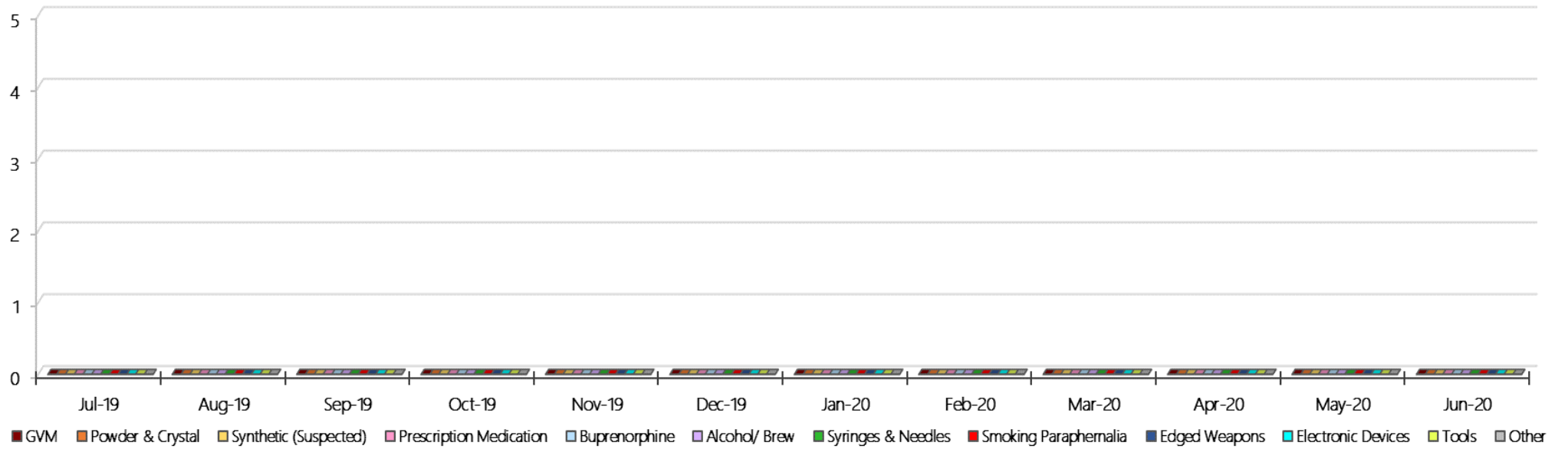


### Middleton Positive Test Results by Drug Type: 2019-2020



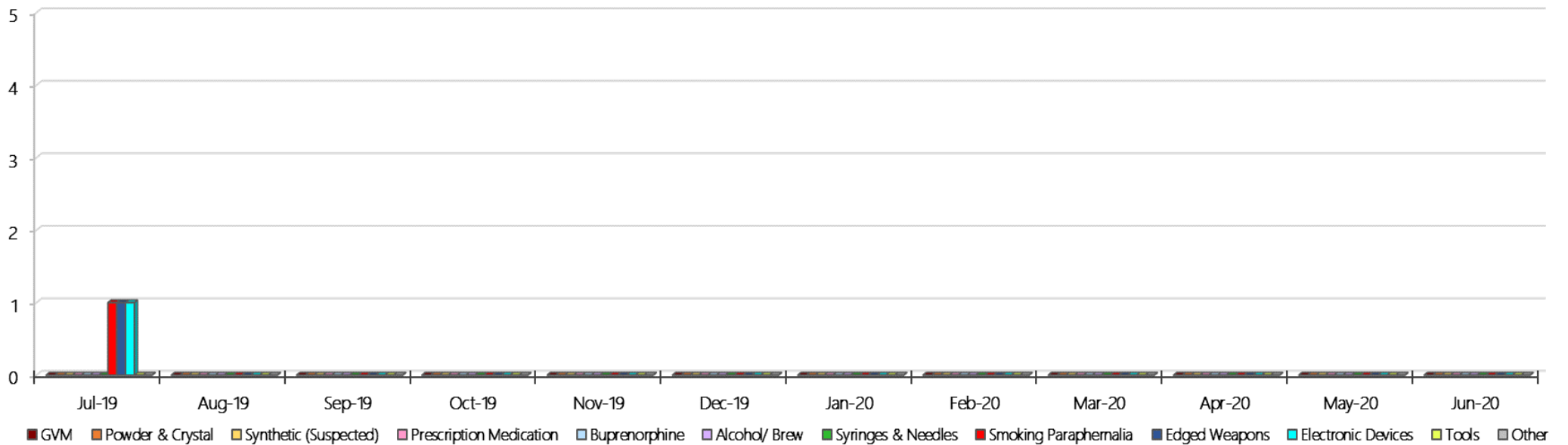
### Middleton Count of Visitor Seizures Finds: 2019-2020

Middleton Count of Visitor Seizure Finds: 2019-2020



### Middleton Count of Prisoner Seizure Finds: 2019-2020

Middleton Count of Prisoner Seizure Finds: 2019-2020



*Ravenhall Correctional Centre*  
*Targeted and Random General Drug Test Results: 2019-2020*

Ravenhall	Jul-19	Aug-19	Sep-19	Oct-19	Nov-19	Dec-19	Jan-20	Feb-20	Mar-20	Apr-20	May-20	Jun-20	Average	Totals
Effective Sample - Targeted	375												375	375
Targeted Positives	16												16	16
Refusal	1												1	1
Unable	5												5	5
Interfered	0												0	0
Adulterated	0												0	0
Targeted % Tested Positive	5.87%												5.87%	5.87%
Awaiting / Pending Results	0												0	0
Targeted Residual	0												0	0
Random tests collected	174												174	174
Tested Positive	8												8	8
Refusal (guilty)	1												1	1
Unable (not guilty)	0												0	0
Unable (guilty)	0												0	0
Interfered (guilty)	0												0	0
No test (valid reason)	7												7	7
No test (no valid reason)	0												0	0
Adulterated	0												0	0
Awaiting / Pending Results	0												0	0
Random Residual ( <i>PIMS URAR030</i> )	0													0
Effective Sample - Random General	175												175	175
% Tested positive	4.57%												4.57%	
% Prisoner guilty, positive equivalents	0.57%												0.57%	
% Total prisoner fails	5.14%												5.14%	
% No test without valid reason	0.00%												0.00%	
% Failures for SDO	5.14%												5.14%	

*Ravenhall - Drugs Identified Through Testing by Drug Type: 2019-2020*

Ravenhall	Amphetamines	Methamphetamines	Cocaine	Opiates	Benzodiazepines	Cannabinoids	Ethanol**	Metadone	ADP*	APS*	Steroids**	Buprenorphine	NOA*	Total
Jul-19	2	5	0	0	0	2	0	0	0	0	0	28	0	37
Aug-19														
Sep-19														
Oct-19														
Nov-19														
Dec-19														
Jan-20														
Feb-20														
Mar-20														
Apr-20														
May-20														
Jun-20														
<b>Ravenhall YTD</b>	<b>2</b>	<b>5</b>	<b>0</b>	<b>0</b>	<b>0</b>	<b>2</b>	<b>0</b>	<b>0</b>	<b>0</b>	<b>0</b>	<b>0</b>	<b>28</b>	<b>0</b>	<b>37</b>
<i>All Prisons YTD</i>	<i>15</i>	<i>27</i>	<i>0</i>	<i>5</i>	<i>0</i>	<i>4</i>	<i>2</i>	<i>6</i>	<i>3</i>	<i>1</i>	<i>0</i>	<i>182</i>	<i>0</i>	<i>245</i>
<i>Ravenhall % of Total</i>	<i>13.33%</i>	<i>18.52%</i>	<i>0.00%</i>	<i>0.00%</i>	<i>0.00%</i>	<i>50.00%</i>	<i>0.00%</i>	<i>0.00%</i>	<i>0.00%</i>	<i>0.00%</i>	<i>0.00%</i>	<i>15.38%</i>	<i>0.00%</i>	<i>15.10%</i>

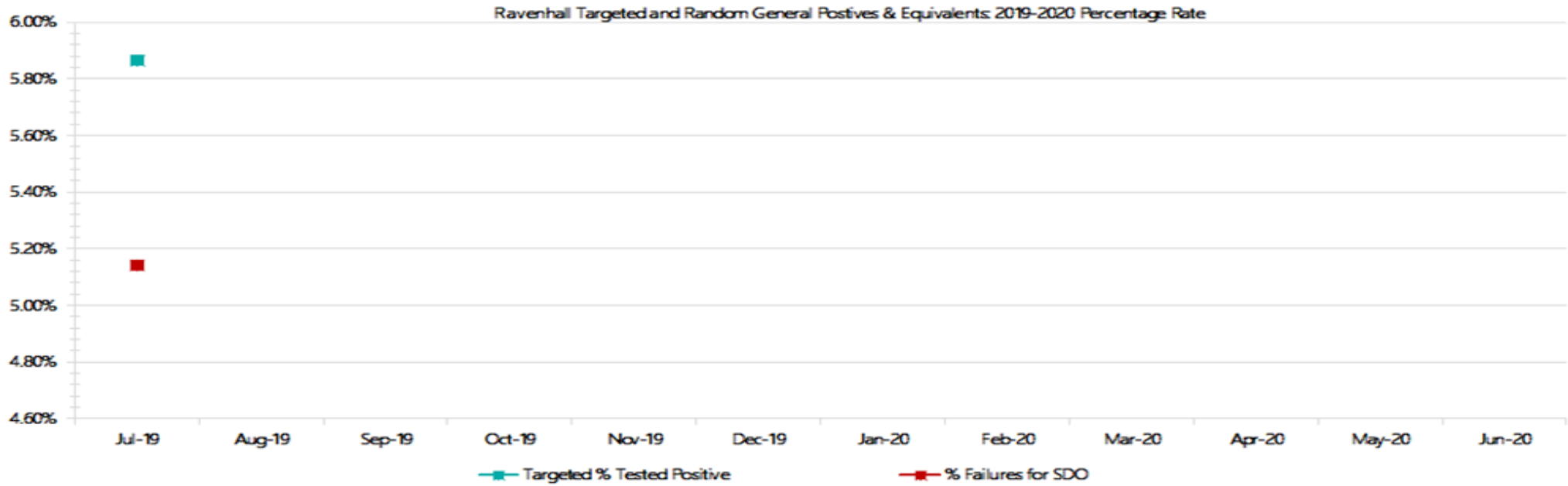
### Ravenhall Seizures of Contraband: Visitors & Prisoners: 2019-2020

Visitors	GVM		Powder & Crystal		Synthetic (Suspected)		Prescription Medication		Buprenorphine		Alcohol & Home Brew		Syringes & Needles		Smoking Paraphernalia		Edged Weapons		Electronic Devices		Tools		Other	
	Finds	Gms	Finds	Gms	Finds	Gms	Finds	Qty	Finds	Qty	Finds	Ltrs	Finds	Qty	Finds	Qty	Finds	Qty	Finds	Qty	Finds	Qty	Finds	Qty
Jul-19	2	22.09	2	2.62	0	0.00	2	8.00	1	5.00	0	0.000	0	0	3	12	2	2	0	0	1	6	0	0
Aug-19																								
Sep-19																								
Oct-19																								
Nov-19																								
Dec-19																								
Jan-20																								
Feb-20																								
Mar-20																								
Apr-20																								
May-20																								
Jun-20																								
<b>Total</b>	<b>2</b>	<b>22.09</b>	<b>2</b>	<b>2.62</b>	<b>0</b>	<b>0.00</b>	<b>2</b>	<b>8.00</b>	<b>1</b>	<b>5.00</b>	<b>0</b>	<b>0.000</b>	<b>0</b>	<b>0</b>	<b>3</b>	<b>12</b>	<b>2</b>	<b>2</b>	<b>0</b>	<b>0</b>	<b>1</b>	<b>6</b>	<b>0</b>	<b>0</b>

Prisoners	GVM		Powder & Crystal		Synthetic (Suspected)		Prescription Medication		Buprenorphine		Alcohol & Home Brew		Syringes & Needles		Smoking Paraphernalia		Edged Weapons		Electronic Devices		Tools		Other	
	Finds	Gms	Finds	Gms	Finds	Gms	Finds	Qty	Finds	Qty	Finds	Ltrs	Finds	Qty	Finds	Qty	Finds	Qty	Finds	Qty	Finds	Qty	Finds	Qty
Jul-19	1	3.76	0	0.00	0	0.00	15	192.00	11	15.00	1	1.000	0	0	12	16	19	37	0	0	8	35	8	30
Aug-19																								
Sep-19																								
Oct-19																								
Nov-19																								
Dec-19																								
Jan-20																								
Feb-20																								
Mar-20																								
Apr-20																								
May-20																								
Jun-20																								
<b>Total</b>	<b>1</b>	<b>3.76</b>	<b>0</b>	<b>0.00</b>	<b>0</b>	<b>0.00</b>	<b>15</b>	<b>192.00</b>	<b>11</b>	<b>15.00</b>	<b>1</b>	<b>1.000</b>	<b>0</b>	<b>0</b>	<b>12</b>	<b>16</b>	<b>19</b>	<b>37</b>	<b>0</b>	<b>0</b>	<b>8</b>	<b>35</b>	<b>8</b>	<b>30</b>

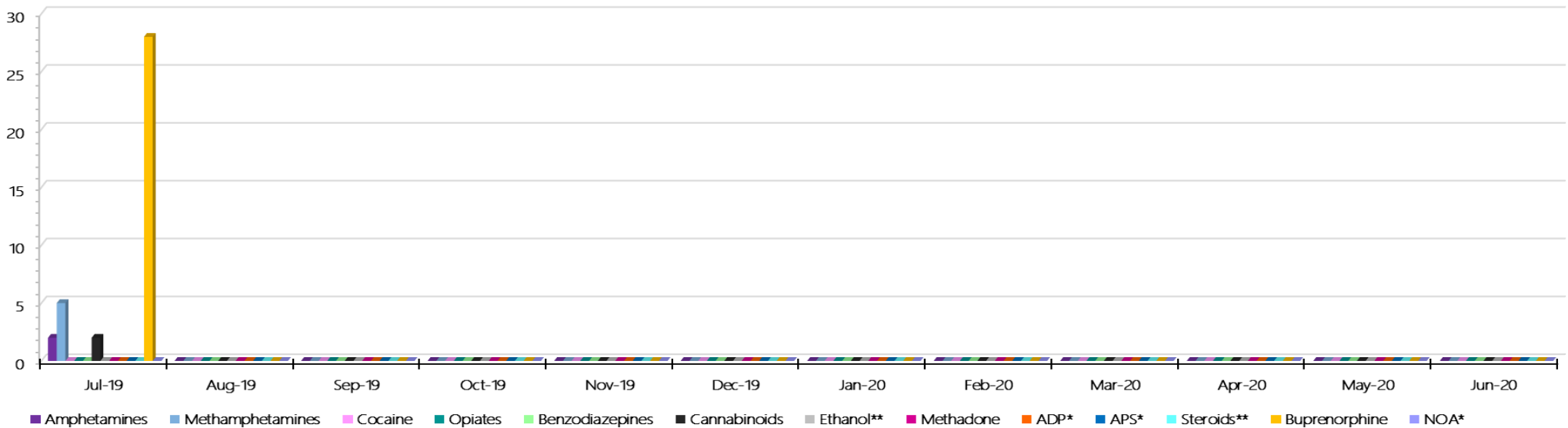


### Ravenhall Targeted and Random General Drug Test Positives & Equivalentents: 2019-2020



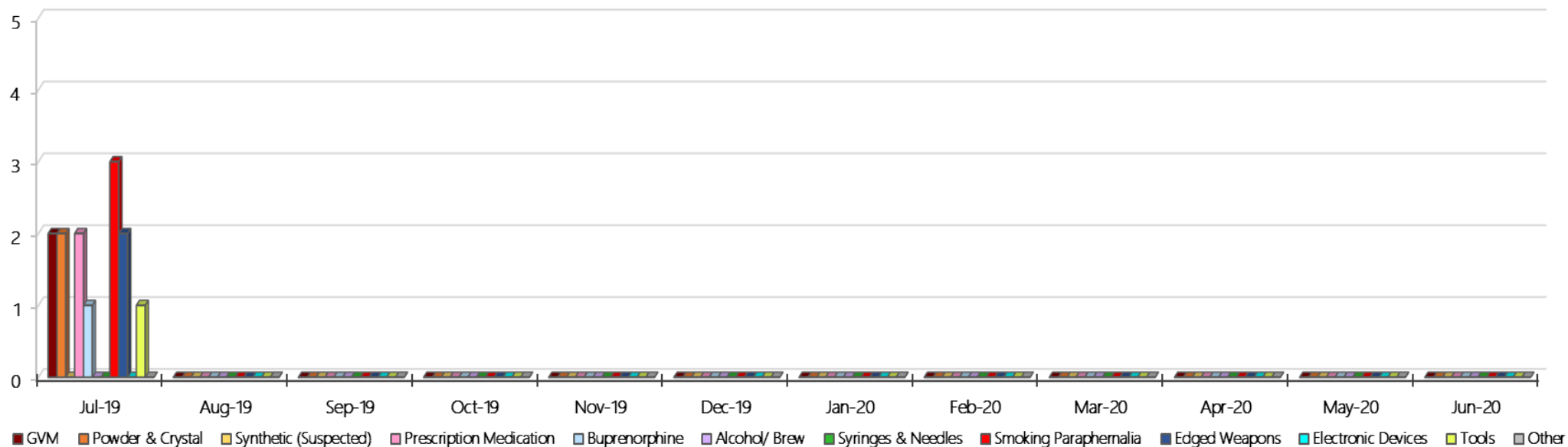
### Ravenhall Positive Test Results by Drug Type: 2019-2020

Ravenhall Positive Test Results By Drug Type 2019-2020



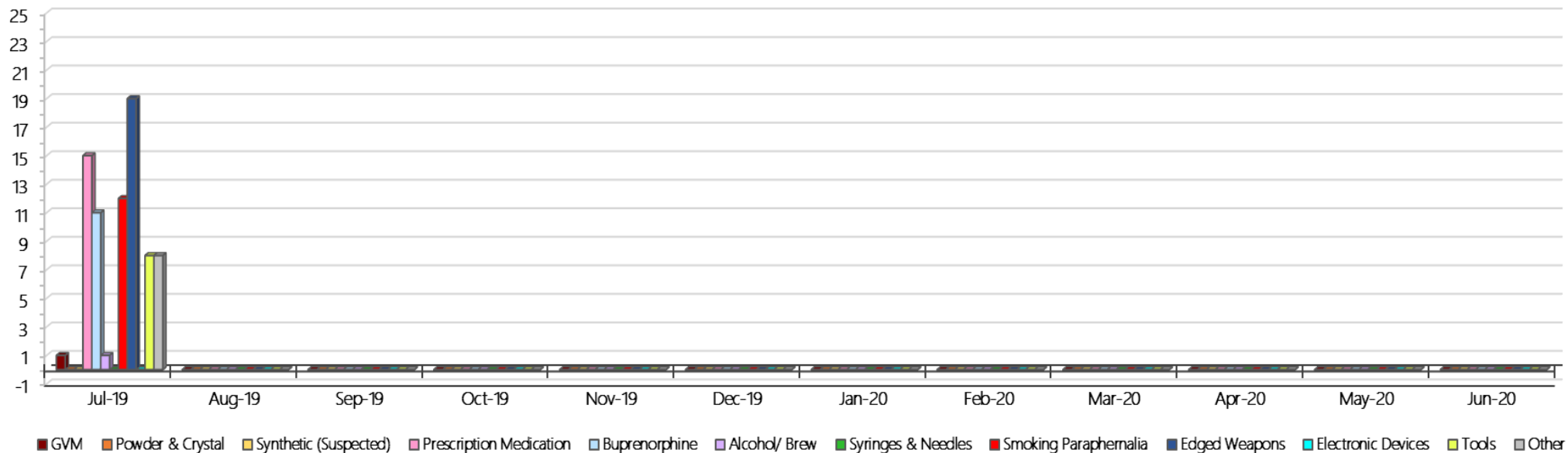
### Ravenhall Count of Visitor Seizure Finds: 2019-2020

Ravenhall Count of Visitor Seizure Finds: 2019-2020



### Ravenhall Count of Prisoner Seizure Finds: 2019-2020

Ravenhall Count of Prisoner Seizure Finds: 2019-2020



## Beechworth Correctional Centre

### Targeted and Random General Drug Test Results: 2019-2020

Beechworth	Jul-19	Aug-19	Sep-19	Oct-19	Nov-19	Dec-19	Jan-20	Feb-20	Mar-20	Apr-20	May-20	Jun-20	Average	Totals
Effective Sample - Targeted	43												43	43
Targeted Positives	0												0	0
Refusal	0												0	0
Unable	0												0	0
Interfered	0												0	0
Adulterated	0												0	0
Targeted % Tested Positive	0.00%												0.00%	0.00%
Awaiting / Pending Results	0												0	0
Targeted Residual	0												0	0
Random tests collected	27												27	27
Tested Positive	0												0	0
Refusal (guilty)	0												0	0
Unable (not guilty)	0												0	0
Unable (guilty)	0												0	0
Interfered (guilty)	0												0	0
No test (valid reason)	0												0	0
No test (no valid reason)	0												0	0
Adulterated	0												0	0
Awaiting / Pending Results	1												1	1
Random Residual (PIMS URAR030)	0													0
Effective Sample - Random General	27												27	27
% Tested positive	0.00%												0.00%	
% Prisoner guilty, positive equivalents	0.00%												0.00%	
% Total prisoner fails	0.00%												0.00%	
% No test without valid reason	0.00%												0.00%	
Random General Benchmark 1.80%	1.80%	1.80%	1.80%	1.80%	1.80%	1.80%	1.80%	1.80%	1.80%	1.80%	1.80%	1.80%	YTD	
% Failures for SDO	0.00%												0.00%	

*Beechworth - Drugs Identified Through Testing by Drug Type: 2019-2020*

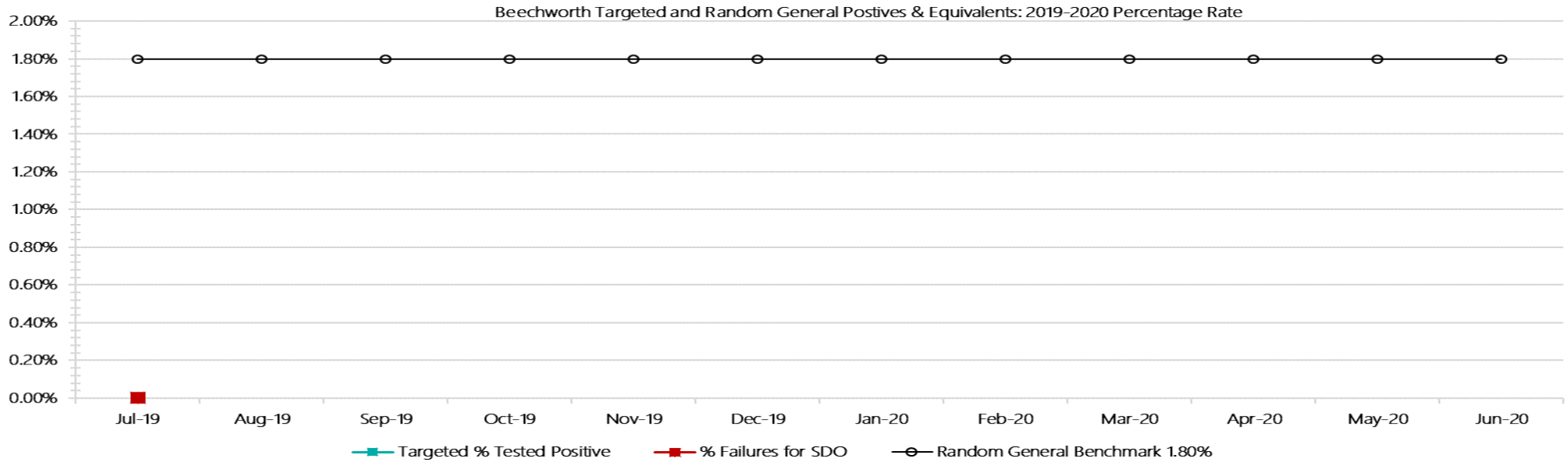
Beechworth	Amphetamines	Methamphetamines	Cocaine	Opiates	Benzodiazepines	Cannabinoids	Ethanol**	Methadone	ADP*	APS*	Steroids**	Buprenorphine	NOA*	Total
Jul-19	0	0	0	0	0	0	0	0	0	0	0	0	0	0
Aug-19														
Sep-19														
Oct-19														
Nov-19														
Dec-19														
Jan-20														
Feb-20														
Mar-20														
Apr-20														
May-20														
Jun-20														
<b>Beechworth YTD</b>	<b>0</b>	<b>0</b>	<b>0</b>	<b>0</b>	<b>0</b>	<b>0</b>	<b>0</b>	<b>0</b>	<b>0</b>	<b>0</b>	<b>0</b>	<b>0</b>	<b>0</b>	<b>0</b>
<i>All Prisons YTD</i>	<i>15</i>	<i>27</i>	<i>0</i>	<i>5</i>	<i>0</i>	<i>4</i>	<i>2</i>	<i>6</i>	<i>3</i>	<i>1</i>	<i>0</i>	<i>182</i>	<i>0</i>	<i>245</i>
<i>Beechworth % of Total</i>	<i>0.00%</i>	<i>0.00%</i>	<i>0.00%</i>	<i>0.00%</i>	<i>0.00%</i>	<i>0.00%</i>	<i>0.00%</i>	<i>0.00%</i>	<i>0.00%</i>	<i>0.00%</i>	<i>0.00%</i>	<i>0.00%</i>	<i>0.00%</i>	<i>0.00%</i>

*Beechworth Seizures of Contraband: Visitors & Prisoners: 2019-2020*

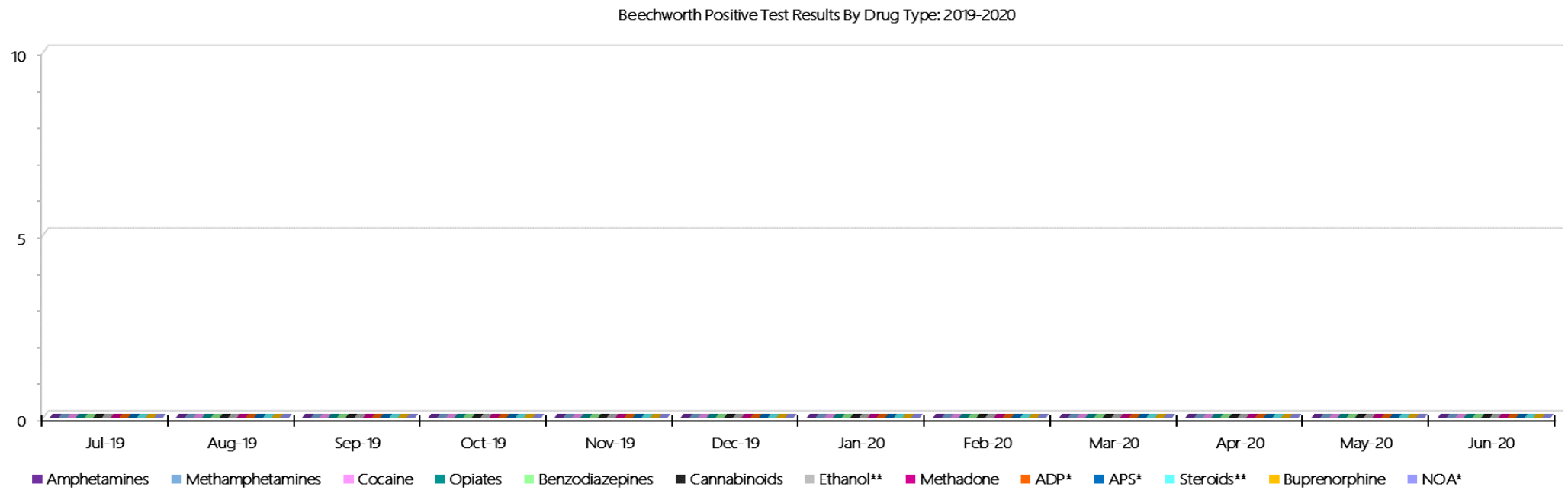
Visitors	GVM		Powder & Crystal		Synthetic (Suspected)		Prescription Medication		Buprenorphine		Alcohol & Home Brew		Syringes & Needles		Smoking Paraphernalia		Edged Weapons		Electronic Devices		Tools		Other		
	Finds	Gms	Finds	Gms	Finds	Gms	Finds	Qty	Finds	Qty	Finds	Ltrs	Finds	Qty	Finds	Qty	Finds	Qty	Finds	Qty	Finds	Qty	Finds	Qty	
BCC	0	0.00	0	0.00	0	0.00	0	0.00	0	0.00	0	0.000	0	0	0	0	0	0	0	0	0	0	0	0	0
Jul-19	0	0.00	0	0.00	0	0.00	0	0.00	0	0.00	0	0.000	0	0	0	0	0	0	0	0	0	0	0	0	0
Aug-19																									
Sep-19																									
Oct-19																									
Nov-19																									
Dec-19																									
Jan-20																									
Feb-20																									
Mar-20																									
Apr-20																									
May-20																									
Jun-20																									
Total	0	0.00	0	0.00	0	0.00	0	0.00	0	0.00	0	0.000	0	0	0	0	0	0	0	0	0	0	0	0	0

Prisoners	GVM		Powder & Crystal		Synthetic (Suspected)		Prescription Medication		Buprenorphine		Alcohol & Home Brew		Syringes & Needles		Smoking Paraphernalia		Edged Weapons		Electronic Devices		Tools		Other		
	Finds	Gms	Finds	Gms	Finds	Gms	Finds	Qty	Finds	Qty	Finds	Ltrs	Finds	Qty	Finds	Qty	Finds	Qty	Finds	Qty	Finds	Qty	Finds	Qty	
BCC	0	0.00	0	0.00	0	0.00	0	0.00	0	0.00	0	0.000	0	0	0	0	0	0	0	0	0	0	0	2	6
Jul-19	0	0.00	0	0.00	0	0.00	0	0.00	0	0.00	0	0.000	0	0	0	0	0	0	0	0	0	0	0	2	6
Aug-19																									
Sep-19																									
Oct-19																									
Nov-19																									
Dec-19																									
Jan-20																									
Feb-20																									
Mar-20																									
Apr-20																									
May-20																									
Jun-20																									
Total	0	0.00	0	0.00	0	0.00	0	0.00	0	0	0	0.000	0	0	0	0	0	0	0	0	0	0	0	2	6

### Beechworth Targeted and Random General Drug Test Positives & Equivalents: 2019-2020

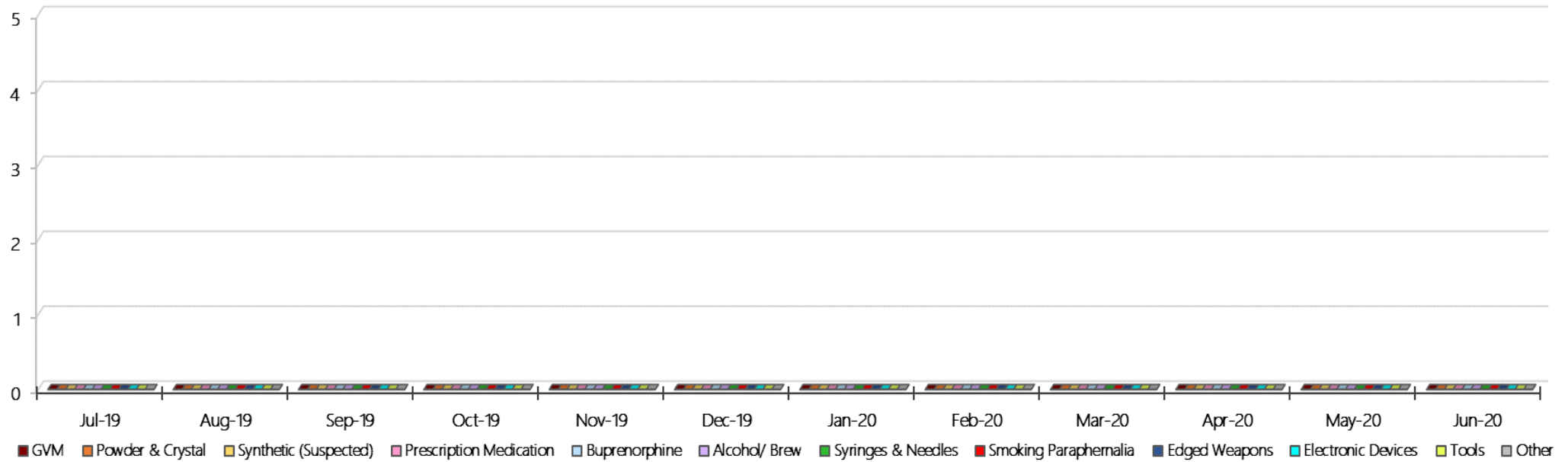


### Beechworth Positive Test Results by Drug Type: 2019-2020



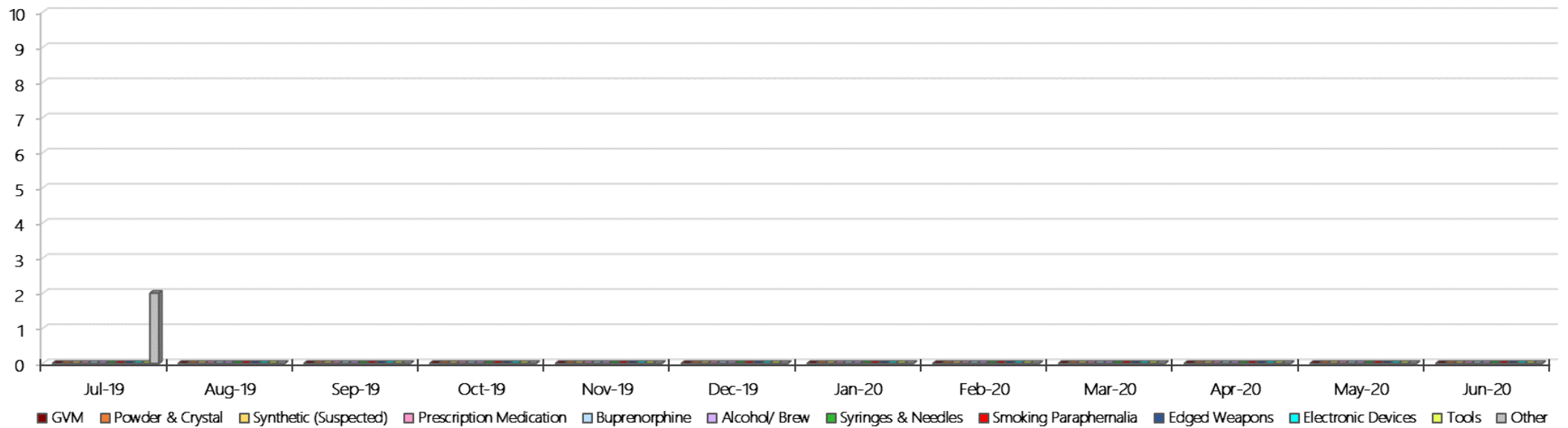
### Beechworth Count of Visitor Seizure Finds: 2019-2020

Beechworth Count of Visitor Seizure Finds: 2019-2020



### Beechworth Count of Prisoner Seizure Finds: 2019-2020

Beechworth Count of Prisoner Seizure Finds : 2019-2020



## Dhurringile Prison

### Targeted and Random General Drug Test Results: 2019-2020

Dhurringile	Jul-19	Aug-19	Sep-19	Oct-19	Nov-19	Dec-19	Jan-20	Feb-20	Mar-20	Apr-20	May-20	Jun-20	Average	Totals
Effective Sample - Targeted	130												130	130
Targeted Positives	5												5	5
Refusal	2												2	2
Unable	0												0	0
Interfered	0												0	0
Adulterated	0												0	0
Targeted % Tested Positive	5.38%												5.38%	5.38%
Awaiting / Pending Results	0												0	0
Targeted Residual	1												1	1
Random tests collected	34												34	34
Tested Positive	1												1	1
Refusal (guilty)	0												0	0
Unable (not guilty)	0												0	0
Unable (guilty)	0												0	0
Interfered (guilty)	0												0	0
No test (valid reason)	0												0	0
No test (no valid reason)	0												0	0
Adulterated	0												0	0
Awaiting / Pending Results	0												0	0
Random Residual (PIMS URAR030)	0												0	0
Effective Sample - Random General	34												34	34
% Tested positive	2.94%												2.94%	
% Prisoner guilty, positive equivalents	0.00%												0.00%	
% Total prisoner fails	2.94%												2.94%	
% No test without valid reason	0.00%												0.00%	
Random General Benchmark 3.50%	3.50%												YTD	
% Failures for SDO	2.94%												2.94%	



*Dhurringile - Drugs Identified Through Testing by Drug Type: 2019-2020*

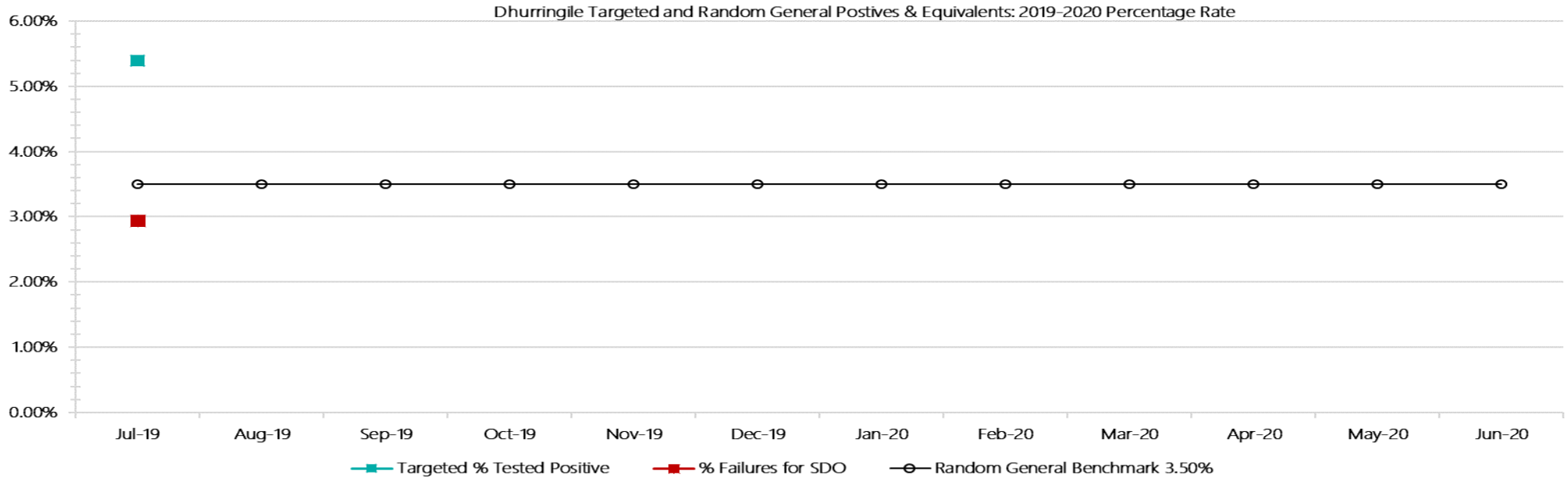
Dhurringile	Amphetamines	Methamphetamines	Cocaine	Opiates	Benzodiazepines	Cannabinoids	Ethanol**	Metadone	ADP*	APS*	Steroids**	Buprenorphine	NOA*	Total
Jul-19	2	3	0	1	0	0	0	0	0	0	0	3	0	9
Aug-19														
Sep-19														
Oct-19														
Nov-19														
Dec-19														
Jan-20														
Feb-20														
Mar-20														
Apr-20														
May-20														
Jun-20														
<b>Dhurringile YTD</b>	<b>2</b>	<b>3</b>	<b>0</b>	<b>1</b>	<b>0</b>	<b>0</b>	<b>0</b>	<b>0</b>	<b>0</b>	<b>0</b>	<b>0</b>	<b>3</b>	<b>0</b>	<b>9</b>
<i>All Prisons YTD</i>	<i>15</i>	<i>27</i>	<i>0</i>	<i>5</i>	<i>0</i>	<i>4</i>	<i>2</i>	<i>6</i>	<i>3</i>	<i>1</i>	<i>0</i>	<i>182</i>	<i>0</i>	<i>245</i>
<i>Dhurringile % of Total</i>	<i>13.33%</i>	<i>11.11%</i>	<i>0.00%</i>	<i>20.00%</i>	<i>0.00%</i>	<i>0.00%</i>	<i>0.00%</i>	<i>0.00%</i>	<i>0.00%</i>	<i>0.00%</i>	<i>0.00%</i>	<i>1.65%</i>	<i>0.00%</i>	<i>3.67%</i>

### Dhurringile Seizures of Contraband: Visitors & Prisoners: 2019-2020

Visitors	GVM		Powder & Crystal		Synthetic (Suspected)		Prescription Medication		Buprenorphine		Alcohol & Home Brew		Syringes & Needles		Smoking Paraphernalia		Edged Weapons		Electronic Devices		Tools		Other		
	D'gile	Finds	Gms	Finds	Gms	Finds	Gms	Finds	Qty	Finds	Qty	Finds	Ltrs	Finds	Qty	Finds	Qty	Finds	Qty	Finds	Qty	Finds	Qty	Finds	Qty
Jul-19	0	0	0.00	0	0.00	0	0.00	0	0.00	0	0.00	0	0.000	0	0	0	0	0	0	0	0	0	0	0	0
Aug-19																									
Sep-19																									
Oct-19																									
Nov-19																									
Dec-19																									
Jan-20																									
Feb-20																									
Mar-20																									
Apr-20																									
May-20																									
Jun-20																									
<b>Total</b>	<b>0</b>	<b>0</b>	<b>0.00</b>	<b>0</b>	<b>0.00</b>	<b>0</b>	<b>0.00</b>	<b>0</b>	<b>0.00</b>	<b>0</b>	<b>0.00</b>	<b>0</b>	<b>0.000</b>	<b>0</b>	<b>0</b>	<b>0</b>	<b>0</b>	<b>0</b>	<b>0</b>	<b>0</b>	<b>0</b>	<b>0</b>	<b>0</b>	<b>0</b>	<b>0</b>

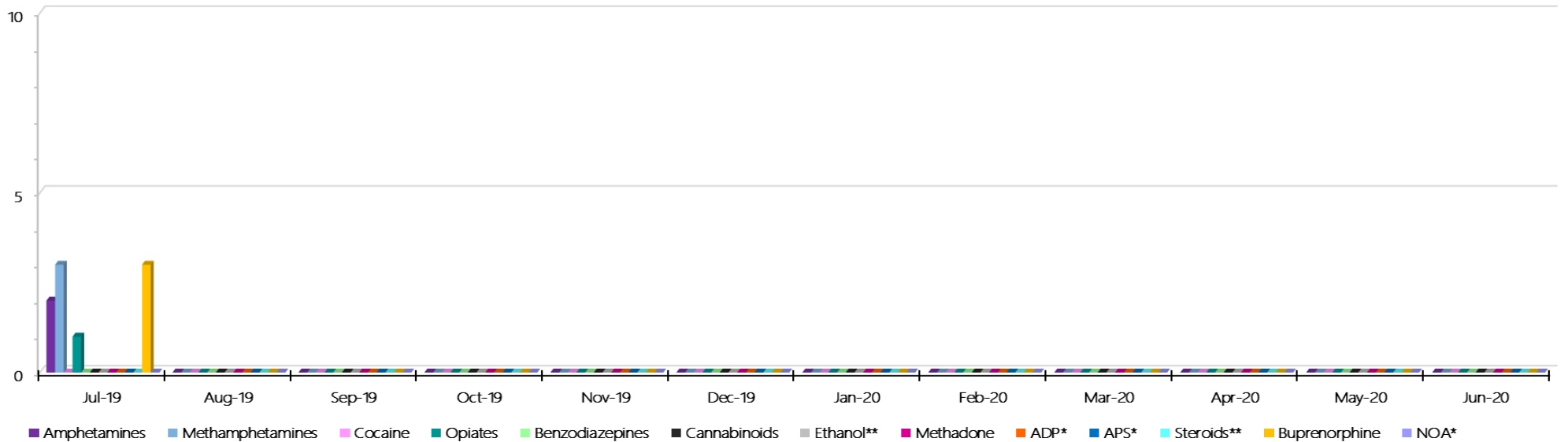
Prisoners	GVM		Powder & Crystal		Synthetic (Suspected)		Prescription Medication		Buprenorphine		Alcohol & Home Brew		Syringes & Needles		Smoking Paraphernalia		Edged Weapons		Electronic Devices		Tools		Other		
	D'gile	Finds	Gms	Finds	Gms	Finds	Gms	Finds	Qty	Finds	Qty	Finds	Ltrs	Finds	Qty	Finds	Qty	Finds	Qty	Finds	Qty	Finds	Qty	Finds	Qty
Jul-19	0	0	0.00	0	0.00	0	0.00	0	0.00	0	0.00	1	3.000	3	3	4	8	1	1	0	0	1	4	1	1
Aug-19																									
Sep-19																									
Oct-19																									
Nov-19																									
Dec-19																									
Jan-20																									
Feb-20																									
Mar-20																									
Apr-20																									
May-20																									
Jun-20																									
<b>Total</b>	<b>0</b>	<b>0</b>	<b>0.00</b>	<b>0</b>	<b>0.00</b>	<b>0</b>	<b>0.00</b>	<b>0</b>	<b>0.00</b>	<b>0</b>	<b>0.00</b>	<b>1</b>	<b>3.000</b>	<b>3</b>	<b>3</b>	<b>4</b>	<b>8</b>	<b>1</b>	<b>1</b>	<b>0</b>	<b>0</b>	<b>1</b>	<b>4</b>	<b>1</b>	<b>1</b>

### Dhurringile Targeted and Random General Drug Test Positives & Equivalentents: 2019-2020



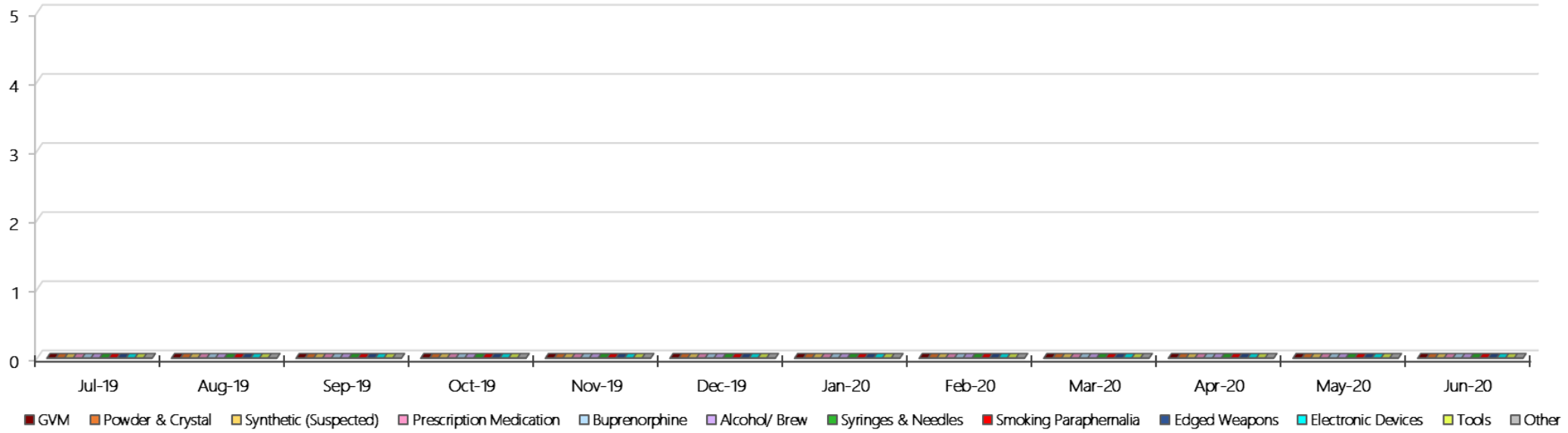
### Dhurringile Positive Test Results by Drug Type: 2019-2020

Dhurringile Positive Test Results By Drug Type: 2019-2020



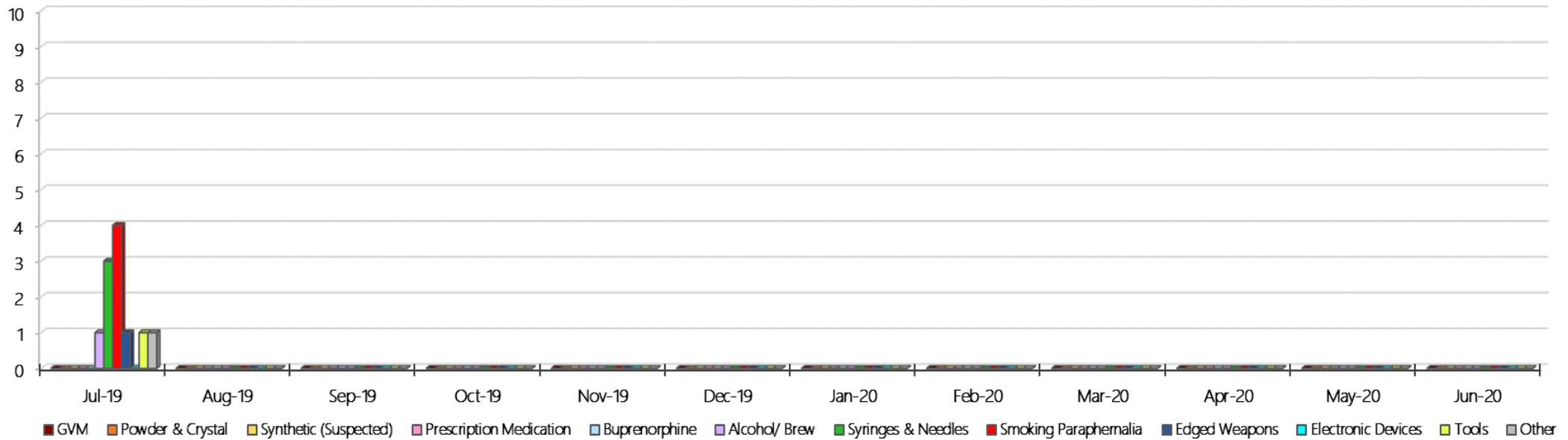
### Dhurringile Count of Visitor Seizure Finds: 2019-2020

Dhurringile Count of Visitor Seizure Finds :2019-2020



### Dhurringile Count of Prisoner Seizure Finds: 2019-2020

Dhurringile Count of Prisoner Seizure Finds: 2019-2020



## Langi Kal Kal Prison

### Targeted and Random General Drug Test Results: 2019-2020

Langi Kal Kal	Jul-19	Aug-19	Sep-19	Oct-19	Nov-19	Dec-19	Jan-20	Feb-20	Mar-20	Apr-20	May-20	Jun-20	Average	Totals
Effective Sample - Targeted	28												28	28
Targeted Positives	0												0	0
Refusal	0												0	0
Unable	0												0	0
Interfered	0												0	0
Adulterated	0												0	0
Targeted % Tested Positive	0.00%												0.00%	0.00%
Awaiting / Pending Results	0												0	0
Targeted Residual	0												0	0
Random tests collected	55												55	55
Tested Positive	0												0	0
Refusal (guilty)	0												0	0
Unable (not guilty)	0												0	0
Unable (guilty)	0												0	0
Interfered (guilty)	0												0	0
No test (valid reason)	0												0	0
No test (no valid reason)	0												0	0
Adulterated	0												0	0
Awaiting / Pending Results	0												0	0
Random Residual (PIMS URAR030)	0												0	0
Effective Sample - Random General	55												55	55
% Tested positive	0.00%												0.00%	
% Prisoner guilty, positive equivalents	0.00%												0.00%	
% Total prisoner fails	0.00%												0.00%	
% No test without valid reason	0.00%												0.00%	
Random General Benchmark 1.50%	1.50%												YTD	
% Failures for SDO	0.00%												0.00%	

*Langi Kal Kal - Drugs Identified Through Testing by Drug Type: 2019-2020*

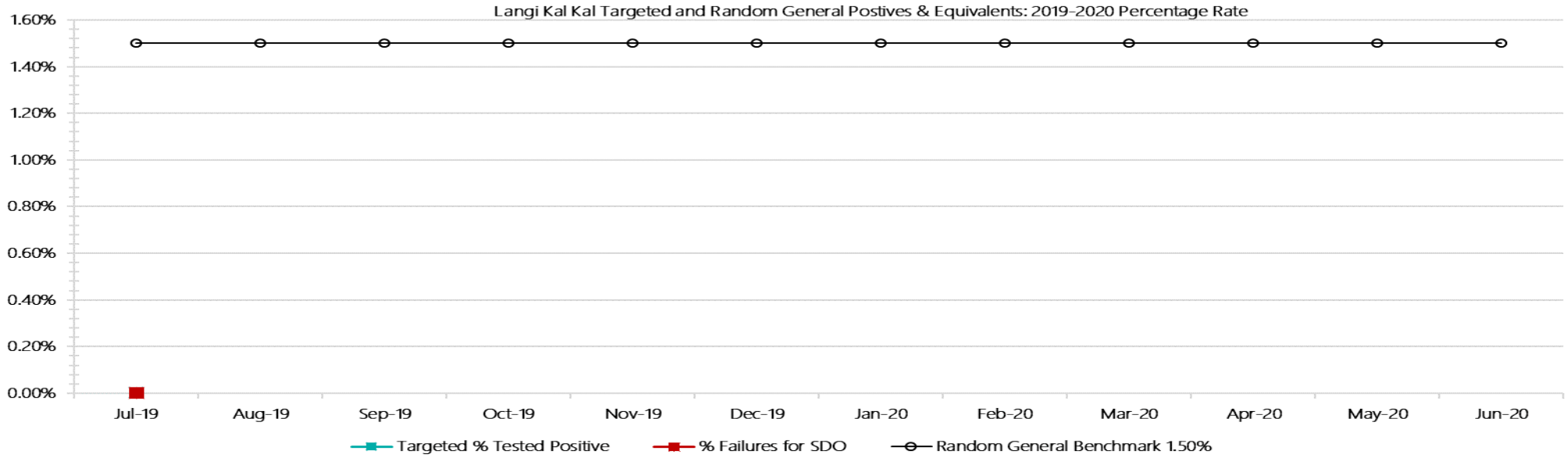
Langi Kal Kal	Amphetamines	Methamphetamines	Cocaine	Opiates	Benzodiazepines	Cannabinoids	Ethanol**	Methodone	ADP*	APS*	Steroids**	Buprenorphine	NOA*	Total
Jul-19	0	0	0	0	0	0	0	0	0	0	0	0	0	0
Aug-19														
Sep-19														
Oct-19														
Nov-19														
Dec-19														
Jan-20														
Feb-20														
Mar-20														
Apr-20														
May-20														
Jun-20														
Langi Kal Kal YTD	0	0	0	0	0	0	0	0	0	0	0	0	0	0
All Prisons YTD	15	27	0	5	0	4	2	6	3	1	0	182	0	245
Langi Kal Kal % of Total	0.00%	0.00%	0.00%	0.00%	0.00%	0.00%	0.00%	0.00%	0.00%	0.00%	0.00%	0.00%	0.00%	0.00%

*Langi Kal Kal Seizures of Contraband: Visitors & Prisoners: 2019-2020*

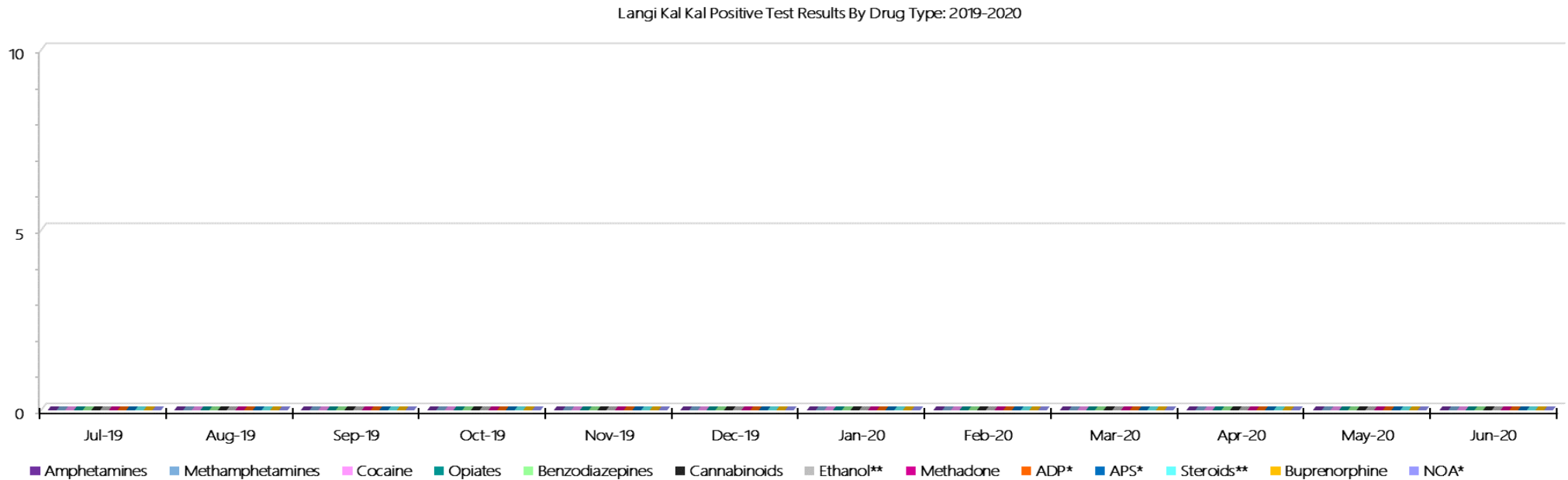
Visitors	GVM		Powder & Crystal		Synthetic (Suspected)		Prescription Medication		Buprenorphine		Alcohol & Home Brew		Syringes & Needles		Smoking Paraphernalia		Edged Weapons		Electronic Devices		Tools		Other		
	LKK	Finds	Gms	Finds	Gms	Finds	Gms	Finds	Qty	Finds	Qty	Finds	Ltrs	Finds	Qty	Finds	Qty	Finds	Qty	Finds	Qty	Finds	Qty	Finds	Qty
Jul-19	0	0	0.00	0	0.00	0	0.00	0	0.00	0	0.00	0	0.000	0	0	0	0	0	0	0	0	0	0	0	0
Aug-19																									
Sep-19																									
Oct-19																									
Nov-19																									
Dec-19																									
Jan-20																									
Feb-20																									
Mar-20																									
Apr-20																									
May-20																									
Jun-20																									
Total	0	0	0.00	0	0.00	0	0.00	0	0.00	0	0.00	0	0.000	0	0	0	0	0	0	0	0	0	0	0	0

Prisoners	GVM		Powder & Crystal		Synthetic (Suspected)		Prescription Medication		Buprenorphine		Alcohol & Home Brew		Syringes & Needles		Smoking Paraphernalia		Edged Weapons		Electronic Devices		Tools		Other		
	LKK	Finds	Gms	Finds	Gms	Finds	Gms	Finds	Qty	Finds	Qty	Finds	Ltrs	Finds	Qty	Finds	Qty	Finds	Qty	Finds	Qty	Finds	Qty	Finds	Qty
Jul-19	0	0	0.00	0	0.00	0	0.00	0	0.00	0	0.00	0	0.000	0	0	0	0	1	2	0	0	1	1	1	1
Aug-19																									
Sep-19																									
Oct-19																									
Nov-19																									
Dec-19																									
Jan-20																									
Feb-20																									
Mar-20																									
Apr-20																									
May-20																									
Jun-20																									
Total	0	0	0.00	0	0.00	0	0.00	0	0.00	0	0.00	0	0.000	0	0	0	0	1	2	0	0	1	1	1	1

### Langi Kal Kal Targeted and Random General Drug Test Positives & Equivalents: 2019-2020



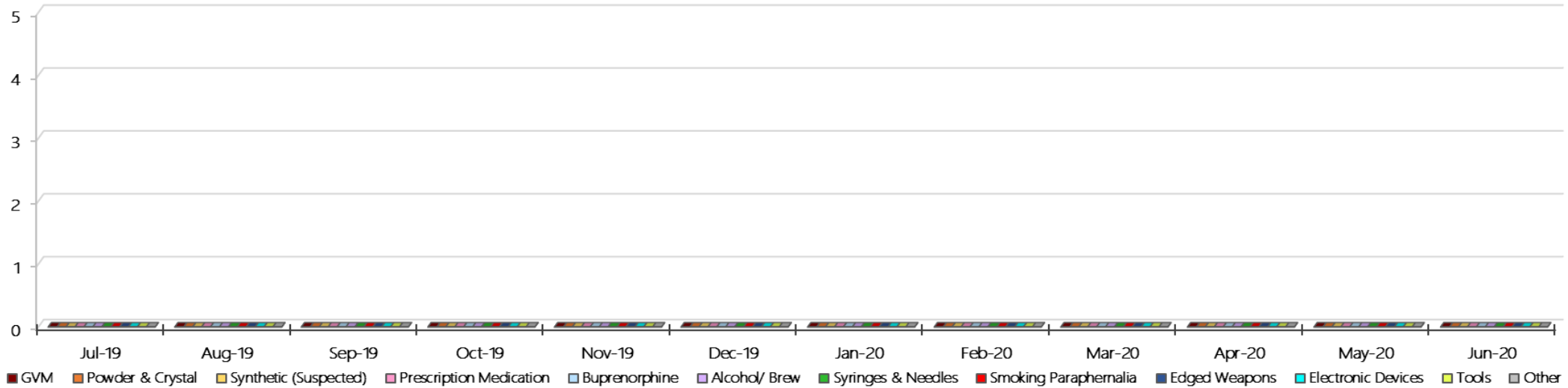
### Langi Kal Kal Positive Test Results by Drug Type: 2019-2020





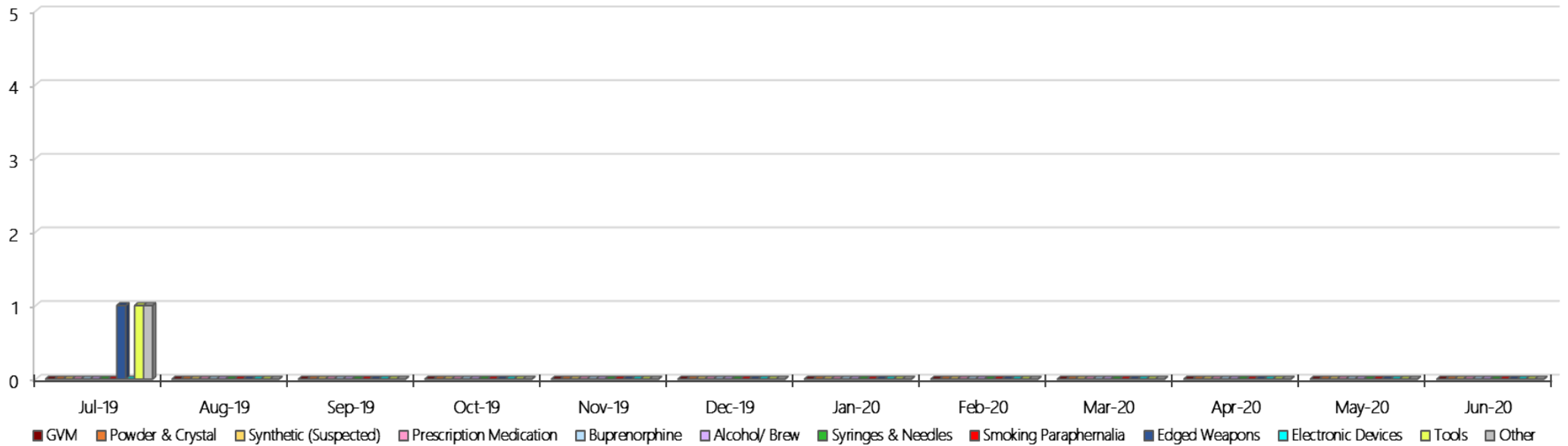
### Langi Kal Kal Count of Visitor Seizures Finds: 2019-2020

Langi Kal Kal Count of Visitor Seizure Finds: 2019-2020



### Langi Kal Kal Count of Prisoner Seizure Finds: 2019-2020

Langi Kal Kal Count of Prisoner Seizure Finds: 2019-2020



## Tarrengower Prison

### Targeted and Random General Drug Test Results: 2019-2020

Tarrengower	Jul-19	Aug-19	Sep-19	Oct-19	Nov-19	Dec-19	Jan-20	Feb-20	Mar-20	Apr-20	May-20	Jun-20	Average	Totals
Effective Sample - Targeted	7												7	7
Targeted Positives	0												0	0
Refusal	0												0	0
Unable	0												0	0
Interfered	0												0	0
Adulterated	0												0	0
Targeted % Tested Positive	0.00%												0.00%	0.00%
Awaiting / Pending Results	0												0	0
Targeted Residual	0												0	0
Random tests collected	10												10	10
Tested Positive	0												0	0
Refusal (guilty)	0												0	0
Unable (not guilty)	0												0	0
Unable (guilty)	0												0	0
Interfered (guilty)	0												0	0
No test (valid reason)	0												0	0
No test (no valid reason)	0												0	0
Adulterated	0												0	0
Awaiting / Pending Results	0												0	0
Random Residual (PIMS URAR030)	0												0	0
Effective Sample - Random General	10												10	10
% Tested positive	0.00%												0.00%	
% Prisoner guilty, positive equivalents	0.00%												0.00%	
% Total prisoner fails	0.00%												0.00%	
% No test without valid reason	0.00%												0.00%	
Random General Benchmark 1.50%	1.50%												YTD	
% Failures for SDO	0.00%												0.00%	

Tarrengower - Drugs Identified Through Testing by Drug Type: 2019-2020

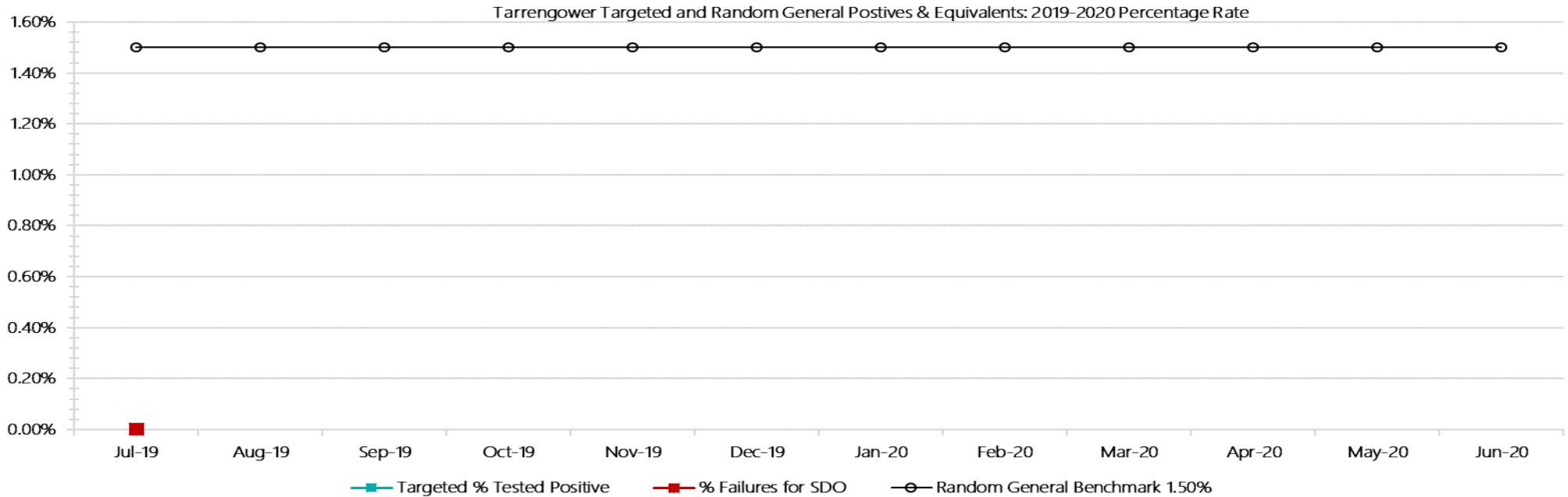
Tarrengower	Amphetamines	Methamphetamines	Cocaine	Opiates	Benzodiazepines	Cannabinoids	Ethanol**	Methadone	ADP*	APS*	Steroids**	Buprenorphine	NOA*	Total
Jul-19	0	0	0	0	0	0	0	0	0	0	0	0	0	0
Aug-19														
Sep-19														
Oct-19														
Nov-19														
Dec-19														
Jan-20														
Feb-20														
Mar-20														
Apr-20														
May-20														
Jun-20														
Tarrengower YTD	0	0	0	0	0	0	0	0	0	0	0	0	0	0
All Prisons YTD	15	27	0	5	0	4	2	6	3	1	0	182	0	245
Tarrengower % of Total	0.00%	0.00%	0.00%	0.00%	0.00%	0.00%	0.00%	0.00%	0.00%	0.00%	0.00%	0.00%	0.00%	0.00%

### Tarrengower Seizures of Contraband: Visitors & Prisoners: 2019-2020

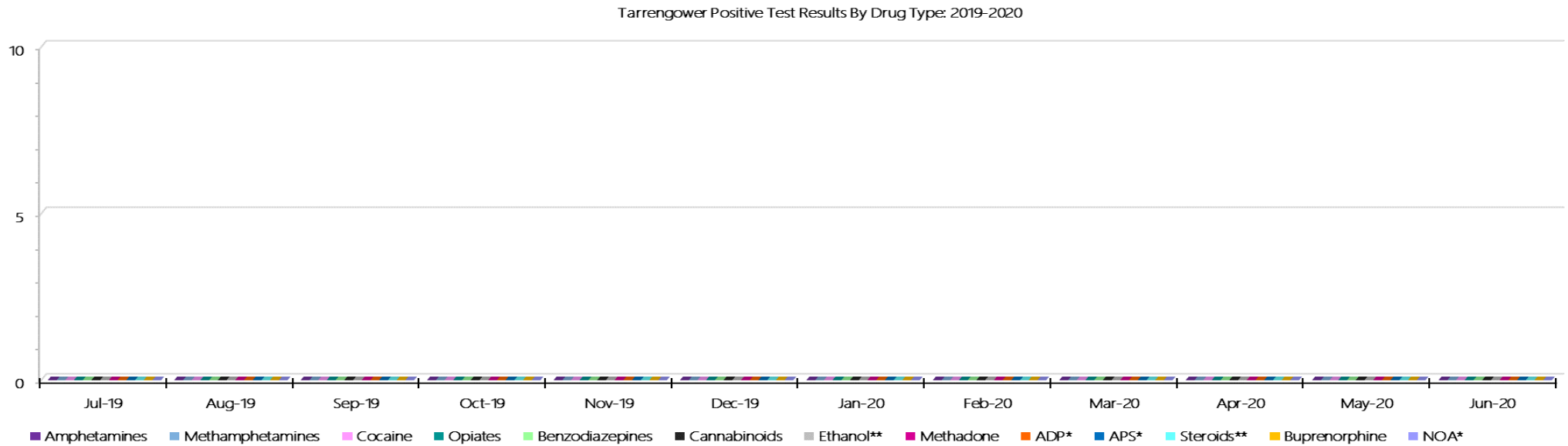
Visitors	GVM		Powder & Crystal		Synthetic (Suspected)		Prescription Medication		Buprenorphine		Alcohol & Home Brew		Syringes		Smoking Paraphernalia		Edged Weapons		Electronic Devices		Tools		Other		
	T'gower	Finds	Gms	Finds	Gms	Finds	Gms	Finds	Qty	Finds	Qty	Finds	Ltrs	Finds	Qty	Finds	Qty	Finds	Qty	Finds	Qty	Finds	Qty	Finds	Qty
Jul-19	0	0.00	0	0.00	0	0.00	0	0.00	0	0.00	0	0.000	0	0	0	0	0	0	0	0	0	0	0	1	1
Aug-19																									
Sep-19																									
Oct-19																									
Nov-19																									
Dec-19																									
Jan-20																									
Feb-20																									
Mar-20																									
Apr-20																									
May-20																									
Jun-20																									
<b>Total</b>	<b>0</b>	<b>0.00</b>	<b>0</b>	<b>0.00</b>	<b>0</b>	<b>0.00</b>	<b>0</b>	<b>0.00</b>	<b>0</b>	<b>0.00</b>	<b>0</b>	<b>0.000</b>	<b>0</b>	<b>0</b>	<b>0</b>	<b>0</b>	<b>0</b>	<b>0</b>	<b>0</b>	<b>0</b>	<b>0</b>	<b>0</b>	<b>0</b>	<b>1</b>	<b>1</b>

Prisoners	GVM		Powder & Crystal		Synthetic (Suspected)		Prescription Medication		Buprenorphine		Alcohol & Home Brew		Syringes		Smoking Paraphernalia		Edged Weapons		Electronic Devices		Tools		Other		
	T'gower	Finds	Gms	Finds	Gms	Finds	Gms	Finds	Qty	Finds	Qty	Finds	Ltrs	Finds	Qty	Finds	Qty	Finds	Qty	Finds	Qty	Finds	Qty	Finds	Qty
Jul-19	0	0.00	0	0.00	0	0.00	0	0.00	0	0.00	0	0.000	0	0	0	0	0	0	0	0	0	0	2	1.1	
Aug-19																									
Sep-19																									
Oct-19																									
Nov-19																									
Dec-19																									
Jan-20																									
Feb-20																									
Mar-20																									
Apr-20																									
May-20																									
Jun-20																									
<b>Total</b>	<b>0</b>	<b>0.00</b>	<b>0</b>	<b>0.00</b>	<b>0</b>	<b>0.00</b>	<b>0</b>	<b>0.00</b>	<b>0</b>	<b>0.00</b>	<b>0</b>	<b>0.000</b>	<b>0</b>	<b>0</b>	<b>0</b>	<b>0</b>	<b>0</b>	<b>0</b>	<b>0</b>	<b>0</b>	<b>0</b>	<b>0</b>	<b>2</b>	<b>1.1</b>	

### Tarregower Targeted and Random General Drug Test Positives & Equivalents: 2019-2020

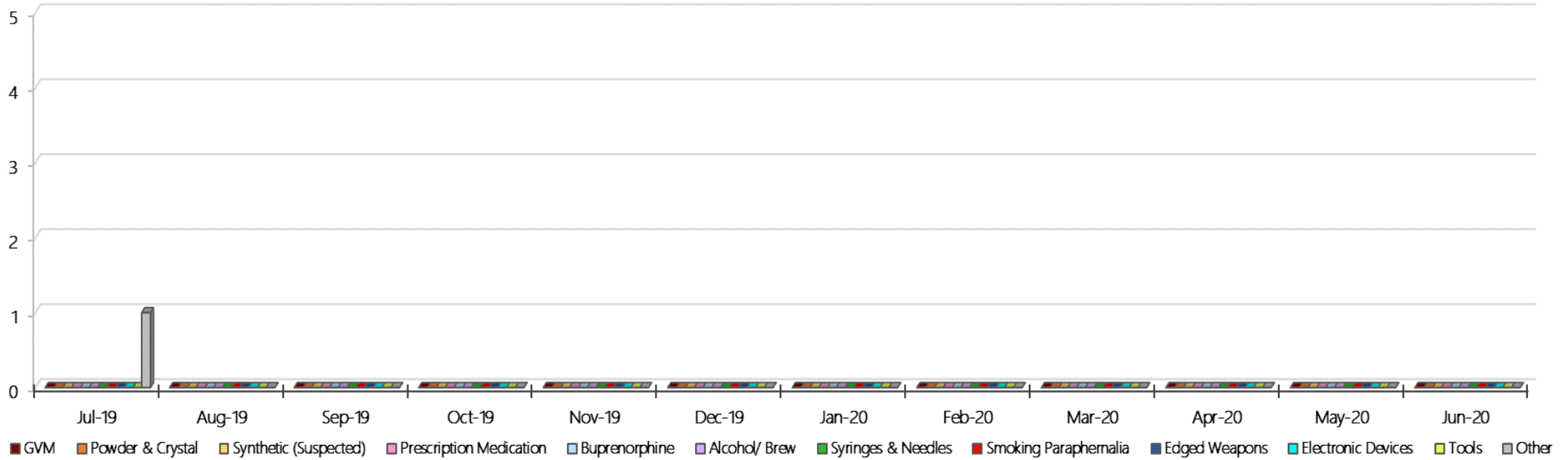


### Tarregower Positive Test Results by Drug Type: 2019-2020



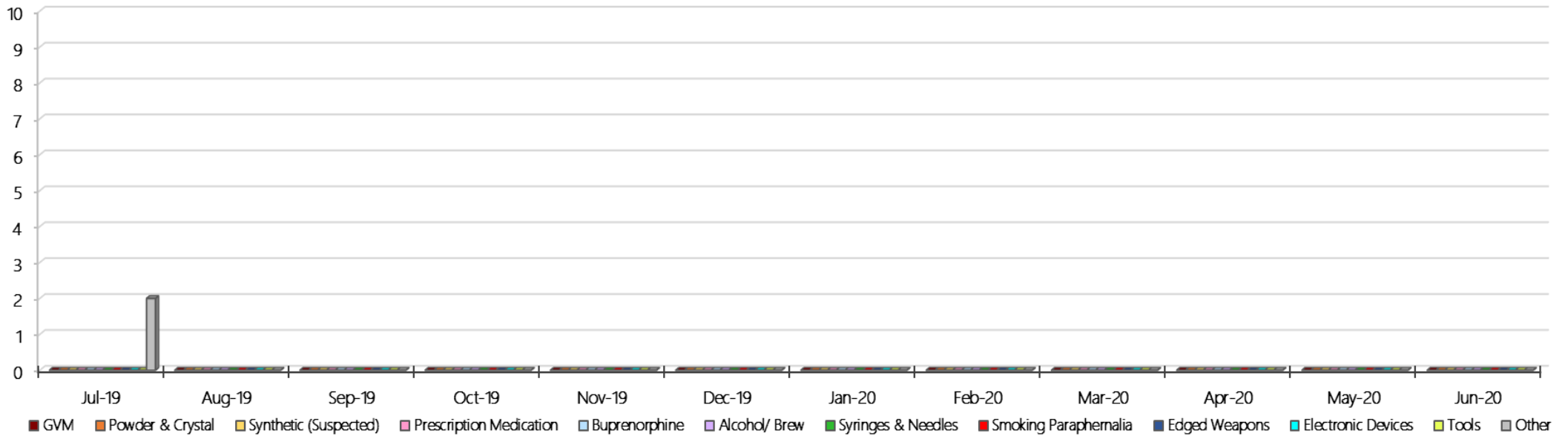
### Tarrengower Count of Visitor Seizures Finds: 2019-2020

Tarrengower Count of Visitor Seizure Finds: 2019-2020



### Tarrengower Count of Prisoner Seizure Finds: 2019-2020

Tarrengower Count of Prisoner Seizure Finds: 2019-2020



*Judy Lazarus Transition Centre*  
*Targeted and Random General Drug Test Results: 2019-2020*

JLTC	Jul-19	Aug-19	Sep-19	Oct-19	Nov-19	Dec-19	Jan-20	Feb-20	Mar-20	Apr-20	May-20	Jun-20	Average	Totals
Effective Sample - Targeted	1												1	1
Targeted Positives	0												0	0
Refusal	0												0	0
Unable	0												0	0
Interfered	0												0	0
Adulterated	0												0	0
Targeted % Tested Positive	0.00%												0.00%	0.00%
Awaiting / Pending Results	0												0	0
Targeted Residual	0												0	0
Random tests collected	4												4	4
Tested Positive	0												0	0
Refusal (guilty)	0												0	0
Unable (not guilty)	0												0	0
Unable (guilty)	0												0	0
Interfered (guilty)	0												0	0
No test (valid reason)	1												1	1
No test (no valid reason)	0												0	0
Adulterated	0												0	0
Awaiting / Pending Results	0												0	0
Random Residual (PIMS URAR030)	0													0
Effective Sample - Random General	4												4	4
% Tested positive	0.00%												0.00%	
% Prisoner guilty, positive equivalents	0.00%												0.00%	
% Total prisoner fails	0.00%												0.00%	
% No test without valid reason	0.00%												0.00%	
Random General Benchmark 5.00%	3.50%												YTD	
% Failures for SDO	0.00%												0.00%	

*JLTC - Drugs Identified Through Testing by Drug Type: 2019-2020*

JLTC	<i>Amphetamines</i>	<i>Methamphetamines</i>	<i>Cocaine</i>	<i>Opiates</i>	<i>Benzodiazepines</i>	<i>Cannabinoids</i>	<i>Ethanol**</i>	<i>Metadone</i>	<i>ADP*</i>	<i>APS*</i>	<i>Steroids**</i>	<i>Buprenorphine</i>	<i>NOA*</i>	Total
Jul-19	0	0	0	0	0	0	0	0	0	0	0	0	0	0
Aug-19														
Sep-19														
Oct-19														
Nov-19														
Dec-19														
Jan-20														
Feb-20														
Mar-20														
Apr-20														
May-20														
Jun-20														
JLTC YTD	0	0	0	0	0	0	0	0	0	0	0	0	0	0
<i>All Prisons YTD</i>	15	27	0	5	0	4	2	6	3	1	0	182	0	245
<i>JLTC % of Total</i>	0.00%	0.00%	0.00%	0.00%	0.00%	0.00%	0.00%	0.00%	0.00%	0.00%	0.00%	0.00%	0.00%	0.00%

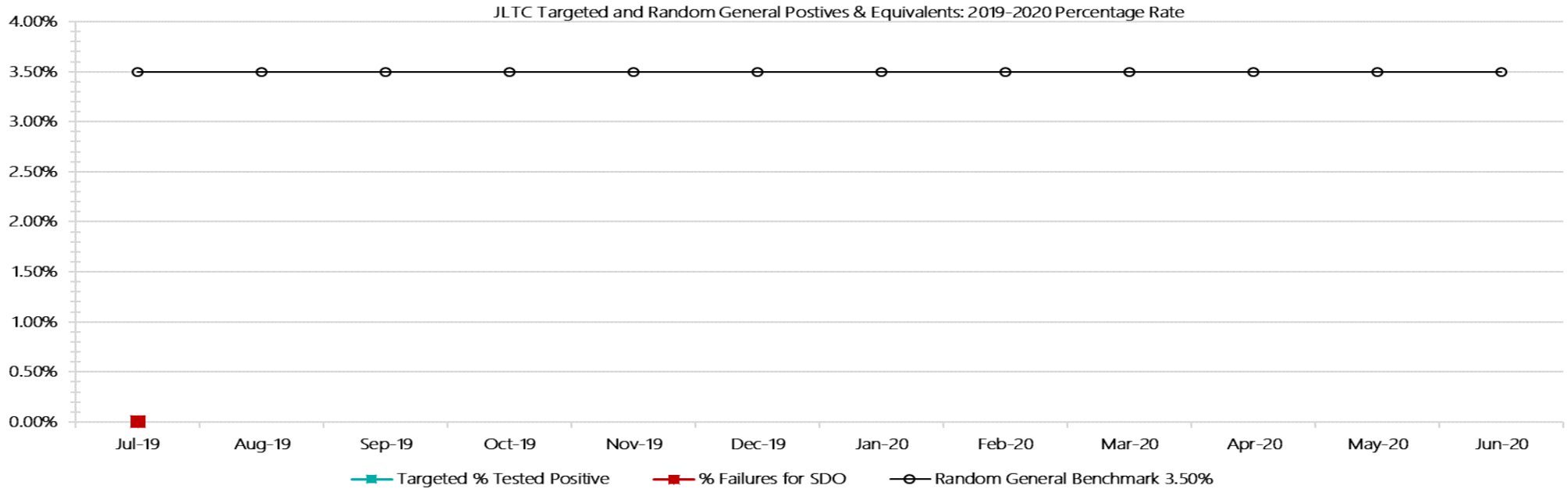


*JLTC Seizures of Contraband: Visitors & Prisoners: 2019-2020*

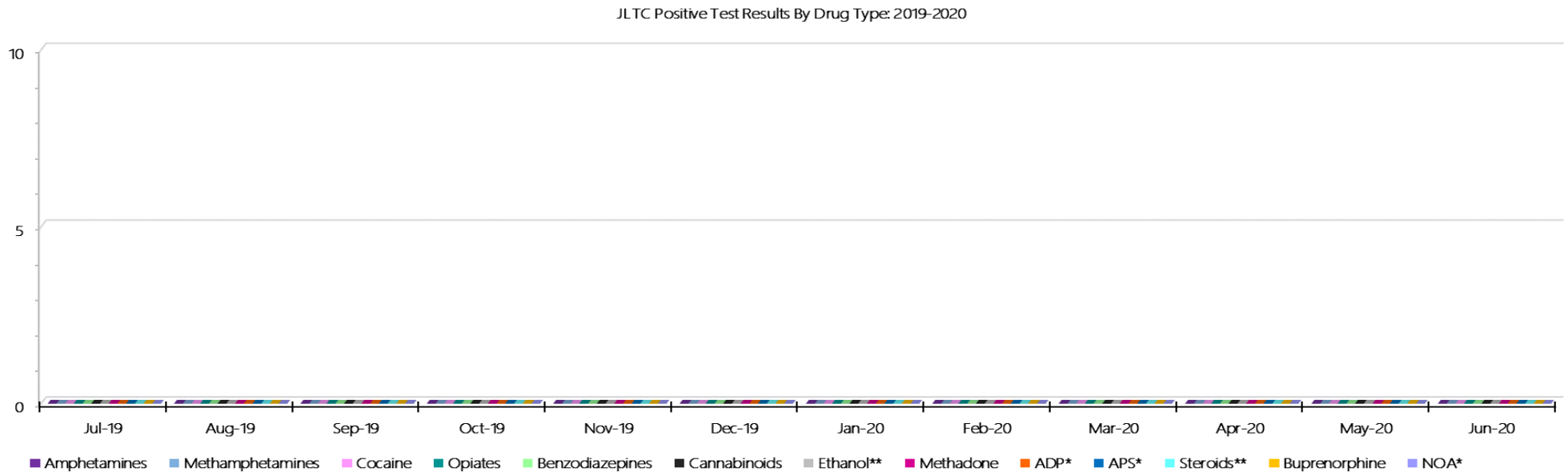
Visitors	GVM		Powder & Crystal		Synthetic (Suspected)		Prescription Medication		Buprenorphine		Alcohol & Home Brew		Syringes		Smoking Paraphernalia		Edged Weapons		Electronic Devices		Tools		Other	
	Finds	Gms	Finds	Gms	Finds	Gms	Finds	Qty	Finds	Qty	Finds	Ltrs	Finds	Qty	Finds	Qty	Finds	Qty	Finds	Qty	Finds	Qty	Finds	Qty
Jul-19	0	0.00	0	0.00	0	0.00	0	0.00	0	0.00	0	0.000	0	0	0	0	0	0	0	0	0	0	0	0
Aug-19																								
Sep-19																								
Oct-19																								
Nov-19																								
Dec-19																								
Jan-20																								
Feb-20																								
Mar-20																								
Apr-20																								
May-20																								
Jun-20																								
<b>Total</b>	<b>0</b>	<b>0.00</b>	<b>0</b>	<b>0.00</b>	<b>0</b>	<b>0.00</b>	<b>0</b>	<b>0.00</b>	<b>0</b>	<b>0.00</b>	<b>0</b>	<b>0.000</b>	<b>0</b>	<b>0</b>	<b>0</b>	<b>0</b>	<b>0</b>	<b>0</b>	<b>0</b>	<b>0</b>	<b>0</b>	<b>0</b>	<b>0</b>	<b>0</b>

Prisoners	GVM		Powder & Crystal		Synthetic (Suspected)		Prescription Medication		Buprenorphine		Alcohol & Home Brew		Syringes		Smoking Paraphernalia		Edged Weapons		Electronic Devices		Tools		Other	
	Finds	Gms	Finds	Gms	Finds	Gms	Finds	Qty	Finds	Qty	Finds	Ltrs	Finds	Qty	Finds	Qty	Finds	Qty	Finds	Qty	Finds	Qty	Finds	Qty
Jul-19	0	0.00	0	0.00	0	0.00	1	18.00	0	0.00	0	0.000	0	0	0	0	0	0	0	0	0	0	0	0
Aug-19																								
Sep-19																								
Oct-19																								
Nov-19																								
Dec-19																								
Jan-20																								
Feb-20																								
Mar-20																								
Apr-20																								
May-20																								
Jun-20																								
<b>Total</b>	<b>0</b>	<b>0.00</b>	<b>0</b>	<b>0.00</b>	<b>0</b>	<b>0.00</b>	<b>1</b>	<b>18.00</b>	<b>0</b>	<b>0.00</b>	<b>0</b>	<b>0.000</b>	<b>0</b>	<b>0</b>	<b>0</b>	<b>0</b>	<b>0</b>	<b>0</b>	<b>0</b>	<b>0</b>	<b>0</b>	<b>0</b>	<b>0</b>	<b>0</b>

### JLTC Targeted and Random General Drug Test Positives & Equivalents: 2019-2020

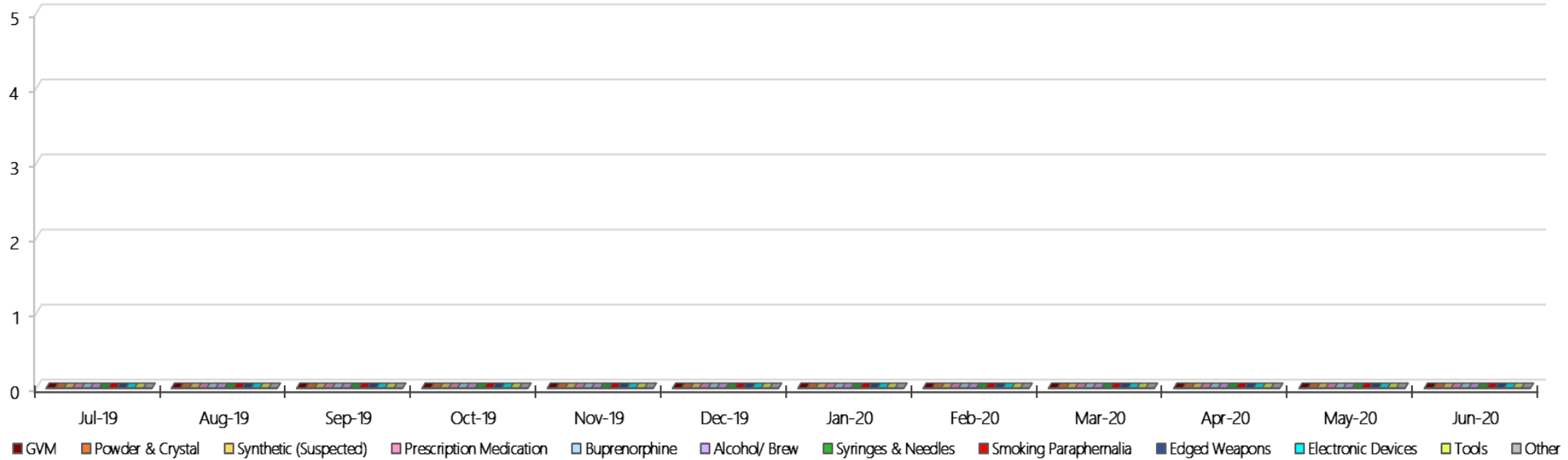


### JLTC Positive Test Results by Drug Type: 2019-2020



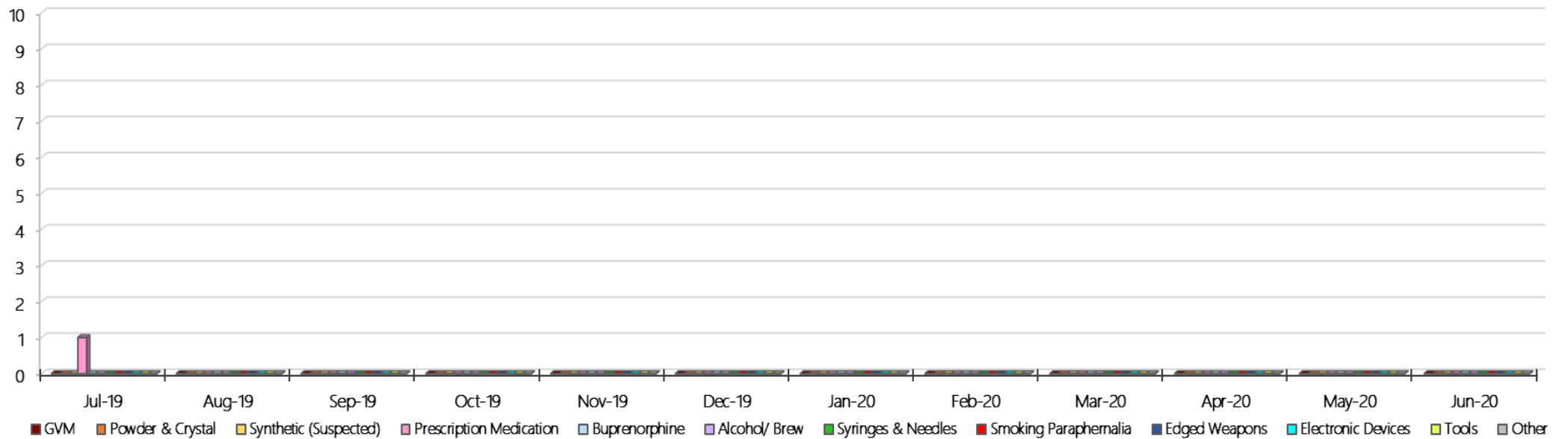
### JLTC Count of Visitor Seizures Finds: 2019-2020

JLTC Count of Visitor Seizure Finds: 2019-2020



### JLTC Count of Prisoner Seizure Finds: 2019-2020

JLTC Count of Prisoner Seizure Finds: 2019-2020



- PAGE LEFT BLANK INTENTIONALLY -