

Corrections Victoria

2019 - 2020

Drugs in Victorian Prisons Report

August 2019

Report on Prohibited Drug Use and
Contraband Seized in Victorian Prisons

The System Performance Branch produces the Drugs in Victorian Prisons Report (DIVPR) each month to provide data pertaining to drug use – both illicit use and prescription misuse - and contraband seizures in Victorian prisons. The report is provided on a monthly basis, and is made available to selected stakeholders, such as the Assistant Commissioner Security and Intelligence Division, Deputy Commissioner Operations, General Manager Security and Emergency Services Group, General Manager Corrections Victoria Intelligence Unit, and Prison General Managers and Regional Directors. The report is designed to provide information for consideration of action, including the deployment of resources to detect and reduce drugs in Victorian prisons.

The DIVPR specifically compiles and presents data in the following areas:

- drug test results for Random General and Targeted testing,
- types of drugs identified through drug testing,
- seizures of contraband from visitors and prisoners

The first section of the DIVPR provides a statewide overview of the above data, with the second section providing location specific data. In a bid to include details of all drug test results from the preceding month, compilation does not commence until after the 15th day of the following month. Information is provided by Prison Intelligence Units (seizures), the Drug Strategy Support Team (drug metabolite breakdowns), as well as the Monitoring, Standards and Reporting Unit (Random General – SDO8 data).

There has been an amendment to the seizure category of “Syringes”, which has been renamed to “Syringes & Needles”, to capture needles modified for drug use.

As part of the commitment to reducing the volume of strip searches in the women's prisons, Corrections Victoria has implemented a 12-month trial of saliva testing, which commenced in March 2019. The trial has replaced the majority of urine testing with an initial saliva test at Dame Phyllis Frost Centre and Tarrengower Prison. Due to the need for confirmatory testing, any prisoner returning a positive result on a saliva swab will be directed to complete a urine test.

As of February 2019 Corrections Victoria amended its data reporting process relating to the types of drugs detected within the prison system to more efficiently report on Methamphetamines. Whilst the number of Methamphetamine positives is accurate, the number of Amphetamine positives may be over represented. This is due to Methamphetamine positives coming from the drug 'ICE' and Amphetamines also being present in the majority of these positives due to the way the drug is manufactured and how it metabolises within the body.

Table of Contents

STATEWIDE OVERVIEW	5
Drug Test Results: 2019-2020.....	5
Graph of Targeted and Random General Drug Test Positives & Equivalents 2019-2020	7
Targeted and Random General Drug Test Positives & Equivalents: 2019-2020.....	8
Location Muster against Drug Tests Collected and % Positive.....	9
DRUGS IDENTIFIED THROUGH DRUG TESTING	10
Positive Drug Test Results by Drug Type per Prison Location: August 2019.....	10
Graph of Positive Drug Test Results: Drug Type by Prison: August 2019	11
Year to Date Comparison - Current Financial Year and Previous Financial Years	12
Breakdown of Amphetamine & Opiate Drug Groups by Metabolite – 2019-2020.....	13
Positive by Location: YTD 2019-2020	14
Percentage Positive by Location: YTD 2019-2020.....	15
Visitors – August 2019.....	16
Graphs of Seizures of Contraband: Visitors – August 2019 & YTD 2019-2020.....	18
Graphs of Seizures of Contraband: Prisoners – August 2019 & YTD 2019-2020	21
LOCATION SPECIFIC RESULTS	22
Barwon Prison.....	23
Melbourne Assessment Prison.....	28
Metropolitan Remand Centre	33
Port Phillip Prison	38
Dame Phyllis Frost Centre	43
Fulham Correctional Centre	48

Hopkins Correctional Centre.....	53
Karreenga (annex of Marngoneet)	58
Marngoneet Correctional Centre.....	63
Loddon Prison	68
Middleton (annex of Loddon)	73
Ravenhall Correctional Centre	78
Beechworth Correctional Centre.....	83
Dhurringile Prison.....	88
Langi Kal Kal Prison.....	93
Tarregower Prison.....	98
Judy Lazarus Transition Centre	103

STATEWIDE OVERVIEW

Drug Test Results: 2019-2020

Random General Positive Rate

As at 17 September 2019, the number of Random General drug test samples collected in August was 863, of which 5.10% were positive. This is in comparison to the previous month, whereby 1,067 Random General tests were collected, of which 5.06% were positive.

- The following locations exceeded their Random General benchmark for the month of August 2019:
 - Barwon Prison,
 - Karreenga,
 - Loddon Prison,
 - Marngoneet Correctional Centre, and
 - Metropolitan Remand Centre.
- The 2019-2020 Random General positive rate across all locations is 5.08%, with the following locations exceeding their benchmark for the year:
 - Barwon Prison,
 - Karreenga,
 - Loddon Prison, and
 - Metropolitan Remand Centre.

Targeted Positive Rate

The number of Targeted drug tests collected in August was 1,777 of which 10.07% were positive.

This is in comparison to the previous month, whereby 1,858 Targeted drug tests were collected, of which 8.40% were positive.

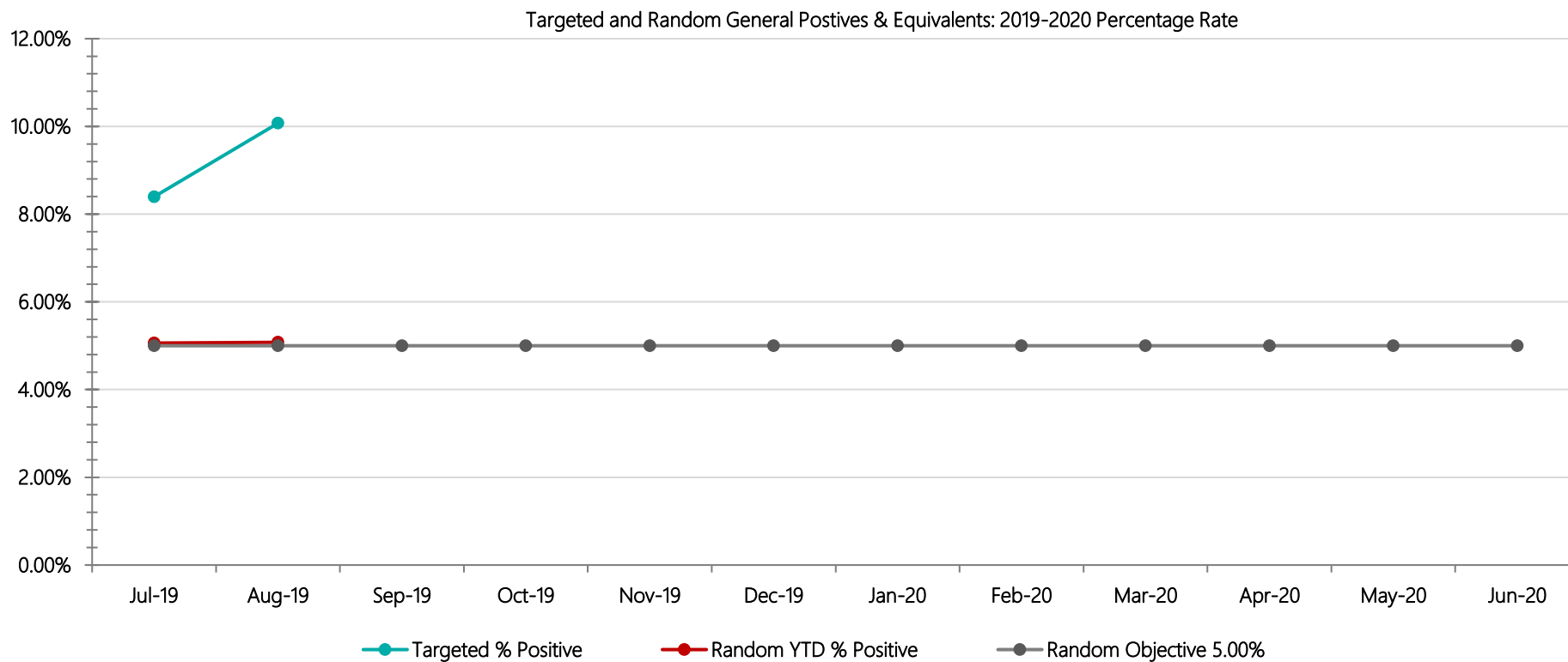
- The following locations had the highest Targeted positive rates for the month of August 2019:
 - Barwon Prison, and
 - Metropolitan Remand Centre.
- The 2019-2020 Targeted positive rate for all locations is 9.22%, with the following locations having the highest Targeted positive rates for the year:
 - Barwon Prison, and
 - Metropolitan Remand Centre.

Targeted testing is used by intelligence officers to identify and intervene in use, and a high positive rate may therefore indicate well directed intelligence.

Note: The Commissioner defines a Random General positive as positives, refusals, and unables found guilty at a GMDH, as well as interfered and adulterated results. Random General data is provided by the Monitoring, Standards and Reporting Unit, with adjustments reflected in the following reporting month. August data provided 17 September 2019. Targeted and Positive Results by Drug Type are retrieved from PIMS by the System Performance Branch. August data provided 17 September 2019.

TARGETED	Jul-19	Aug-19	Sep-19	Oct-19	Nov-19	Dec-19	Jan-20	Feb-20	Mar-20	Apr-20	May-20	Jun-20	YTD Av.
Barwon	14.77%	14.72%											14.74%
MAP	7.06%	7.78%											7.43%
MRC	8.70%	21.17%											14.43%
PPP	9.97%	13.84%											11.83%
DPFC	18.18%	4.44%											9.66%
Fulham	9.82%	10.78%											10.28%
Hopkins	13.64%	14.29%											13.79%
Karreenga	11.36%	9.76%											10.59%
Marngoneet	2.86%	4.62%											3.53%
Loddon	10.98%	6.85%											9.03%
Middleton	5.56%	13.95%											10.13%
Ravenhall	5.87%	7.51%											6.74%
Beechworth	0.00%	0.00%											0.00%
Dhurringile	5.38%	2.22%											4.09%
Langi Kal Kal	0.00%	0.00%											0.00%
Tarngower	0.00%	0.00%											0.00%
JLTC	0.00%	0.00%											0.00%
Targeted % Positive	8.40%	10.07%											9.22%
RANDOM - Benchmark	Jul-19	Aug-19	Sep-19	Oct-19	Nov-19	Dec-19	Jan-20	Feb-20	Mar-20	Apr-20	May-20	Jun-20	YTD
Barwon - 8.00%	13.56%	8.70%											11.43%
MAP - 8.00%	3.33%	5.56%											4.17%
MRC - 7.00%	14.29%	15.89%											15.00%
PPP	6.25%	9.43%											7.69%
DPFC - 7.25%	0.00%	0.00%											0.00%
Fulham	0.00%	0.00%											0.00%
Hopkins - 3.50%	1.92%	1.20%											1.60%
Karreenga - 3.50%	4.55%	8.57%											6.33%
Marngoneet - 6.50%	3.90%	7.81%											5.67%
Loddon - 5.00%	8.47%	6.25%											7.48%
Middleton - 4.00%	0.00%	3.13%											1.41%
Ravenhall	5.14%	2.74%											4.05%
Beechworth - 1.80%	0.00%	0.00%											0.00%
Dhurringile - 3.50%	2.94%	0.00%											1.61%
Langi Kal Kal - 1.50%	0.00%	0.00%											0.00%
Tarngower - 1.50%	0.00%	0.00%											0.00%
JLTC - 3.50%	0.00%	0.00%											0.00%
Random % Positive	5.06%	5.10%											
Random YTD % Positive	5.06%	5.08%											5.08%
Random Objective 5.00%	5.00%	5.00%	5.00%	5.00%	5.00%	5.00%	5.00%	5.00%	5.00%	5.00%	5.00%	5.00%	

Graph of Targeted and Random General Drug Test Positives & Equivalents 2019-2020



Targeted and Random General Drug Test Positives & Equivalentents: 2019-2020

Corrections Victoria	Jul-19	Aug-19	Sep-19	Oct-19	Nov-19	Dec-19	Jan-20	Feb-20	Mar-20	Apr-20	May-20	Jun-20	YTD Average	YTD Totals
Targeted - Tests Collected	1,857	1,775											1,816	3,632
Tested Positive	128	150											139	278
Refusal	13	12											13	25
Unable - Guilty	12	16											14	28
Interfered	1	0											1	1
Adulterated	2	1											2	3
Awaiting / Pending Results	1	2											2	3
Targeted - Effective Sample	1,858	1,777											1,818	3,635
Targeted % Positives and Equivalentents	8.40%	10.07%											9.22%	9.22%
Random General - Tests Collected	1,050	853											952	1,903
Tested Positive	37	33											35	70
Refusal	7	4											6	11
Unable - Guilty	9	5											7	14
Interfered	0	0											0	0
No test - No Valid Reason	1	1											1	2
Adulterated	0	1											1	1
Awaiting / Pending Results	5	4											5	9
Random General - Effective Sample	1,067	863											965	1,930
SDO8 Positives & Equivalentents	54	44	0	0	0	0	0	0	0	0	0	0	8	98
% Failures for SDO8 - Monthly	5.06%	5.10%											0.85%	
% Failures for SDO8 - YTD	5.06%	5.08%												5.08%
<i>Random Objective 5.00%</i>	5.00%	5.00%	5.00%	5.00%	5.00%	5.00%	5.00%	5.00%	5.00%	5.00%	5.00%	5.00%		

Location Muster against Drug Tests Collected and % Positive

This data compares the number of Targeted and Random General tests collected and the percentage of the prison population tested for the month in comparison to the previous month.

It further provides the percentage of positives for both the Targeted and Random General urinalysis testing regimes.

August 2019 - Location Muster Against Tests Collected Targeted & Random General										July 2019 - Location Muster Against Tests Collected Targeted & Random General					
		Targeted				Random General						Targeted		Random General	
Location	Average Monthly Muster	Targeted Tests Collected	% of Population	% Positive	Average No. of Tests YTD	Random General Tests Collected	% of Population	% Positive	Average No. of Tests YTD	Average Monthly Muster	Targeted Tests Collected	% Positive	Random General Tests Collected	% Positive	
Barwon	396	163	41.16%	14.72%	78	45	11.36%	8.70%	25	398	149	14.77%	54	13.56%	
MAP	213	90	42.25%	7.78%	44	17	7.98%	5.56%	12	199	85	7.06%	29	3.33%	
MRC	896	137	15.29%	21.17%	75	103	11.50%	15.89%	58	904	161	8.70%	128	14.29%	
PPP	1,046	289	27.63%	13.84%	150	53	5.07%	9.43%	29	1,040	311	9.97%	63	6.25%	
DPFC	499	90	18.04%	4.44%	36	60	12.02%	0.00%	34	502	55	18.18%	77	0.00%	
Fulham	854	204	23.89%	10.78%	107	61	7.14%	0.00%	34	865	224	9.82%	76	0.00%	
Hopkins	704	7	0.99%	14.29%	7	83	11.79%	1.20%	47	702	22	13.64%	104	1.92%	
Karreenga	295	41	13.90%	9.76%	21	34	11.53%	8.57%	19	289	44	11.36%	42	4.55%	
Marngoneet	529	65	12.29%	4.62%	43	61	11.53%	7.81%	34	518	105	2.86%	75	3.90%	
Loddon	387	73	18.86%	6.85%	39	48	12.40%	6.25%	27	394	82	10.98%	59	8.47%	
Middleton	246	43	17.48%	13.95%	20	32	13.01%	3.13%	18	240	36	5.56%	39	0.00%	
Ravenhall	1,214	426	35.09%	7.51%	200	146	12.03%	2.74%	80	1,202	375	5.87%	174	5.14%	
Beechworth	182	35	19.23%	0.00%	20	24	13.19%	0.00%	13	175	43	0.00%	27	0.00%	
Dhurringile	210	90	42.86%	2.22%	55	28	13.33%	0.00%	16	212	130	5.38%	34	2.94%	
Langi Kal Kal	364	20	5.49%	0.00%	12	46	12.64%	0.00%	25	358	28	0.00%	55	0.00%	
Tarngower	63	3	4.76%	0.00%	3	8	12.70%	0.00%	5	66	7	0.00%	10	0.00%	
JLTC	21	1	4.76%	0.00%	1	4	19.05%	0.00%	2	22	1	0.00%	4	0.00%	
	8,119	1,777				853				8,086	1,858		1,050		

Drugs Identified Through Drug Testing

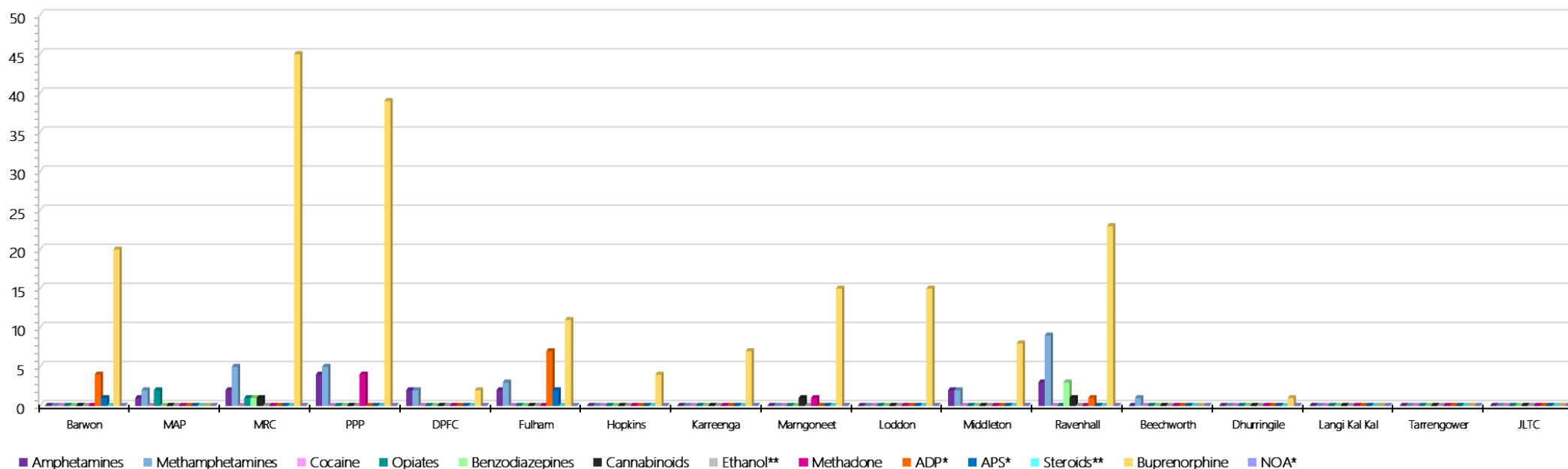
Positive Drug Test Results by Drug Type per Prison Location: August 2019

Aug-19	Amphetamines	Methamphetamines	Cocaine	Opiates	Benzodiazepines	Cannabinoids	Ethanol**	Methadone	ADP*	APS*	Steroids**	Buprenorphine	NOA*	Total
Barwon	0	0	0	0	0	0	0	0	4	1	0	20	0	25
MAP	1	2	0	2	0	0	0	0	0	0	0	0	0	5
MRC	2	5	0	1	1	1	0	0	0	0	0	45	0	55
PPP	4	5	0	0	0	0	0	4	0	0	0	39	0	52
DPFC	2	2	0	0	0	0	0	0	0	0	0	2	0	6
Fulham	2	3	0	0	0	0	0	0	7	2	0	11	0	25
Hopkins	0	0	0	0	0	0	0	0	0	0	0	4	0	4
Karreenga	0	0	0	0	0	0	0	0	0	0	0	7	0	7
Marngoneet	0	0	0	0	0	1	0	1	0	0	0	15	0	17
Loddon	0	0	0	0	0	0	0	0	0	0	0	15	0	15
Middleton	2	2	0	0	0	0	0	0	0	0	0	8	0	12
Ravenhall	3	9	0	0	3	1	0	0	1	0	0	23	0	40
Beechworth	0	1	0	0	0	0	0	0	0	0	0	0	0	1
Dhurringile	0	0	0	0	0	0	0	0	0	0	0	1	0	1
Langi Kal Kal	0	0	0	0	0	0	0	0	0	0	0	0	0	0
Tarrengower	0	0	0	0	0	0	0	0	0	0	0	0	0	0
JLTC	0	0	0	0	0	0	0	0	0	0	0	0	0	0
Total	16	29	0	3	4	3	0	5	12	3	0	190	0	265
%	6.04	10.94	0.00	1.13	1.51	1.13	0.00	1.89	4.53	1.13	0.00	71.70	0.00	100.00
<i>PM Total</i>	<i>15</i>	<i>27</i>	<i>0</i>	<i>5</i>	<i>0</i>	<i>4</i>	<i>2</i>	<i>6</i>	<i>3</i>	<i>1</i>	<i>0</i>	<i>183</i>	<i>0</i>	<i>217</i>
<i>PM %</i>	<i>6.91</i>	<i>12.44</i>	<i>0.00</i>	<i>2.30</i>	<i>0.00</i>	<i>1.84</i>	<i>0.92</i>	<i>2.76</i>	<i>1.38</i>	<i>0.46</i>	<i>0.00</i>	<i>84.33</i>	<i>0.00</i>	<i>100.00</i>

ADP, APS* & NOA* medication only included on standard testing panel for particular private prisons – remaining prisons can request inclusion
Ethanol** & Steroids** – tested upon request*

Graph of Positive Drug Test Results: Drug Type by Prison: August 2019

Positive Urinalysis Results By Drug Type Per Prison Location: August 19



ADP, APS* & NOA* medication only included on standard testing panel for particular private prisons – remaining prisons can request inclusion
Ethanol** & Steroids** – tested upon request*

Drugs Identified Through Drug Testing

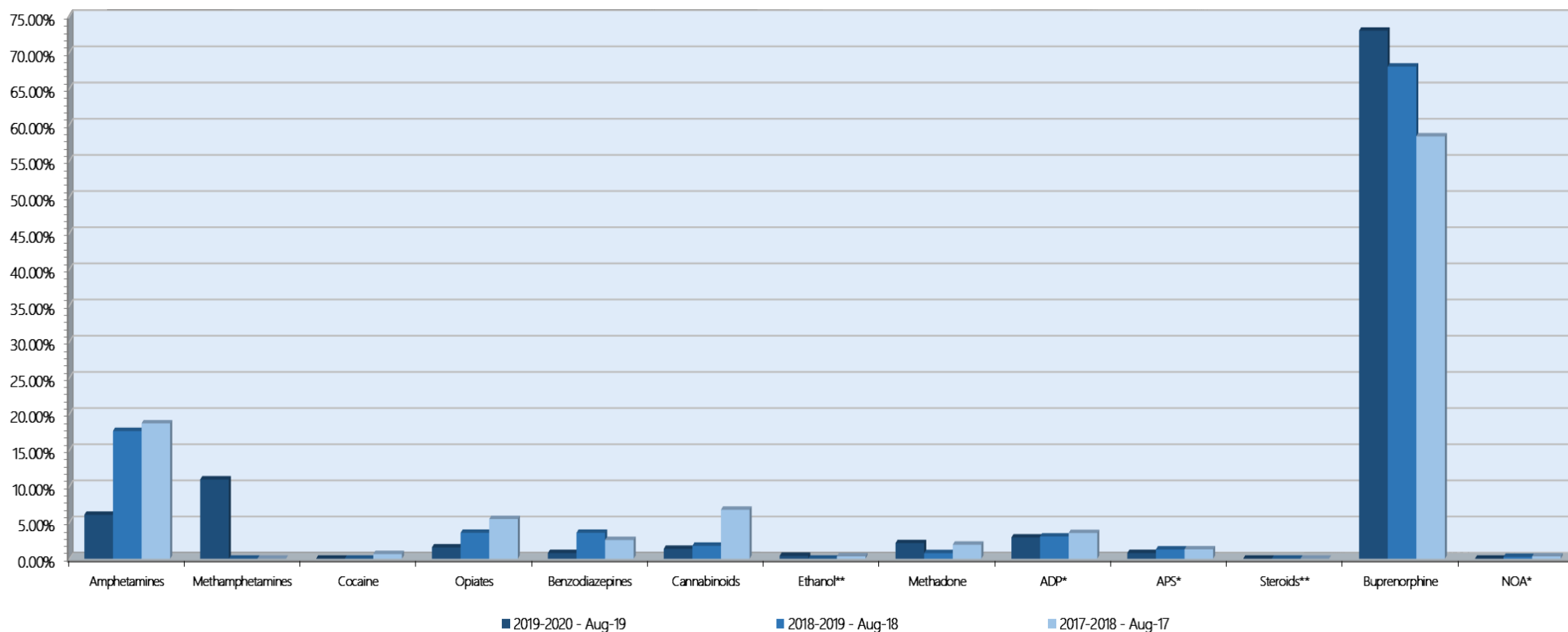
Year to Date Comparison - Current Financial Year and Previous Financial Years

Positive by Drug Type	Amphetamines	Methamphetamines	Cocaine	Opiates	Benzodiazepines	Cannabinoids	Ethanol**	Methadone	ADP*	APS*	Steroids**	Buprenorphine	NOA*	Total
2019-2020 - Aug-19	31	56	0	8	4	7	2	11	15	4	0	373	0	511
2018-2019 - Aug-18	69	0	0	14	14	7	0	3	12	5	0	266	1	391
2017-2018 - Aug-17	58	0	2	17	8	21	1	6	11	4	0	181	1	310

% Positive by Drug Type	Amphetamines	Methamphetamines	Cocaine	Opiates	Benzodiazepines	Cannabinoids	Ethanol**	Methadone	ADP*	APS*	Steroids**	Buprenorphine	NOA*	Total
2019-2020 - Aug-19	6.07%	10.96%	0.00%	1.57%	0.78%	1.37%	0.39%	2.15%	2.94%	0.78%	0.00%	72.99%	0.00%	100.00%
2018-2019 - Aug-18	17.65%	0.00%	0.00%	3.58%	3.58%	1.79%	0.00%	0.77%	3.07%	1.28%	0.00%	68.03%	0.26%	100.00%
2017-2018 - Aug-17	18.71%	0.00%	0.65%	5.48%	2.58%	6.77%	0.32%	1.94%	3.55%	1.29%	0.00%	58.39%	0.32%	100.00%

ADP, APS* & NOA* medication only included on standard testing panel for particular private prisons – remaining prisons can request inclusion*
*Ethanol** & Steroids** – tested upon request*

Drugs Identified Through Drug Testing
 Year to Date Comparison - Current Financial Year And Previous Financial Years



Drugs Identified Through Testing

Breakdown of Amphetamine & Opiate Drug Groups by Metabolite – 2019-2020

	Jul-19		Aug-19		Sep-19		Oct-19		Nov-19		Dec-19		Jan-20		Feb-20		Mar-20		Apr-20		May-20		Jun-20		2019-2020			
	Amphet	Meth	Amphet	Meth	Amphet	Meth	Amphet	Meth	Amphet	Meth	Amphet	Meth	Amphet	Meth	Amphet	Meth	Amphet	Meth	Amphet	Meth	Amphet	Meth	Amphet	Meth	Amphet	Meth		
Barwon	0	0	0	0																						0	0	
MAP	0	1	0	2																							0	3
MRC	0	6	0	5																							0	11
PPP	0	2	0	5																							0	7
DPFC	0	4	0	2																							0	6
Fulham	0	0	0	3																							0	3
Hopkins	0	0	0	0																							0	0
Karreenga	0	0	0	0																							0	0
Marrngoneet	0	1	0	0																							0	1
Loddon	0	3	0	0																							0	3
Middleton	0	2	0	2																							0	4
Ravenhall	0	5	0	9																							0	14
Beechworth	0	0	0	1																							0	1
Dhurringile	0	3	0	0																							0	3
Langi Kal Kal	0	0	0	0																							0	0
Tarngower	0	0	0	0																							0	0
JLTC	0	0	0	0																							0	0
Total	0	27	0	29																							0	56

	Jul-19		Aug-19		Sep-19		Oct-19		Nov-19		Dec-19		Jan-20		Feb-20		Mar-20		Apr-20		May-20		Jun-20		2019-2020			
	Heroin	Morph	Heroin	Morph	Heroin	Morph	Heroin	Morph	Heroin	Morph	Heroin	Morph	Heroin	Morph	Heroin	Morph	Heroin	Morph	Heroin	Morph	Heroin	Morph	Heroin	Morph	Heroin	Morph		
Barwon	0	0	0	0																							0	0
MAP	0	0	0	2																							0	2
MRC	0	2	0	1																							0	3
PPP	0	0	0	0																							0	0
DPFC	0	0	0	0																							0	0
Fulham	2	0	0	0																							2	0
Hopkins	0	0	0	0																							0	0
Karreenga	0	0	0	0																							0	0
Marrngoneet	0	0	0	0																							0	0
Loddon	0	0	0	0																							0	0
Middleton	0	0	0	0																							0	0
Ravenhall	0	0	0	0																							0	0
Beechworth	0	0	0	0																							0	0
Dhurringile	0	1	0	0																							0	1
Langi Kal Kal	0	0	0	0																							0	0
Tarngower	0	0	0	0																							0	0
JLTC	0	0	0	0																							0	0
Total	2	3	0	3																							2	6

August data retrieved 17 September 2019. Results prepared in conjunction with Dorevitch pathology and in accordance with Australian testing methodology.

*Drugs Identified Through Testing
Positive by Location: YTD 2019-2020*

YTD - Aug-19	Amphetamines	Methamphetamines	Cocaine	Opiates	Benzodiazepines	Cannabinoids	Ethanol**	Methadone	ADP*	APS*	Steroids**	Buprenorphine	NOA*	Total
Barwon	0	0	0	0	0	0	0	0	4	1	0	49	0	54
MAP	2	3	0	2	0	0	0	0	0	0	0	2	0	9
MRC	3	11	0	3	1	1	0	0	0	0	0	72	0	91
PPP	6	7	0	0	0	0	0	9	0	0	0	75	0	97
DPFC	6	6	0	0	0	0	0	0	0	0	0	5	0	17
Fulham	2	3	0	2	0	1	0	1	10	3	0	28	0	50
Hopkins	0	0	0	0	0	0	0	0	0	0	0	7	0	7
Karreenga	0	0	0	0	0	0	0	0	0	0	0	14	0	14
Marngoneet	0	1	0	0	0	2	2	1	0	0	0	21	0	27
Loddon	2	3	0	0	0	0	0	0	0	0	0	34	0	39
Middleton	3	4	0	0	0	0	0	0	0	0	0	11	0	18
Ravenhall	5	14	0	0	3	3	0	0	1	0	0	51	0	77
Beechworth	0	1	0	0	0	0	0	0	0	0	0	0	0	1
Dhurringile	2	3	0	1	0	0	0	0	0	0	0	4	0	10
Langi Kal Kal	0	0	0	0	0	0	0	0	0	0	0	0	0	0
Tarrengower	0	0	0	0	0	0	0	0	0	0	0	0	0	0
JLTC	0	0	0	0	0	0	0	0	0	0	0	0	0	0
Total	31	56	0	8	4	7	2	11	15	4	0	373	0	511
%	6.07	10.96	0.00	1.57	0.78	1.37	0.39	2.15	2.94	0.78	0.00	72.99	0.00	100.00
<i>PY Total</i>	<i>38</i>	<i>0</i>	<i>0</i>	<i>8</i>	<i>7</i>	<i>4</i>	<i>0</i>	<i>1</i>	<i>6</i>	<i>2</i>	<i>0</i>	<i>126</i>	<i>0</i>	<i>192</i>
<i>PY %</i>	<i>19.79</i>	<i>0.00</i>	<i>0.00</i>	<i>4.17</i>	<i>3.65</i>	<i>2.08</i>	<i>0.00</i>	<i>0.52</i>	<i>3.13</i>	<i>1.04</i>	<i>0.00</i>	<i>65.63</i>	<i>0.00</i>	<i>100.00</i>

*Drugs Identified Through Testing:
Percentage Positive by Location: YTD 2019-2020*

Drug Type Percentage Positive by Location - 2019-2020														
Aug-19	Amphetamines	Methamphetamines	Cocaine	Opiates	Benzodiazepines	Cannabinoids	Ethanol**	Methadone	ADP*	APS*	Steroids**	Buprenorphine	NOA*	% of Total
Barwon	0.00%	0.00%	0.00%	0.00%	0.00%	0.00%	0.00%	0.00%	26.67%	25.00%	0.00%	13.14%	0.00%	10.57%
MAP	6.45%	5.36%	0.00%	25.00%	0.00%	0.00%	0.00%	0.00%	0.00%	0.00%	0.00%	0.54%	0.00%	1.76%
MRC	9.68%	19.64%	0.00%	37.50%	25.00%	14.29%	0.00%	0.00%	0.00%	0.00%	0.00%	19.30%	0.00%	17.81%
PPP	19.35%	12.50%	0.00%	0.00%	0.00%	0.00%	0.00%	81.82%	0.00%	0.00%	0.00%	20.11%	0.00%	18.98%
DPFC	19.35%	10.71%	0.00%	0.00%	0.00%	0.00%	0.00%	0.00%	0.00%	0.00%	0.00%	1.34%	0.00%	3.33%
Fulham	6.45%	5.36%	0.00%	25.00%	0.00%	14.29%	0.00%	9.09%	66.67%	75.00%	0.00%	7.51%	0.00%	9.78%
Hopkins	0.00%	0.00%	0.00%	0.00%	0.00%	0.00%	0.00%	0.00%	0.00%	0.00%	0.00%	1.88%	0.00%	1.37%
Karreenga	0.00%	0.00%	0.00%	0.00%	0.00%	0.00%	0.00%	0.00%	0.00%	0.00%	0.00%	3.75%	0.00%	2.74%
Marngoneet	0.00%	1.79%	0.00%	0.00%	0.00%	28.57%	100.00%	9.09%	0.00%	0.00%	0.00%	5.63%	0.00%	5.28%
Loddon	6.45%	5.36%	0.00%	0.00%	0.00%	0.00%	0.00%	0.00%	0.00%	0.00%	0.00%	9.12%	0.00%	7.63%
Middleton	9.68%	7.14%	0.00%	0.00%	0.00%	0.00%	0.00%	0.00%	0.00%	0.00%	0.00%	2.95%	0.00%	3.52%
Ravenhall	16.13%	25.00%	0.00%	0.00%	75.00%	42.86%	0.00%	0.00%	6.67%	0.00%	0.00%	13.67%	0.00%	15.07%
Beechworth	0.00%	1.79%	0.00%	0.00%	0.00%	0.00%	0.00%	0.00%	0.00%	0.00%	0.00%	0.00%	0.00%	0.20%
Dhurringile	6.45%	5.36%	0.00%	12.50%	0.00%	0.00%	0.00%	0.00%	0.00%	0.00%	0.00%	1.07%	0.00%	1.96%
Langi Kal Kal	0.00%	0.00%	0.00%	0.00%	0.00%	0.00%	0.00%	0.00%	0.00%	0.00%	0.00%	0.00%	0.00%	0.00%
Tarngower	0.00%	0.00%	0.00%	0.00%	0.00%	0.00%	0.00%	0.00%	0.00%	0.00%	0.00%	0.00%	0.00%	0.00%
JLTC	0.00%	0.00%	0.00%	0.00%	0.00%	0.00%	0.00%	0.00%	0.00%	0.00%	0.00%	0.00%	0.00%	0.00%
All Prisons YTD	31	56	0	8	4	7	2	11	15	4	0	373	0	511
% Positive	6.07%	10.96%	0.00%	1.57%	0.78%	1.37%	0.39%	2.15%	2.94%	0.78%	0.00%	72.99%	0.00%	100.00%

Seizures of Contraband by Item Type

Visitors – August 2019

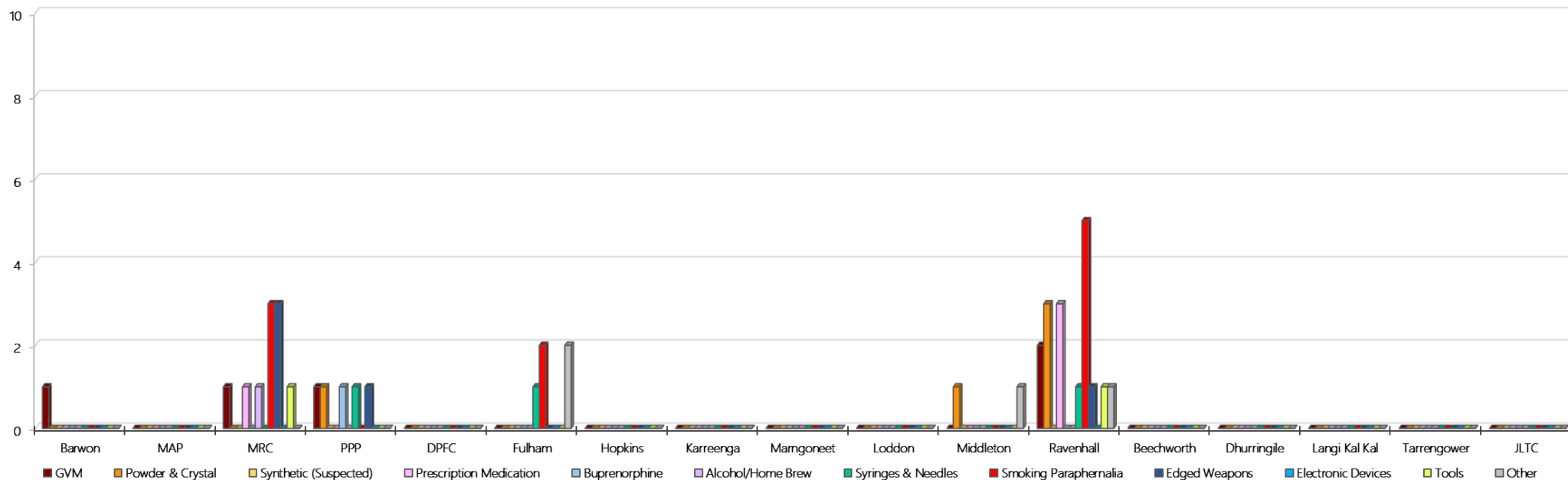
Visitors	GVM		Powder & Crystal		Synthetic (Suspected)		Prescription Medication		Buprenorphine		Alcohol & Home Brew		Syringes & Needles		Smoking Paraphernalia		Edged Weapons		Electronic Devices		Tools		Other		
	August 19	Finds	Gms	Finds	Gms	Finds	Gms	Finds	Qty	Finds	Qty	Finds	Ltrs	Finds	Qty	Finds	Qty	Finds	Qty	Finds	Qty	Finds	Qty	Finds	Qty
Barwon	1	16.50	0	0.00	0	0.00	0	0.00	0	0.00	0	0.000	0	0	0	0	0	0	0	0	0	0	0	0	0
MAP	0	0.00	0	0.00	0	0.00	0	0.00	0	0.00	0	0.000	0	0	0	0	0	0	0	0	0	0	0	0	0
MRC	1	0.50	0	0.00	0	0.00	1	9.00	0	0.00	1	0.660	0	0	3	7	3	12	0	0	1	3	0	0	
PPP	1	22.00	1	18.43	0	0.00	0	0.00	1	94.00	0	0.000	1	3	0	0	1	1	0	0	0	0	0	0	
DPFC	0	0	0	0	0	0	0	0	0	0	0	0	0	0	0	0	0	0	0	0	0	0	0	0	
Fulham	0	0.00	0	0.00	0	0.00	0	0.00	0	0.00	0	0.000	1	1	2	2	0	0	0	0	0	0	0	2	10
Hopkins	0	0.00	0	0.00	0	0.00	0	0.00	0	0.00	0	0.000	0	0	0	0	0	0	0	0	0	0	0	0	0
Karreenga	0	0.00	0	0.00	0	0.00	0	0.00	0	0.00	0	0.000	0	0	0	0	0	0	0	0	0	0	0	0	0
Margoneet	0	0.00	0	0.00	0	0.00	0	0.00	0	0.00	0	0.000	0	0	0	0	0	0	0	0	0	0	0	0	0
Loddon	0	0.00	0	0.00	0	0.00	0	0.00	0	0.00	0	0.000	0	0	0	0	0	0	0	0	0	0	0	0	0
Middleton	0	0.00	1	5.00	0	0.00	0	0.00	0	0.00	0	0.000	0	0	0	0	0	0	0	0	0	0	1	1	
Ravenhall	2	6.50	3	25.81	0	0.00	3	30.00	0	0.00	0	0.000	1	1	5	8	1	1	0	0	1	10	1	1	
Beechworth	0	0.00	0	0.00	0	0.00	0	0.00	0	0.00	0	0.000	0	0	0	0	0	0	0	0	0	0	0	0	0
Dhurringile	0	0.00	0	0.00	0	0.00	0	0.00	0	0.00	0	0.000	0	0	0	0	0	0	0	0	0	0	0	0	0
Langi Kal Kal	0	0.00	0	0.00	0	0.00	0	0.00	0	0.00	0	0.000	0	0	0	0	0	0	0	0	0	0	0	0	0
Tarrengower	0	0.00	0	0.00	0	0.00	0	0.00	0	0.00	0	0.000	0	0	0	0	0	0	0	0	0	0	0	0	0
JLTC	0	0.00	0	0.00	0	0.00	0	0.00	0	0.00	0	0.000	0	0	0	0	0	0	0	0	0	0	0	0	0
Current Month	5	45.50	5	49.24	0	0.00	4	39.00	1	94.00	1	0.660	3	5	10	17	5	14	0	0	2	13	4	12	
Previous Month	2	22.09	4	5.62	0	0.00	3	11.00	6	166.10	0	0.000	3	15	9	22	3	5	0	0	3	9	6	10	

Seizures of Contraband: Visitors - YTD 2019-2020

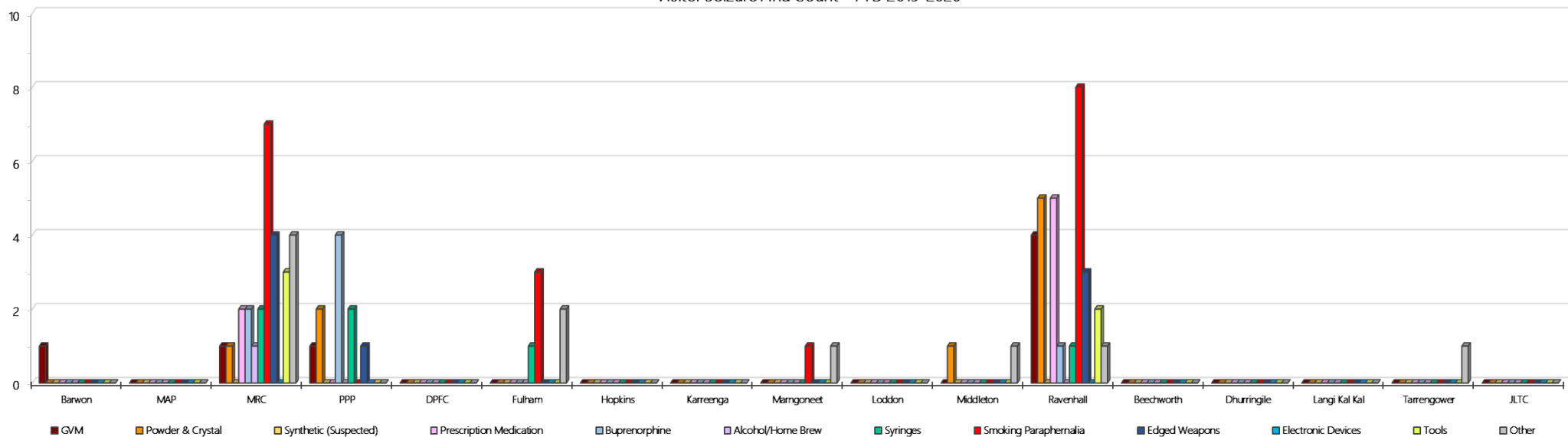
Visitors	GVM		Powder & Crystal		Synthetic (Suspected)		Prescription Medication		Buprenorphine		Alcohol & Home Brew		Syringes & Needles		Smoking Paraphernalia		Edged Weapons		Electronic Devices		Tools		Other		
	Finds	Gms	Finds	Gms	Finds	Gms	Finds	Qty	Finds	Qty	Finds	Ltrs	Finds	Qty	Finds	Qty	Finds	Qty	Finds	Qty	Finds	Qty	Finds	Qty	
Barwon	1	16.50	0	0.00	0	0.00	0	0.00	0	0.00	0	0.000	0	0	0	0	0	0	0	0	0	0	0	0	0
MAP	0	0.00	0	0.00	0	0.00	0	0.00	0	0.00	0	0.000	0	0	0	0	0	0	0	0	0	0	0	0	0
MRC	1	0.50	1	1.00	0	0.00	2	12.00	2	3.10	1	0.660	2	11	7	12	4	15	0	0	3	6	4	7	
PPP	1	22.00	2	20.43	0	0.00	0	0.00	4	252.00	0	0.000	2	7	0	0	1	1	0	0	0	0	0	0	
DPFC	0	0.00	0	0.00	0	0.00	0	0.00	0	0.00	0	0.000	0	0	0	0	0	0	0	0	0	0	0	0	
Fulham	0	0.00	0	0.00	0	0.00	0	0.00	0	0.00	0	0.000	1	1	3	6	0	0	0	0	0	0	2	10	
Hopkins	0	0.00	0	0.00	0	0.00	0	0.00	0	0.00	0	0.000	0	0	0	0	0	0	0	0	0	0	0	0	
Karreenga	0	0.00	0	0.00	0	0.00	0	0.00	0	0.00	0	0.000	0	0	0	0	0	0	0	0	0	0	0	0	
Marrgoneet	0	0.00	0	0.00	0	0.00	0	0.00	0	0.00	0	0.000	0	0	1	1	0	0	0	0	0	0	1	2	
Loddon	0	0.00	0	0.00	0	0.00	0	0.00	0	0.00	0	0.000	0	0	0	0	0	0	0	0	0	0	0	0	
Middleton	0	0.00	1	5.00	0	0.00	0	0.00	0	0.00	0	0.000	0	0	0	0	0	0	0	0	0	0	1	1	
Ravenhall	4	28.59	5	28.43	0	0.00	5	38.00	1	5.00	0	0.000	1	1	8	20	3	3	0	0	2	16	1	1	
Beechworth	0	0.00	0	0.00	0	0.00	0	0.00	0	0.00	0	0.000	0	0	0	0	0	0	0	0	0	0	0	0	
Dhurringile	0	0.00	0	0.00	0	0.00	0	0.00	0	0.00	0	0.000	0	0	0	0	0	0	0	0	0	0	0	0	
Langi Kal Kal	0	0.00	0	0.00	0	0.00	0	0.00	0	0.00	0	0.000	0	0	0	0	0	0	0	0	0	0	0	0	
Tarrengower	0	0.00	0	0.00	0	0.00	0	0.00	0	0.00	0	0.000	0	0	0	0	0	0	0	0	0	0	1	1	
JLTC	0	0.00	0	0.00	0	0.00	0	0.00	0	0.00	0	0.000	0	0	0	0	0	0	0	0	0	0	0	0	
YTD: August-19	7	67.59	9	54.86	0	0.00	7	50.00	7	260.10	1	0.660	6	20	19	39	8	19	0	0	5	22	10	22	
YTD: August-18	5	4.46	5	5.93	0	0.00	5	34.00	2	8.10	0	0.000	7	18	9	14	1	1	1	1	1	1	13	186	

Graphs of Seizures of Contraband: Visitors – August 2019 & YTD 2019-2020

Visitor Seizure Find Count - August 2019



Visitor Seizure Find Count - YTD 2019-2020



Seizures of Contraband: Prisoners – August 2019

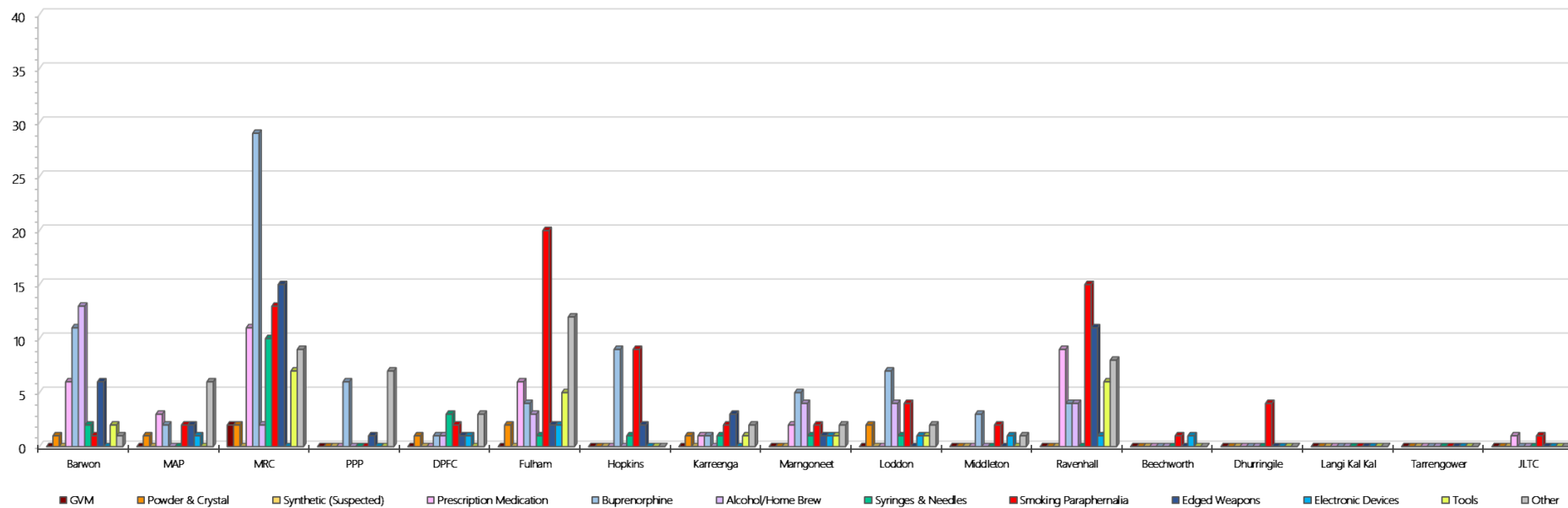
Prisoners	GVM		Powder & Crystal		Synthetic (Suspected)		Prescription Medication		Buprenorphine		Alcohol & Home Brew		Syringes & Needles		Smoking Paraphernalia		Edged Weapons		Electronic Devices		Tools		Other	
	Finds	Gms	Finds	Gms	Finds	Gms	Finds	Qty	Finds	Qty	Finds	Ltrs	Finds	Qty	Finds	Qty	Finds	Qty	Finds	Qty	Finds	Qty	Finds	Qty
Barwon	0	0.00	1	1.40	0	0.00	6	31.25	11	10.90	13	35.250	2	2	1	3	6	11	0	0	2	3	1	1
MAP	0	0.00	1	0.30	0	0.00	3	4.25	2	18.00	0	0.000	0	0	2	7	2	3	1	1	0	0	6	18
MRC	2	1.00	2	1.20	0	0.00	11	59.50	29	36.96	2	7.500	10	10	13	30	15	19	0	0	7	14	9	9
PPP	0	0.00	0	1.00	0	0.00	0	5.00	6	21.20	0	0.000	0	0	0	6	1	12	0	0	0	17	7	24
DPFC	0	0.00	1	1.00	0	0.00	0	0.00	1	1.00	1	0.600	3	6	2	6	1	1	1	1	0	0	3	3
Fulham	0	0.00	2	1.50	0	0.00	6	6.00	4	20.80	3	3.600	1	1	20	31	2	2	2	4	5	11	12	13
Hopkins	0	0.00	0	0.00	0	0.00	0	0.00	9	17.00	0	0.000	1	1	9	21	2	2	0	0	0	0	0	0
Karreenga	0	0.00	1	0.10	0	0.00	1	1.00	1	0.10	0	0.000	1	1	2	4	3	3	0	0	1	1	2	6
Margoneet	0	0.00	0	0.00	0	0.00	2	2.50	5	11.10	4	12.000	1	1	2	7	1	1	1	1	1	1	2	8
Loddon	0	0.00	2	5.00	0	0.00	0	0.00	7	162.00	4	6.000	1	1	4	4	0	0	1	1	1	5	2	19
Middleton	0	0.00	0	0.00	0	0.00	0	0.00	3	4.00	0	0.000	0	0	2	3	0	0	1	8	0	0	1	1
Ravenhall	0	0.00	0	0.00	0	0.00	9	25.00	4	2.30	4	9.400	0	0	15	47	11	27	1	1	6	13	8	26
Beechworth	0	0.00	0	0.00	0	0.00	0	0.00	0	0.00	0	0.000	0	0	1	2	0	0	1	1	0	0	0	0
Dhurringile	0	0.00	0	0.00	0	0.00	0	0.00	0	0.00	0	0.000	0	0	4	14	0	0	0	0	0	0	0	0
Langi Kal Kal	0	0.00	0	0.00	0	0.00	0	0.00	0	0.00	0	0.000	0	0	0	0	0	0	0	0	0	0	0	0
Tarrengower	0	0.00	0	0.00	0	0.00	0	0.00	0	0.00	0	0.000	0	0	0	0	0	0	0	0	0	0	0	0
JLTC	0	0.00	0	0.00	0	0.00	1	6.00	0	0.00	0	0.000	0	0	1	4	0	0	0	0	0	0	0	0
Current Month	2	1.00	10	11.50	0	0.00	39	140.50	82	305.36	31	74.350	20	23	78	189	44	81	9	18	23	65	53	128
<i>Previous Month</i>	<i>5</i>	<i>16.36</i>	<i>4</i>	<i>14.91</i>	<i>1</i>	<i>0.50</i>	<i>62</i>	<i>402.00</i>	<i>69</i>	<i>107.00</i>	<i>11</i>	<i>75.000</i>	<i>19</i>	<i>51</i>	<i>64</i>	<i>177</i>	<i>69</i>	<i>98</i>	<i>8</i>	<i>8</i>	<i>23</i>	<i>59</i>	<i>60</i>	<i>112.1</i>

Seizures of Contraband: Prisoners – YTD 2019-2020

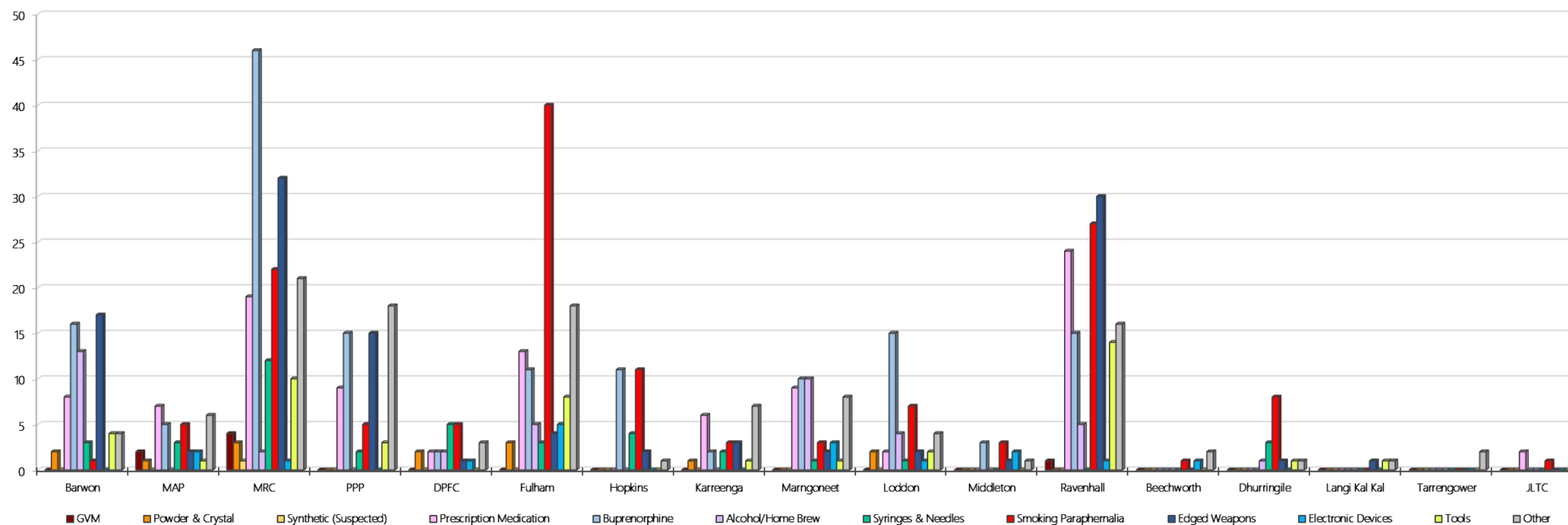
Prisoners	GVM		Powder & Crystal		Synthetic (Suspected)		Prescription Medication		Buprenorphine		Alcohol & Home Brew		Syringes & Needles		Smoking Paraphernalia		Edged Weapons		Electronic Devices		Tools		Other	
	Finds	Gms	Finds	Gms	Finds	Gms	Finds	Qty	Finds	Qty	Finds	Ltrs	Finds	Qty	Finds	Qty	Finds	Qty	Finds	Qty	Finds	Qty	Finds	Qty
2019-2020																								
Barwon	0	0.00	2	13.20	0	0.00	8	38.75	16	23.80	13	35.250	3	3	1	3	17	24	0	0	4	7	4	5
MAP	2	12.40	1	0.30	0	0.00	7	42.25	5	44.10	0	0.000	3	6	5	11	2	3	2	2	1	1	6	18
MRC	4	1.20	3	2.20	1	0.50	19	78.50	46	37.36	2	7.500	12	12	22	48	32	42	1	1	10	19	21	24
PPP	0	0.00	0	1.00	0	0.00	9	34.50	15	55.50	0	0.000	2	2	5	13	15	27	0	0	3	20	18	40
DPFC	0	0.00	2	3.10	0	0.00	2	7.00	2	2.00	2	1.600	5	37	5	9	1	1	1	1	0	0	3	3
Fulham	0	0.00	3	1.51	0	0.00	13	27.50	11	24.80	5	5.600	3	3	40	134	4	5	5	7	8	15	18	20
Hopkins	0	0.00	0	0.00	0	0.00	0	0.00	11	17.30	0	0.000	4	4	11	31	2	2	0	0	0	0	1	1
Karreenga	0	0.00	1	0.10	0	0.00	6	21.00	2	1.10	0	0.000	2	2	3	5	3	3	0	0	1	1	7	21
Marngoneet	0	0.00	0	0.00	0	0.00	9	13.00	10	13.50	10	80.000	1	1	3	8	2	2	3	3	1	1	8	19
Loddon	0	0.00	2	5.00	0	0.00	2	39.00	15	171.60	4	6.000	1	1	7	9	2	2	1	1	2	7	4	23
Middleton	0	0.00	0	0.00	0	0.00	0	0.00	3	4.00	0	0.000	0	0	3	4	1	1	2	9	0	0	1	1
Ravenhall	1	3.76	0	0.00	0	0.00	24	217.00	15	17.30	5	10.400	0	0	27	63	30	64	1	1	14	48	16	56
Beechworth	0	0.00	0	0.00	0	0.00	0	0.00	0	0.00	0	0.000	0	0	1	2	0	0	1	1	0	0	2	6
Dhurringile	0	0.00	0	0.00	0	0.00	0	0.00	0	0.00	1	3.000	3	3	8	22	1	1	0	0	1	4	1	1
Langi Kal Kal	0	0.00	0	0.00	0	0.00	0	0.00	0	0.00	0	0.000	0	0	0	0	1	2	0	0	1	1	1	1
Tarrengower	0	0.00	0	0.00	0	0.00	0	0.00	0	0.00	0	0.000	0	0	0	0	0	0	0	0	0	0	2	1
JLTC	0	0.00	0	0.00	0	0.00	2	24.00	0	0.00	0	0.000	0	0	1	4	0	0	0	0	0	0	0	0
YTD: August-19	7	17.36	14	26.41	1	0.50	101	542.50	151	412.36	42	149.350	39	74	142	366	113	179	17	26	46	124	113	240
YTD: August-18	9	71.20	40	248.64	5	22.10	174	875.10	81	102.10	51	126.870	58	98	211	938	128	173	33	82	104	169	147	333

Graphs of Seizures of Contraband: Prisoners – August 2019 & YTD 2019-2020

Prisoner Seizure Find Count - August 2019



Prisoner Seizure Find Count - YTD 2019-2020



LOCATION SPECIFIC RESULTS

Note: Random General data is provided by the Monitoring, Standards and Reporting Unit, with adjustments reflected in the following reporting month. August data retrieved 17 September 2019. Targeted and Positive Results by Drug Type are retrieved from PIMS by the System Performance Branch. August data retrieved 17 September 2019. Data graphically represented is sourced from the preceding tables.

Barwon Prison

Targeted and Random General Drug Test Results: 2019-2020

Barwon	Jul-19	Aug-19	Sep-19	Oct-19	Nov-19	Dec-19	Jan-20	Feb-19	Mar-20	Apr-20	May-20	Jun-20	Average	Totals
Effective Sample - Targeted	149	163											156	312
Targeted Positives	19	18											19	37
Refusal	0	4											2	4
Unable	2	2											2	4
Interfered	0	0											0	0
Adulterated	1	0											1	1
Targeted % Tested Positive	14.77%	14.72%											14.74%	14.74%
Awaiting / Pending Results	0	0											0	0
Targeted Residual	1	1											1	2
Random tests collected	54	45											50	99
Tested Positive	3	2											3	5
Refusal (guilty)	4	1											3	5
Unable (not guilty)	0	0											0	0
Unable (guilty)	0	0											0	0
Interfered (guilty)	0	0											0	0
No test (valid reason)	2	2											2	4
No test (no valid reason)	1	0											1	1
Adulterated	0	1											1	1
Awaiting / Pending Results	0	0											0	0
Random Residual (PIMS URAR030)	0	0												0
Effective Sample - Random General	59	46											53	105
% Tested positive	5.08%	4.35%											4.72%	
% Prisoner guilty, positive equivalents	6.78%	4.35%											5.56%	
% Total prisoner fails	11.86%	6.52%											9.19%	
% No test without valid reason	1.69%	0.00%											0.85%	
Random General Benchmark 8.00%	8.00%	8.00%	8.00%	8.00%	8.00%	8.00%	8.00%	8.00%	8.00%	8.00%	8.00%	8.00%	YTD	
% Failures for SDO	13.56%	8.70%											11.43%	

Barwon - Drugs Identified Through Testing by Drug Type: 2019-2020

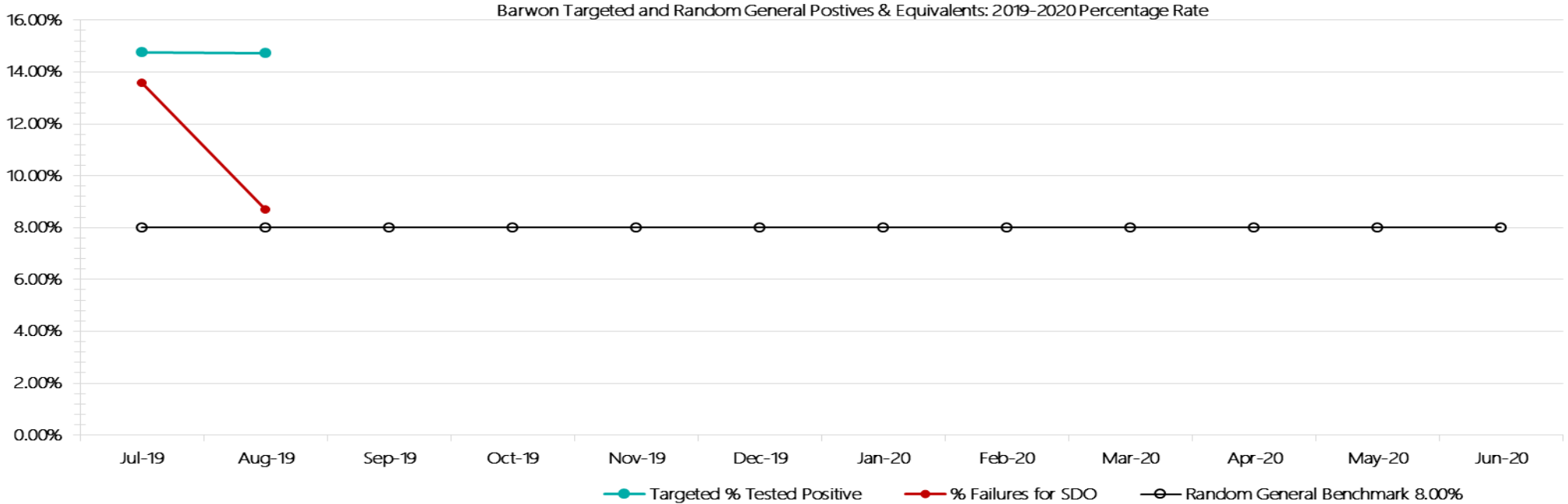
Barwon	Amphetamines	Methamphetamines	Cocaine	Opiates	Benzodiazepines	Cannabinoids	Ethanol**	Methadone	ADP*	APS*	Steroids**	Buprenorphine	NOA*	Total
Jul-19	0	0	0	0	0	0	0	0	0	0	0	29	0	29
Aug-19	0	0	0	0	0	0	0	0	4	1	0	20	0	25
Sep-19														
Oct-19														
Nov-19														
Dec-19														
Jan-20														
Feb-20														
Mar-20														
Apr-20														
May-20														
Jun-20														
YTD	0	0	0	0	0	0	0	0	4	1	0	49	0	54
All Prisons YTD	31	56	0	8	4	7	2	11	15	4	0	373	0	511
Barwon % of Total	0.00%	0.00%	0.00%	0.00%	0.00%	0.00%	0.00%	0.00%	26.67%	25.00%	0.00%	13.14%	0.00%	10.57%

Barwon Seizures of Contraband: Visitors & Prisoners: 2019-2020

Visitors	GVM		Powder & Crystal		Synthetic (Suspected)		Prescription Medication		Buprenorphine		Alcohol/Home Brew		Syringes & Needles		Smoking Paraphernalia		Edged Weapons		Electronic Devices		Tools		Other	
	Finds	Gms	Finds	Gms	Finds	Gms	Finds	Qty	Finds	Qty	Finds	Ltrs	Finds	Qty	Finds	Qty	Finds	Qty	Finds	Qty	Finds	Qty	Finds	Qty
Barwon	0	0.00	0	0.00	0	0.00	0	0.00	0	0.00	0	0.000	0	0	0	0	0	0	0	0	0	0	0	0
Jul-19	0	0.00	0	0.00	0	0.00	0	0.00	0	0.00	0	0.000	0	0	0	0	0	0	0	0	0	0	0	0
Aug-19	1	16.50	0	0.00	0	0.00	0	0.00	0	0.00	0	0.000	0	0	0	0	0	0	0	0	0	0	0	0
Sep-19																								
Oct-19																								
Nov-19																								
Dec-19																								
Jan-20																								
Feb-20																								
Mar-20																								
Apr-20																								
May-20																								
Jun-20																								
Total	1	16.50	0	0.00	0	0.00	0	0.00	0	0.00	0	0.000	0	0	0	0	0	0	0	0	0	0	0	0

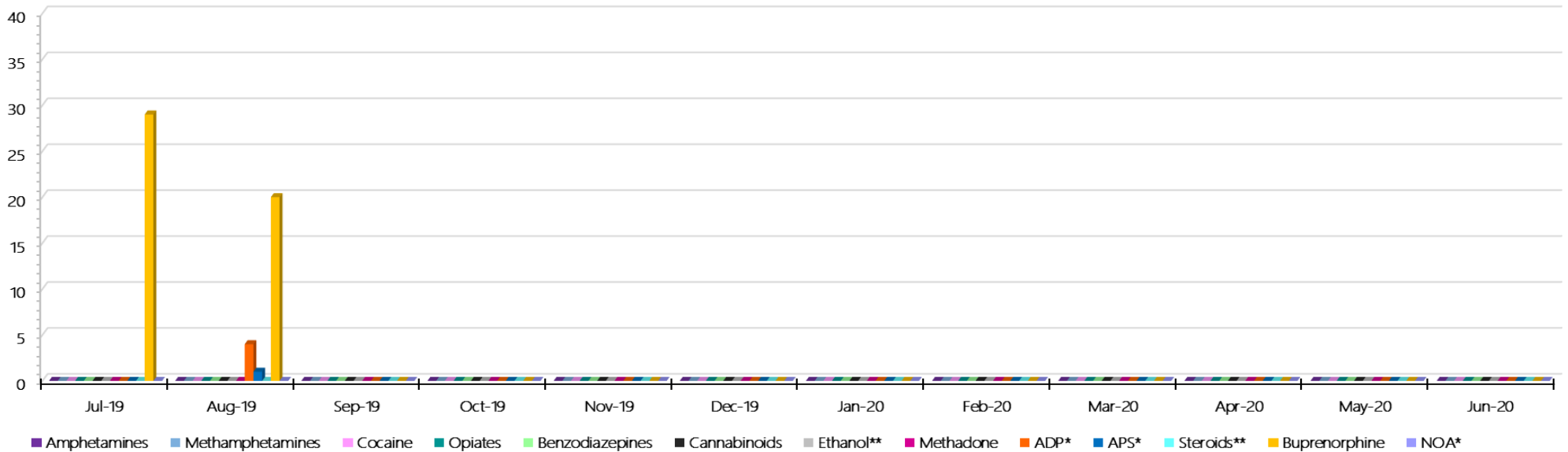
Prisoners	GVM		Powder & Crystal		Synthetic (Suspected)		Prescription Medication		Buprenorphine		Alcohol & Home Brew		Syringes & Needles		Smoking Paraphernalia		Edged Weapons		Electronic Devices		Tools		Other	
	Finds	Gms	Finds	Gms	Finds	Gms	Finds	Qty	Finds	Qty	Finds	Ltrs	Finds	Qty	Finds	Qty	Finds	Qty	Finds	Qty	Finds	Qty	Finds	Qty
Barwon	0	0.00	1	11.80	0	0.00	2	7.50	5	12.90	0	0.000	1	1	0	0	11	13	0	0	2	4	3	4
Jul-19	0	0.00	1	11.80	0	0.00	2	7.50	5	12.90	0	0.000	1	1	0	0	11	13	0	0	2	4	3	4
Aug-19	0	0.00	1	1.40	0	0.00	6	31.25	11	10.90	13	35.250	2	2	1	3	6	11	0	0	2	3	1	1
Sep-19																								
Oct-19																								
Nov-19																								
Dec-19																								
Jan-20																								
Feb-20																								
Mar-20																								
Apr-20																								
May-20																								
Jun-20																								
Total	0	0.00	2	13.20	0	0.00	8	38.75	16	23.80	13	35.250	3	3	1	3	17	24	0	0	4	7	4	5

Barwon Targeted and Random General Drug Test Positives & Equivalents: 2019-2020



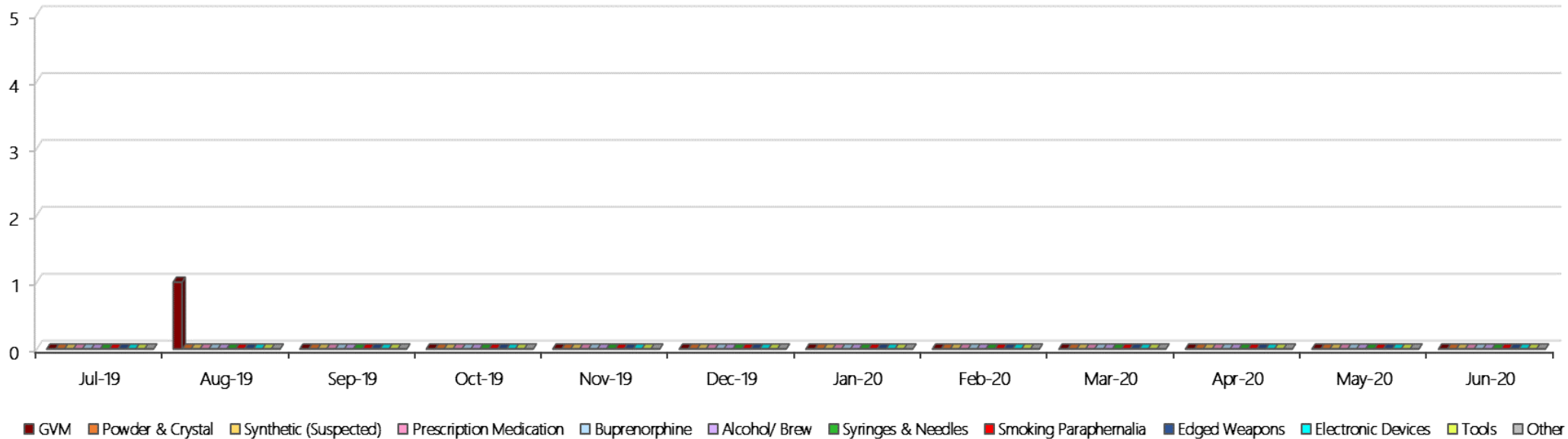
Barwon Positive Drug Test Results by Drug Type: 2019-2020

Barwon Positive Test Results By Drug Type: 2019-2020



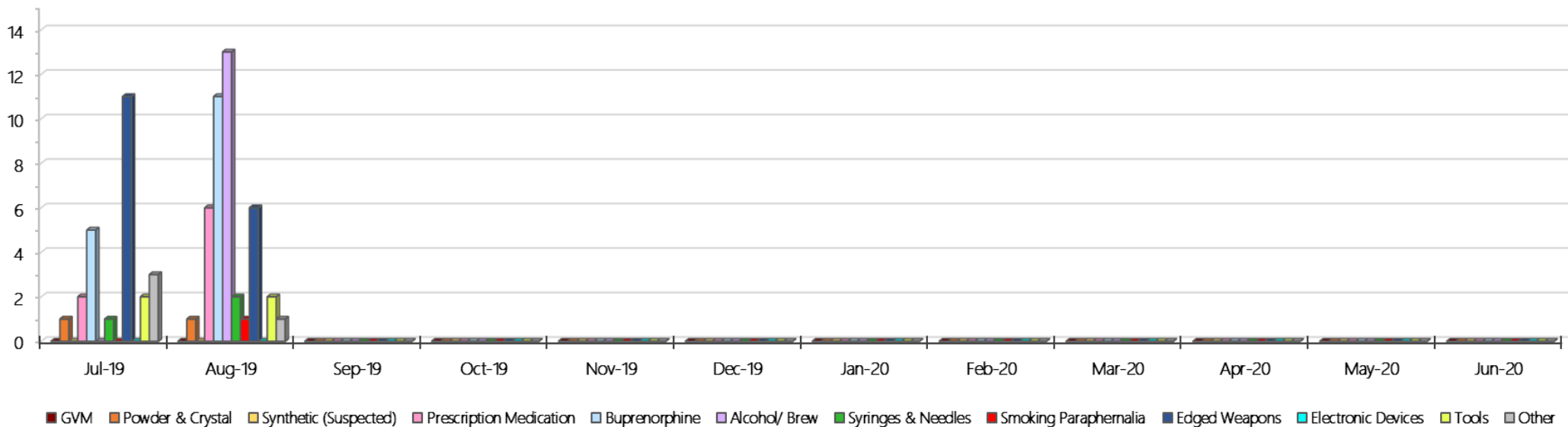
Barwon Count of Visitor Seizure Finds: 2019-2020

Barwon Count of Visitor Seizure Finds - 2019-2020



Barwon Count of Prisoner Seizure Finds: 2019-2020

Barwon Count of Prisoner Seizure Finds - 2019-2020



Melbourne Assessment Prison

Targeted and Random General Drug Test Results: 2019-2020

Melbourne Assessment Prison	Jul-19	Aug-19	Sep-19	Oct-19	Nov-19	Dec-19	Jan-20	Feb-19	Mar-20	Apr-20	May-20	Jun-20	Average	Totals
Effective Sample - Targeted	85	90											88	175
Targeted Positives	3	4											4	7
Refusal	2	1											2	3
Unable	1	2											2	3
Interfered	0	0											0	0
Adulterated	0	0											0	0
Targeted % Tested Positive	7.06%	7.78%											7.43%	7.43%
Awaiting / Pending Results	0	0											0	0
Targeted Residual	0	0											0	0
Random tests collected	29	17											23	46
Tested Positive	0	0											0	0
Refusal (guilty)	0	1											1	1
Unable (not guilty)	0	0											0	0
Unable (guilty)	1	0											1	1
Interfered (guilty)	0	0											0	0
No test (valid reason)	5	9											7	14
No test (no valid reason)	0	0											0	0
Adulterated	0	0											0	0
Awaiting / Pending Results	0	1											1	1
Random Residual (PIMS URAR030)	0	0												0
Effective Sample - Random General	30	18											24	48
% Tested positive	0.00%	0.00%											0.00%	
% Prisoner guilty, positive equivalents	3.33%	5.56%											4.44%	
% Total prisoner fails	3.33%	5.56%											4.44%	
% No test without valid reason	0.00%	0.00%											0.00%	
Random General Benchmark 8.00%	8.00%	8.00%	8.00%	8.00%	8.00%	8.00%	8.00%	8.00%	8.00%	8.00%	8.00%	8.00%	YTD	
% Failures for SDO	3.33%	5.56%											4.17%	

Melbourne Assessment Prison - Drugs Identified Through Testing by Drug Type: 2019-2020

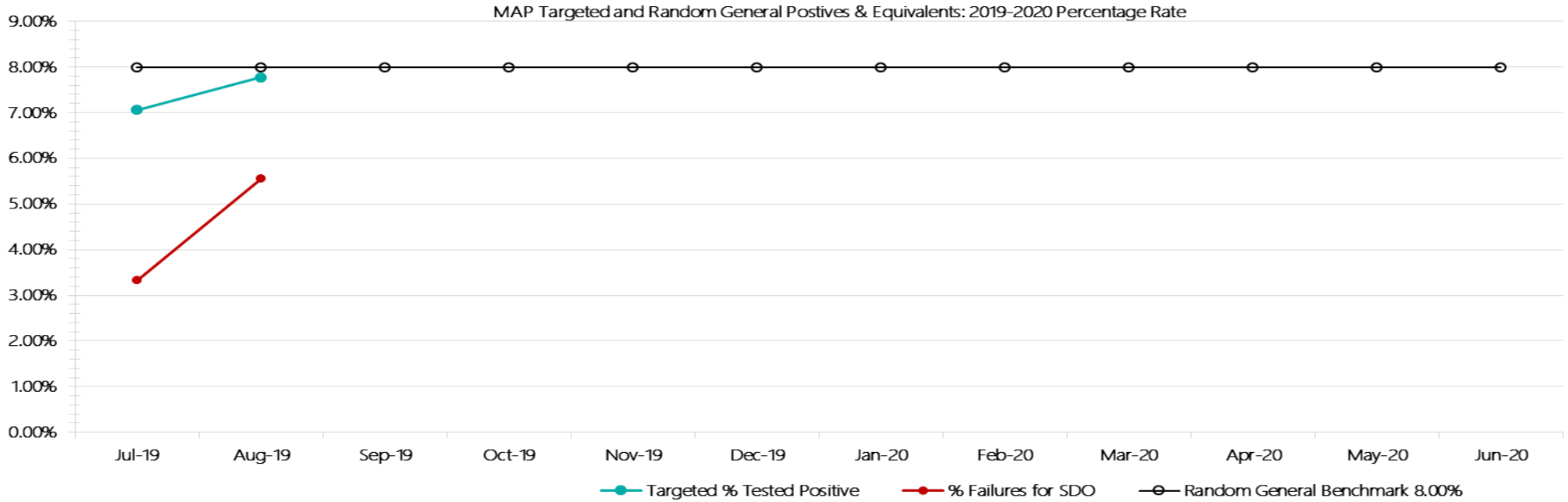
MAP	Amphetamines	Methamphetamines	Cocaine	Opiates	Benzodiazepines	Cannabinoids	Ethanol**	Methodone	ADP*	APS*	Steroids**	Buprenorphine	NOA*	Total
Jul-19	1	1	0	0	0	0	0	0	0	0	0	2	0	4
Aug-19	1	2	0	2	0	0	0	0	0	0	0	0	0	5
Sep-19														
Oct-19														
Nov-19														
Dec-19														
Jan-20														
Feb-20														
Mar-20														
Apr-20														
May-20														
Jun-20														
MAP YTD	2	3	0	2	0	0	0	0	0	0	0	2	0	9
All Prisons YTD	31	56	0	8	4	7	2	11	15	4	0	373	0	511
MAP % of Total	6.45%	5.36%	0.00%	25.00%	0.00%	0.00%	0.00%	0.00%	0.00%	0.00%	0.00%	0.54%	0.00%	1.76%

Melbourne Assessment Prison Seizures of Contraband: Visitors & Prisoners: 2019-2020

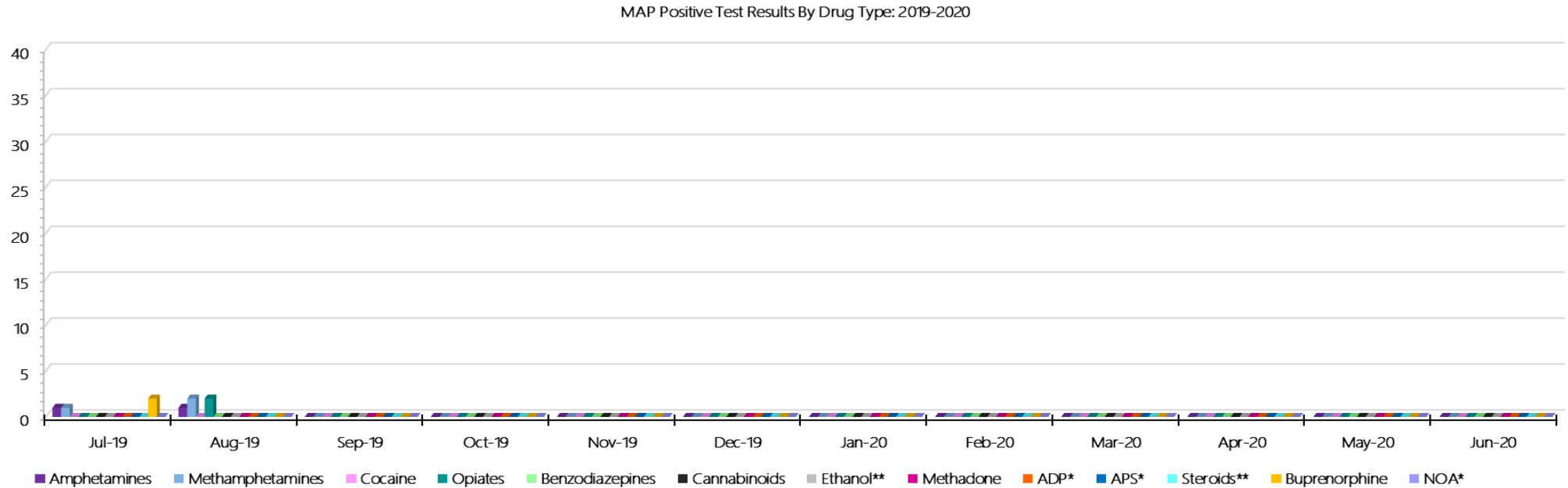
Visitors	GVM		Powder & Crystal		Synthetic (Suspected)		Prescription Medication		Buprenorphine		Alcohol & Home Brew		Syringes & Needles		Smoking Paraphernalia		Edged Weapons		Electronic Devices		Tools		Other	
	Finds	Gms	Finds	Gms	Finds	Gms	Finds	Qty	Finds	Qty	Finds	Ltrs	Finds	Qty	Finds	Qty	Finds	Qty	Finds	Qty	Finds	Qty	Finds	Qty
MAP																								
Jul-19	0	0.00	0	0.00	0	0.00	0	0.00	0	0.00	0	0.000	0	0	0	0	0	0	0	0	0	0	0	0
Aug-19	0	0.00	0	0.00	0	0.00	0	0.00	0	0.00	0	0.000	0	0	0	0	0	0	0	0	0	0	0	0
Sep-19																								
Oct-19																								
Nov-19																								
Dec-19																								
Jan-20																								
Feb-20																								
Mar-20																								
Apr-20																								
May-20																								
Jun-20																								
Total	0	0.00	0	0.00	0	0.00	0	0.00	0	0.00	0	0.000	0	0	0	0	0	0	0	0	0	0	0	0

Prisoners	GVM		Powder & Crystal		Synthetic (Suspected)		Prescription Medication		Buprenorphine		Alcohol & Home Brew		Syringes & Needles		Smoking Paraphernalia		Edged Weapons		Electronic Devices		Tools		Other	
	Finds	Gms	Finds	Gms	Finds	Gms	Finds	Qty	Finds	Qty	Finds	Ltrs	Finds	Qty	Finds	Qty	Finds	Qty	Finds	Qty	Finds	Qty	Finds	Qty
MAP																								
Jul-19	2	12.40	0	0.00	0	0.00	4	38.00	3	26.10	0	0.000	3	6	3	4	0	0	1	1	1	1	0	0
Aug-19	0	0.00	1	0.30	0	0.00	3	4.25	2	18.00	0	0.000	0	0	2	7	2	3	1	1	0	0	6	18
Sep-19																								
Oct-19																								
Nov-19																								
Dec-19																								
Jan-20																								
Feb-20																								
Mar-20																								
Apr-20																								
May-20																								
Jun-20																								
Total	2	12.40	1	0.30	0	0.00	7	42.25	5	44.10	0	0.000	3	6	5	11	2	3	2	2	1	1	6	18

Melbourne Assessment Prison Targeted and Random General Urinalysis Positives & Equivalents: 2019-2020

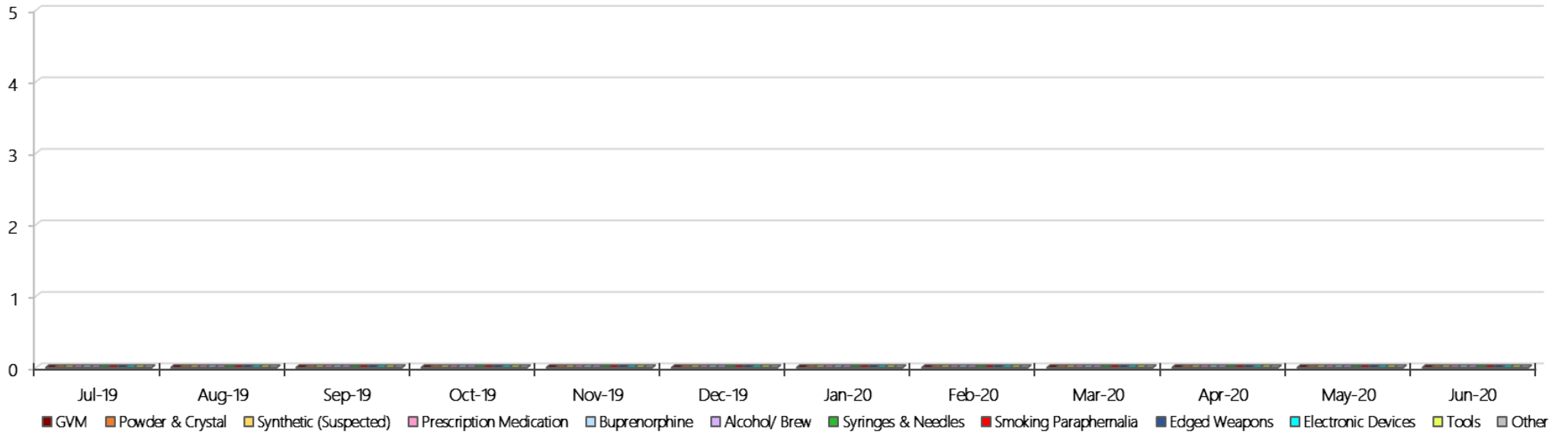


Melbourne Assessment Prison Positive Test Results by Drug Type: 2019-2020



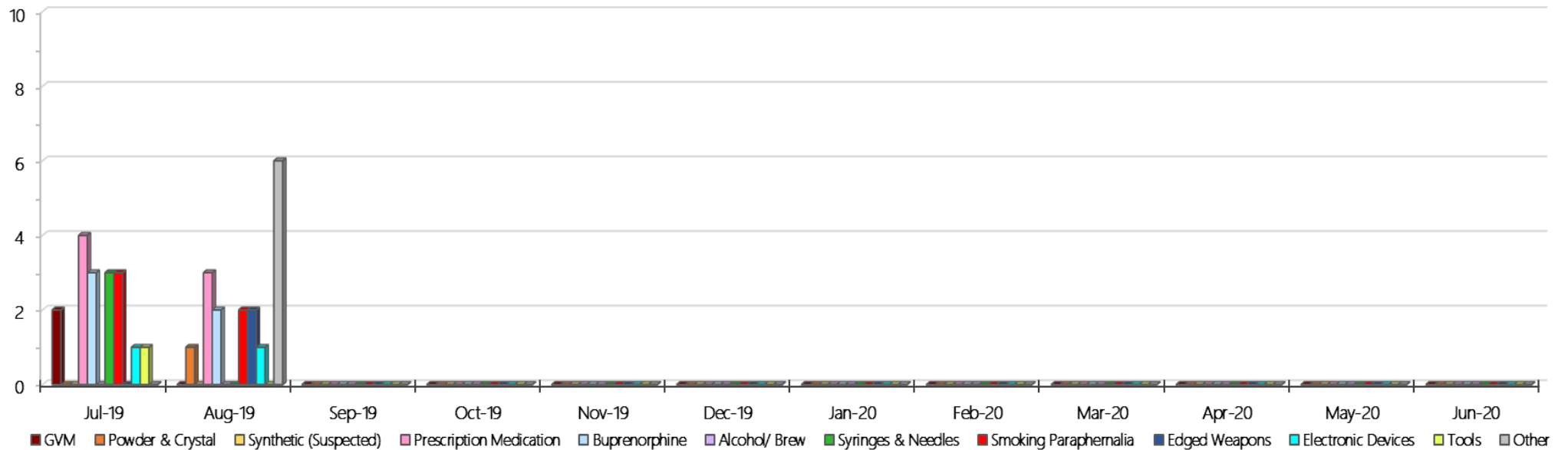
Melbourne Assessment Prison Count of Visitor Seizure Finds: 2019-2020

MAP Count of Visitor Seizure Finds - 2019-2020



Melbourne Assessment Prison Count of Prisoner Seizure Finds: 2019-2020

MAP Count of Prisoner Seizure Finds - 2019-2020



Metropolitan Remand Centre

Targeted and Random General Drug Test Results: 2019-2020

Metropolitan Remand Centre	Jul-19	Aug-19	Sep-19	Oct-19	Nov-19	Dec-19	Jan-20	Feb-19	Mar-20	Apr-20	May-20	Jun-20	Average	Totals
Effective Sample - Targeted	161	137											149	298
Targeted Positives	13	27											20	40
Refusal	0	1											1	1
Unable	1	1											1	2
Interfered	0	0											0	0
Adulterated	0	0											0	0
Targeted % Tested Positive	8.70%	21.17%											14.43%	14.43%
Awaiting / Pending Results	0	0											0	0
Targeted Residual	1	6											4	7
Random tests collected	128	103											116	231
Tested Positive	14	13											14	27
Refusal (guilty)	0	2											1	2
Unable (not guilty)	0	0											0	0
Unable (guilty)	5	1											3	6
Interfered (guilty)	0	0											0	0
No test (valid reason)	7	3											5	10
No test (no valid reason)	0	1											1	1
Adulterated	0	0											0	0
Awaiting / Pending Results	0	1											1	1
Random Residual (PIMS URAR030)	0	1												1
Effective Sample - Random General	133	107											120	240
% Tested positive	10.53%	12.15%											11.34%	
% Prisoner guilty, positive equivalents	3.76%	2.80%											3.28%	
% Total prisoner fails	14.29%	14.95%											14.62%	
% No test without valid reason	0.00%	0.93%											0.47%	
Random General Benchmark 7.00%	7.00%	7.00%	7.00%	7.00%	7.00%	7.00%	7.00%	7.00%	7.00%	7.00%	7.00%	7.00%	YTD	
% Failures for SDO	14.29%	15.89%											15.00%	

Metropolitan Remand Centre - Drugs Identified Through Testing by Drug Type: 2019-2020

MRC	Amphetamines	Methamphetamines	Cocaine	Opiates	Benzodiazepines	Cannabinoids	Ethanol**	Methodone	ADP*	APS*	Steroids**	Buprenorphine	NOA*	Total
Jul-19	1	6	0	2	0	0	0	0	0	0	0	27	0	36
Aug-19	2	5	0	1	1	1	0	0	0	0	0	45	0	55
Sep-19														
Oct-19														
Nov-19														
Dec-19														
Jan-20														
Feb-20														
Mar-20														
Apr-20														
May-20														
Jun-20														
MRC YTD	3	11	0	3	1	1	0	0	0	0	0	72	0	91
<i>All Prisons YTD</i>	<i>31</i>	<i>56</i>	<i>0</i>	<i>8</i>	<i>4</i>	<i>7</i>	<i>2</i>	<i>11</i>	<i>15</i>	<i>4</i>	<i>0</i>	<i>373</i>	<i>0</i>	<i>511</i>
<i>MRC % of Total</i>	<i>9.68%</i>	<i>19.64%</i>	<i>0.00%</i>	<i>37.50%</i>	<i>25.00%</i>	<i>14.29%</i>	<i>0.00%</i>	<i>0.00%</i>	<i>0.00%</i>	<i>0.00%</i>	<i>0.00%</i>	<i>19.30%</i>	<i>0.00%</i>	<i>17.81%</i>

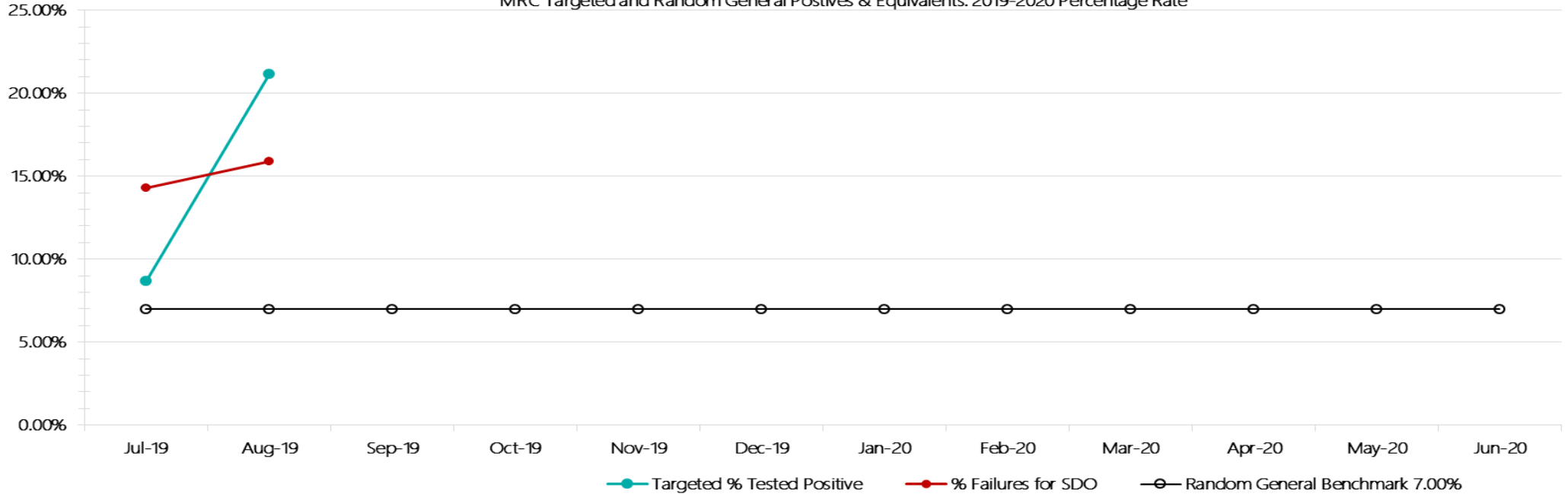
Metropolitan Remand Centre Seizures of Contraband: Visitors & Prisoners: 2019-2020

Visitors	GVM		Powder & Crystal		Synthetic (Suspected)		Prescription Medication		Buprenorphine		Alcohol & Home Brew		Syringes & Needles		Smoking Paraphernalia		Edged Weapons		Electronic Devices		Tools		Other	
	Finds	Gms	Finds	Gms	Finds	Gms	Finds	Qty	Finds	Qty	Finds	Ltrs	Finds	Qty	Finds	Qty	Finds	Qty	Finds	Qty	Finds	Qty	Finds	Qty
MRC																								
Jul-19	0	0.00	1	1.00	0	0.00	1	3.00	2	3.10	0	0.000	2	11	4	5	1	3	0	0	2	3	4	7
Aug-19	1	0.50	0	0.00	0	0.00	1	9.00	0	0.00	1	0.660	0	0	3	7	3	12	0	0	1	3	0	0
Sep-19																								
Oct-19																								
Nov-19																								
Dec-19																								
Jan-20																								
Feb-20																								
Mar-20																								
Apr-20																								
May-20																								
Jun-20																								
Total	1	0.50	1	1.00	0	0.00	2	12.00	2	3.10	1	0.660	2	11	7	12	4	15	0	0	3	6	4	7

Prisoners	GVM		Powder & Crystal		Synthetic (Suspected)		Prescription Medication		Buprenorphine		Alcohol & Home Brew		Syringes & Needles		Smoking Paraphernalia		Edged Weapons		Electronic Devices		Tools		Other	
	Finds	Gms	Finds	Gms	Finds	Gms	Finds	Qty	Finds	Qty	Finds	Ltrs	Finds	Qty	Finds	Qty	Finds	Qty	Finds	Qty	Finds	Qty	Finds	Qty
MRC																								
Jul-19	2	0.20	1	1.00	1	0.50	8	19.00	17	0.40	0	0.000	2	2	9	18	17	23	1	1	3	5	12	15
Aug-19	2	1.00	2	1.20	0	0.00	11	59.50	29	36.96	2	7.500	10	10	13	30	15	19	0	0	7	14	9	9
Sep-19																								
Oct-19																								
Nov-19																								
Dec-19																								
Jan-20																								
Feb-20																								
Mar-20																								
Apr-20																								
May-20																								
Jun-20																								
Total	2	12.40	1	0.30	0	0.00	7	42.25	5	44.10	0	0.000	3	6	5	11	2	3	2	2	1	1	6	18

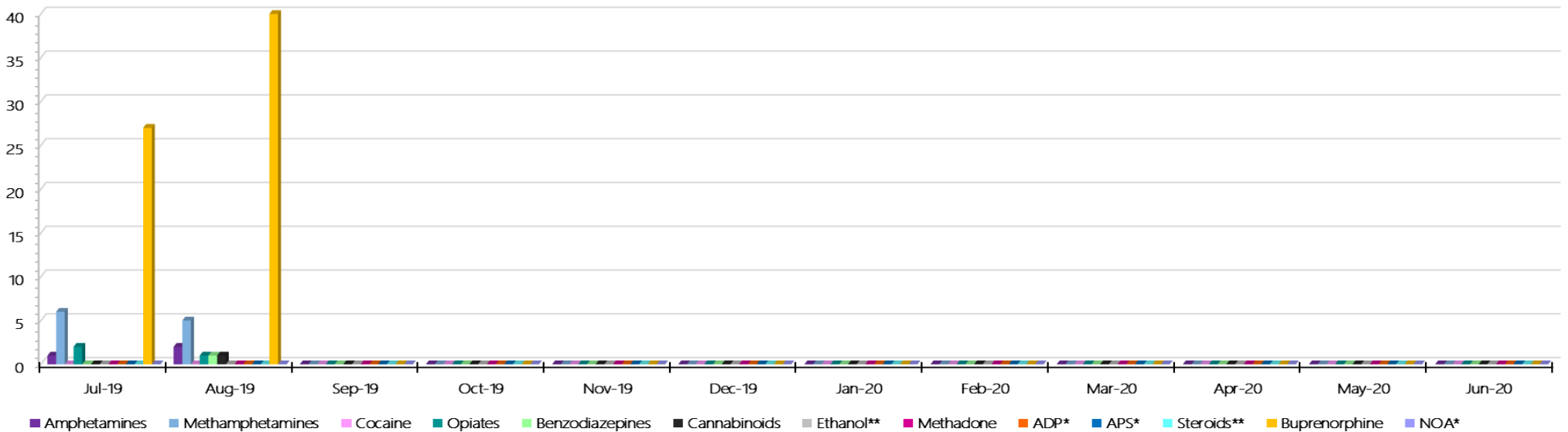
Metropolitan Remand Centre Targeted and Random General Drug Test Positives & Equivalents: 2019-2020

MRC Targeted and Random General Postives & Equivalents: 2019-2020 Percentage Rate



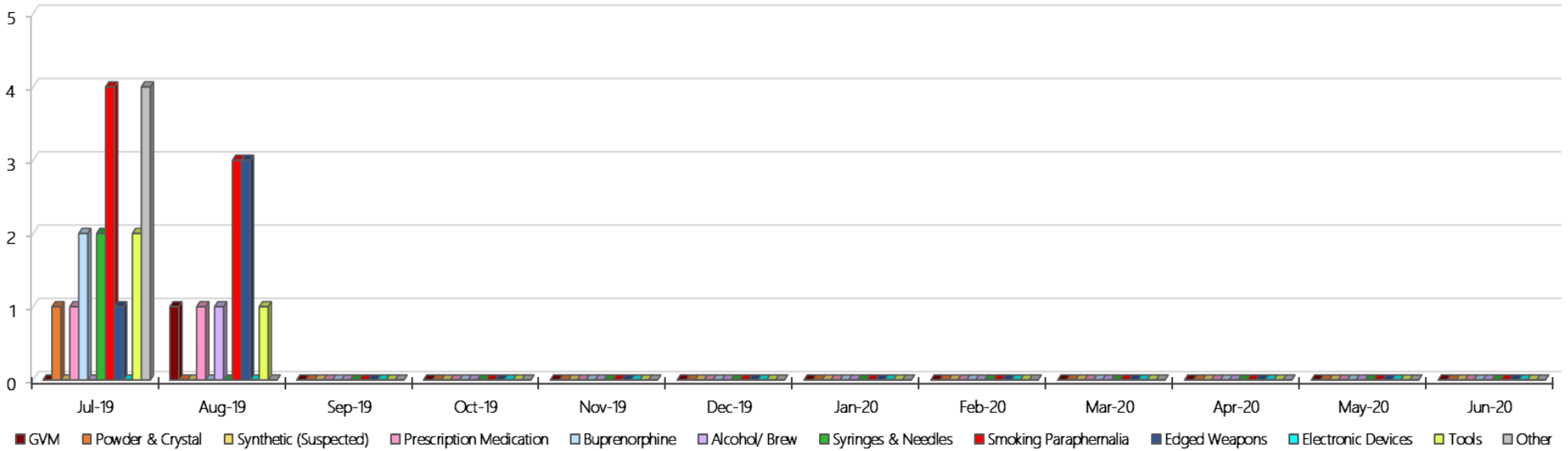
Metropolitan Remand Centre Positive Drug Test Results by Drug Type: 2019-2020

MRC Positive Test Results By Drug Type: 2019-2020



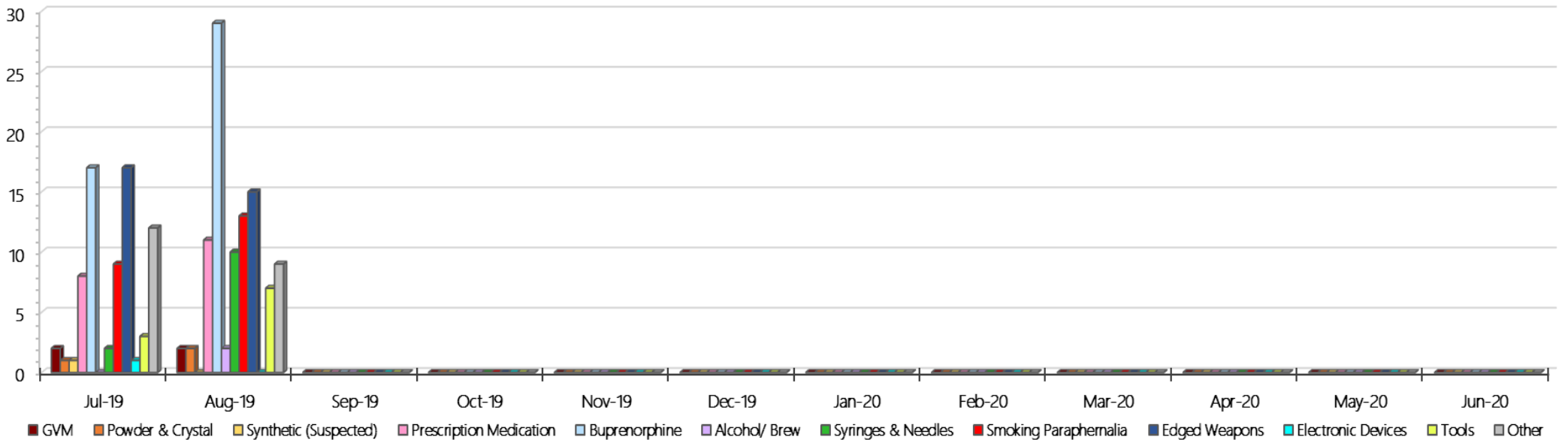
Metropolitan Remand Centre Count of Visitor Seizure Finds: 2019-2020

MRC Count of Visitor Seizure Finds - 2019-2020



Metropolitan Remand Centre Count of Prisoner Seizure Finds: 2019-2020

MRC Count of Prisoner Seizure Finds - 2019-2020



Port Phillip Prison
Targeted and Random General Drug Test Results: 2019-2020

Port Phillip Prison	Jul-19	Aug-19	Sep-19	Oct-19	Nov-19	Dec-19	Jan-20	Feb-19	Mar-20	Apr-20	May-20	Jun-20	Average	Totals
Effective Sample - Targeted	311	289											300	600
Targeted Positives	28	34											31	62
Refusal	3	4											4	7
Unable	0	1											1	1
Interfered	0	0											0	0
Adulterated	0	1											1	1
Targeted % Tested Positive	9.97%	13.84%											11.83%	11.83%
Awaiting / Pending Results	1	0											1	1
Targeted Residual	4	1											3	5
Random tests collected	63	53											58	116
Tested Positive	3	5											4	8
Refusal (guilty)	1	0											1	1
Unable (not guilty)	1	1											1	2
Unable (guilty)	0	0											0	0
Interfered (guilty)	0	0											0	0
No test (valid reason)	3	1											2	4
No test (no valid reason)	0	0											0	0
Adulterated	0	0											0	0
Awaiting / Pending Results	0	0											0	0
Random Residual (PIMS URAR030)	0	0												0
Effective Sample - Random General	64	53											59	117
% Tested positive	4.69%	9.43%											7.06%	
% Prisoner guilty, positive equivalents	1.56%	0.00%											0.78%	
% Total prisoner fails	6.25%	9.43%											7.84%	
% No test without valid reason	0.00%	0.00%											0.00%	
% Failures for SDO	6.25%	9.43%											7.69%	

Port Phillip Prison - Drugs Identified Through Testing by Drug Type: 2019-2020

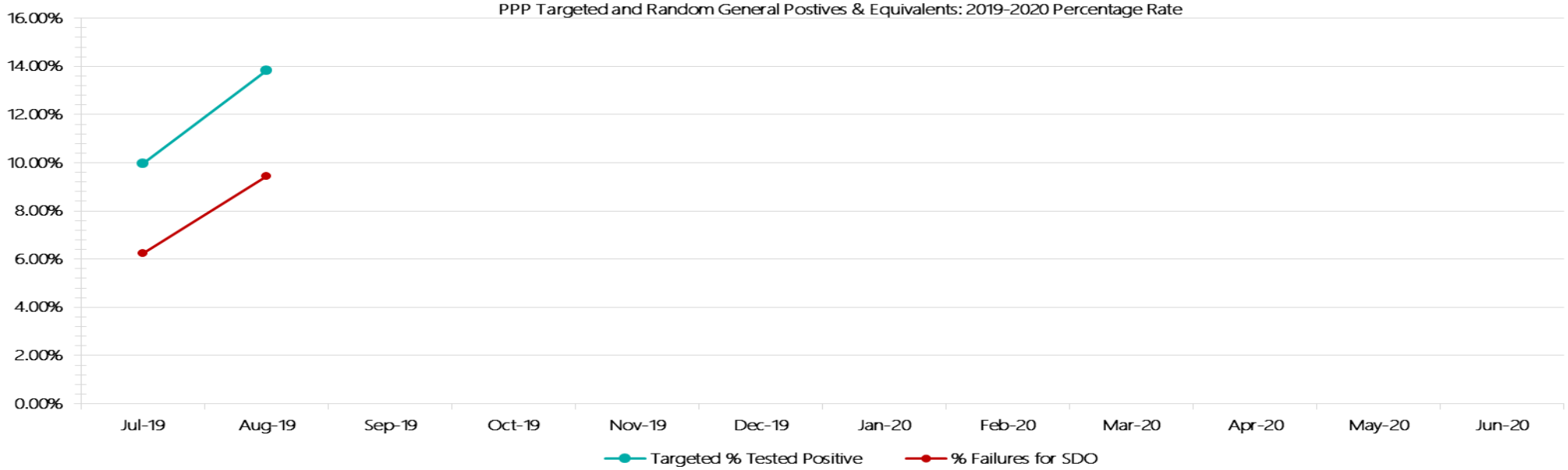
PPP	Amphetamines	Methamphetamines	Cocaine	Opiates	Benzodiazepines	Cannabinoids	Ethanol**	Methodone	ADP*	APS*	Steroids**	Buprenorphine	NOA*	Total
Jul-19	2	2	0	0	0	0	0	5	0	0	0	36	0	45
Aug-19	4	5	0	0	0	0	0	4	0	0	0	39	0	52
Sep-19														
Oct-19														
Nov-19														
Dec-19														
Jan-20														
Feb-20														
Mar-20														
Apr-20														
May-20														
Jun-20														
PPP YTD	6	7	0	0	0	0	0	9	0	0	0	75	0	97
All Prisons YTD	31	56	0	8	4	7	2	11	15	4	0	373	0	511
PPP % of Total	19.35%	12.50%	0.00%	0.00%	0.00%	0.00%	0.00%	81.82%	0.00%	0.00%	0.00%	20.11%	0.00%	18.98%

Port Phillip Prison Seizures of Contraband: Visitors & Prisoners: 2019-2020

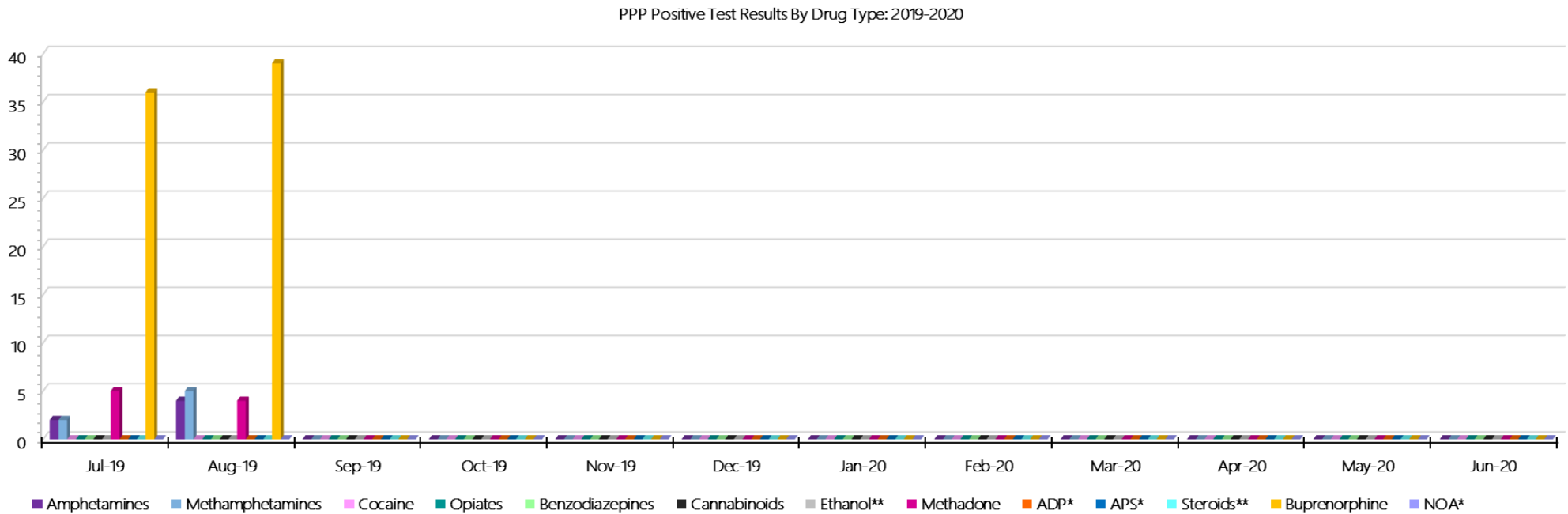
Visitors	GVM		Powder & Crystal		Synthetic (Suspected)		Prescription Medication		Buprenorphine		Alcohol & Home Brew		Syringes & Needles		Smoking Paraphernalia		Edged Weapons		Electronic Devices		Tools		Other		
	PPP	Finds	Gms	Finds	Gms	Finds	Gms	Finds	Qty	Finds	Qty	Finds	Ltrs	Finds	Qty	Finds	Qty	Finds	Qty	Finds	Qty	Finds	Qty	Finds	Qty
Jul-19	0	0.00	1	2.00	0	0.00	0	0.00	3	158.00	0	0.000	1	4	0	0	0	0	0	0	0	0	0	0	0
Aug-19	1	22.00	1	18.43	0	0.00	0	0.00	1	94.00	0	0.000	1	3	0	0	1	1	0	0	0	0	0	0	
Sep-19																									
Oct-19																									
Nov-19																									
Dec-19																									
Jan-20																									
Feb-20																									
Mar-20																									
Apr-20																									
May-20																									
Jun-20																									
Total	1	22.00	2	20.43	0	0.00	0	0.00	4	252.00	0	0.000	2	7	0	0	1	1	0	0	0	0	0	0	0

Prisoners	GVM		Powder & Crystal		Synthetic (Suspected)		Prescription Medication		Buprenorphine		Alcohol & Home Brew		Syringes & Needles		Smoking Paraphernalia		Edged Weapons		Electronic Devices		Tools		Other		
	PPP	Finds	Gms	Finds	Gms	Finds	Gms	Finds	Qty	Finds	Qty	Finds	Ltrs	Finds	Qty	Finds	Qty	Finds	Qty	Finds	Qty	Finds	Qty	Finds	Qty
Jul-19	0	0.00	0	0.00	0	0.00	9	29.50	9	34.30	0	0.000	2	2	5	7	14	15	0	0	3	3	11	16	
Aug-19	0	0.00	0	1.00	0	0.00	0	5.00	6	21.20	0	0.000	0	0	0	6	1	12	0	0	0	17	7	24	
Sep-19																									
Oct-19																									
Nov-19																									
Dec-19																									
Jan-20																									
Feb-20																									
Mar-20																									
Apr-20																									
May-20																									
Jun-20																									
Total	0	0.00	0	1.00	0	0.00	9	34.50	15	55.50	0	0.000	2	2	5	13	15	27	0	0	3	20	18	40	

Port Phillip Prison Targeted and Random General Drug Test Positives & Equivalents: 2019-2020

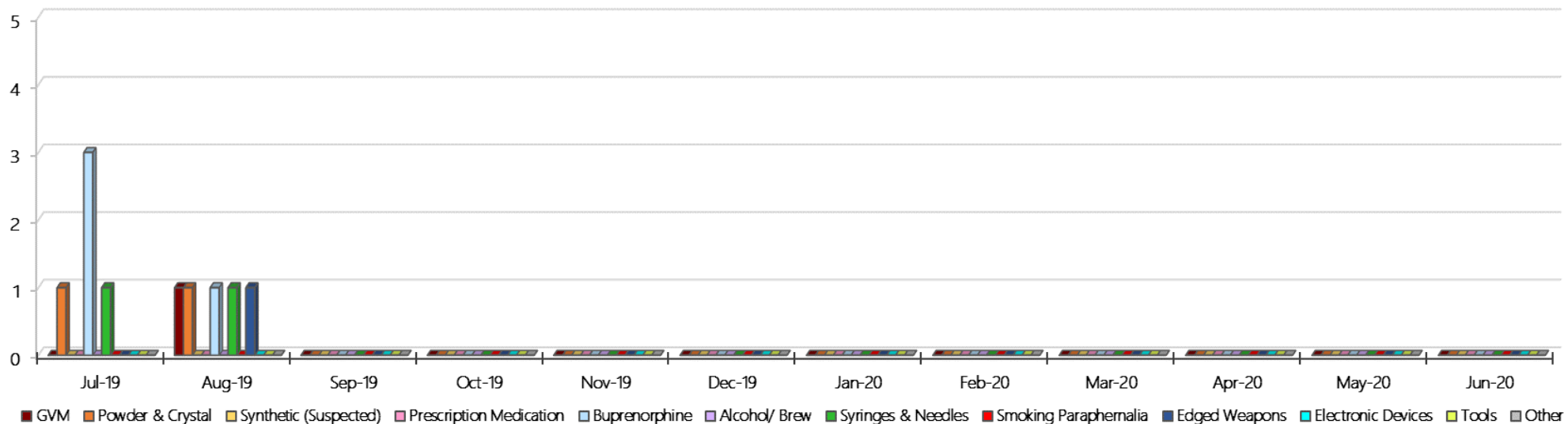


Port Phillip Prison Positive Test Results by Drug Type: 2019-2020



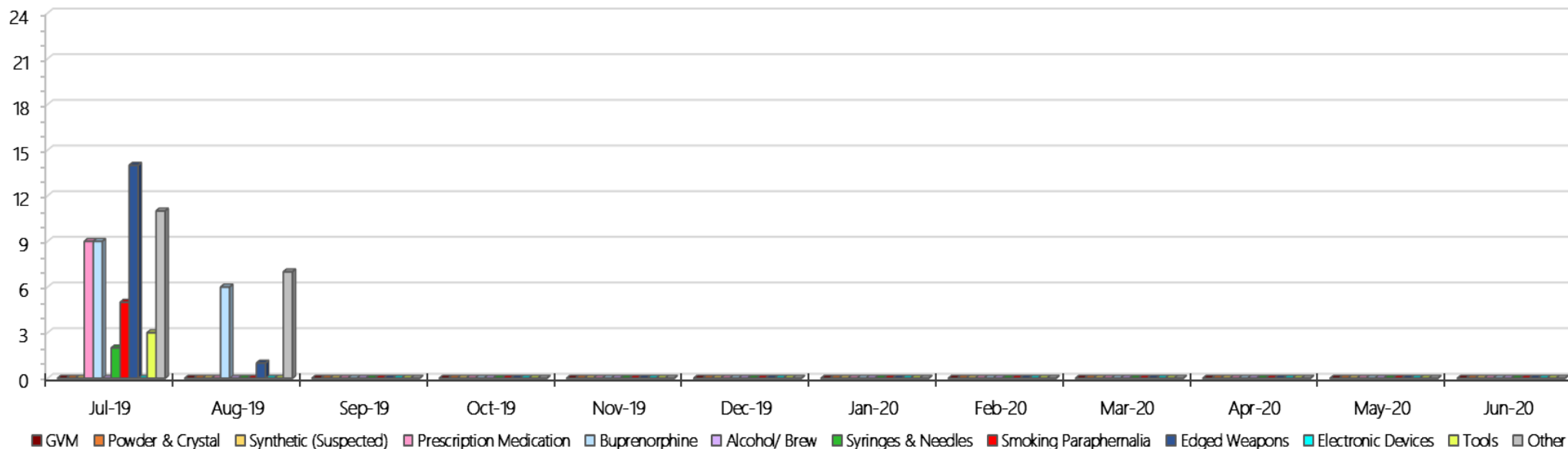
Port Phillip Prison Count of Visitor Seizure Finds: 2019-2020

PPP Count of Visitor Seizure Finds - 2019-2020



Port Phillip Prison Count of Prisoner Seizure Finds: 2019-2020

PPP Count of Prisoner Seizure Finds - 2019-2020



Dame Phyllis Frost Centre
Targeted and Random General Drug Test Results: 2019-2020

DPFC	Jul-19	Aug-19	Sep-19	Oct-19	Nov-19	Dec-19	Jan-20	Feb-19	Mar-20	Apr-20	May-20	Jun-20	Average	Totals
Effective Sample - Targeted	55	90											73	145
Targeted Positives	5	3											4	8
Refusal	3	1											2	4
Unable	2	0											1	2
Interfered	0	0											0	0
Adulterated	0	0											0	0
Targeted % Tested Positive	18.18%	4.44%											9.66%	9.66%
Awaiting / Pending Results	0	0											0	0
Targeted Residual	0	1											1	1
Random tests collected	77	60											69	137
Tested Positive	0	0											0	0
Refusal (guilty)	0	0											0	0
Unable (not guilty)	0	0											0	0
Unable (guilty)	0	0											0	0
Interfered (guilty)	0	0											0	0
No test (valid reason)	2	2											2	4
No test (no valid reason)	0	0											0	0
Adulterated	0	0											0	0
Awaiting / Pending Results	0	0											0	0
Random Residual (PIMS URAR030)	0	0												0
Effective Sample - Random General	77	60											69	137
% Tested positive	0.00%	0.00%											0.00%	
% Prisoner guilty, positive equivalents	0.00%	0.00%											0.00%	
% Total prisoner fails	0.00%	0.00%											0.00%	
% No test without valid reason	0.00%	0.00%											0.00%	
Random General Benchmark 7.25%	7.25%	7.25%	7.25%	7.25%	7.25%	7.25%	7.25%	7.25%	7.25%	7.25%	7.25%	7.25%	YTD	
% Failures for SDO	0.00%	0.00%											0.00%	

Dame Phyllis Frost Centre - Drugs Identified Through Testing by Drug Type: 2019-2020

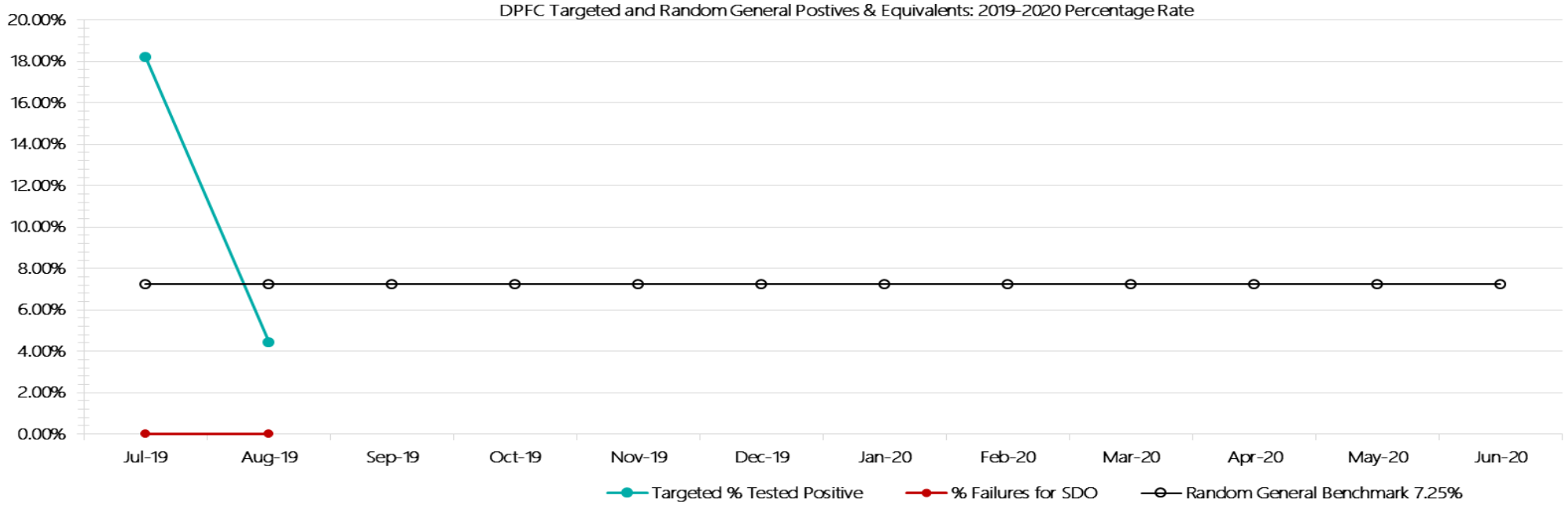
DPFC	Amphetamines	Methamphetamines	Cocaine	Opiates	Benzodiazepines	Cannabinoids	Ethanol**	Methadone	ADP*	APS*	Steroids**	Buprenorphine	NOA*	Total
Jul-19	4	4	0	0	0	0	0	0	0	0	0	3	0	11
Aug-19	2	2	0	0	0	0	0	0	0	0	0	2	0	6
Sep-19														
Oct-19														
Nov-19														
Dec-19														
Jan-20														
Feb-20														
Mar-20														
Apr-20														
May-20														
Jun-20														
DPFC YTD	6	6	0	0	0	0	0	0	0	0	0	5	0	17
<i>All Prisons YTD</i>	<i>31</i>	<i>56</i>	<i>0</i>	<i>8</i>	<i>4</i>	<i>7</i>	<i>2</i>	<i>11</i>	<i>15</i>	<i>4</i>	<i>0</i>	<i>373</i>	<i>0</i>	<i>511</i>
<i>DPFC % of Total</i>	<i>19.35%</i>	<i>10.71%</i>	<i>0.00%</i>	<i>0.00%</i>	<i>0.00%</i>	<i>0.00%</i>	<i>0.00%</i>	<i>0.00%</i>	<i>0.00%</i>	<i>0.00%</i>	<i>0.00%</i>	<i>1.34%</i>	<i>0.00%</i>	<i>3.33%</i>

Dame Phyllis Frost Centre - Seizures of Contraband: Visitors & Prisoners: 2019-2020

Visitors	GVM		Powder & Crystal		Synthetic (Suspected)		Prescription Medication		Buprenorphine		Alcohol & Home Brew		Syringes & Needles		Smoking Paraphernalia		Edged Weapons		Electronic Devices		Tools		Other	
	Finds	Gms	Finds	Gms	Finds	Gms	Finds	Qty	Finds	Qty	Finds	Ltrs	Finds	Qty	Finds	Qty	Finds	Qty	Finds	Qty	Finds	Qty	Finds	Qty
DPFC																								
Jul-19	0	0.00	0	0.00	0	0.00	0	0.00	0	0.00	0	0.000	0	0	0	0	0	0	0	0	0	0	0	0
Aug-19	0	0.00	0	0.00	0	0.00	0	0.00	0	0.00	0	0.000	0	0	0	0	0	0	0	0	0	0	0	0
Sep-19																								
Oct-19																								
Nov-19																								
Dec-19																								
Jan-20																								
Feb-20																								
Mar-20																								
Apr-20																								
May-20																								
Jun-20																								
Total	0	0.00	0	0.00	0	0.00	0	0.00	0	0.00	0	0.000	0	0	0	0	0	0	0	0	0	0	0	0

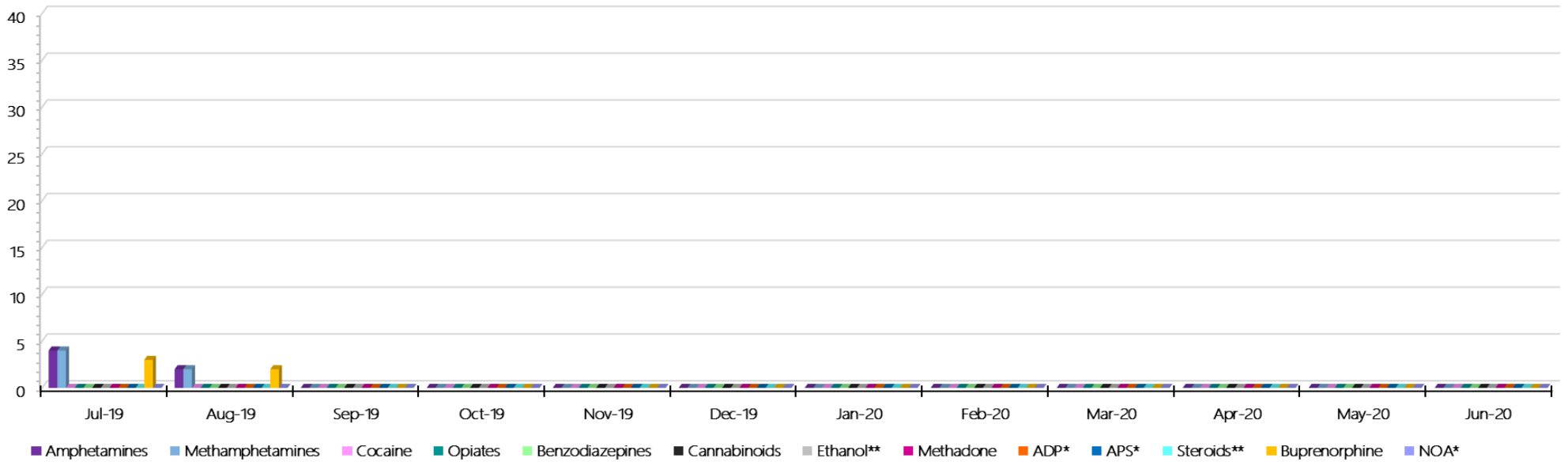
Prisoners	GVM		Powder & Crystal		Synthetic (Suspected)		Prescription Medication		Buprenorphine		Alcohol & Home Brew		Syringes & Needles		Smoking Paraphernalia		Edged Weapons		Electronic Devices		Tools		Other	
	Finds	Gms	Finds	Gms	Finds	Gms	Finds	Qty	Finds	Qty	Finds	Ltrs	Finds	Qty	Finds	Qty	Finds	Qty	Finds	Qty	Finds	Qty	Finds	Qty
DPFC																								
Jul-19	0	0.00	1	2.10	0	0.00	2	7.00	1	1.00	1	1.000	2	31	3	3	0	0	0	0	0	0	0	0
Aug-19	0	0.00	1	1.00	0	0.00	0	0.00	1	1.00	1	0.600	3	6	2	6	1	1	1	1	0	0	3	3
Sep-19																								
Oct-19																								
Nov-19																								
Dec-19																								
Jan-20																								
Feb-20																								
Mar-20																								
Apr-20																								
May-20																								
Jun-20																								
Total	0	0.00	2	3.10	0	0.00	2	7.00	2	2.00	2	1.600	5	37	5	9	1	1	1	1	0	0	3	3

Dame Phyllis Frost Centre Targeted and Random General Drug Test Positives & Equivalents – 2019-2020



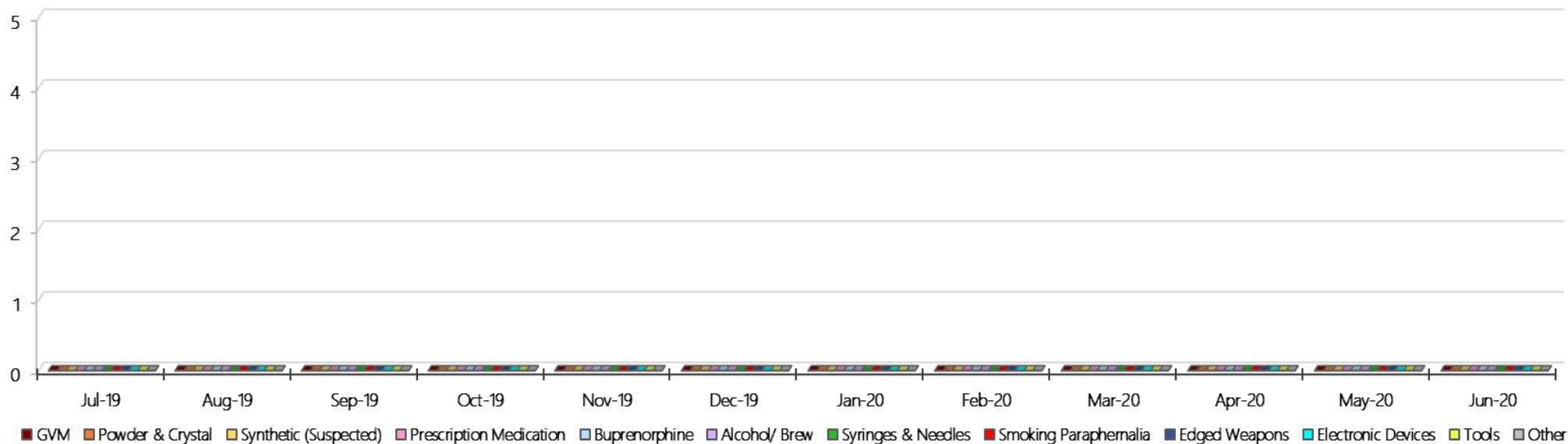
Dame Phyllis Frost Centre Positive Test Results by Drug Type – 2019-2020

DPFC Positive Test Results By Drug Type: 2019-2020



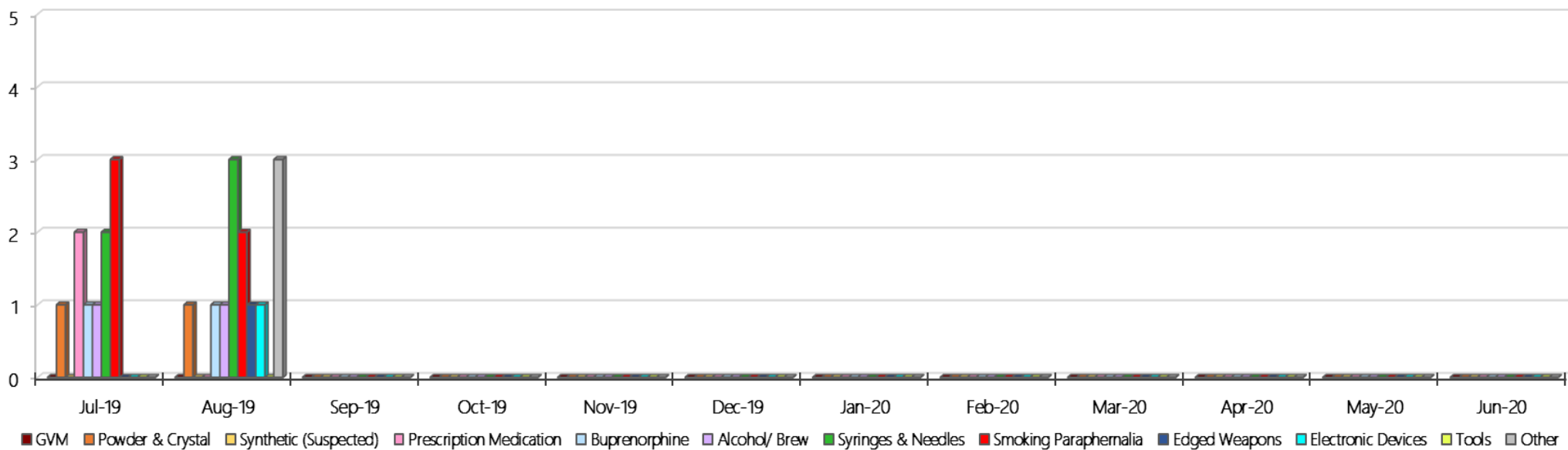
Dame Phyllis Frost Centre Count of Visitor Seizure Finds – 2019-2020

DPFC Count of Visitor Seizure Finds - 2019-2020



DPFC Count of Prisoner Seizure Finds – 2019-2020

DPFC Count of Prisoner Seizure Finds - 2019-2020



Fulham Correctional Centre

Targeted and Random General Drug Test Results: 2019-2020

Fulham	Jul-19	Aug-19	Sep-19	Oct-19	Nov-19	Dec-19	Jan-20	Feb-20	Mar-20	Apr-20	May-20	Jun-20	Average	Totals
Effective Sample - Targeted	224	204											214	428
Targeted Positives	22	19											21	41
Refusal	0	0											0	0
Unable	0	3											2	3
Interfered	0	0											0	0
Adulterated	0	0											0	0
Targeted % Tested Positive	9.82%	10.78%											10.28%	10.28%
Awaiting / Pending Results	0	0											0	0
Targeted Residual	1	2											2	3
Random tests collected	76	61											69	137
Tested Positive	0	0											0	0
Refusal (guilty)	0	0											0	0
Unable (not guilty)	0	0											0	0
Unable (guilty)	0	0											0	0
Interfered (guilty)	0	0											0	0
No test (valid reason)	4	2											3	6
No test (no valid reason)	0	0											0	0
Adulterated	0	0											0	0
Awaiting / Pending Results	0	0											0	0
Random Residual (PIMS URAR030)	0	0												0
Effective Sample - Random General	76	61											69	137
% Tested positive	0.00%	0.00%											0.00%	
% Prisoner guilty, positive equivalents	0.00%	0.00%											0.00%	
% Total prisoner fails	0.00%	0.00%											0.00%	
% No test without valid reason	0.00%	0.00%											0.00%	
% Failures for SDO	0.00%	0.00%											0.00%	

Fulham - Drugs Identified Through Testing by Drug Type: 2019-2020

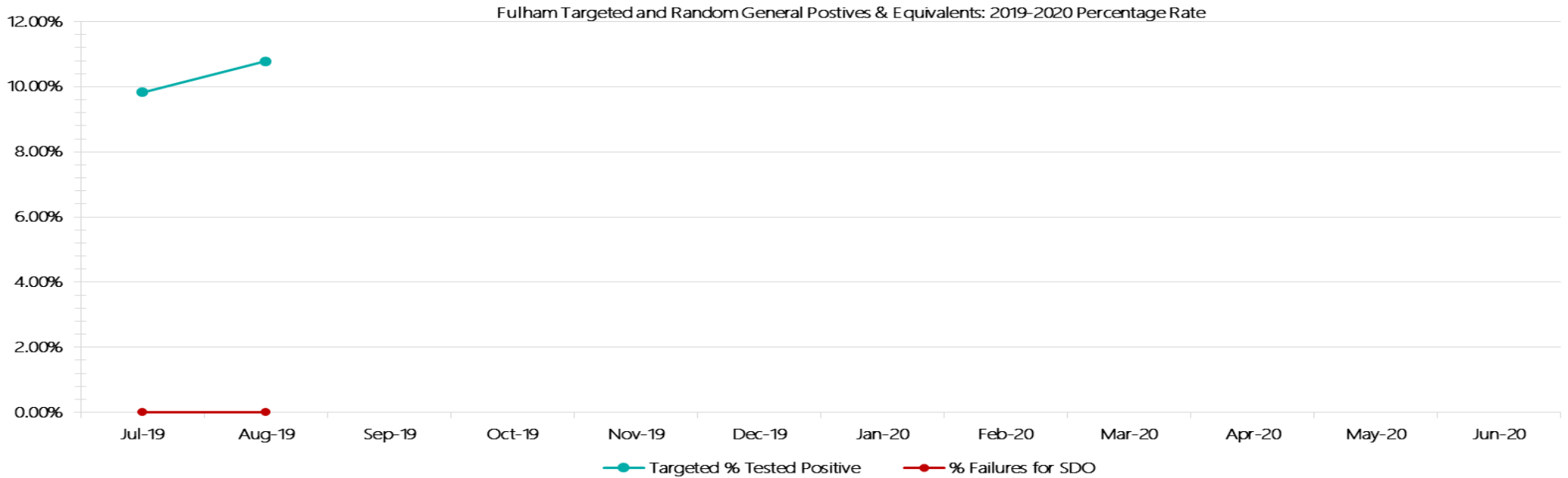
Fulham	Amphetamines	Methamphetamines	Cocaine	Opiates	Benzodiazepines	Cannabinoids	Ethanol**	Methadone	ADP*	APS*	Steroids**	Buprenorphine	NOA*	Total
Jul-19	0	0	0	2	0	1	0	1	3	1	0	17	0	25
Aug-19	2	3	0	0	0	0	0	0	7	2	0	11	0	25
Sep-19														
Oct-19														
Nov-19														
Dec-19														
Jan-20														
Feb-20														
Mar-20														
Apr-20														
May-20														
Jun-20														
Fulham YTD	2	3	0	2	0	1	0	1	10	3	0	28	0	50
<i>All Prisons YTD</i>	<i>31</i>	<i>56</i>	<i>0</i>	<i>8</i>	<i>4</i>	<i>7</i>	<i>2</i>	<i>11</i>	<i>15</i>	<i>4</i>	<i>0</i>	<i>373</i>	<i>0</i>	<i>511</i>
<i>Fulham % of Total</i>	<i>6.45%</i>	<i>5.36%</i>	<i>0.00%</i>	<i>25.00%</i>	<i>0.00%</i>	<i>14.29%</i>	<i>0.00%</i>	<i>9.09%</i>	<i>66.67%</i>	<i>75.00%</i>	<i>0.00%</i>	<i>7.51%</i>	<i>0.00%</i>	<i>9.78%</i>

Fulham Seizures of Contraband: Visitors & Prisoners: 2019-2020

Visitors	GVM		Powder & Crystal		Synthetic (Suspected)		Prescription Medication		Buprenorphine		Alcohol & Home Brew		Syringes & Needles		Smoking Paraphernalia		Edged Weapons		Electronic Devices		Tools		Other	
	Finds	Gms	Finds	Gms	Finds	Gms	Finds	Qty	Finds	Qty	Finds	Ltrs	Finds	Qty	Finds	Qty	Finds	Qty	Finds	Qty	Finds	Qty	Finds	Qty
Fulham																								
Jul-19	0	0.00	0	0.00	0	0.00	0	0.00	0	0.00	0	0.000	0	0	1	4	0	0	0	0	0	0	0	0
Aug-19	0	0	0	0	0	0	0	0	0	0	0	0	1	1	2	2	0	0	0	0	0	0	2	10
Sep-19																								
Oct-19																								
Nov-19																								
Dec-19																								
Jan-20																								
Feb-20																								
Mar-20																								
Apr-20																								
May-20																								
Jun-20																								
Total	0	0.00	0	0.00	0	0.00	0	0.00	0	0.00	0	0.000	1	1	3	6	0	0	0	0	0	0	2	10

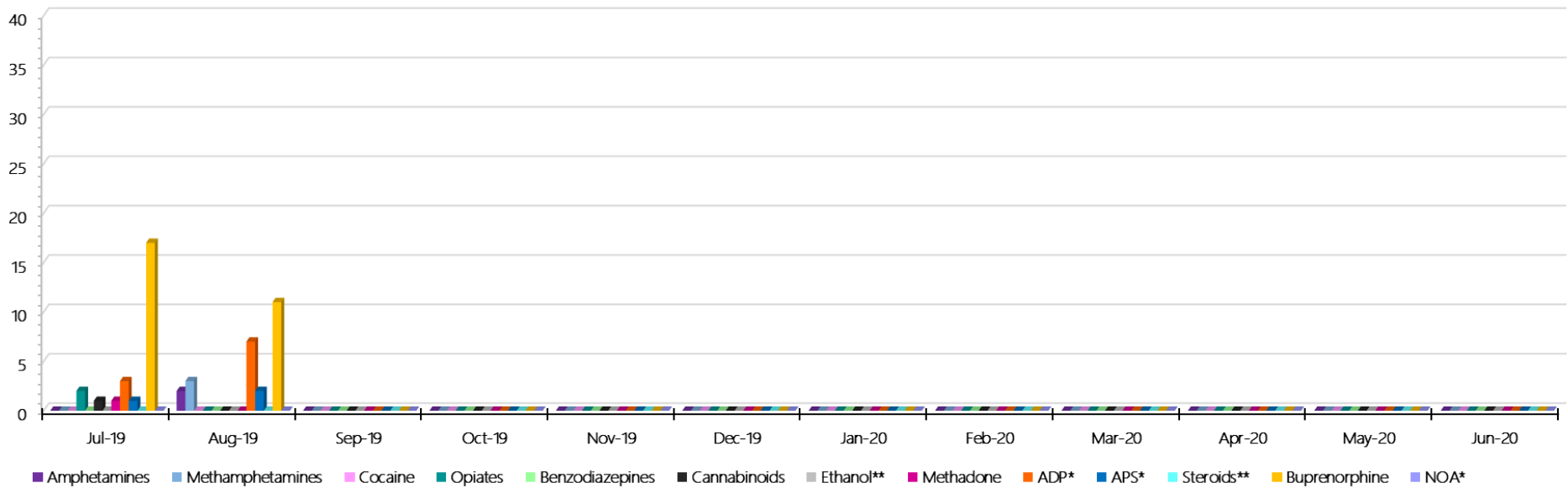
Prisoners	GVM		Powder & Crystal		Synthetic (Suspected)		Prescription Medication		Buprenorphine		Alcohol & Home Brew		Syringes & Needles		Smoking Paraphernalia		Edged Weapons		Electronic Devices		Tools		Other	
	Finds	Gms	Finds	Gms	Finds	Gms	Finds	Qty	Finds	Qty	Finds	Ltrs	Finds	Qty	Finds	Qty	Finds	Qty	Finds	Qty	Finds	Qty	Finds	Qty
Fulham																								
Jul-19	0	0.00	1	0.01	0	0.00	7	21.50	7	4.00	2	2.000	2	2	20	103	2	3	3	3	3	4	6	7
Aug-19	0	0.00	2	1.50	0	0.00	6	6.00	4	20.80	3	3.600	1	1	20	31	2	2	2	4	5	11	12	13
Sep-19																								
Oct-19																								
Nov-19																								
Dec-19																								
Jan-20																								
Feb-20																								
Mar-20																								
Apr-20																								
May-20																								
Jun-20																								
Total	0	0.00	3	1.51	0	0.00	13	27.50	11	24.80	5	5.600	3	3	40	134	4	5	5	7	8	15	18	20

Fulham Targeted and Random General Drug Test Positives & Equivalents: 2019-2020



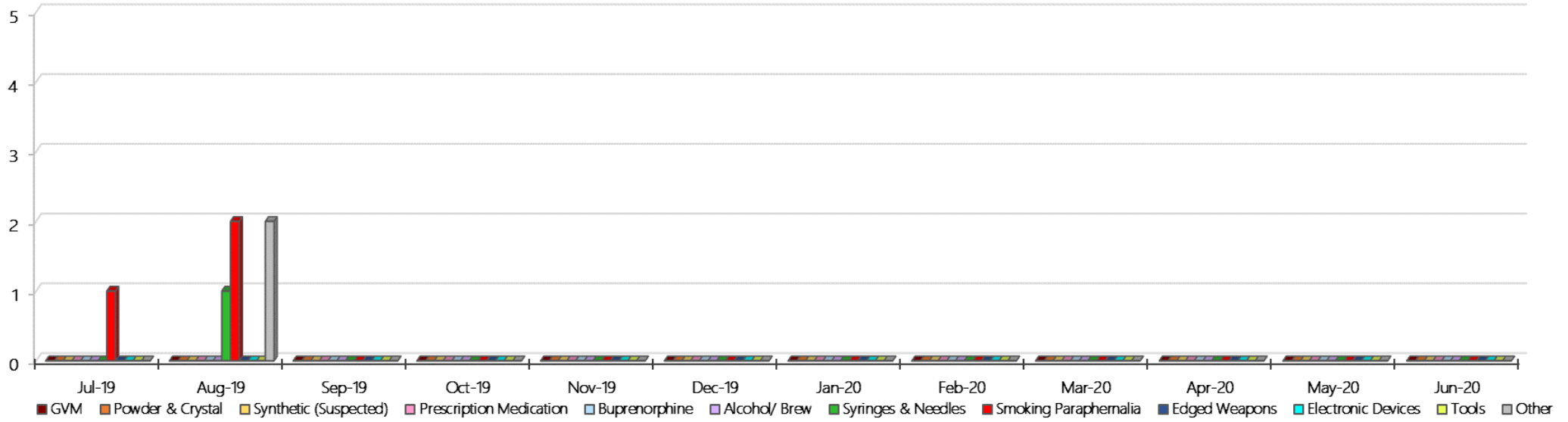
Fulham Positive Test Results by Drug Type: 2019-2020

Fulham Positive Test Results By Drug Type: 2019-2020



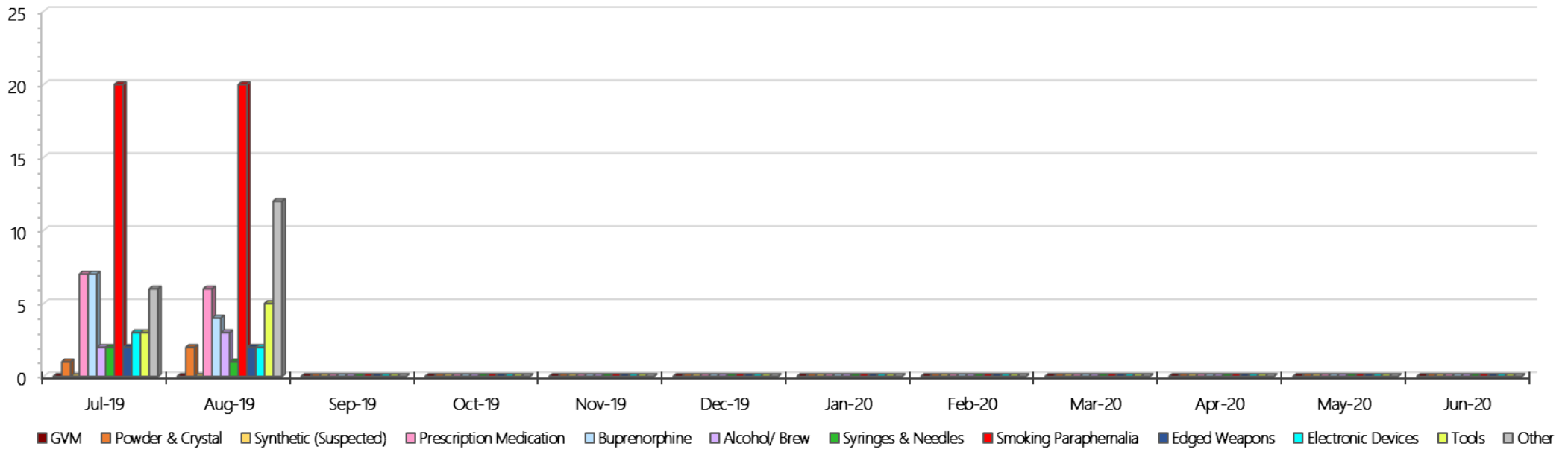
Fulham Count of Visitor Seizure Finds: 2019-2020

Fulham Count of Visitor Seizure Finds: 2019-2020



Fulham Count of Prisoner Seizure Finds: 2019-2020

Fulham Count of Prisoner Seizure Finds: 2019-2020



Hopkins Correctional Centre

Targeted and Random General Drug Test Results: 2019-2020

HCC	Jul-19	Aug-19	Sep-19	Oct-19	Nov-19	Dec-19	Jan-20	Feb-20	Mar-20	Apr-20	May-20	Jun-20	Average	Total
Effective Sample - Targeted	22	7											15	29
Targeted Positives	2	1											2	3
Refusal	1	0											1	1
Unable	0	0											0	0
Interfered	0	0											0	0
Adulterated	0	0											0	0
Targeted % Tested Positive	13.64%	14.29%											13.79%	13.79%
Awaiting / Pending Results	0	0											0	0
Targeted Residual	0	0											0	0
Random tests collected	104	83											94	187
Tested Positive	2	1											2	3
Refusal (guilty)	0	0											0	0
Unable (not guilty)	0	0											0	0
Unable (guilty)	0	0											0	0
Interfered (guilty)	0	0											0	0
No test (valid reason)	1	0											1	1
No test (no valid reason)	0	0											0	0
Adulterated	0	0											0	0
Awaiting / Pending Results	2	2											2	4
Random Residual (<i>PIMS URAR030</i>)	0	0												0
Effective Sample - Random General	104	83											94	187
% Tested positive	1.92%	1.20%											1.56%	
% Prisoner guilty, positive equivalents	0.00%	0.00%											0.00%	
% Total prisoner fails	1.92%	1.20%											1.56%	
% No test without valid reason	0.00%	0.00%											0.00%	
<i>Random General Benchmark 3.50%</i>	<i>3.50%</i>	<i>3.50%</i>	<i>3.50%</i>	<i>3.50%</i>	<i>3.50%</i>	<i>3.50%</i>	<i>3.50%</i>	<i>3.50%</i>	<i>3.50%</i>	<i>3.50%</i>	<i>3.50%</i>	<i>3.50%</i>	<i>YTD</i>	
% Failures for SDO	1.92%	1.20%											1.60%	

Hopkins - Drugs Identified Through Testing by Drug Type: 2019-2020

Hopkins	Amphetamines	Methamphetamines	Cocaine	Opiates	Benzodiazepines	Cannabinoids	Ethanol**	Methodone	ADP*	APS*	Steroids**	Buprenorphine	NOA*	Total
Jul-19	0	0	0	0	0	0	0	0	0	0	0	3	0	3
Aug-19	0	0	0	0	0	0	0	0	0	0	0	4	0	4
Sep-19														
Oct-19														
Nov-19														
Dec-19														
Jan-20														
Feb-20														
Mar-20														
Apr-20														
May-20														
Jun-20														
Hopkins YTD	0	0	0	0	0	0	0	0	0	0	0	7	0	7
All Prisons YTD	31	56	0	8	4	7	2	11	15	4	0	373	0	511
Hopkins % of Total	0.00%	0.00%	0.00%	0.00%	0.00%	0.00%	0.00%	0.00%	0.00%	0.00%	0.00%	1.88%	0.00%	1.37%

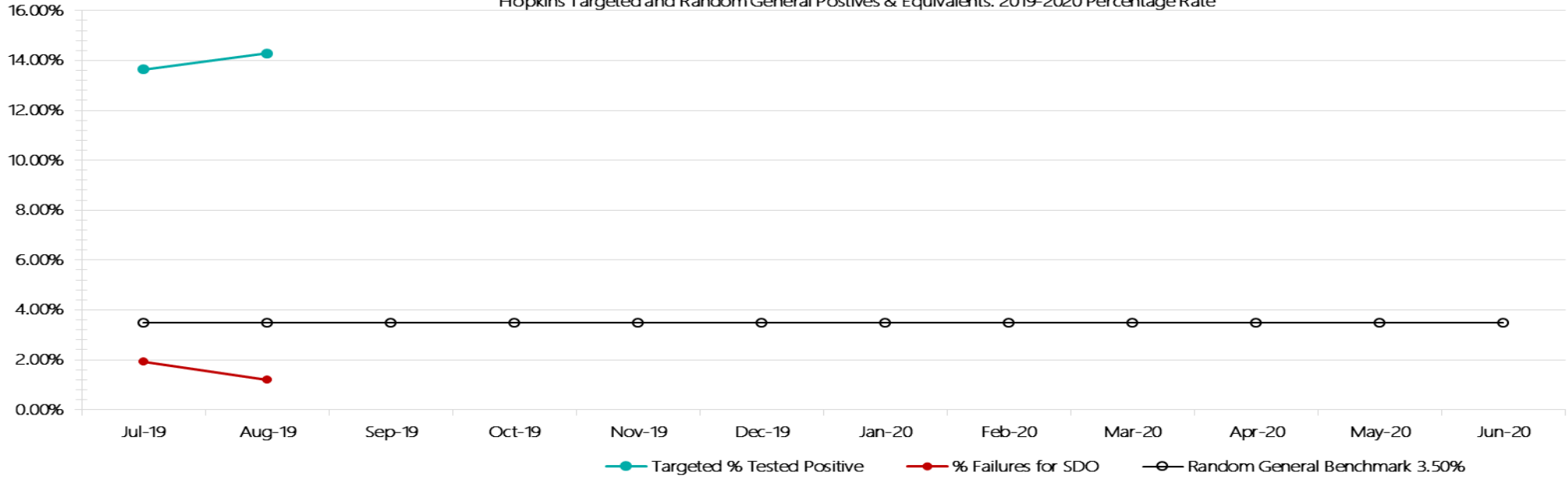
Hopkins Seizures of Contraband: Visitors & Prisoners: 2019-2020

Visitors	GVM		Powder & Crystal		Synthetic (Suspected)		Prescription Medication		Buprenorphine		Alcohol & Home Brew		Syringes & Needles		Smoking Paraphernalia		Edged Weapons		Electronic Devices		Tools		Other	
	Finds	Gms	Finds	Gms	Finds	Gms	Finds	Qty	Finds	Qty	Finds	Ltrs	Finds	Qty	Finds	Qty	Finds	Qty	Finds	Qty	Finds	Qty	Finds	Qty
Hopkins																								
Jul-19	0	0.00	0	0.00	0	0.00	0	0.00	0	0.00	0	0.000	0	0	0	0	0	0	0	0	0	0	0	0
Aug-19	0	0.00	0	0.00	0	0.00	0	0.00	0	0.00	0	0.000	0	0	0	0	0	0	0	0	0	0	0	0
Sep-19																								
Oct-19																								
Nov-19																								
Dec-19																								
Jan-20																								
Feb-20																								
Mar-20																								
Apr-20																								
May-20																								
Jun-20																								
Total	0	0.00	0	0.00	0	0.00	0	0.00	0	0.00	0	0.000	0	0	0	0	0	0	0	0	0	0	0	0

Prisoners	GVM		Powder & Crystal		Synthetic (Suspected)		Prescription Medication		Buprenorphine		Alcohol & Home Brew		Syringes & Needles		Smoking Paraphernalia		Edged Weapons		Electronic Devices		Tools		Other	
	Finds	Gms	Finds	Gms	Finds	Gms	Finds	Qty	Finds	Qty	Finds	Ltrs	Finds	Qty	Finds	Qty	Finds	Qty	Finds	Qty	Finds	Qty	Finds	Qty
Hopkins																								
Jul-19	0	0.00	0	0.00	0	0.00	0	0.00	2	0.30	0	0.000	3	3	2	10	0	0	0	0	0	0	1	1
Aug-19	0	0.00	0	0.00	0	0.00	0	0.00	9	17.00	0	0.000	1	1	9	21	2	2	0	0	0	0	0	0
Sep-19																								
Oct-19																								
Nov-19																								
Dec-19																								
Jan-20																								
Feb-20																								
Mar-20																								
Apr-20																								
May-20																								
Jun-20																								
Total	0	0.00	0	0.00	0	0.00	0	0.00	11	17.30	0	0.000	4	4	11	31	2	2	0	0	0	0	1	1

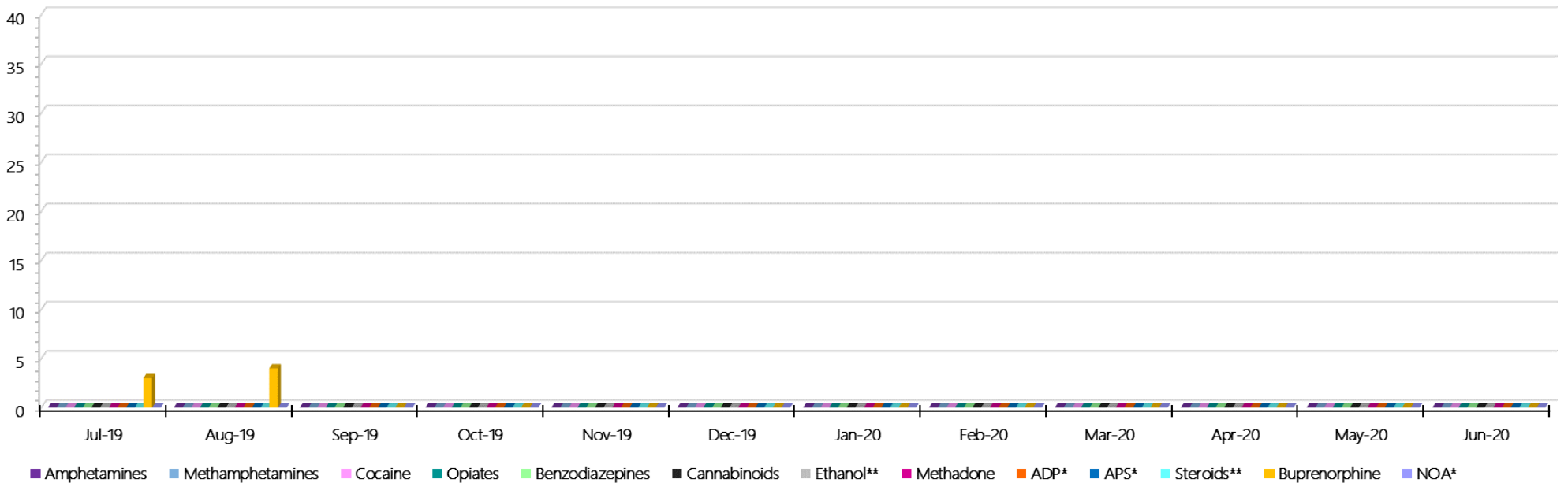
Hopkins Targeted and Random General Drug Test Positives & Equivalents: 2019-2020

Hopkins Targeted and Random General Postives & Equivalents: 2019-2020 Percentage Rate



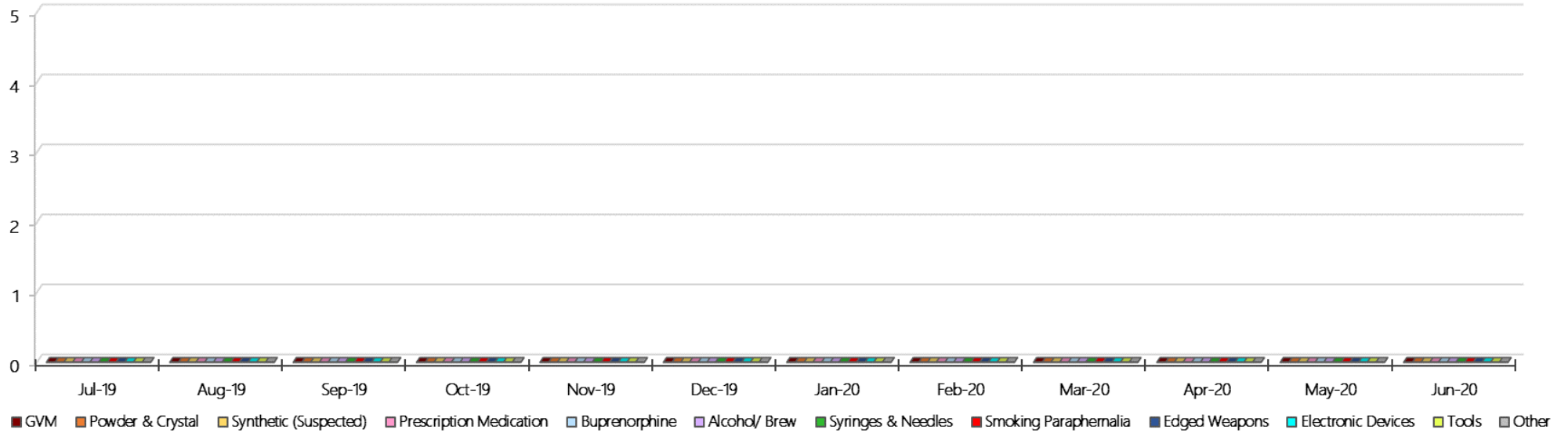
Hopkins Positive Test Results by Drug Type: 2019-2020

Hopkins Positive Test Results By Drug Type: 2019-2020



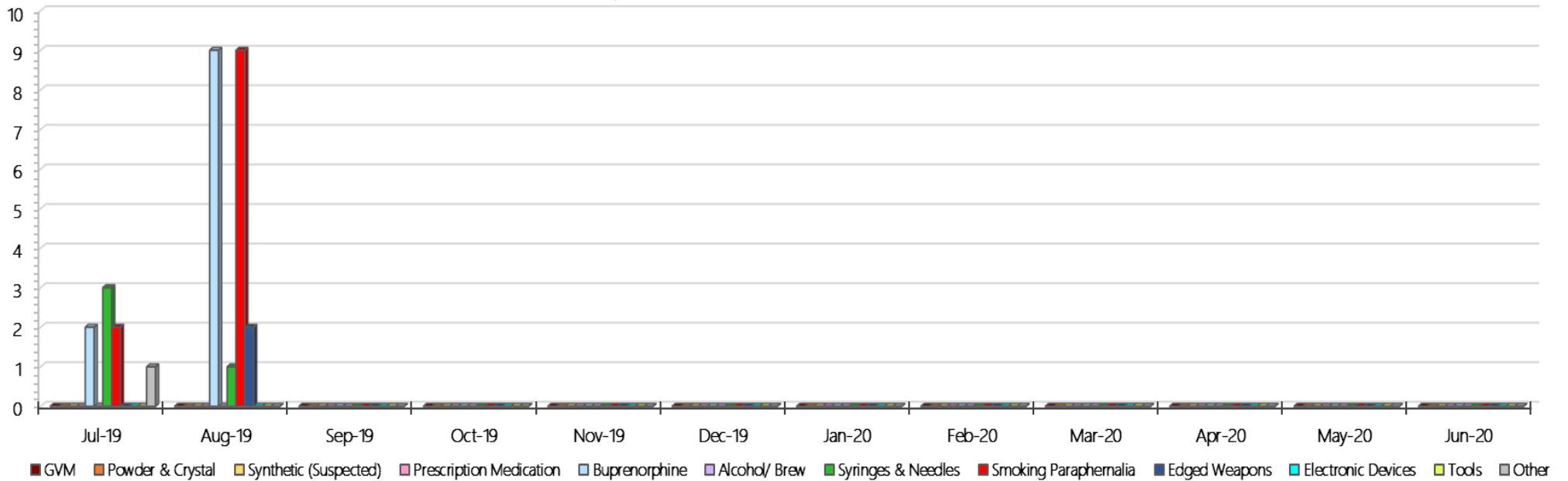
Hopkins Count of Visitor Seizure Finds: 2019-2020

Hopkins Count of Visitor Seizure Finds: 2019-2020



Hopkins Count of Prisoner Seizure Finds: 2019-2020

Hopkins Count of Prisoner Seizure Finds: 2019-2020



Karreenga (annex of Marngoneet)
Targeted and Random General Drug Test Results: 2019-2020

Karreenga	Jul-19	Aug-19	Sep-19	Oct-19	Nov-19	Dec-19	Jan-20	Feb-20	Mar-20	Apr-20	May-20	Jun-20	Average	Total
Effective Sample - Targeted	44	41											43	85
Targeted Positives	4	3											4	7
Refusal	0	0											0	0
Unable	0	1											1	1
Interfered	1	0											1	1
Adulterated	0	0											0	0
Targeted % Tested Positive	11.36%	9.76%											10.59%	10.59%
Awaiting / Pending Results	0	0											0	0
Targeted Residual	0	1											1	1
Random tests collected	42	34											38	76
Tested Positive	0	2											1	2
Refusal (guilty)	0	0											0	0
Unable (not guilty)	0	0											0	0
Unable (guilty)	2	1											2	3
Interfered (guilty)	0	0											0	0
No test (valid reason)	1	1											1	2
No test (no valid reason)	0	0											0	0
Adulterated	0	0											0	0
Awaiting / Pending Results	0	0											0	0
Random Residual (PIMS URAR030)	0	0												0
Effective Sample - Random General	44	35											40	79
% Tested positive	0.00%	5.71%											2.86%	
% Prisoner guilty, positive equivalents	4.55%	2.86%											3.70%	
% Total prisoner fails	4.55%	8.57%											6.56%	
% No test without valid reason	0.00%	0.00%											0.00%	
Random General Benchmark 3.50%	3.50%	3.50%	3.50%	3.50%	3.50%	3.50%	3.50%	3.50%	3.50%	3.50%	3.50%	3.50%	YTD	
% Failures for SDO	4.55%	8.57%											6.33%	

Karreenga - Drugs Identified Through Testing by Drug Type: 2019-2020

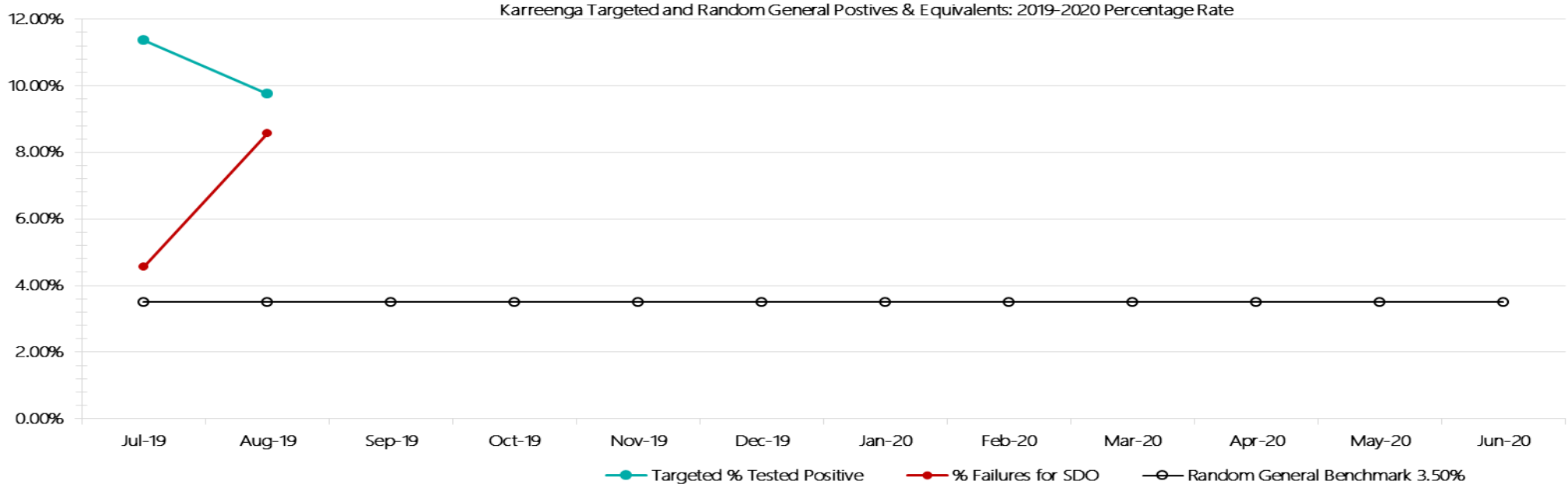
Karreenga	Amphetamines	Methamphetamines	Cocaine	Opiates	Benzodiazepines	Cannabinoids	Ethanol**	Methodone	ADP*	APS*	Steroids**	Buprenorphine	NOA*	Total
Jul-19	0	0	0	0	0	0	0	0	0	0	0	7	0	7
Aug-19	0	0	0	0	0	0	0	0	0	0	0	7	0	7
Sep-19														
Oct-19														
Nov-19														
Dec-19														
Jan-20														
Feb-20														
Mar-20														
Apr-20														
May-20														
Jun-20														
Karreenga YTD	0	0	0	0	0	0	0	0	0	0	0	14	0	14
<i>All Prisons YTD</i>	<i>31</i>	<i>56</i>	<i>0</i>	<i>8</i>	<i>4</i>	<i>7</i>	<i>2</i>	<i>11</i>	<i>15</i>	<i>4</i>	<i>0</i>	<i>373</i>	<i>0</i>	<i>511</i>
<i>Karreenga % of Total</i>	<i>0.00%</i>	<i>0.00%</i>	<i>0.00%</i>	<i>0.00%</i>	<i>0.00%</i>	<i>0.00%</i>	<i>0.00%</i>	<i>0.00%</i>	<i>0.00%</i>	<i>0.00%</i>	<i>0.00%</i>	<i>3.75%</i>	<i>0.00%</i>	<i>2.74%</i>

Karreenga Seizures of Contraband: Visitors & Prisoners: 2019-2020

Visitors	GVM		Powder & Crystal		Synthetic (Suspected)		Prescription Medication		Buprenorphine		Alcohol & Home Brew		Syringes & Needles		Smoking Paraphernalia		Edged Weapons		Electronic Devices		Tools		Other	
	Finds	Gms	Finds	Gms	Finds	Gms	Finds	Qty	Finds	Qty	Finds	Ltrs	Finds	Qty	Finds	Qty	Finds	Qty	Finds	Qty	Finds	Qty	Finds	Qty
Karreenga																								
Jul-19	0	0.00	0	0.00	0	0.00	0	0.00	0	0.00	0	0.000	0	0	0	0	0	0	0	0	0	0	0	0
Aug-19	0	0.00	0	0.00	0	0.00	0	0.00	0	0.00	0	0.000	0	0	0	0	0	0	0	0	0	0	0	0
Sep-19																								
Oct-19																								
Nov-19																								
Dec-19																								
Jan-20																								
Feb-20																								
Mar-20																								
Apr-20																								
May-20																								
Jun-20																								
Total	0	0.00	0	0.00	0	0.00	0	0.00	0	0.00	0	0.000	0	0	0	0	0	0	0	0	0	0	0	0

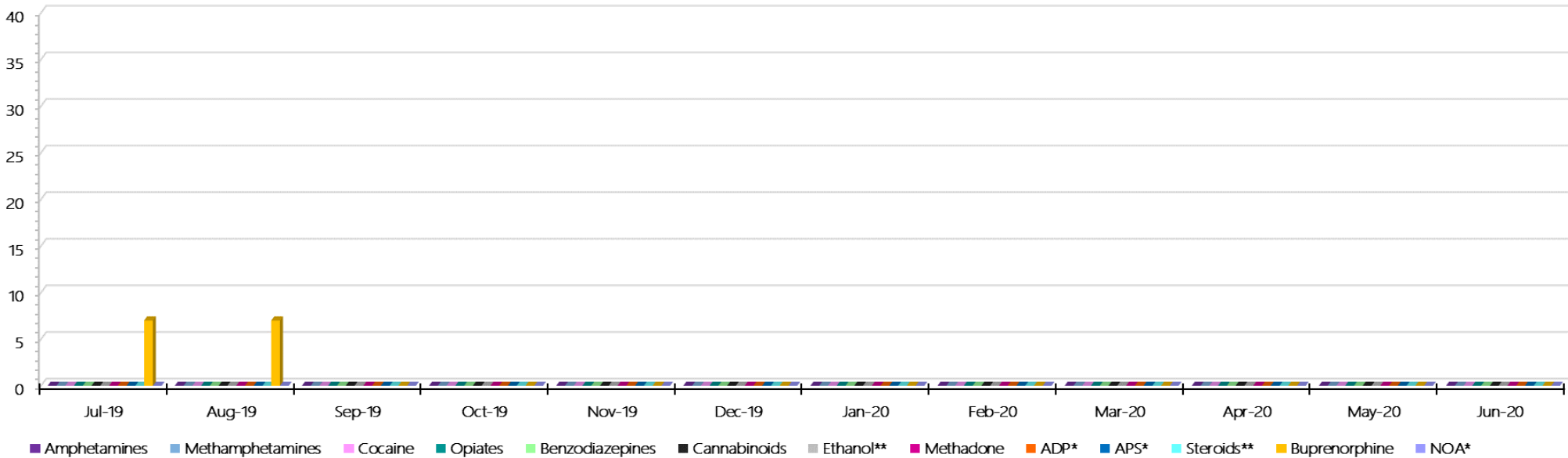
Prisoners	GVM		Powder & Crystal		Synthetic (Suspected)		Prescription Medication		Buprenorphine		Alcohol & Home Brew		Syringes & Needles		Smoking Paraphernalia		Edged Weapons		Electronic Devices		Tools		Other	
	Finds	Gms	Finds	Gms	Finds	Gms	Finds	Qty	Finds	Qty	Finds	Ltrs	Finds	Qty	Finds	Qty	Finds	Qty	Finds	Qty	Finds	Qty	Finds	Qty
Karreenga																								
Jul-19	0	0.00	0	0.00	0	0.00	5	20.00	1	1.00	0	0.000	1	1	1	1	0	0	0	0	0	0	5	15
Aug-19	0	0.00	1	0.10	0	0.00	1	1.00	1	0.10	0	0.000	1	1	2	4	3	3	0	0	1	1	2	6
Sep-19																								
Oct-19																								
Nov-19																								
Dec-19																								
Jan-20																								
Feb-20																								
Mar-20																								
Apr-20																								
May-20																								
Jun-20																								
Total	0	0.00	1	0.10	0	0.00	6	21.00	2	1.10	0	0.000	2	2	3	5	3	3	0	0	1	1	7	21

Karreenga Targeted and Random General Drug Test Positives & Equivalents: 2019-2020



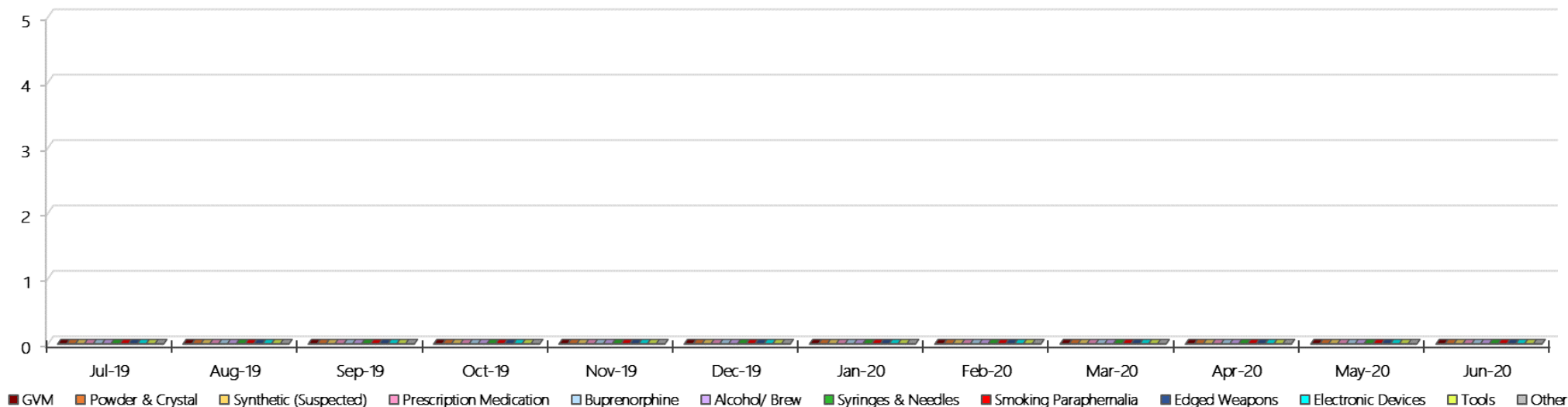
Karreenga Positive Test Results by Drug Type: 2019-2020

Karreenga Positive Test Results By Drug Type: 2019-2020



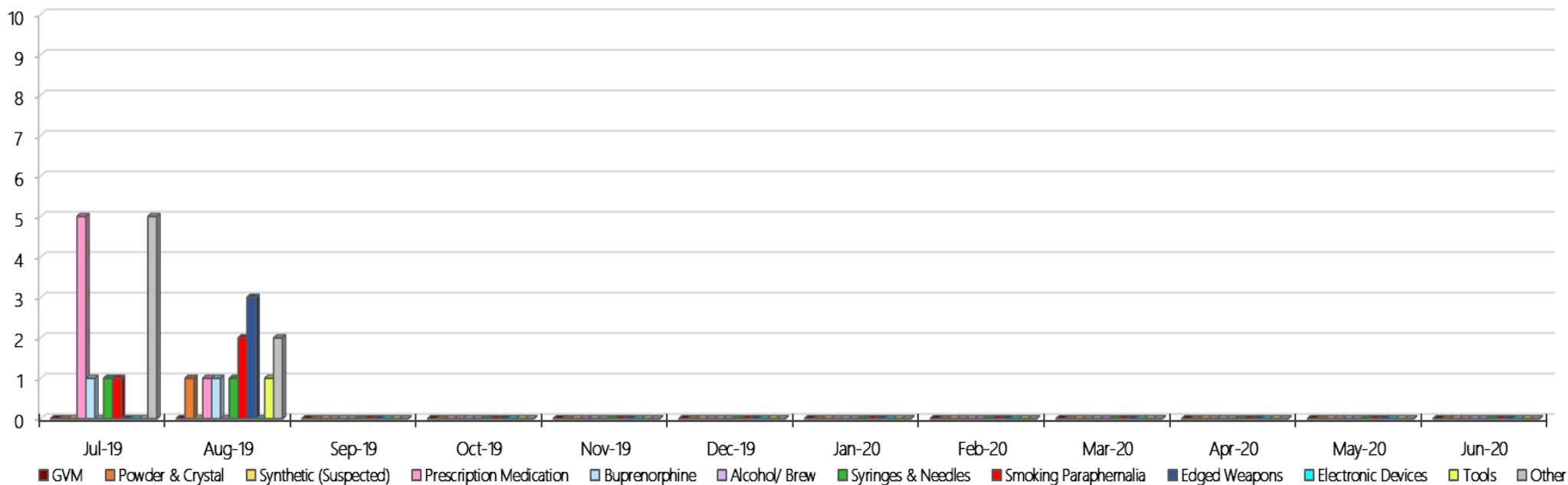
Karreenga Count of Visitor Seizures Finds: 2019-2020

Karreenga Count of Visitor Seizure Finds: 2019-2020



Karreenga Count of Prisoner Seizure: 2019-2020

Karreenga Count of Prisoner Seizure Finds: 2019-2020



Marngoneet Correctional Centre

Targeted and Random General Drug Test Results: 2019-2020

Marngoneet	Jul-19	Aug-19	Sep-19	Oct-19	Nov-19	Dec-19	Jan-20	Feb-20	Mar-20	Apr-20	May-20	Jun-20	Average	Totals
Effective Sample - Targeted	105	65											85	170
Targeted Positives	1	2											2	3
Refusal	1	1											1	2
Unable	1	0											1	1
Interfered	0	0											0	0
Adulterated	0	0											0	0
Targeted % Tested Positive	2.86%	4.62%											3.53%	3.53%
Awaiting / Pending Results	0	0											0	0
Targeted Residual	0	1											1	1
Random tests collected	75	61											68	136
Tested Positive	1	2											2	3
Refusal (guilty)	1	0											1	1
Unable (not guilty)	0	0											0	0
Unable (guilty)	1	3											2	4
Interfered (guilty)	0	0											0	0
No test (valid reason)	2	1											2	3
No test (no valid reason)	0	0											0	0
Adulterated	0	0											0	0
Awaiting / Pending Results	1	0											1	1
Random Residual (PIMS URAR030)	0	0												0
Effective Sample - Random General	77	64											71	141
% Tested positive	1.30%	3.13%											2.21%	
% Prisoner guilty, positive equivalents	2.60%	4.69%											3.64%	
% Total prisoner fails	3.90%	7.81%											5.85%	
% No test without valid reason	0.00%	0.00%											0.00%	
Random General Benchmark 6.50%	6.50%	6.50%	6.50%	6.50%	6.50%	6.50%	6.50%	6.50%	6.50%	6.50%	6.50%	6.50%	YTD	
% Failures for SDO	3.90%	7.81%											5.67%	

Marngoneet - Drugs Identified Through Testing by Drug Type: 2019-2020

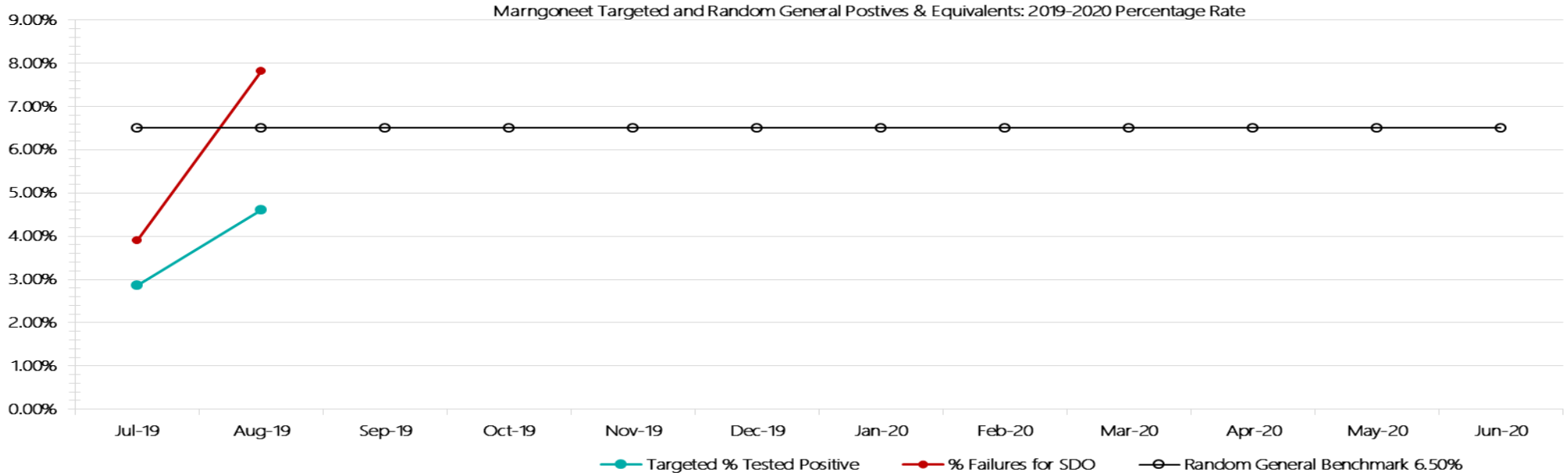
Marngoneet	Amphetamines	Methamphetamines	Cocaine	Opiates	Benzodiazepines	Cannabinoids	Ethanol**	Methadone	ADP*	APS*	Steroids**	Buprenorphine	NOA*	Total
Jul-19	0	1	0	0	0	1	2	0	0	0	0	6	0	10
Aug-19	0	0	0	0	0	1	0	1	0	0	0	15	0	17
Sep-19														
Oct-19														
Nov-19														
Dec-19														
Jan-20														
Feb-20														
Mar-20														
Apr-20														
May-20														
Jun-20														
Marngoneet YTD	0	1	0	0	0	2	2	1	0	0	0	21	0	27
<i>All Prisons YTD</i>	<i>31</i>	<i>56</i>	<i>0</i>	<i>8</i>	<i>4</i>	<i>7</i>	<i>2</i>	<i>11</i>	<i>15</i>	<i>4</i>	<i>0</i>	<i>373</i>	<i>0</i>	<i>511</i>
<i>Marngoneet % of Total</i>	<i>0.00%</i>	<i>1.79%</i>	<i>0.00%</i>	<i>0.00%</i>	<i>0.00%</i>	<i>28.57%</i>	<i>100.00%</i>	<i>9.09%</i>	<i>0.00%</i>	<i>0.00%</i>	<i>0.00%</i>	<i>5.63%</i>	<i>0.00%</i>	<i>5.28%</i>

Marngoneet Seizures of Contraband: Visitors & Prisoners: 2019-2020

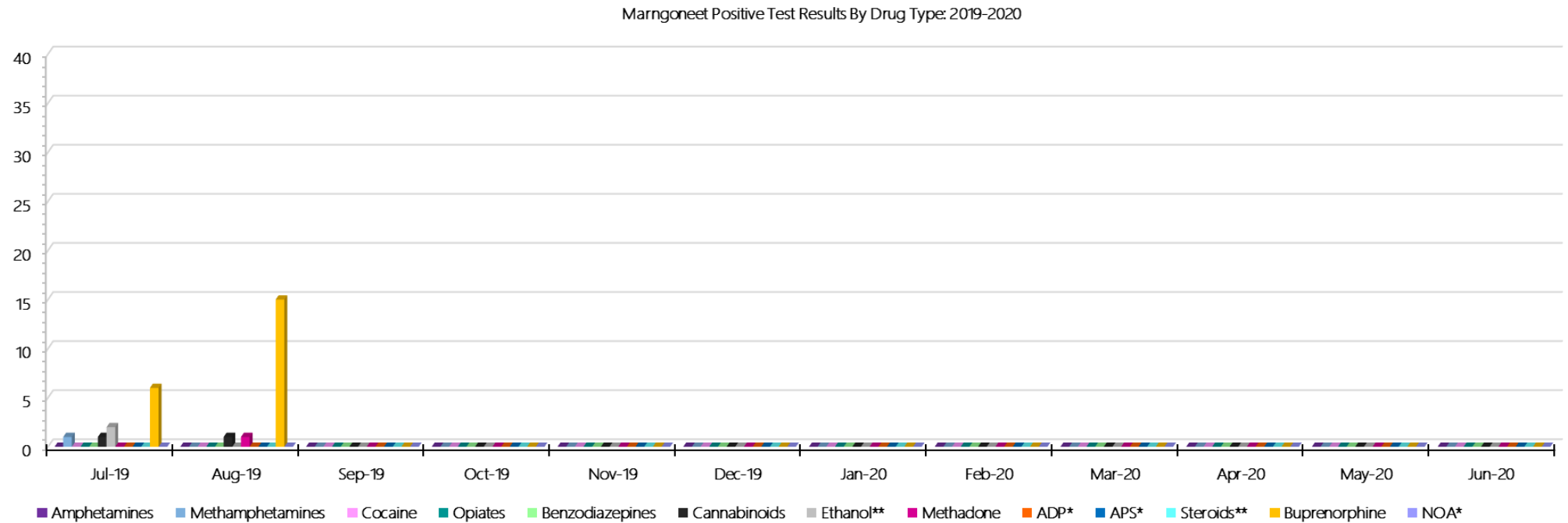
Visitors	GVM		Powder & Crystal		Synthetic (Suspected)		Prescription Medication		Buprenorphine		Alcohol & Home Brew		Syringes & Needles		Smoking Paraphernalia		Edged Weapons		Electronic Devices		Tools		Other		
	MCC	Finds	Gms	Finds	Gms	Finds	Gms	Finds	Qty	Finds	Qty	Finds	Ltrs	Finds	Qty	Finds	Qty	Finds	Qty	Finds	Qty	Finds	Qty	Finds	Qty
Jul-19	0	0	0.00	0	0.00	0	0.00	0	0.00	0	0.00	0	0.000	0	0	1	1	0	0	0	0	0	0	1	2
Aug-19	0	0	0.00	0	0.00	0	0.00	0	0.00	0	0.00	0	0.000	0	0	0	0	0	0	0	0	0	0	0	0
Sep-19																									
Oct-19																									
Nov-19																									
Dec-19																									
Jan-20																									
Feb-20																									
Mar-20																									
Apr-20																									
May-20																									
Jun-20																									
Total	0	0	0.00	0	0.00	0	0.00	0	0.00	0	0.00	0	0.000	0	0	2	2	0	0	0	0	0	0	2	4

Prisoners	GVM		Powder & Crystal		Synthetic (Suspected)		Prescription Medication		Buprenorphine		Alcohol & Home Brew		Syringes & Needles		Smoking Paraphernalia		Edged Weapons		Electronic Devices		Tools		Other		
	MCC	Finds	Gms	Finds	Gms	Finds	Gms	Finds	Qty	Finds	Qty	Finds	Ltrs	Finds	Qty	Finds	Qty	Finds	Qty	Finds	Qty	Finds	Qty	Finds	Qty
Jul-19	0	0	0.00	0	0.00	0	0.00	7	10.50	5	2.40	6	68.000	0	0	1	1	1	1	2	2	0	0	6	11
Aug-19	0	0	0.00	0	0.00	0	0.00	2	2.50	5	11.10	4	12.000	1	1	2	7	1	1	1	1	1	1	2	8
Sep-19																									
Oct-19																									
Nov-19																									
Dec-19																									
Jan-20																									
Feb-20																									
Mar-20																									
Apr-20																									
May-20																									
Jun-20																									
Total	0	0	0.00	0	0.00	0	0.00	9	13.00	10	13.50	10	80.000	1	1	3	8	2	2	3	3	1	1	8	19

Marngoneet Targeted and Random General Drug Test Positives & Equivalents: 2019-2020

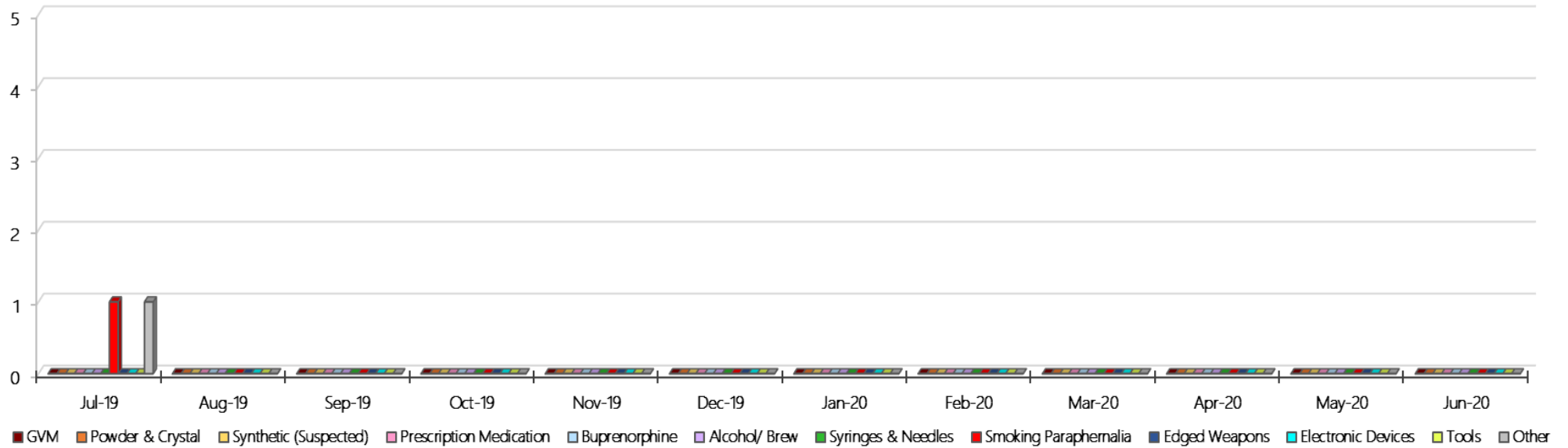


Marngoneet Positive Test Results by Drug Type: 2019-2020



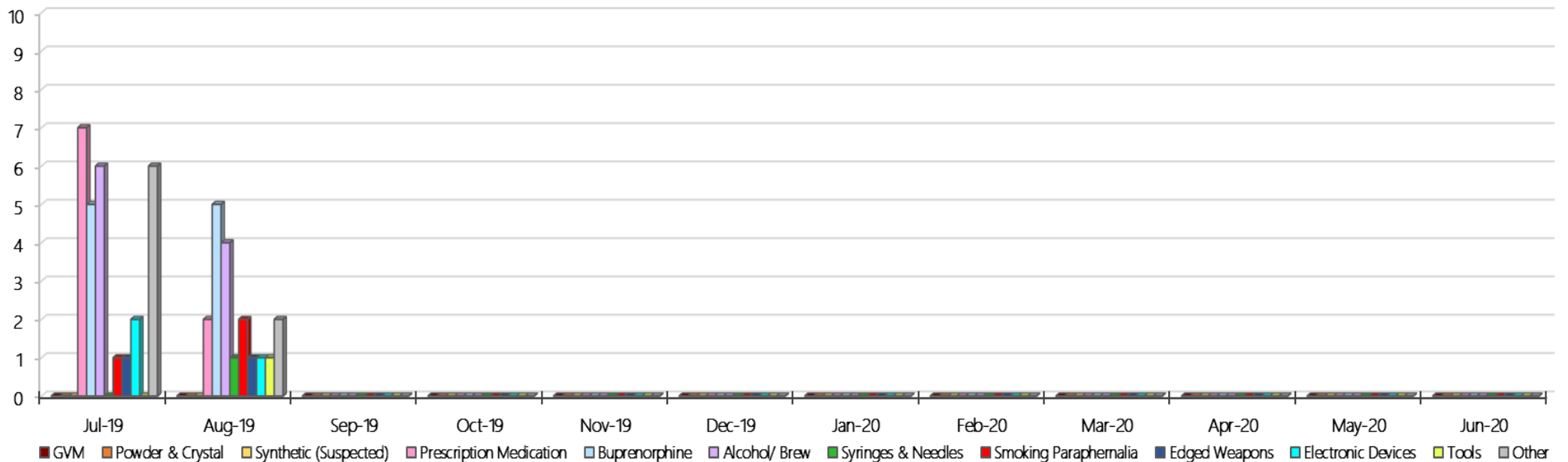
Marngoneet Count of Visitor Seizure Finds: 2019-2020

Marngoneet Count of Visitor Seizure Finds: 2019-2020



Marngoneet Count of Prisoner Seizure Finds: 2019-2020

Marngoneet Count of Prisoner Seizure Finds: 2019-2020



Loddon Prison

Targeted and Random General Drug Test Results: 2019-2020

Loddon	Jul-19	Aug-19	Sep-19	Oct-19	Nov-19	Dec-19	Jan-20	Feb-20	Mar-20	Apr-20	May-20	Jun-20	Average	Totals
Effective Sample - Targeted	82	73											78	155
Targeted Positives	8	5											7	13
Refusal	0	0											0	0
Unable	0	0											0	0
Interfered	0	0											0	0
Adulterated	1	0											1	1
Targeted % Tested Positive	10.98%	6.85%											9.03%	9.03%
Awaiting / Pending Results	0	0											0	0
Targeted Residual	6	4											5	10
Random tests collected	59	48											54	107
Tested Positive	5	3											4	8
Refusal (guilty)	0	0											0	0
Unable (not guilty)	0	0											0	0
Unable (guilty)	0	0											0	0
Interfered (guilty)	0	0											0	0
No test (valid reason)	2	0											1	2
No test (no valid reason)	0	0											0	0
Adulterated	0	0											0	0
Awaiting / Pending Results	1	0											1	1
Random Residual (PIMS URAR030)	0	0												0
Effective Sample - Random General	59	48											54	107
% Tested positive	8.47%	6.25%											7.36%	
% Prisoner guilty, positive equivalents	0.00%	0.00%											0.00%	
% Total prisoner fails	8.47%	6.25%											7.36%	
% No test without valid reason	0.00%	0.00%											0.00%	
Random General Benchmark 5.00%	5.00%	5.00%	5.00%	5.00%	5.00%	5.00%	5.00%	5.00%	5.00%	5.00%	5.00%	5.00%	YTD	
% Failures for SDO	8.47%	6.25%											7.48%	

Loddon - Drugs Identified Through Testing by Drug Type: 2019-2020

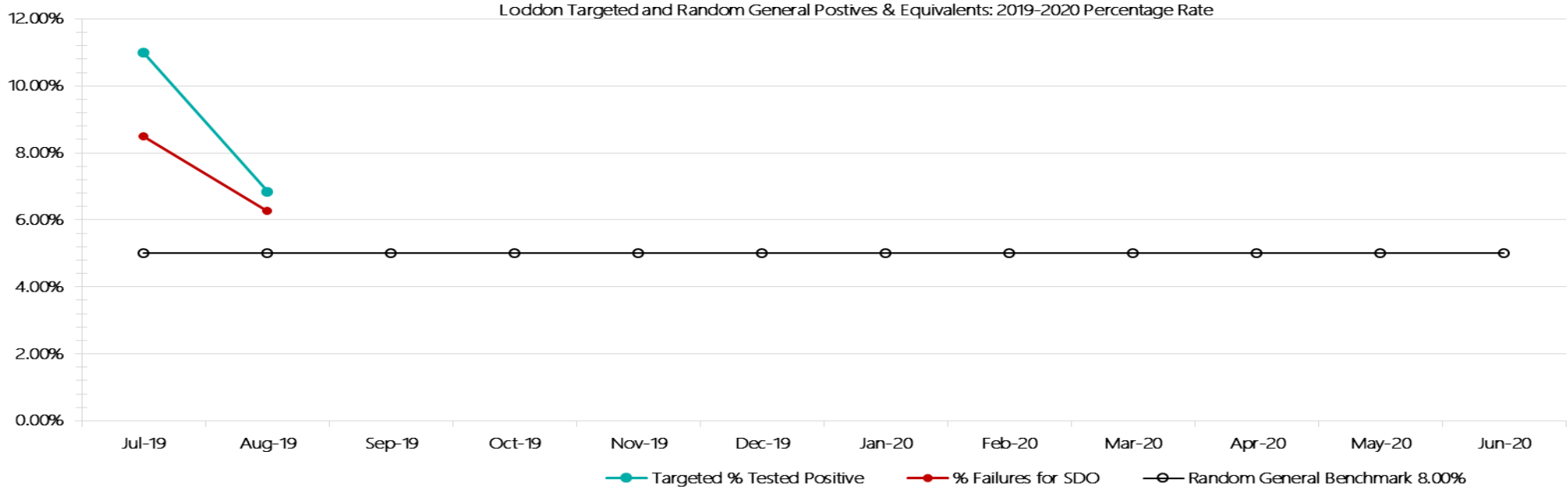
Loddon	Amphetamines	Methamphetamines	Cocaine	Opiates	Benzodiazepines	Cannabinoids	Ethanol**	Methodone	ADP*	APS*	Steroids**	Buprenorphine	NOA*	Total
Jul-19	2	3	0	0	0	0	0	0	0	0	0	19	0	24
Aug-19	0	0	0	0	0	0	0	0	0	0	0	15	0	15
Sep-19														
Oct-19														
Nov-19														
Dec-19														
Jan-20														
Feb-20														
Mar-20														
Apr-20														
May-20														
Jun-20														
Loddon YTD	2	3	0	0	0	0	0	0	0	0	0	34	0	39
All Prisons YTD	31	56	0	8	4	7	2	11	15	4	0	373	0	511
Loddon % of Total	6.45%	5.36%	0.00%	0.00%	0.00%	0.00%	0.00%	0.00%	0.00%	0.00%	0.00%	9.12%	0.00%	7.63%

Loddon Seizures of Contraband: Visitors & Prisoners: 2019-2020

Visitors	GVM		Powder & Crystal		Synthetic (Suspected)		Prescription Medication		Buprenorphine		Alcohol & Home Brew		Syringes & Needles		Smoking Paraphernalia		Edged Weapons		Electronic Devices		Tools		Other	
	Finds	Gms	Finds	Gms	Finds	Gms	Finds	Qty	Finds	Qty	Finds	Ltrs	Finds	Qty	Finds	Qty	Finds	Qty	Finds	Qty	Finds	Qty	Finds	Qty
Loddon																								
Jul-19	0	0.00	0	0.00	0	0.00	0	0.00	0	0.00	0	0.000	0	0	0	0	0	0	0	0	0	0	0	0
Aug-19	0	0.00	0	0.00	0	0.00	0	0.00	0	0.00	0	0.000	0	0	0	0	0	0	0	0	0	0	0	0
Sep-19																								
Oct-19																								
Nov-19																								
Dec-19																								
Jan-20																								
Feb-20																								
Mar-20																								
Apr-20																								
May-20																								
Jun-20																								
Total	0	0.00	0	0.00	0	0.00	0	0.00	0	0.00	0	0.000	0	0	0	0	0	0	0	0	0	0	0	0

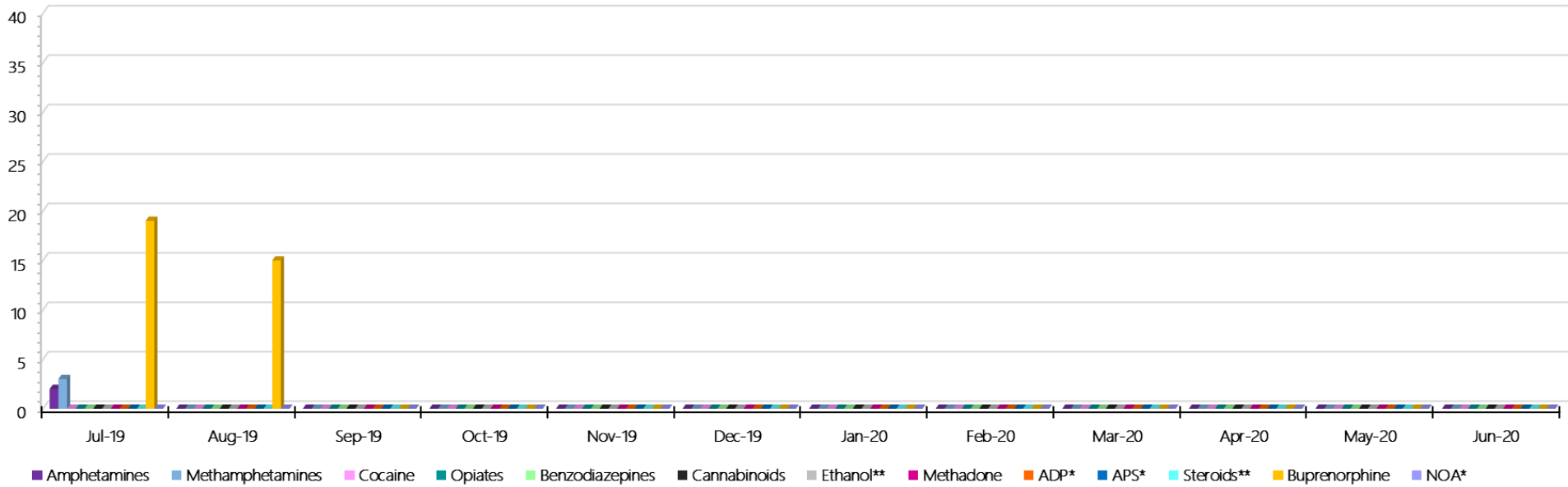
Prisoners	GVM		Powder & Crystal		Synthetic (Suspected)		Prescription Medication		Buprenorphine		Alcohol & Home Brew		Syringes & Needles		Smoking Paraphernalia		Edged Weapons		Electronic Devices		Tools		Other	
	Finds	Gms	Finds	Gms	Finds	Gms	Finds	Qty	Finds	Qty	Finds	Ltrs	Finds	Qty	Finds	Qty	Finds	Qty	Finds	Qty	Finds	Qty	Finds	Qty
Loddon																								
Jul-19	0	0.00	0	0.00	0	0.00	2	39.00	8	9.60	0	0.000	0	0	3	5	2	2	0	0	1	2	2	4
Aug-19	0	0.00	2	5.00	0	0.00	0	0.00	7	162.00	4	6.000	1	1	4	4	0	0	1	1	1	5	2	19
Sep-19																								
Oct-19																								
Nov-19																								
Dec-19																								
Jan-20																								
Feb-20																								
Mar-20																								
Apr-20																								
May-20																								
Jun-20																								
Total	0	0.00	2	5.00	0	0.00	2	39.00	15	171.60	4	6.000	1	1	7	9	2	2	1	1	2	7	4	23

Loddon Targeted and Random General Drug Test Positives & Equivalents: 2019-2020



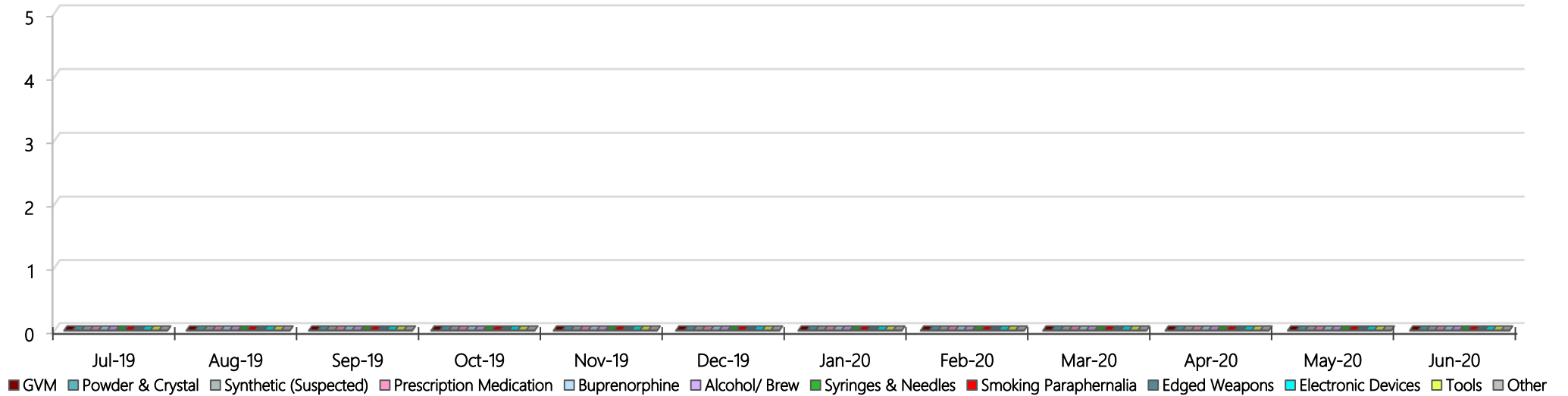
Loddon Positive Test Results by Drug Type: 2019-2020

Loddon Positive Test Results By Drug Type: 2019-2020



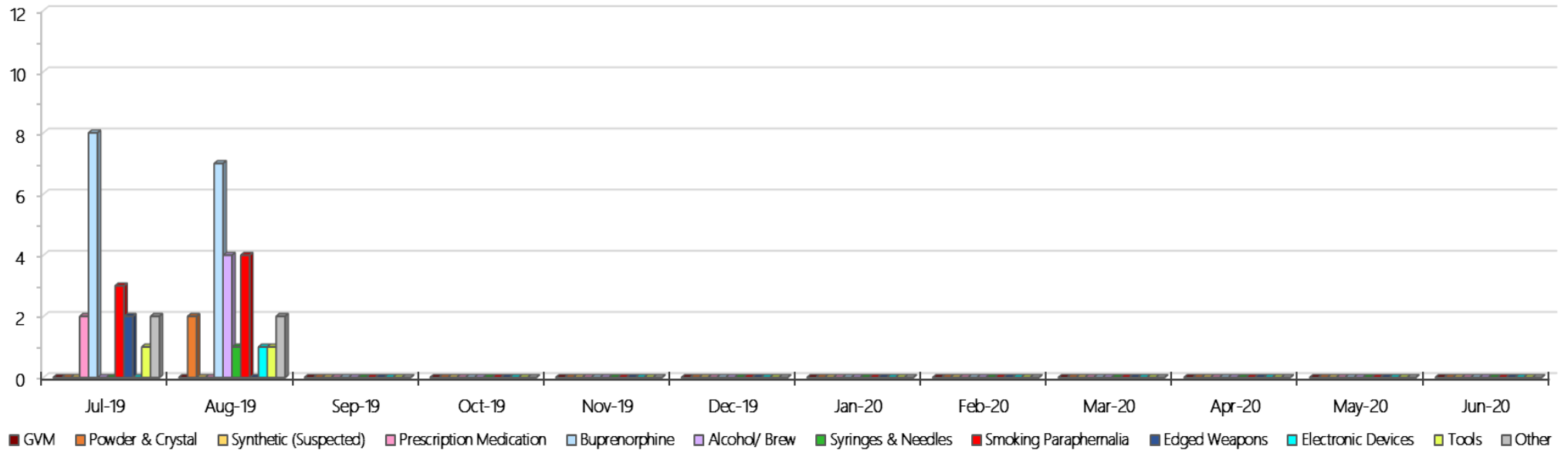
Loddon Count of Visitor Seizure Finds: 2019-2020

Loddon Count of Visitor Seizure Finds: 2019-2020



Loddon Count of Prisoner Seizure Finds: 2019-2020

Loddon Count of Prisoner Seizure Finds: 2019-2020



Middleton (annex of Loddon)
Targeted and Random General Drug Test Results: 2019-2020

Middleton	Jul-19	Aug-19	Sep-19	Oct-19	Nov-19	Dec-19	Jan-20	Feb-20	Mar-20	Apr-20	May-20	Jun-20	Average	Totals
Effective Sample - Targeted	36	43											40	79
Targeted Positives	2	5											4	7
Refusal	0	0											0	0
Unable	0	1											1	1
Interfered	0	0											0	0
Adulterated	0	0											0	0
Targeted % Tested Positive	5.56%	13.95%											10.13%	10.13%
Awaiting / Pending Results	0	0											0	0
Targeted Residual	0	0											0	0
Random tests collected	39	32											36	71
Tested Positive	0	1											1	1
Refusal (guilty)	0	0											0	0
Unable (not guilty)	0	0											0	0
Unable (guilty)	0	0											0	0
Interfered (guilty)	0	0											0	0
No test (valid reason)	1	0											1	1
No test (no valid reason)	0	0											0	0
Adulterated	0	0											0	0
Awaiting / Pending Results	0	0											0	0
Random Residual (PIMS URAR030)	0	0											0	0
Effective Sample - Random General	39	32											36	71
% Tested positive	0.00%	3.13%											1.56%	
% Prisoner guilty, positive equivalents	0.00%	0.00%											0.00%	
% Total prisoner fails	0.00%	3.13%											1.56%	
% No test without valid reason	0.00%	0.00%											0.00%	
Random General Benchmark 4.00%	4.00%	4.00%	4.00%	4.00%	4.00%	4.00%	4.00%	4.00%	4.00%	4.00%	4.00%	4.00%	YTD	
% Failures for SDO	0.00%	3.13%											1.41%	

Middleton - Drugs Identified Through Testing by Drug Type: 2019-2020

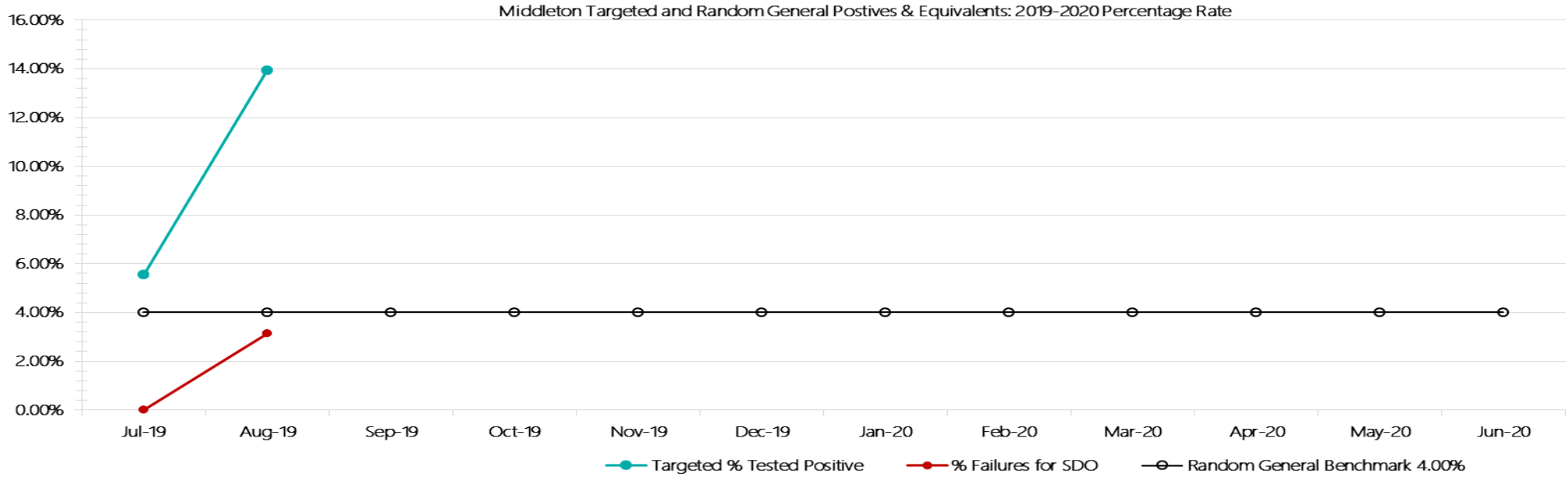
Middleton	Amphetamines	Methamphetamines	Cocaine	Opiates	Benzodiazepines	Cannabinoids	Ethanol**	Methadone	ADP*	APS*	Steroids**	Buprenorphine	NOA*	Total
Jul-19	1	2	0	0	0	0	0	0	0	0	0	3	0	6
Aug-19	2	2	0	0	0	0	0	0	0	0	0	8	0	12
Sep-19														
Oct-19														
Nov-19														
Dec-19														
Jan-20														
Feb-20														
Mar-20														
Apr-20														
May-20														
Jun-20														
Middleton YTD	3	4	0	0	0	0	0	0	0	0	0	11	0	18
All Prisons YTD	31	56	0	8	4	7	2	11	15	4	0	373	0	511
Middleton % of Total	9.68%	7.14%	0.00%	0.00%	0.00%	0.00%	0.00%	0.00%	0.00%	0.00%	0.00%	2.95%	0.00%	3.52%

Middleton Seizures of Contraband: Visitors & Prisoners: 2019-2020

Visitors	GVM		Powder & Crystal		Synthetic (Suspected)		Prescription Medication		Buprenorphine		Alcohol & Home Brew		Syringes & Needles		Smoking Paraphernalia		Edged Weapons		Electronic Devices		Tools		Other		
	Finds	Gms	Finds	Gms	Finds	Gms	Finds	Qty	Finds	Qty	Finds	Ltrs	Finds	Qty	Finds	Qty	Finds	Qty	Finds	Qty	Finds	Qty	Finds	Qty	
Jul-19	0	0.00	0	0.00	0	0.00	0	0.00	0	0.00	0	0.000	0	0	0	0	0	0	0	0	0	0	0	0	0
Aug-19	0	0.00	1	5.00	0	0.00	0	0.00	0	0.00	0	0.000	0	0	0	0	0	0	0	0	0	0	0	1	1
Sep-19																									
Oct-19																									
Nov-19																									
Dec-19																									
Jan-20																									
Feb-20																									
Mar-20																									
Apr-20																									
May-20																									
Jun-20																									
Total	0	0.00	1	5.00	0	0.00	0	0.00	0	0.00	0	0.000	0	0	0	0	0	0	0	0	0	0	0	1	1

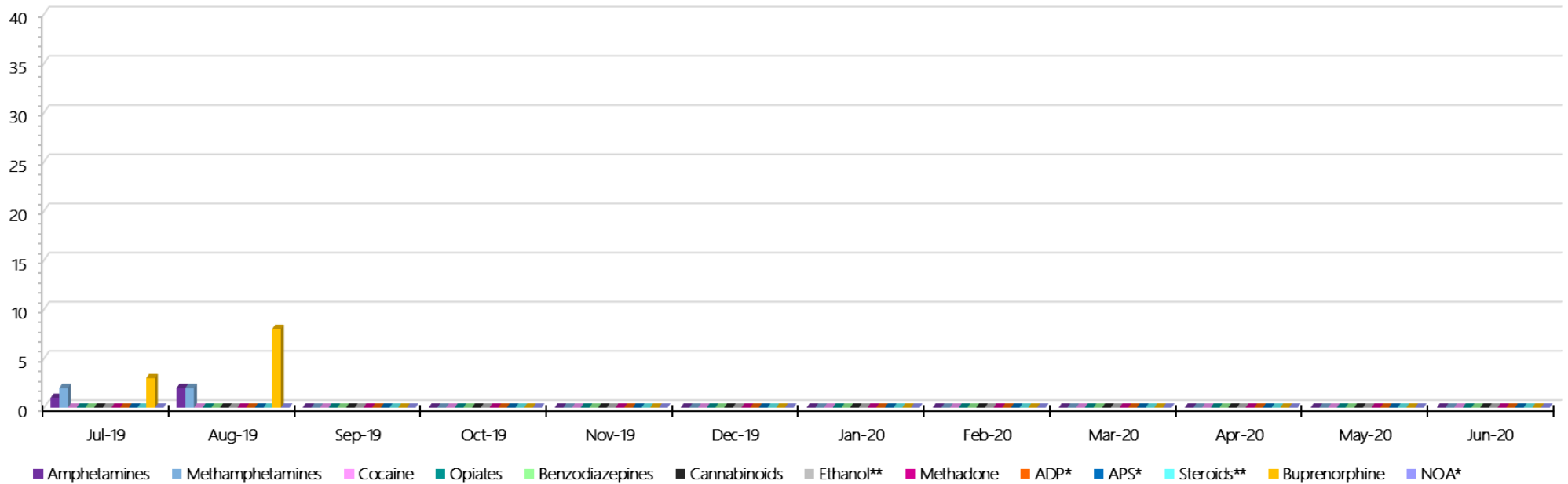
Prisoners	GVM		Powder & Crystal		Synthetic (Suspected)		Prescription Medication		Buprenorphine		Alcohol & Home Brew		Syringes & Needles		Smoking Paraphernalia		Edged Weapons		Electronic Devices		Tools		Other		
	Finds	Gms	Finds	Gms	Finds	Gms	Finds	Qty	Finds	Qty	Finds	Ltrs	Finds	Qty	Finds	Qty	Finds	Qty	Finds	Qty	Finds	Qty	Finds	Qty	
Jul-19	0	0.00	0	0.00	0	0.00	0	0.00	0	0.00	0	0.000	0	0	1	1	1	1	1	1	0	0	0	0	0
Aug-19	0	0.00	0	0.00	0	0.00	0	0.00	3	4.00	0	0.000	0	0	2	3	0	0	1	8	0	0	1	1	1
Sep-19																									
Oct-19																									
Nov-19																									
Dec-19																									
Jan-20																									
Feb-20																									
Mar-20																									
Apr-20																									
May-20																									
Jun-20																									
Total	0	0.00	0	0.00	0	0.00	0	0.00	3	4.00	0	0.000	0	0	3	4	1	1	2	9	0	0	1	1	

Middleton Targeted and Random General Drug Test Positives & Equivalents: 2019-2020



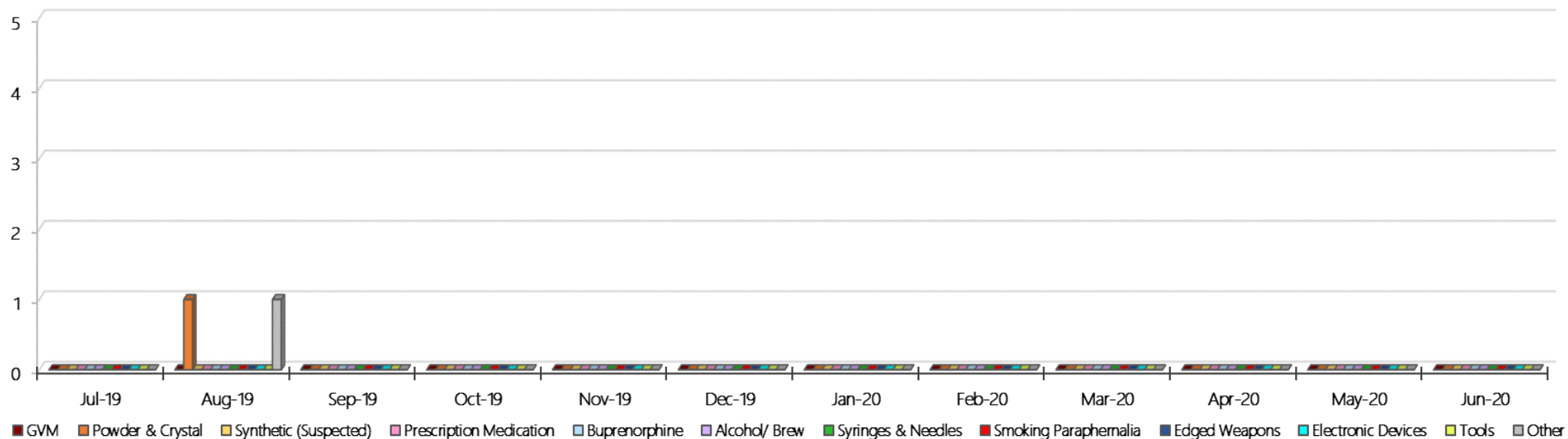
Middleton Positive Test Results by Drug Type: 2019-2020

Middleton Positive Test Results By Drug Type: 2019-2020



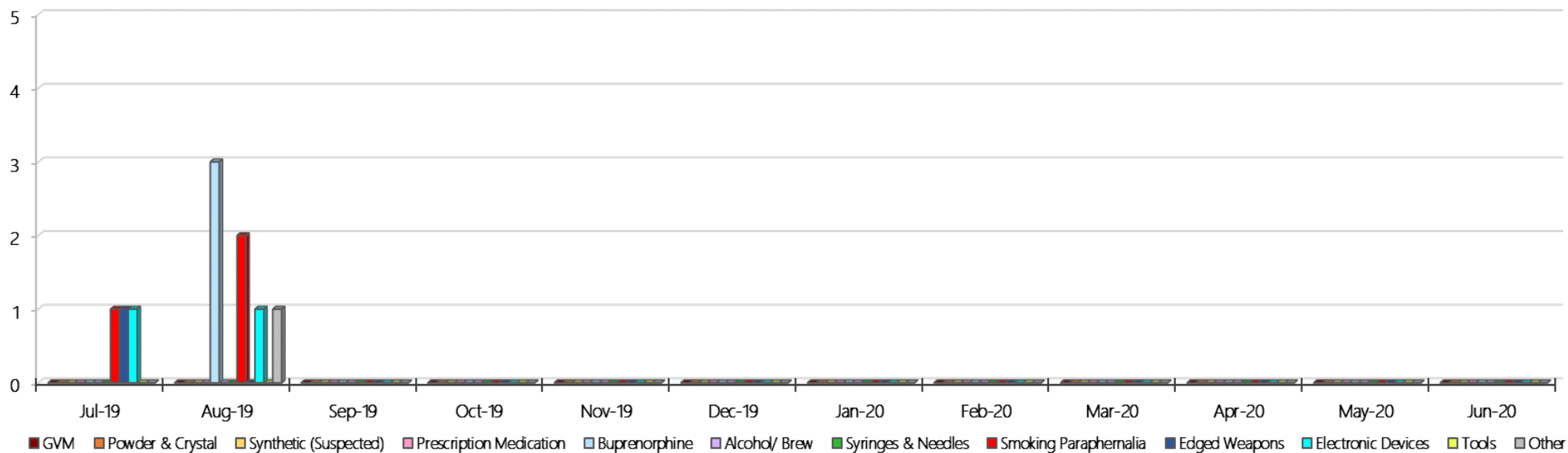
Middleton Count of Visitor Seizure Finds: 2019-2020

Middleton Count of Visitor Seizure Finds: 2019-2020



Middleton Count of Prisoner Seizure Finds: 2019-2020

Middleton Count of Prisoner Seizure Finds: 2019-2020



Ravenhall Correctional Centre

Targeted and Random General Drug Test Results: 2019-2020

Ravenhall	Jul-19	Aug-19	Sep-19	Oct-19	Nov-19	Dec-19	Jan-20	Feb-20	Mar-20	Apr-20	May-20	Jun-20	Average	Totals
Effective Sample - Targeted	375	426											401	801
Targeted Positives	16	28											22	44
Refusal	1	0											1	1
Unable	5	4											5	9
Interfered	0	0											0	0
Adulterated	0	0											0	0
Targeted % Tested Positive	5.87%	7.51%											6.74%	6.74%
Awaiting / Pending Results	0	0											0	0
Targeted Residual	0	1											1	1
Random tests collected	174	146											160	320
Tested Positive	8	4											6	12
Refusal (guilty)	1	0											1	1
Unable (not guilty)	0	0											0	0
Unable (guilty)	0	0											0	0
Interfered (guilty)	0	0											0	0
No test (valid reason)	7	2											5	9
No test (no valid reason)	0	0											0	0
Adulterated	0	0											0	0
Awaiting / Pending Results	0	0											0	0
Random Residual (PIMS URAR030)	0	0												0
Effective Sample - Random General	175	146											161	321
% Tested positive	4.57%	2.74%											3.66%	
% Prisoner guilty, positive equivalents	0.57%	0.00%											0.29%	
% Total prisoner fails	5.14%	2.74%											3.94%	
% No test without valid reason	0.00%	0.00%											0.00%	
% Failures for SDO	5.14%	2.74%											4.05%	

Ravenhall - Drugs Identified Through Testing by Drug Type: 2019-2020

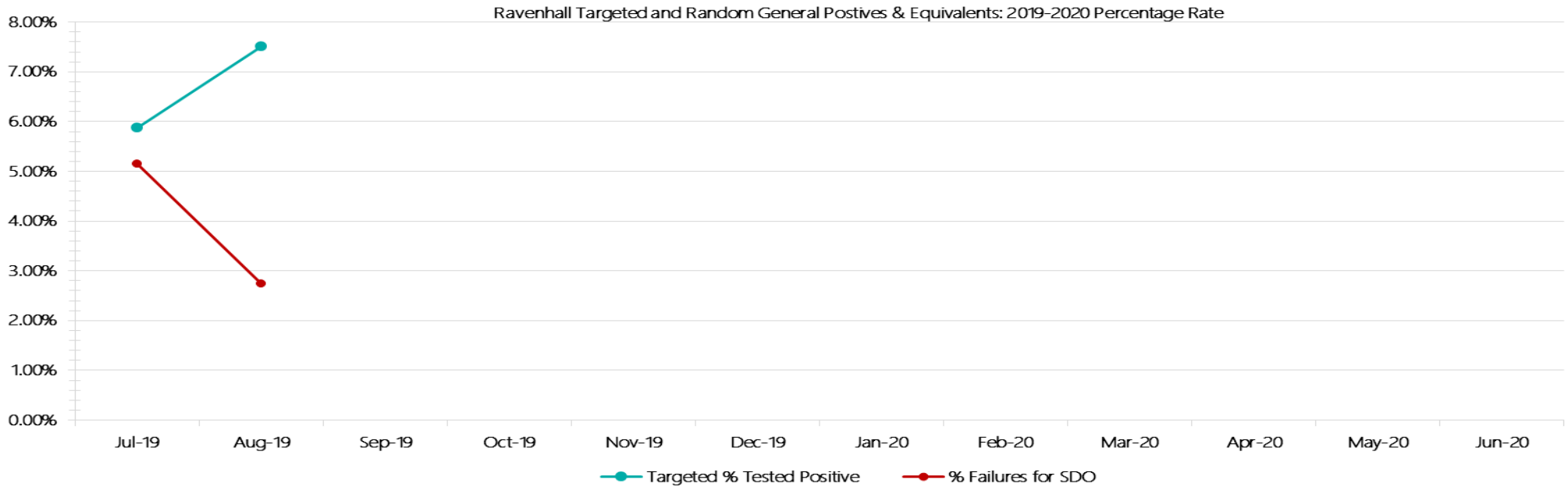
Ravenhall	Amphetamines	Methamphetamines	Cocaine	Opiates	Benzodiazepines	Cannabinoids	Ethanol**	Methadone	ADP*	APS*	Steroids**	Buprenorphine	NOA*	Total
Jul-19	2	5	0	0	0	2	0	0	0	0	0	28	0	37
Aug-19	3	9	0	0	3	1	0	0	1	0	0	23	0	40
Sep-19														
Oct-19														
Nov-19														
Dec-19														
Jan-20														
Feb-20														
Mar-20														
Apr-20														
May-20														
Jun-20														
Ravenhall YTD	5	14	0	0	3	3	0	0	1	0	0	51	0	77
All Prisons YTD	31	56	0	8	4	7	2	11	15	4	0	373	0	511
Ravenhall % of Total	16.13%	25.00%	0.00%	0.00%	75.00%	42.86%	0.00%	0.00%	6.67%	0.00%	0.00%	13.67%	0.00%	15.07%

Ravenhall Seizures of Contraband: Visitors & Prisoners: 2019-2020

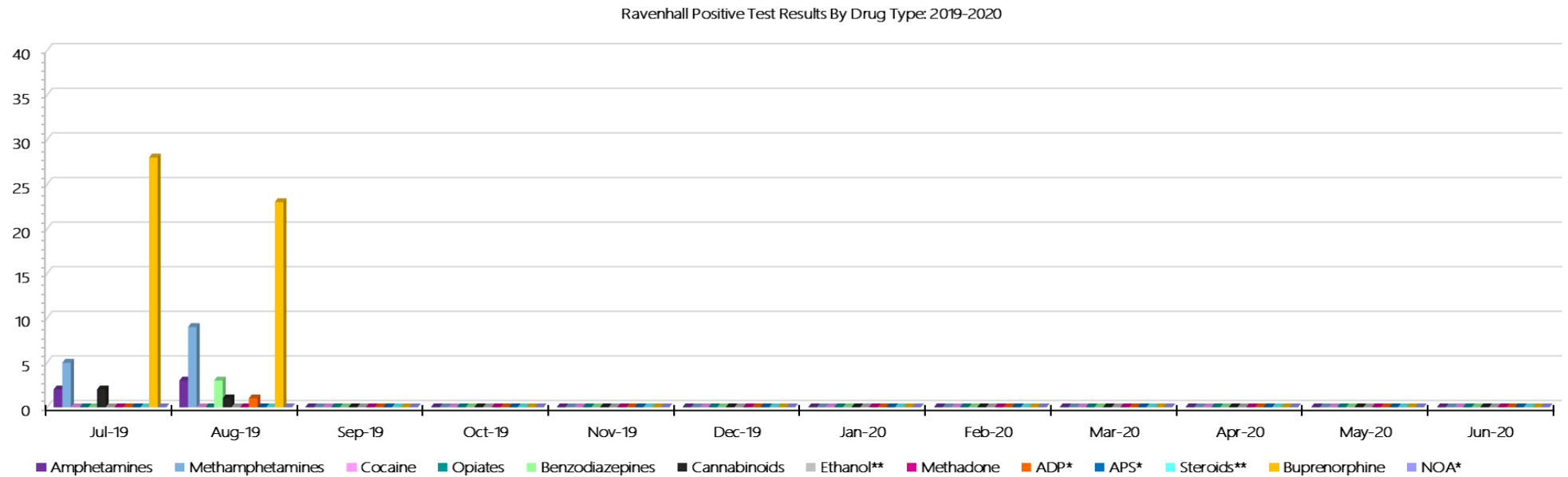
Visitors	GVM		Powder & Crystal		Synthetic (Suspected)		Prescription Medication		Buprenorphine		Alcohol & Home Brew		Syringes & Needles		Smoking Paraphernalia		Edged Weapons		Electronic Devices		Tools		Other	
	Find	Gms	Finds	Gms	Finds	Gms	Finds	Qty	Finds	Qty	Finds	Ltrs	Finds	Qty	Finds	Qty	Finds	Qty	Finds	Qty	Finds	Qty	Finds	Qty
Jul-19	2	22.09	2	2.62	0	0.00	2	8.00	1	5.00	0	0.000	0	0	3	12	2	2	0	0	1	6	0	0
Aug-19	2	6.50	3	25.81	0	0.00	3	30.00	0	0.00	0	0.000	1	1	5	8	1	1	0	0	1	10	1	1
Sep-19																								
Oct-19																								
Nov-19																								
Dec-19																								
Jan-20																								
Feb-20																								
Mar-20																								
Apr-20																								
May-20																								
Jun-20																								
Total	4	28.59	5	28.43	0	0.00	5	38.00	1	5.00	0	0.000	1	1	8	20	3	3	0	0	2	16	1	1

Prisoners	GVM		Powder & Crystal		Synthetic (Suspected)		Prescription Medication		Buprenorphine		Alcohol & Home Brew		Syringes & Needles		Smoking Paraphernalia		Edged Weapons		Electronic Devices		Tools		Other	
	Finds	Gms	Finds	Gms	Finds	Gms	Finds	Qty	Finds	Qty	Finds	Ltrs	Finds	Qty	Finds	Qty	Finds	Qty	Finds	Qty	Finds	Qty	Finds	Qty
Jul-19	1	3.76	0	0.00	0	0.00	15	192.00	11	15.00	1	1.000	0	0	12	16	19	37	0	0	8	35	8	30
Aug-19	0	0.00	0	0.00	0	0.00	9	25.00	4	2.30	4	9.400	0	0	15	47	11	27	1	1	6	13	8	26
Sep-19																								
Oct-19																								
Nov-19																								
Dec-19																								
Jan-20																								
Feb-20																								
Mar-20																								
Apr-20																								
May-20																								
Jun-20																								
Total	1	3.76	0	0.00	0	0.00	24	217.00	15	17.30	5	10.400	0	0	27	63	30	64	1	1	14	48	16	56

Ravenhall Targeted and Random General Drug Test Positives & Equivalents: 2019-2020

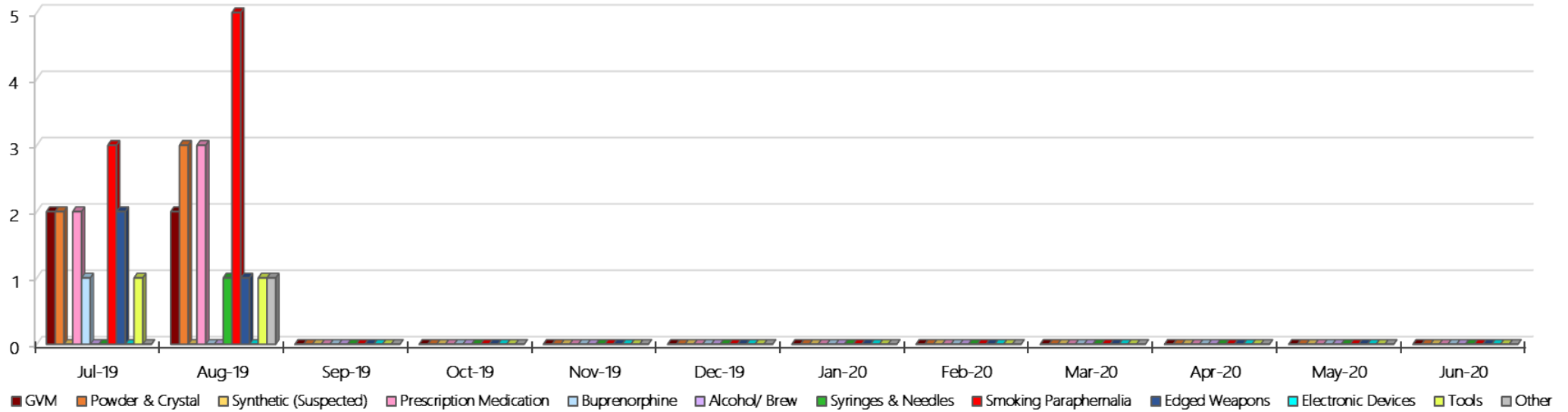


Ravenhall Positive Test Results by Drug Type: 2019-2020



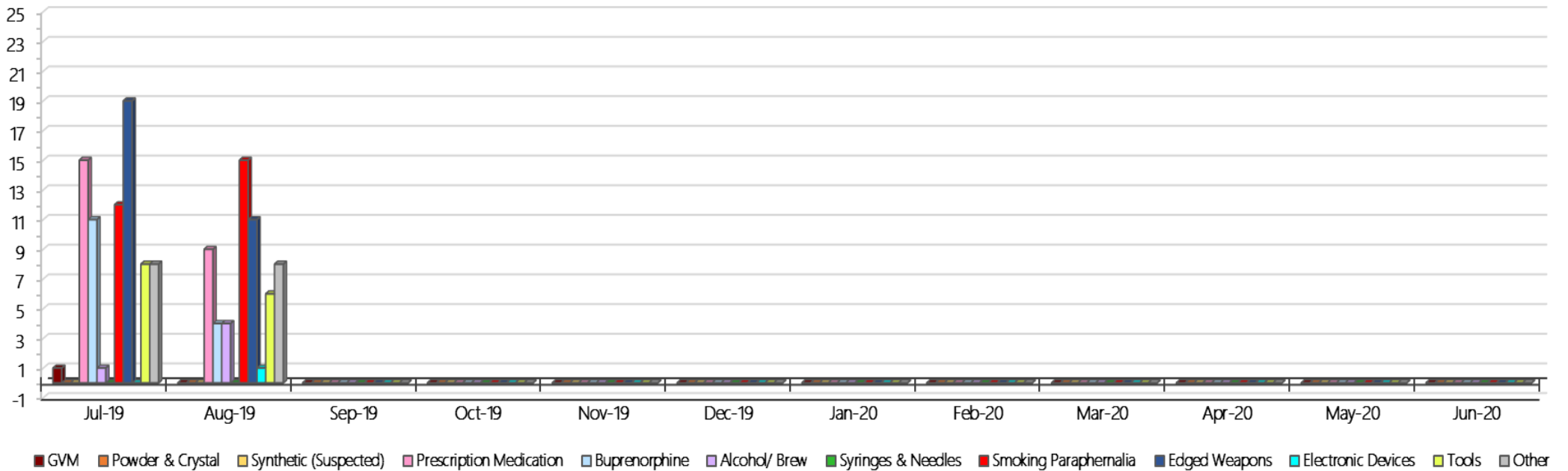
Ravenhall Count of Visitor Seizure Finds: 2019-2020

Ravenhall Count of Visitor Seizure Finds: 2019-2020



Ravenhall Count of Prisoner Seizure Finds: 2019-2020

Ravenhall Count of Prisoner Seizure Finds: 2019-2020



Beechworth Correctional Centre

Targeted and Random General Drug Test Results: 2019-2020

Beechworth	Jul-19	Aug-19	Sep-19	Oct-19	Nov-19	Dec-19	Jan-20	Feb-20	Mar-20	Apr-20	May-20	Jun-20	Average	Totals
Effective Sample - Targeted	43	35											39	78
Targeted Positives	0	0											0	0
Refusal	0	0											0	0
Unable	0	0											0	0
Interfered	0	0											0	0
Adulterated	0	0											0	0
Targeted % Tested Positive	0.00%	0.00%											0.00%	0.00%
Awaiting / Pending Results	0	1											1	1
Targeted Residual	0	0											0	0
Random tests collected	27	24											26	51
Tested Positive	0	0											0	0
Refusal (guilty)	0	0											0	0
Unable (not guilty)	0	0											0	0
Unable (guilty)	0	0											0	0
Interfered (guilty)	0	0											0	0
No test (valid reason)	0	0											0	0
No test (no valid reason)	0	0											0	0
Adulterated	0	0											0	0
Awaiting / Pending Results	1	0											1	1
Random Residual (PIMS URAR030)	0	0												0
Effective Sample - Random General	27	24											26	51
% Tested positive	0.00%	0.00%											0.00%	
% Prisoner guilty, positive equivalents	0.00%	0.00%											0.00%	
% Total prisoner fails	0.00%	0.00%											0.00%	
% No test without valid reason	0.00%	0.00%											0.00%	
Random General Benchmark 1.80%	1.80%	1.80%	1.80%	1.80%	1.80%	1.80%	1.80%	1.80%	1.80%	1.80%	1.80%	1.80%	YTD	
% Failures for SDO	0.00%	0.00%											0.00%	

Beechworth - Drugs Identified Through Testing by Drug Type: 2019-2020

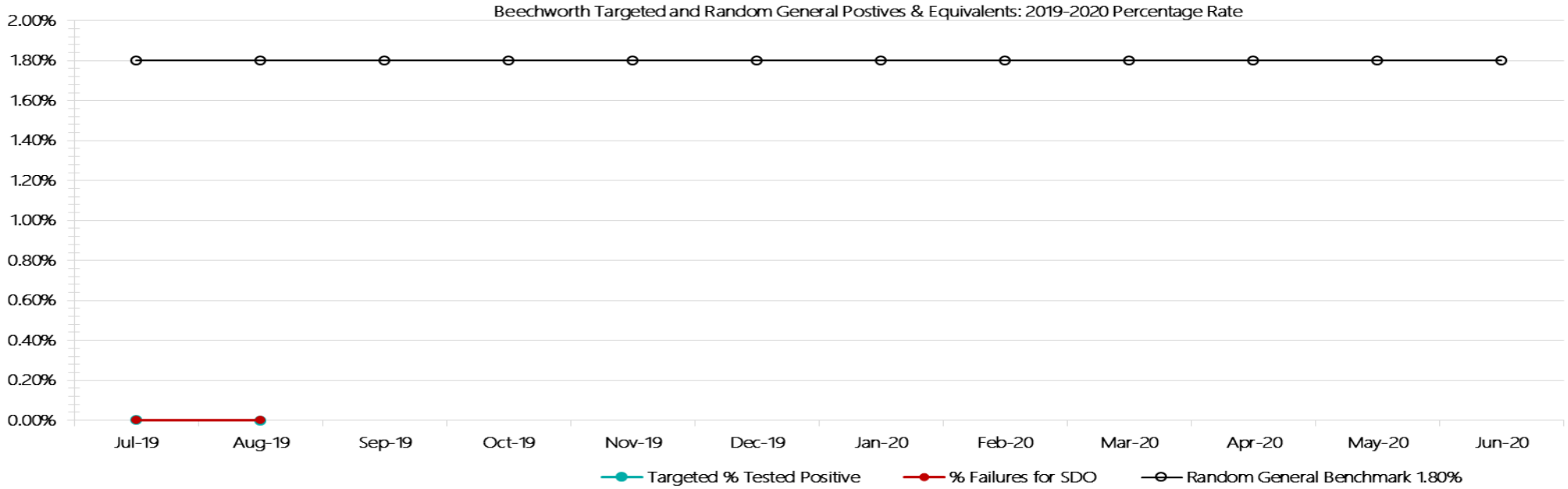
Beechworth	Amphetamines	Methamphetamines	Cocaine	Opiates	Benzodiazepines	Cannabinoids	Ethanol**	Methadone	ADP*	APS*	Steroids**	Buprenorphine	NOA*	Total
Jul-19	0	0	0	0	0	0	0	0	0	0	0	0	0	0
Aug-19	0	1	0	0	0	0	0	0	0	0	0	0	0	1
Sep-19														
Oct-19														
Nov-19														
Dec-19														
Jan-20														
Feb-20														
Mar-20														
Apr-20														
May-20														
Jun-20														
Beechworth YTD	0	1	0	0	0	0	0	0	0	0	0	0	0	1
<i>All Prisons YTD</i>	<i>31</i>	<i>56</i>	<i>0</i>	<i>8</i>	<i>4</i>	<i>7</i>	<i>2</i>	<i>11</i>	<i>15</i>	<i>4</i>	<i>0</i>	<i>373</i>	<i>0</i>	<i>511</i>
<i>Beechworth % of Total</i>	<i>0.00%</i>	<i>1.79%</i>	<i>0.00%</i>	<i>0.00%</i>	<i>0.00%</i>	<i>0.00%</i>	<i>0.00%</i>	<i>0.00%</i>	<i>0.00%</i>	<i>0.00%</i>	<i>0.00%</i>	<i>0.00%</i>	<i>0.00%</i>	<i>0.20%</i>

Beechworth Seizures of Contraband: Visitors & Prisoners: 2019-2020

Visitors	GVM		Powder & Crystal		Synthetic (Suspected)		Prescription Medication		Buprenorphine		Alcohol & Home Brew		Syringes & Needles		Smoking Paraphernalia		Edged Weapons		Electronic Devices		Tools		Other	
	Finds	Gms	Finds	Gms	Finds	Gms	Finds	Qty	Finds	Qty	Finds	Ltrs	Finds	Qty	Finds	Qty	Finds	Qty	Finds	Qty	Finds	Qty	Finds	Qty
BCC																								
Jul-19	0	0.00	0	0.00	0	0.00	0	0.00	0	0.00	0	0.000	0	0	0	0	0	0	0	0	0	0	0	0
Aug-19	0	0.00	0	0.00	0	0.00	0	0.00	0	0.00	0	0.000	0	0	0	0	0	0	0	0	0	0	0	0
Sep-19																								
Oct-19																								
Nov-19																								
Dec-19																								
Jan-20																								
Feb-20																								
Mar-20																								
Apr-20																								
May-20																								
Jun-20																								
Total	0	0.00	0	0.00	0	0.00	0	0.00	0	0.00	0	0.000	0	0	0	0	0	0	0	0	0	0	0	0

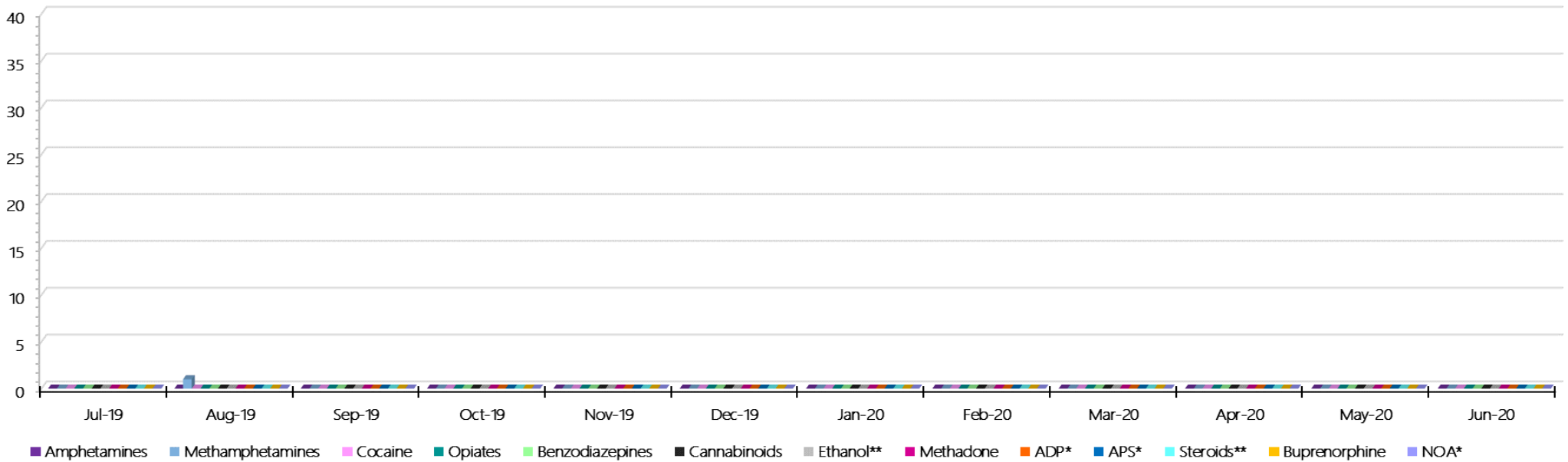
Prisoners	GVM		Powder & Crystal		Synthetic (Suspected)		Prescription Medication		Buprenorphine		Alcohol & Home Brew		Syringes & Needles		Smoking Paraphernalia		Edged Weapons		Electronic Devices		Tools		Other	
	Finds	Gms	Finds	Gms	Finds	Gms	Finds	Qty	Finds	Qty	Finds	Ltrs	Finds	Qty	Finds	Qty	Finds	Qty	Finds	Qty	Finds	Qty	Finds	Qty
BCC																								
Jul-19	0	0.00	0	0.00	0	0.00	0	0.00	0	0.00	0	0.000	0	0	0	0	0	0	0	0	0	0	2	6
Aug-19	0	0.00	0	0.00	0	0.00	0	0.00	0	0.00	0	0.000	0	0	1	2	0	0	1	1	0	0	0	0
Sep-19																								
Oct-19																								
Nov-19																								
Dec-19																								
Jan-20																								
Feb-20																								
Mar-20																								
Apr-20																								
May-20																								
Jun-20																								
Total	0	0.00	0	0.00	0	0.00	0	0.00	0	0	0	0.000	0	0	1	2	0	0	1	1	0	0	2	6

Beechworth Targeted and Random General Drug Test Positives & Equivalents: 2019-2020



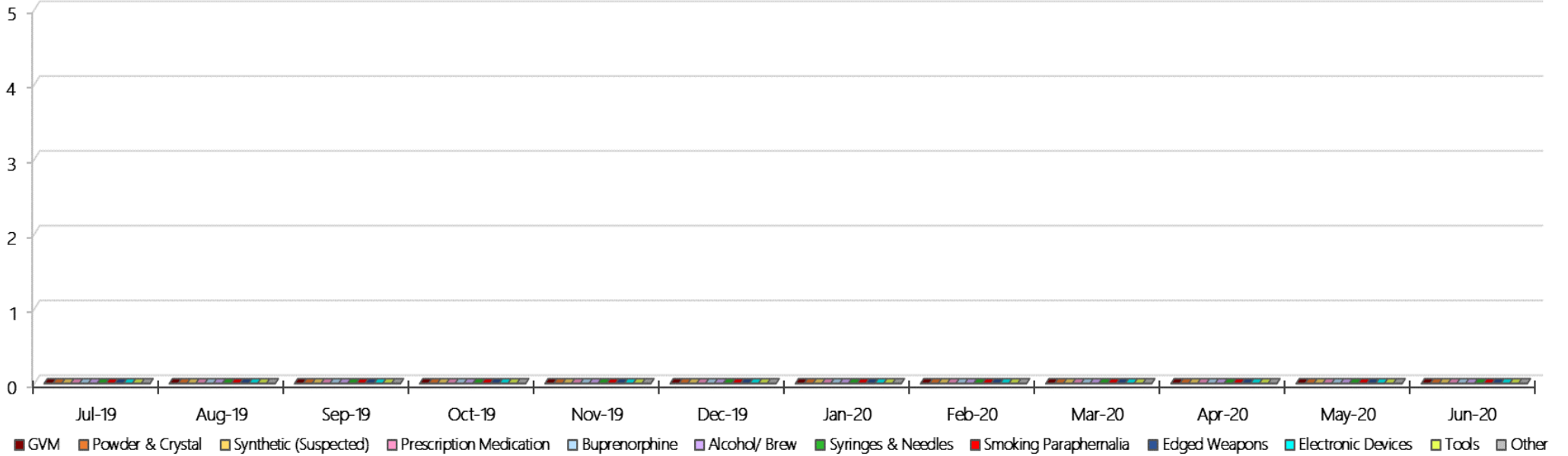
Beechworth Positive Test Results by Drug Type: 2019-2020

Beechworth Positive Test Results By Drug Type: 2019-2020



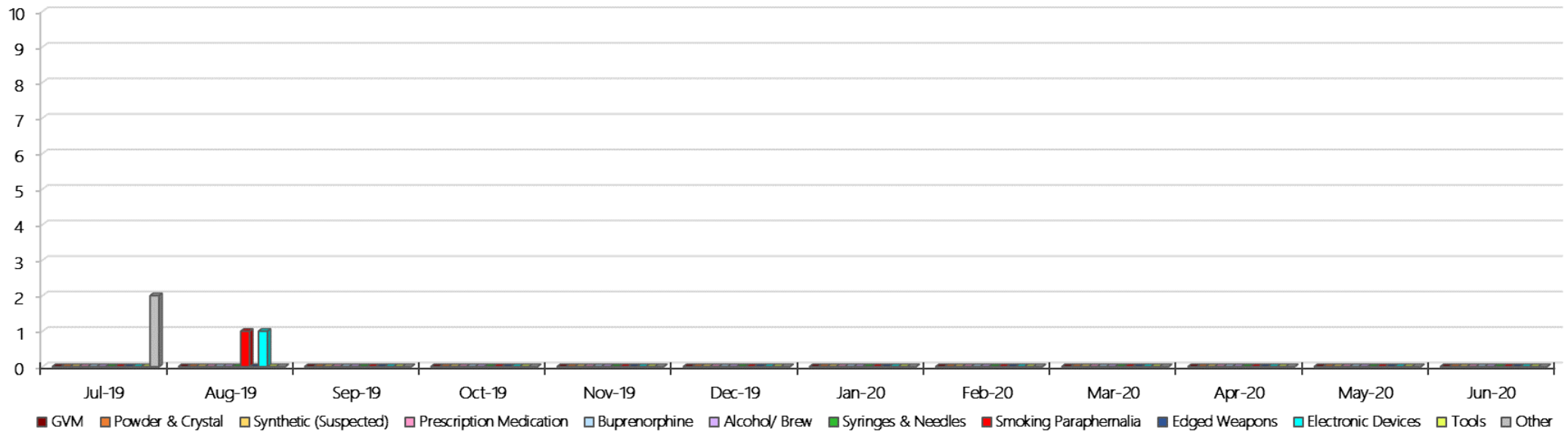
Beechworth Count of Visitor Seizure Finds: 2019-2020

Beechworth Count of Visitor Seizure Finds: 2019-2020



Beechworth Count of Prisoner Seizure Finds: 2019-2020

Beechworth Count of Prisoner Seizure Finds : 2019-2020



Dhurringile Prison

Targeted and Random General Drug Test Results: 2019-2020

Dhurringile	Jul-19	Aug-19	Sep-19	Oct-19	Nov-19	Dec-19	Jan-20	Feb-20	Mar-20	Apr-20	May-20	Jun-20	Average	Totals
Effective Sample - Targeted	130	90											110	220
Targeted Positives	5	1											3	6
Refusal	2	0											1	2
Unable	0	1											1	1
Interfered	0	0											0	0
Adulterated	0	0											0	0
Targeted % Tested Positive	5.38%	2.22%											4.09%	4.09%
Awaiting / Pending Results	0	1											1	1
Targeted Residual	1	0											1	1
Random tests collected	34	28											31	62
Tested Positive	1	0											1	1
Refusal (guilty)	0	0											0	0
Unable (not guilty)	0	0											0	0
Unable (guilty)	0	0											0	0
Interfered (guilty)	0	0											0	0
No test (valid reason)	0	0											0	0
No test (no valid reason)	0	0											0	0
Adulterated	0	0											0	0
Awaiting / Pending Results	0	0											0	0
Random Residual (PIMS URAR030)	0	0											0	0
Effective Sample - Random General	34	28											31	62
% Tested positive	2.94%	0.00%											1.47%	
% Prisoner guilty, positive equivalents	0.00%	0.00%											0.00%	
% Total prisoner fails	2.94%	0.00%											1.47%	
% No test without valid reason	0.00%	0.00%											0.00%	
Random General Benchmark 3.50%	3.50%	3.50%	3.50%	3.50%	3.50%	3.50%	3.50%	3.50%	3.50%	3.50%	3.50%	3.50%	YTD	
% Failures for SDO	2.94%	0.00%											1.61%	

Dhurringile - Drugs Identified Through Testing by Drug Type: 2019-2020

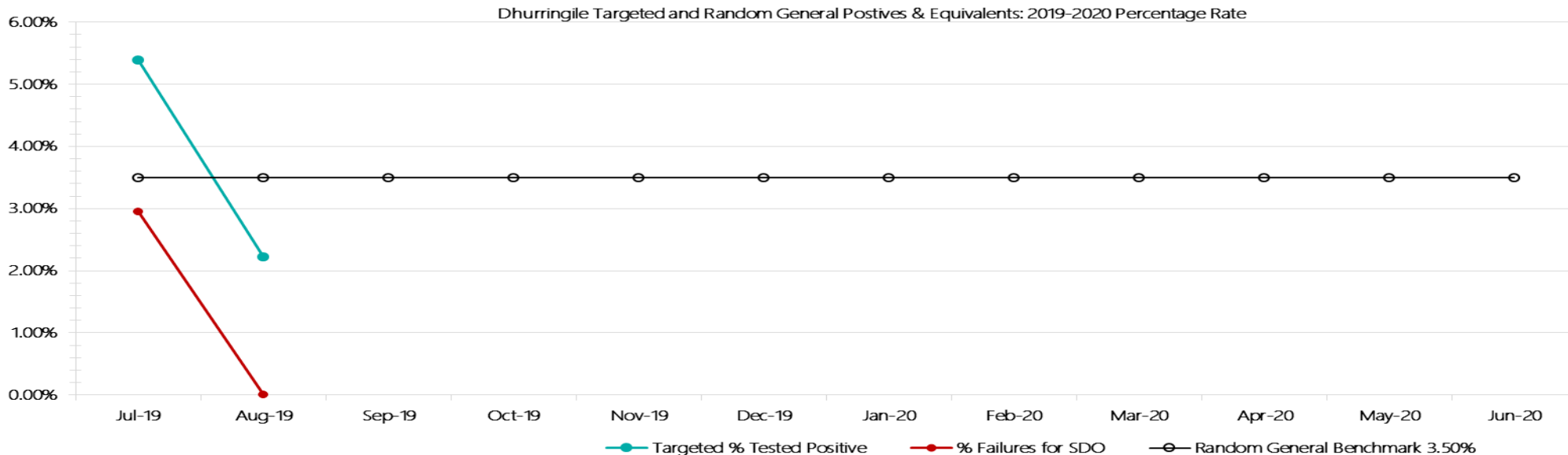
Dhurringile	Amphetamines	Methamphetamines	Cocaine	Opiates	Benzodiazepines	Cannabinoids	Ethanol**	Methadone	ADP*	APS*	Steroids**	Buprenorphine	NOA*	Total
Jul-19	2	3	0	1	0	0	0	0	0	0	0	3	0	9
Aug-19	0	0	0	0	0	0	0	0	0	0	0	1	0	1
Sep-19														
Oct-19														
Nov-19														
Dec-19														
Jan-20														
Feb-20														
Mar-20														
Apr-20														
May-20														
Jun-20														
Dhurringile YTD	2	3	0	1	0	0	0	0	0	0	0	4	0	10
<i>All Prisons YTD</i>	<i>31</i>	<i>56</i>	<i>0</i>	<i>8</i>	<i>4</i>	<i>7</i>	<i>2</i>	<i>11</i>	<i>15</i>	<i>4</i>	<i>0</i>	<i>373</i>	<i>0</i>	<i>511</i>
<i>Dhurringile % of Total</i>	<i>6.45%</i>	<i>5.36%</i>	<i>0.00%</i>	<i>12.50%</i>	<i>0.00%</i>	<i>0.00%</i>	<i>0.00%</i>	<i>0.00%</i>	<i>0.00%</i>	<i>0.00%</i>	<i>0.00%</i>	<i>1.07%</i>	<i>0.00%</i>	<i>1.96%</i>

Dhurringile Seizures of Contraband: Visitors & Prisoners: 2019-2020

Visitors	GVM		Powder & Crystal		Synthetic (Suspected)		Prescription Medication		Buprenorphine		Alcohol & Home Brew		Syringes & Needles		Smoking Paraphernalia		Edged Weapons		Electronic Devices		Tools		Other	
	D'gile	Finds	Gms	Finds	Gms	Finds	Gms	Finds	Qty	Finds	Qty	Finds	Ltrs	Finds	Qty	Finds	Qty	Finds	Qty	Finds	Qty	Finds	Qty	
Jul-19	0	0.00	0	0.00	0	0.00	0	0.00	0	0.00	0	0.000	0	0	0	0	0	0	0	0	0	0	0	0
Aug-19	0	0.00	0	0.00	0	0.00	0	0.00	0	0.00	0	0.000	0	0	0	0	0	0	0	0	0	0	0	0
Sep-19																								
Oct-19																								
Nov-19																								
Dec-19																								
Jan-20																								
Feb-20																								
Mar-20																								
Apr-20																								
May-20																								
Jun-20																								
Total	0	0.00	0	0.00	0	0.00	0	0.00	0	0.00	0	0.000	0	0	0	0	0	0	0	0	0	0	0	0

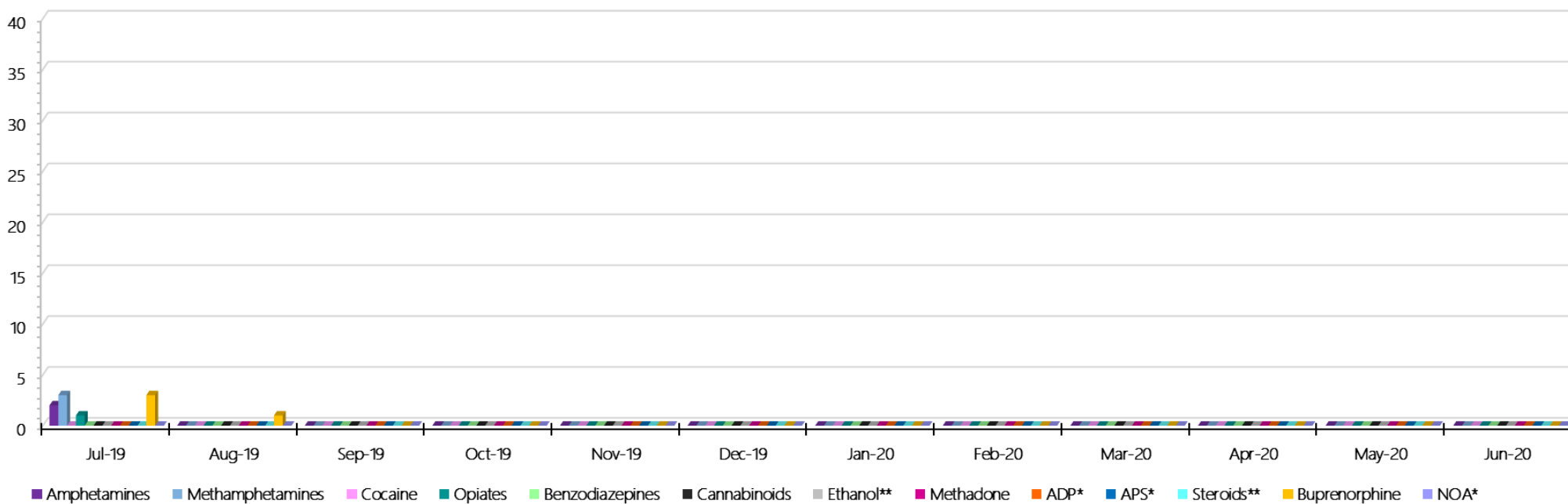
Prisoners	GVM		Powder & Crystal		Synthetic (Suspected)		Prescription Medication		Buprenorphine		Alcohol & Home Brew		Syringes & Needles		Smoking Paraphernalia		Edged Weapons		Electronic Devices		Tools		Other	
	D'gile	Finds	Gms	Finds	Gms	Finds	Gms	Finds	Qty	Finds	Qty	Finds	Ltrs	Finds	Qty	Finds	Qty	Finds	Qty	Finds	Qty	Finds	Qty	
Jul-19	0	0.00	0	0.00	0	0.00	0	0.00	0	0.00	1	3.000	3	3	4	8	1	1	0	0	1	4	1	1
Aug-19	0	0.00	0	0.00	0	0.00	0	0.00	0	0.00	0	0.000	0	0	4	14	0	0	0	0	0	0	0	0
Sep-19																								
Oct-19																								
Nov-19																								
Dec-19																								
Jan-20																								
Feb-20																								
Mar-20																								
Apr-20																								
May-20																								
Jun-20																								
Total	0	0.00	0	0.00	0	0.00	0	0.00	0	0.00	1	3.000	3	3	8	22	1	1	0	0	1	4	1	1

Dhurringile Targeted and Random General Drug Test Positives & Equivalents: 2019-2020



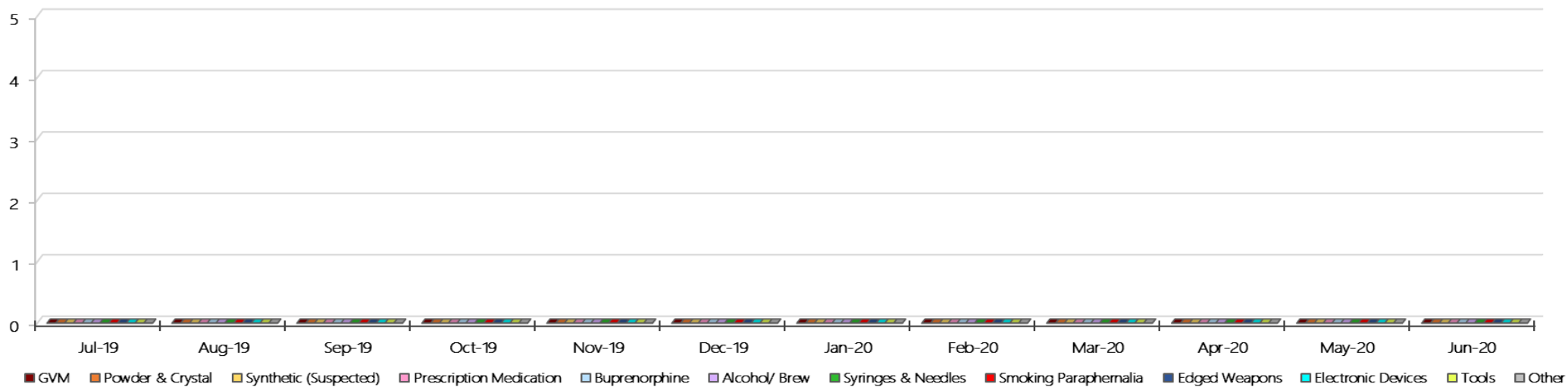
Dhurringile Positive Test Results by Drug Type: 2019-2020

Dhurringile Positive Test Results By Drug Type: 2019-2020



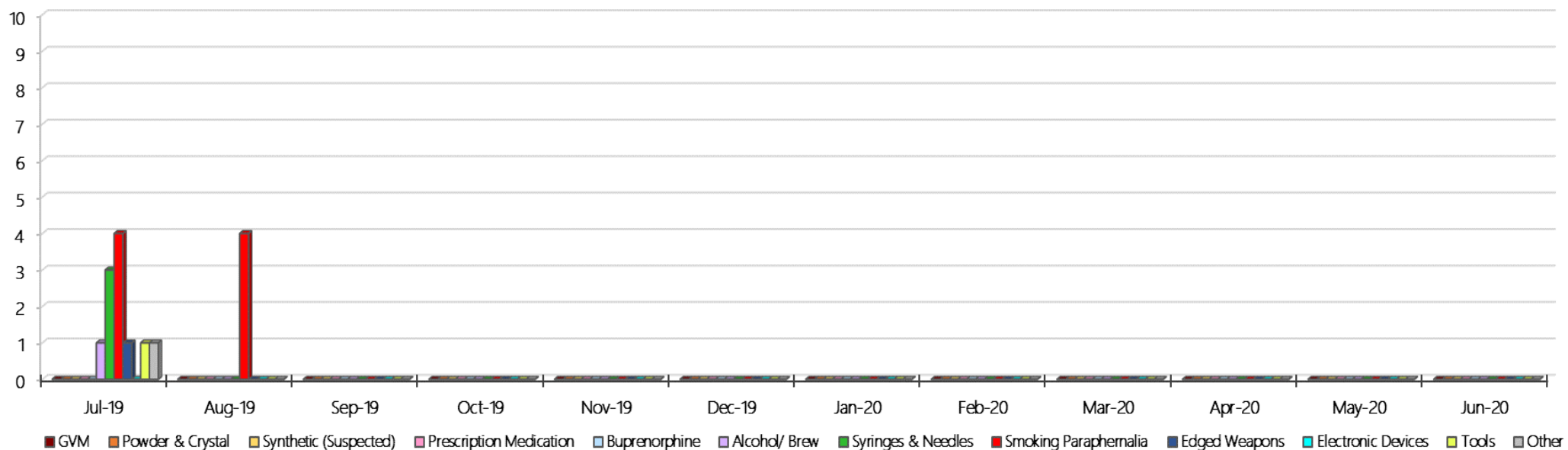
Dhurringile Count of Visitor Seizure Finds: 2019-2020

Dhurringile Count of Visitor Seizure Finds :2019-2020



Dhurringile Count of Prisoner Seizure Finds: 2019-2020

Dhurringile Count of Prisoner Seizure Finds: 2019-2020



Langi Kal Kal Prison

Targeted and Random General Drug Test Results: 2019-2020

Langi Kal Kal	Jul-19	Aug-19	Sep-19	Oct-19	Nov-19	Dec-19	Jan-20	Feb-20	Mar-20	Apr-20	May-20	Jun-20	Average	Totals
Effective Sample - Targeted	28	20											24	48
Targeted Positives	0	0											0	0
Refusal	0	0											0	0
Unable	0	0											0	0
Interfered	0	0											0	0
Adulterated	0	0											0	0
Targeted % Tested Positive	0.00%	0.00%											0.00%	0.00%
Awaiting / Pending Results	0	0											0	0
Targeted Residual	0	0											0	0
Random tests collected	55	46											51	101
Tested Positive	0	0											0	0
Refusal (guilty)	0	0											0	0
Unable (not guilty)	0	0											0	0
Unable (guilty)	0	0											0	0
Interfered (guilty)	0	0											0	0
No test (valid reason)	0	0											0	0
No test (no valid reason)	0	0											0	0
Adulterated	0	0											0	0
Awaiting / Pending Results	0	0											0	0
Random Residual (PIMS URAR030)	0	0											0	0
Effective Sample - Random General	55	46											51	101
% Tested positive	0.00%	0.00%											0.00%	
% Prisoner guilty, positive equivalents	0.00%	0.00%											0.00%	
% Total prisoner fails	0.00%	0.00%											0.00%	
% No test without valid reason	0.00%	0.00%											0.00%	
Random General Benchmark 1.50%	1.50%	1.50%	1.50%	1.50%	1.50%	1.50%	1.50%	1.50%	1.50%	1.50%	1.50%	1.50%	YTD	
% Failures for SDO	0.00%	0.00%											0.00%	

Langi Kal Kal - Drugs Identified Through Testing by Drug Type: 2019-2020

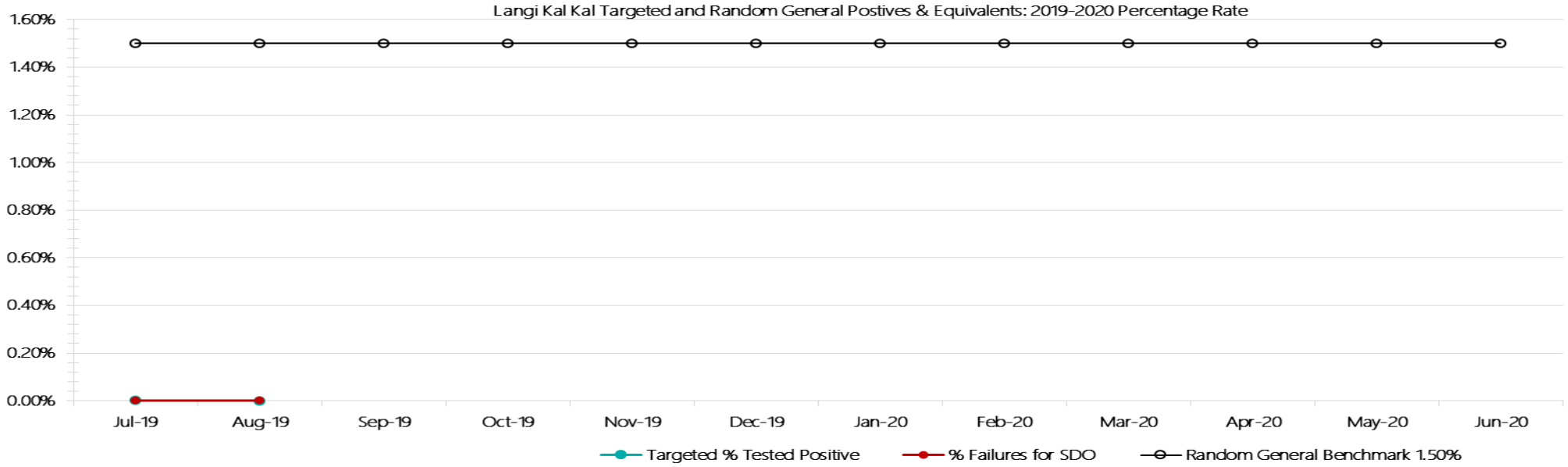
Langi Kal Kal	Amphetamines	Methamphetamines	Cocaine	Opiates	Benzodiazepines	Cannabinoids	Ethanol**	Methodone	ADP*	APS*	Steroids**	Buprenorphine	NOA*	Total
Jul-19	0	0	0	0	0	0	0	0	0	0	0	0	0	0
Aug-19	0	0	0	0	0	0	0	0	0	0	0	0	0	0
Sep-19														
Oct-19														
Nov-19														
Dec-19														
Jan-20														
Feb-20														
Mar-20														
Apr-20														
May-20														
Jun-20														
Langi Kal Kal YTD	0	0	0	0	0	0	0	0	0	0	0	0	0	0
All Prisons YTD	31	56	0	8	4	7	2	11	15	4	0	373	0	511
Langi Kal Kal % of Total	0.00%	0.00%	0.00%	0.00%	0.00%	0.00%	0.00%	0.00%	0.00%	0.00%	0.00%	0.00%	0.00%	0.00%

Langi Kal Kal Seizures of Contraband: Visitors & Prisoners: 2019-2020

Visitors	GVM		Powder & Crystal		Synthetic (Suspected)		Prescription Medication		Buprenorphine		Alcohol & Home Brew		Syringes & Needles		Smoking Paraphernalia		Edged Weapons		Electronic Devices		Tools		Other		
	LKK	Finds	Gms	Finds	Gms	Finds	Gms	Finds	Qty	Finds	Qty	Finds	Ltrs	Finds	Qty	Finds	Qty	Finds	Qty	Finds	Qty	Finds	Qty	Finds	Qty
Jul-19	0	0	0.00	0	0.00	0	0.00	0	0.00	0	0.00	0	0.000	0	0	0	0	0	0	0	0	0	0	0	0
Aug-19	0	0	0.00	0	0.00	0	0.00	0	0.00	0	0.00	0	0.000	0	0	0	0	0	0	0	0	0	0	0	0
Sep-19																									
Oct-19																									
Nov-19																									
Dec-19																									
Jan-20																									
Feb-20																									
Mar-20																									
Apr-20																									
May-20																									
Jun-20																									
Total	0	0	0.00	0	0.00	0	0.00	0	0.00	0	0.00	0	0.000	0	0	0	0	0	0	0	0	0	0	0	0

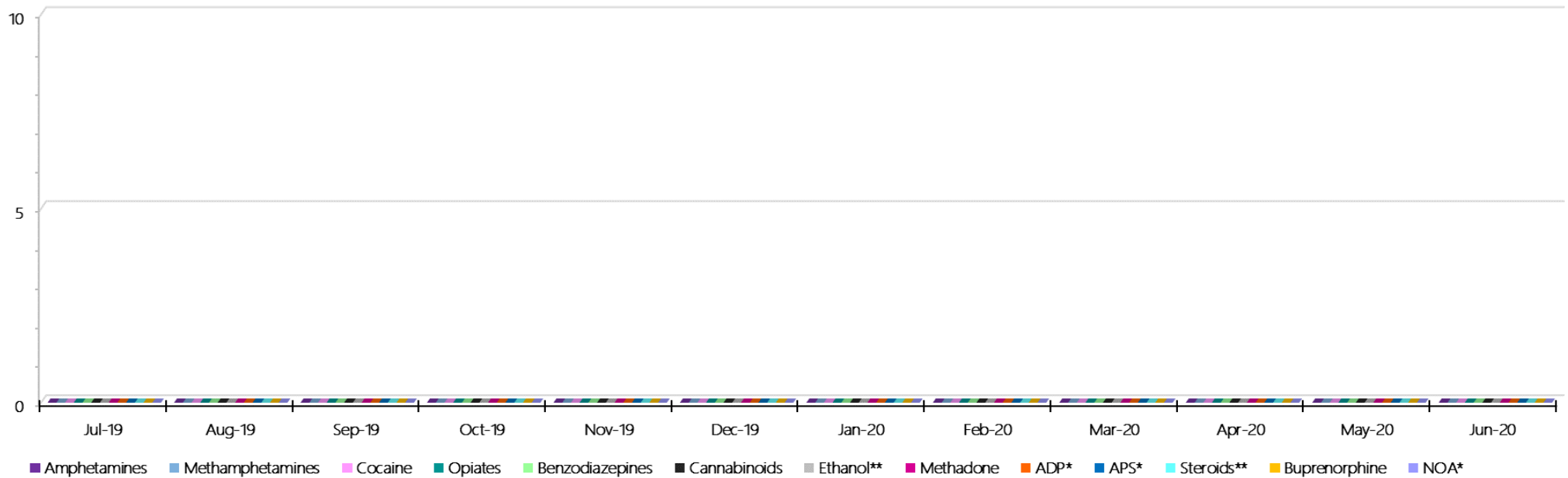
Prisoners	GVM		Powder & Crystal		Synthetic (Suspected)		Prescription Medication		Buprenorphine		Alcohol & Home Brew		Syringes & Needles		Smoking Paraphernalia		Edged Weapons		Electronic Devices		Tools		Other		
	LKK	Finds	Gms	Finds	Gms	Finds	Gms	Finds	Qty	Finds	Qty	Finds	Ltrs	Finds	Qty	Finds	Qty	Finds	Qty	Finds	Qty	Finds	Qty	Finds	Qty
Jul-19	0	0	0.00	0	0.00	0	0.00	0	0.00	0	0.00	0	0.000	0	0	0	0	1	2	0	0	1	1	1	1
Aug-19	0	0	0.00	0	0.00	0	0.00	0	0.00	0	0.00	0	0.000	0	0	0	0	0	0	0	0	0	0	0	0
Sep-19																									
Oct-19																									
Nov-19																									
Dec-19																									
Jan-20																									
Feb-20																									
Mar-20																									
Apr-20																									
May-20																									
Jun-20																									
Total	0	0	0.00	0	0.00	0	0.00	0	0.00	0	0.00	0	0.000	0	0	0	0	1	2	0	0	1	1	1	1

Langi Kal Kal Targeted and Random General Drug Test Positives & Equivalents: 2019-2020



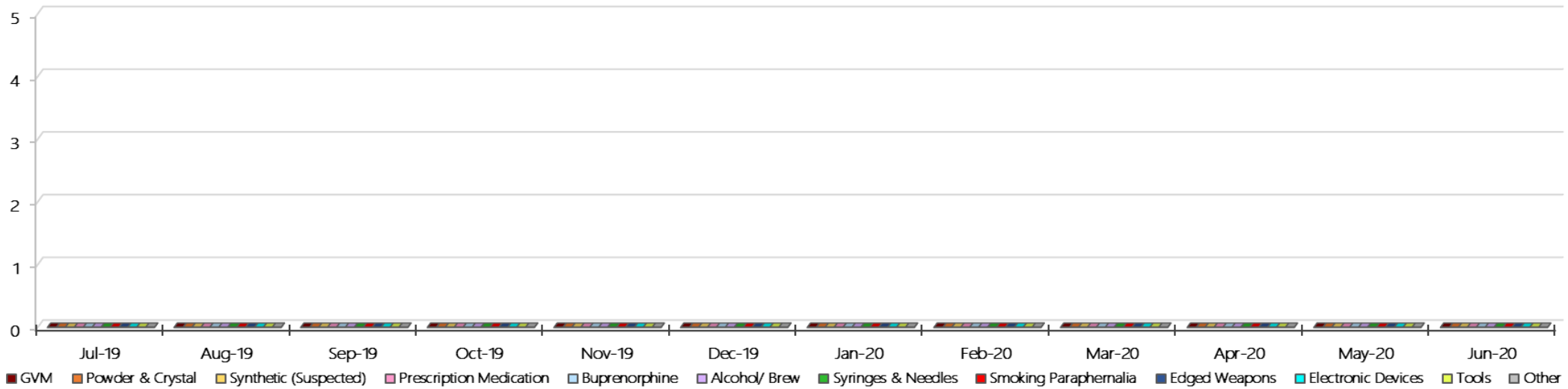
Langi Kal Kal Positive Test Results by Drug Type: 2019-2020

Langi Kal Kal Positive Test Results By Drug Type: 2019-2020



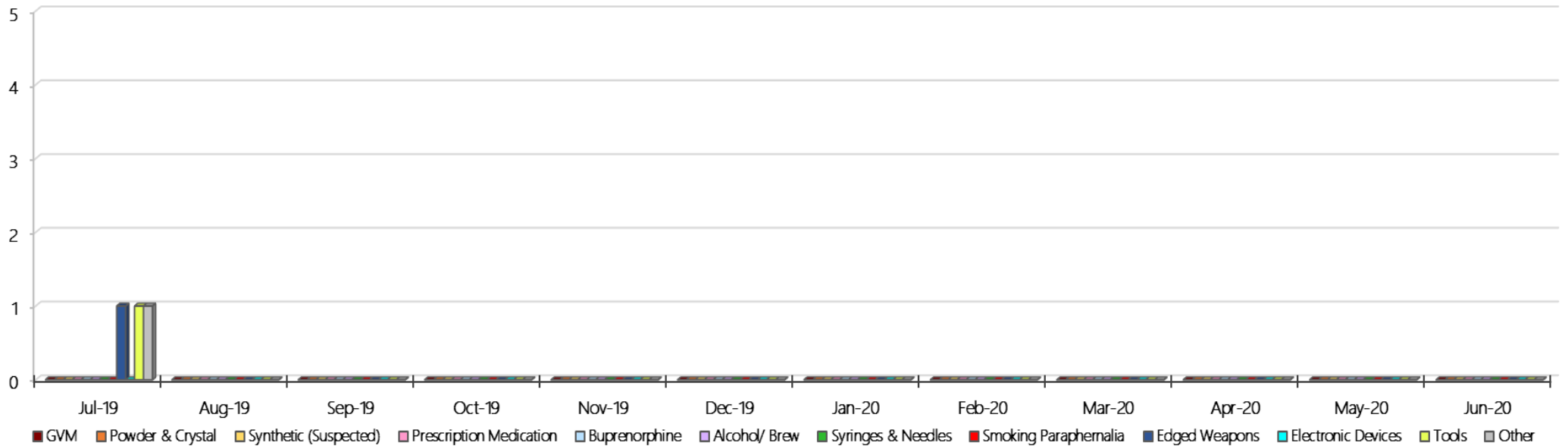
Langi Kal Kal Count of Visitor Seizure Finds: 2019-2020

Langi Kal Kal Count of Visitor Seizure Finds: 2019-2020



Langi Kal Kal Count of Prisoner Seizure Finds: 2019-2020

Langi Kal Kal Count of Prisoner Seizure Finds: 2019-2020



Tarrengower Prison

Targeted and Random General Drug Test Results: 2018-2019

Tarrengower	Jul-19	Aug-19	Sep-19	Oct-19	Nov-19	Dec-19	Jan-20	Feb-20	Mar-20	Apr-20	May-20	Jun-20	Average	Totals
Effective Sample - Targeted	7	3											5	10
Targeted Positives	0	0											0	0
Refusal	0	0											0	0
Unable	0	0											0	0
Interfered	0	0											0	0
Adulterated	0	0											0	0
Targeted % Tested Positive	0.00%	0.00%											0.00%	0.00%
Awaiting / Pending Results	0	0											0	0
Targeted Residual	0	0											0	0
Random tests collected	10	8											9	18
Tested Positive	0	0											0	0
Refusal (guilty)	0	0											0	0
Unable (not guilty)	0	0											0	0
Unable (guilty)	0	0											0	0
Interfered (guilty)	0	0											0	0
No test (valid reason)	0	0											0	0
No test (no valid reason)	0	0											0	0
Adulterated	0	0											0	0
Awaiting / Pending Results	0	0											0	0
Random Residual (PIMS URAR030)	0	0											0	0
Effective Sample - Random General	10	8											9	18
% Tested positive	0.00%	0.00%											0.00%	
% Prisoner guilty, positive equivalents	0.00%	0.00%											0.00%	
% Total prisoner fails	0.00%	0.00%											0.00%	
% No test without valid reason	0.00%	0.00%											0.00%	
Random General Benchmark 1.50%	1.50%	1.50%	1.50%	1.50%	1.50%	1.50%	1.50%	1.50%	1.50%	1.50%	1.50%	1.50%	YTD	
% Failures for SDO	0.00%	0.00%											0.00%	

Tarrengower - Drugs Identified Through Testing by Drug Type: 2019-2020

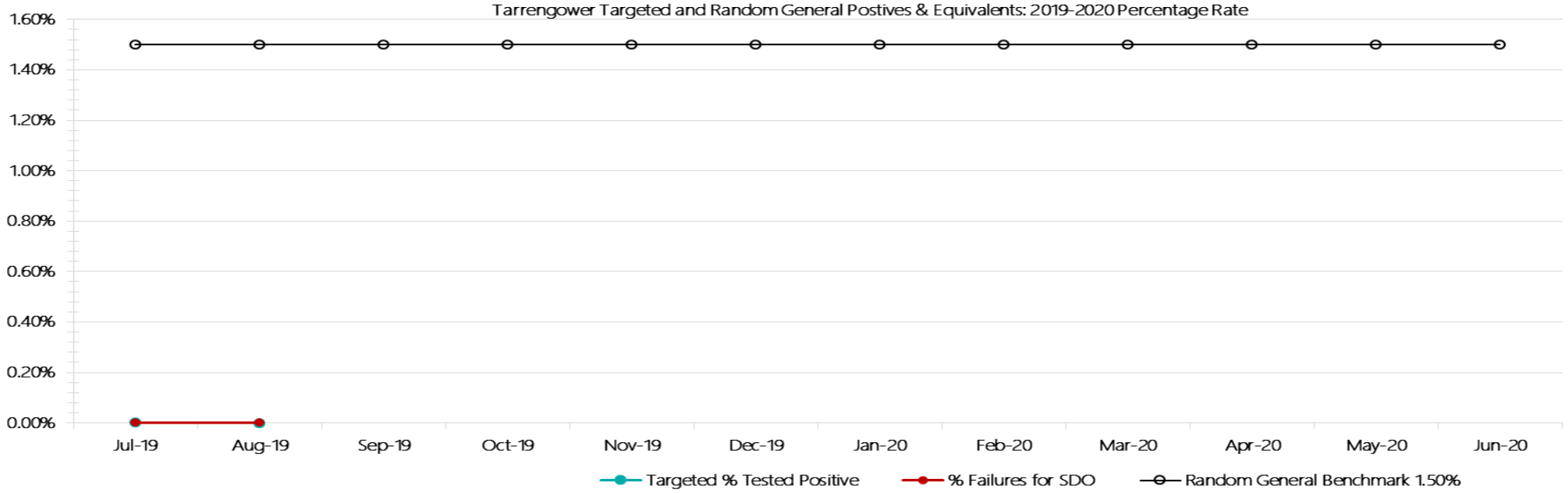
Tarrengower	Amphetamines	Methamphetamines	Cocaine	Opiates	Benzodiazepines	Cannabinoids	Ethanol**	Methadone	ADP*	APS*	Steroids**	Buprenorphine	NOA*	Total
Jul-19	0	0	0	0	0	0	0	0	0	0	0	0	0	0
Aug-19	0	0	0	0	0	0	0	0	0	0	0	0	0	0
Sep-19														
Oct-19														
Nov-19														
Dec-19														
Jan-20														
Feb-20														
Mar-20														
Apr-20														
May-20														
Jun-20														
Tarrengower YTD	0	0	0	0	0	0	0	0	0	0	0	0	0	0
All Prisons YTD	31	56	0	8	4	7	2	11	15	4	0	373	0	511
Tarrengower % of Total	0.00%	0.00%	0.00%	0.00%	0.00%	0.00%	0.00%	0.00%	0.00%	0.00%	0.00%	0.00%	0.00%	0.00%

Tarrengower Seizures of Contraband: Visitors & Prisoners: 2019-2020

Visitors	GVM		Powder & Crystal		Synthetic (Suspected)		Prescription Medication		Buprenorphine		Alcohol & Home Brew		Syringes		Smoking Paraphernalia		Edged Weapons		Electronic Devices		Tools		Other		
	T'gower	Finds	Gms	Finds	Gms	Finds	Gms	Finds	Qty	Finds	Qty	Finds	Ltrs	Finds	Qty	Finds	Qty	Finds	Qty	Finds	Qty	Finds	Qty	Finds	Qty
Jul-19	0	0.00	0	0.00	0	0.00	0	0.00	0	0.00	0	0.000	0	0	0	0	0	0	0	0	0	0	0	1	1
Aug-19	0	0.00	0	0.00	0	0.00	0	0.00	0	0.00	0	0.000	0	0	0	0	0	0	0	0	0	0	0	0	0
Sep-19																									
Oct-19																									
Nov-19																									
Dec-19																									
Jan-20																									
Feb-20																									
Mar-20																									
Apr-20																									
May-20																									
Jun-20																									
Total	0	0.00	0	0.00	0	0.00	0	0.00	0	0.00	0	0.000	0	0	0	0	0	0	0	0	0	0	0	1	1

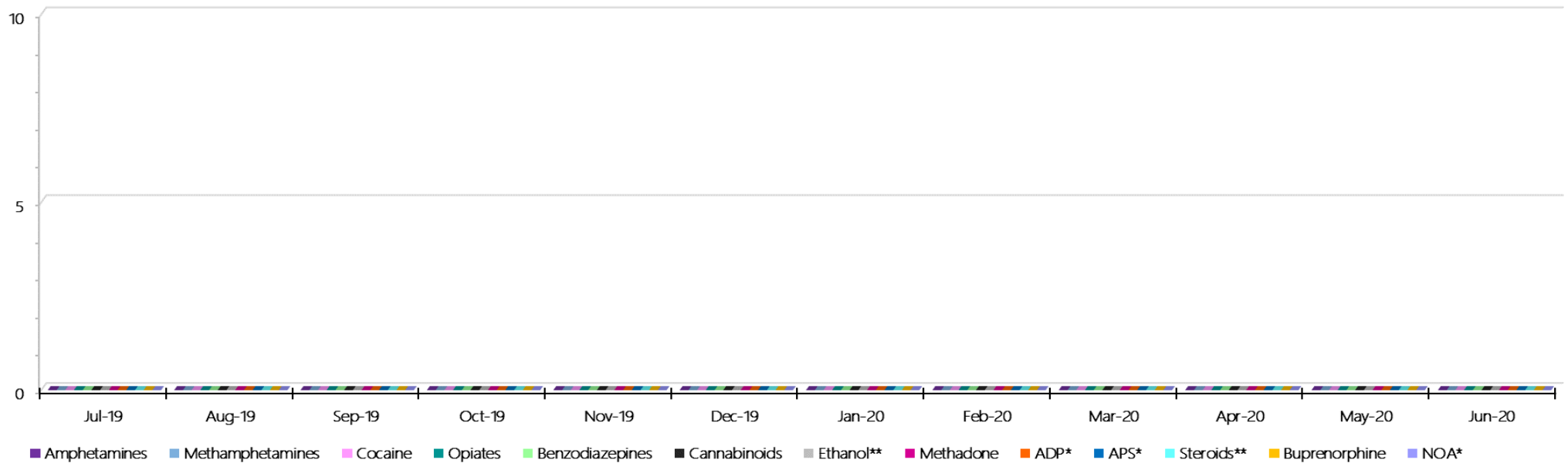
Prisoners	GVM		Powder & Crystal		Synthetic (Suspected)		Prescription Medication		Buprenorphine		Alcohol & Home Brew		Syringes		Smoking Paraphernalia		Edged Weapons		Electronic Devices		Tools		Other		
	T'gower	Finds	Gms	Finds	Gms	Finds	Gms	Finds	Qty	Finds	Qty	Finds	Ltrs	Finds	Qty	Finds	Qty	Finds	Qty	Finds	Qty	Finds	Qty	Finds	Qty
Jul-19	0	0.00	0	0.00	0	0.00	0	0.00	0	0.00	0	0.000	0	0	0	0	0	0	0	0	0	0	0	2	1.1
Aug-19	0	0.00	0	0.00	0	0.00	0	0.00	0	0.00	0	0.000	0	0	0	0	0	0	0	0	0	0	0	0	0
Sep-19																									
Oct-19																									
Nov-19																									
Dec-19																									
Jan-20																									
Feb-20																									
Mar-20																									
Apr-20																									
May-20																									
Jun-20																									
Total	0	0.00	0	0.00	0	0.00	0	0.00	0	0.00	0	0.000	0	0	0	0	0	0	0	0	0	0	0	2	1.1

Tarngower Targeted and Random General Drug Test Positives & Equivalents: 2019-2020



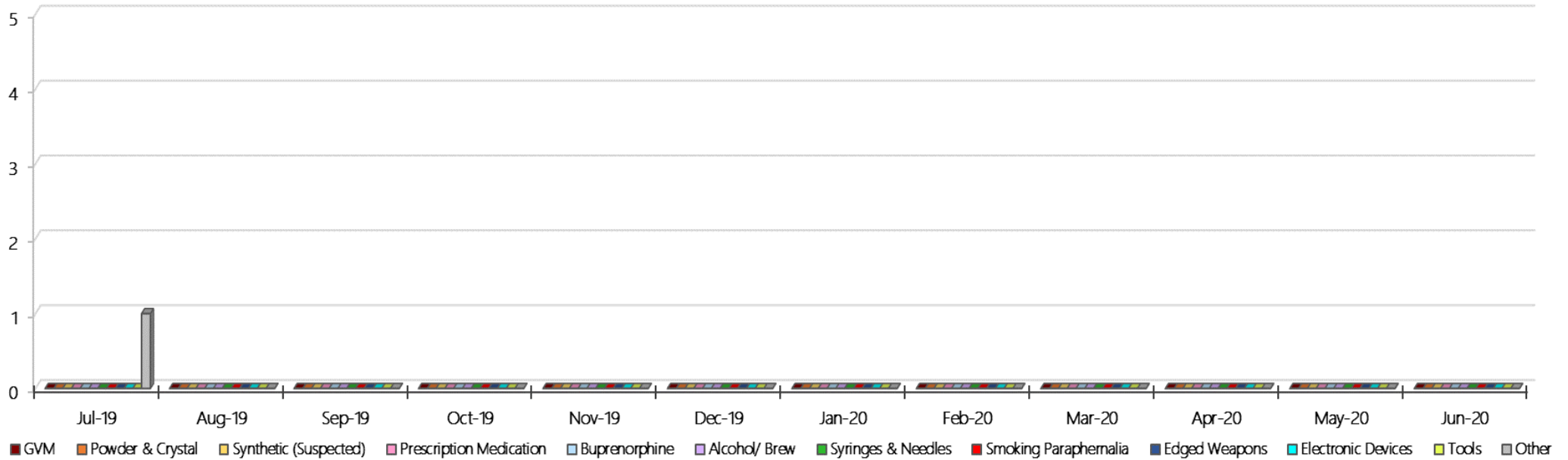
Tarngower Positive Test Results by Drug Type: 2019-2020

Tarngower Positive Test Results By Drug Type: 2019-2020



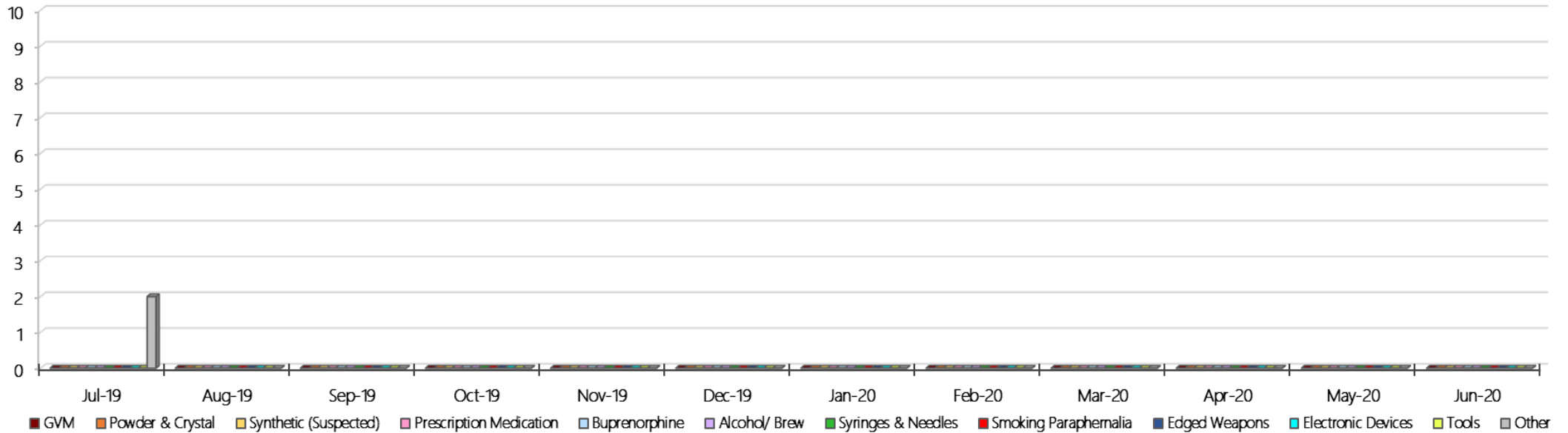
Tarrengower Count of Visitor Seizure Finds: 2019-2020

Tarrengower Count of Visitor Seizure Finds: 2019-2020



Tarrengower Count of Prisoner Seizure Finds: 2019-2020

Tarrengower Count of Prisoner Seizure Finds: 2019-2020



Judy Lazarus Transition Centre Targeted and Random General Drug Test Results: 2019-2020

JLTC	Jul-19	Aug-19	Sep-19	Oct-19	Nov-19	Dec-19	Jan-20	Feb-20	Mar-20	Apr-20	May-20	Jun-20	Average	Totals
Effective Sample - Targeted	1	1											1	2
Targeted Positives	0	0											0	0
Refusal	0	0											0	0
Unable	0	0											0	0
Interfered	0	0											0	0
Adulterated	0	0											0	0
Targeted % Tested Positive	0.00%	0.00%											0.00%	0.00%
Awaiting / Pending Results	0	0											0	0
Targeted Residual	0	0											0	0
Random tests collected	4	4											4	8
Tested Positive	0	0											0	0
Refusal (guilty)	0	0											0	0
Unable (not guilty)	0	0											0	0
Unable (guilty)	0	0											0	0
Interfered (guilty)	0	0											0	0
No test (valid reason)	1	0											1	1
No test (no valid reason)	0	0											0	0
Adulterated	0	0											0	0
Awaiting / Pending Results	0	0											0	0
Random Residual (PIMS URAR030)	0	0												0
Effective Sample - Random General	4	4											4	8
% Tested positive	0.00%	0.00%											0.00%	
% Prisoner guilty, positive equivalents	0.00%	0.00%											0.00%	
% Total prisoner fails	0.00%	0.00%											0.00%	
% No test without valid reason	0.00%	0.00%											0.00%	
Random General Benchmark 5.00%	3.50%	3.50%	3.50%	3.50%	3.50%	3.50%	3.50%	3.50%	3.50%	3.50%	3.50%	3.50%	YTD	
% Failures for SDO	0.00%	0.00%											0.00%	

JLTC - Drugs Identified Through Testing by Drug Type: 2019-2020

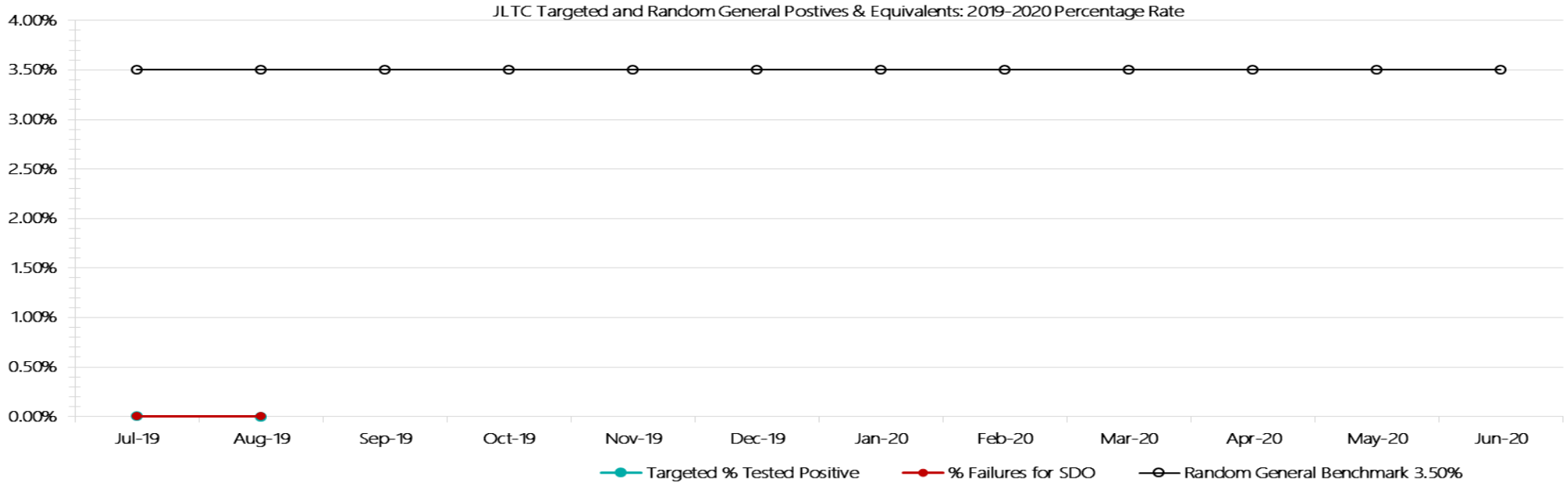
JLTC	Amphetamines	Methamphetamines	Cocaine	Opiates	Benzodiazepines	Cannabinoids	Ethanol**	Methodone	ADP*	APS*	Steroids**	Buprenorphine	NOA*	Total
Jul-19	0	0	0	0	0	0	0	0	0	0	0	0	0	0
Aug-19	0	0	0	0	0	0	0	0	0	0	0	0	0	0
Sep-19														
Oct-19														
Nov-19														
Dec-19														
Jan-20														
Feb-20														
Mar-20														
Apr-20														
May-20														
Jun-20														
JLTC YTD	0	0	0	0	0	0	0	0	0	0	0	0	0	0
<i>All Prisons YTD</i>	<i>31</i>	<i>56</i>	<i>0</i>	<i>8</i>	<i>4</i>	<i>7</i>	<i>2</i>	<i>11</i>	<i>15</i>	<i>4</i>	<i>0</i>	<i>373</i>	<i>0</i>	<i>511</i>
<i>JLTC % of Total</i>	<i>0.00%</i>	<i>0.00%</i>	<i>0.00%</i>	<i>0.00%</i>	<i>0.00%</i>	<i>0.00%</i>	<i>0.00%</i>	<i>0.00%</i>	<i>0.00%</i>	<i>0.00%</i>	<i>0.00%</i>	<i>0.00%</i>	<i>0.00%</i>	<i>0.00%</i>

JLTC Seizures of Contraband: Visitors & Prisoners: 2019-2020

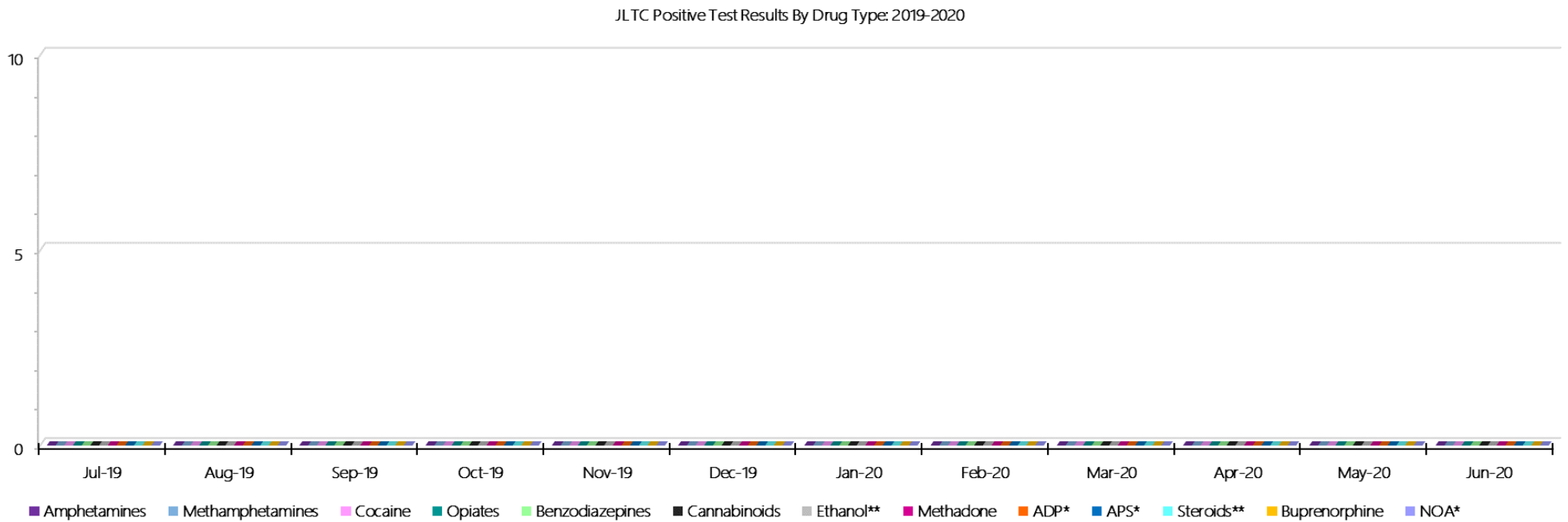
Visitors	GVM		Powder & Crystal		Synthetic (Suspected)		Prescription Medication		Buprenorphine		Alcohol & Home Brew		Syringes		Smoking Paraphernalia		Edged Weapons		Electronic Devices		Tools		Other	
	Finds	Gms	Finds	Gms	Finds	Gms	Finds	Qty	Finds	Qty	Finds	Ltrs	Finds	Qty	Finds	Qty	Finds	Qty	Finds	Qty	Finds	Qty	Finds	Qty
Jul-19	0	0.00	0	0.00	0	0.00	0	0.00	0	0.00	0	0.000	0	0	0	0	0	0	0	0	0	0	0	0
Aug-19	0	0.00	0	0.00	0	0.00	0	0.00	0	0.00	0	0.000	0	0	0	0	0	0	0	0	0	0	0	0
Sep-19																								
Oct-19																								
Nov-19																								
Dec-19																								
Jan-20																								
Feb-20																								
Mar-20																								
Apr-20																								
May-20																								
Jun-20																								
Total	0	0.00	0	0.00	0	0.00	0	0.00	0	0.00	0	0.000	0	0	0	0	0	0	0	0	0	0	0	0

Prisoners	GVM		Powder & Crystal		Synthetic (Suspected)		Prescription Medication		Buprenorphine		Alcohol & Home Brew		Syringes		Smoking Paraphernalia		Edged Weapons		Electronic Devices		Tools		Other	
	Finds	Gms	Finds	Gms	Finds	Gms	Finds	Qty	Finds	Qty	Finds	Ltrs	Finds	Qty	Finds	Qty	Finds	Qty	Finds	Qty	Finds	Qty	Finds	Qty
Jul-19	0	0.00	0	0.00	0	0.00	1	18.00	0	0.00	0	0.000	0	0	0	0	0	0	0	0	0	0	0	0
Aug-19	0	0.00	0	0.00	0	0.00	1	6.00	0	0.00	0	0.000	0	0	1	4	0	0	0	0	0	0	0	0
Sep-19																								
Oct-19																								
Nov-19																								
Dec-19																								
Jan-20																								
Feb-20																								
Mar-20																								
Apr-20																								
May-20																								
Jun-20																								
Total	0	0.00	0	0.00	0	0.00	2	24.00	0	0.00	0	0.000	0	0	1	4	0	0	0	0	0	0	0	0

JLTC Targeted and Random General Drug Test Positives & Equivalents: 2019-2020

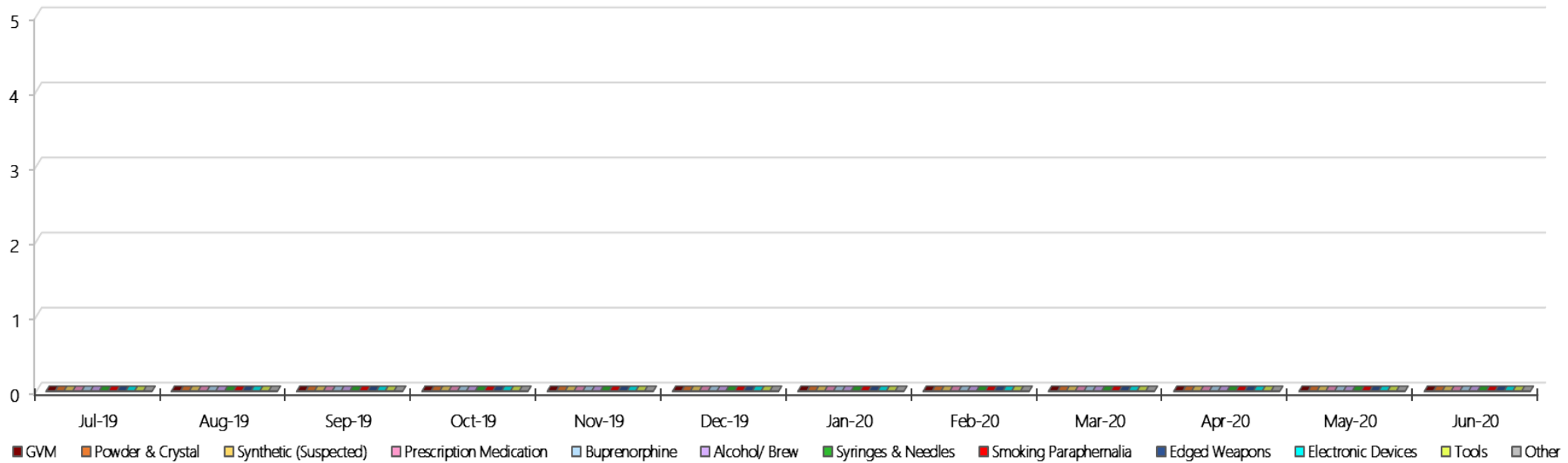


JLTC Positive Test Results by Drug Type: 2019-2020



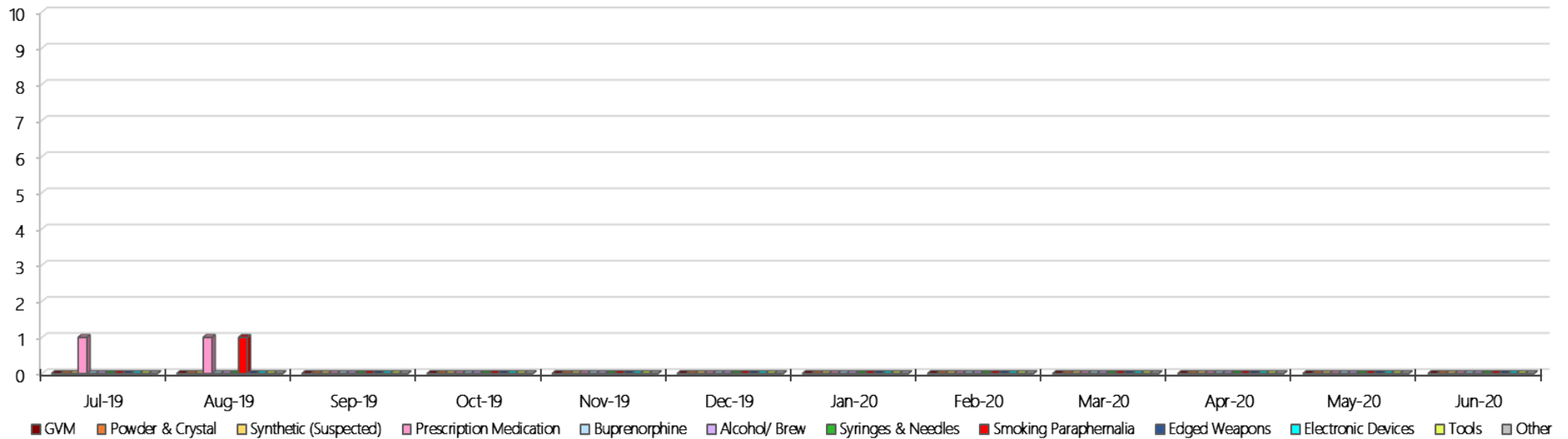
JLTC Count of Visitor Seizure Finds: 2019-2020

JLTC Count of Visitor Seizure Finds: 2019-2020



JLTC Count of Prisoner Seizure Finds: 2019-2020

JLTC Count of Prisoner Seizure Finds: 2019-2020



- PAGE LEFT BLANK INTENTIONALLY -