

# Corrections Victoria

## 2018-2019 Drugs in Victorian Prisons Report

June 2019

Report on Prohibited Drug Use and  
Contraband Seized in Victorian Prisons

The System Performance Branch produces the Drugs in Victorian Prisons Report (DIVPR) each month to provide data pertaining to drug use – both illicit use and prescription misuse - and contraband seizures in Victorian prisons. The report is provided on a monthly basis, and is made available to selected stakeholders, such as the Assistant Commissioner Security and Intelligence Division, Deputy Commissioner Operations, General Manager Security and Emergency Services Group, General Manager Corrections Victoria Intelligence Unit, and Prison General Managers and Regional Directors. The report is designed to provide information for consideration of action, including the deployment of resources to detect and reduce drugs in Victorian prisons.

The DIVPR specifically compiles and presents data in the following areas:

- drug test results for Random General and Targeted testing,
- types of drugs identified through drug testing,
- seizures of contraband from visitors and prisoners

The first section of the DIVPR provides a statewide overview of the above data, with the second section providing location specific data. In a bid to include details of all drug test results from the preceding month, compilation does not commence until after the 15<sup>th</sup> day of the following month. Information is provided by Prison Intelligence Units (seizures), the Drug Strategy Support Team (drug metabolite breakdowns), as well as the Monitoring, Standards and Reporting Unit (Random General – SDO8 data).

There has been an amendment to the seizure category of “Syringes”, which has been renamed to “Syringes & Needles”, to capture needles modified for drug use.

As part of the commitment to reducing the volume of strip searches in the women's prisons, Corrections Victoria has implemented a 12-month trial of saliva testing, which commenced in March 2019. The trial has replaced the majority of urine testing with an initial saliva test at Dame Phyllis Frost Centre and Tarrengower Prison. Due to the need for confirmatory testing, any prisoner returning a positive result on a saliva swab will be directed to complete a urine test.

As of February 2019 Corrections Victoria amended its data reporting process relating to the types of drugs detected within the prison system to more efficiently report on Methamphetamines. Whilst the number of Methamphetamine positives is accurate, the number of Amphetamine positives may be over represented. This is due to Methamphetamine positives coming from the drug 'ICE' and Amphetamines also being present in the majority of these positives due to the way the drug is manufactured and how it metabolises within the body.



## Table of Contents

STATEWIDE OVERVIEW .....	5
Drug Test Results: 2018-2019 .....	5
Graph of Targeted and Random General Drug Test Positives & Equivalents 2018-2019 .....	7
Targeted and Random General Drug Test Positives & Equivalents: 2018-2019 .....	8
Location Muster against Drug Tests Collected and % Positive.....	9
DRUGS IDENTIFIED THROUGH DRUG TESTING .....	10
Positive Drug Test Results by Drug Type per Prison Location – June 2019.....	10
Graph of Positive Drug Test Results: Drug Type by Prison – June 2019 .....	11
Current Financial Year and Previous Financial Years .....	12
Breakdown of Amphetamine & Opiate Drug Groups by Metabolite – 2018-2019 .....	13
Positive by Location – YTD 2018-2019.....	14
Percentage Positive by Location – YTD 2018-2019 .....	15
Positive by Location – 2017-2018.....	16
SEIZURES OF CONTRABAND BY ITEM TYPE .....	17
Visitors – June 2019.....	17
Graphs of Seizures of Contraband: Visitors – June 2019 & YTD 2018-2019.....	19
Graphs of Seizures of Contraband: Prisoners – June 2019 & YTD 2018-2019 .....	22
LOCATION SPECIFIC RESULTS .....	23
Barwon Prison.....	24
Melbourne Assessment Prison.....	29
Metropolitan Remand Centre .....	34
Port Phillip Prison .....	39

Dame Phyllis Frost Centre .....	44
Fulham Correctional Centre .....	49
Hopkins Correctional Centre.....	54
Karreenga (annex of Marngoneet) .....	59
Marngoneet Correctional Centre.....	64
Loddon Prison .....	69
Middleton (annex of Loddon) .....	74
Ravenhall Correctional Centre .....	79
Beechworth Correctional Centre.....	84
Dhurringile Prison.....	89
Langi Kal Kal Prison .....	94
Tarngower Prison.....	99
Judy Lazarus Transition Centre .....	104

## STATEWIDE OVERVIEW

### Drug Test Results: 2018-2019

#### Random General Positive Rate

As at 15 July 2019, the number of Random General drug test samples collected in June was 857, of which 5.02% were positive. This is in comparison to the previous month, whereby 866 Random General tests were collected, of which 4.39% were positive.

- The following locations exceeded their Random General benchmark for the month of June 2019:
  - Barwon Prison,
  - Metropolitan Remand Centre,
  - Port Phillip Prison,
  - Ravenhall Correctional Centre, and
  - Dhurringile Prison.
- The 2018-2019 Random General positive rate across all locations is 4.67%, with the following locations exceeding their benchmark for the year:
  - Barwon Prison,
  - Metropolitan Remand Centre,
  - Karreenga,
  - Marngoneet Correctional Centre, and
  - Loddon Prison.

#### Targeted Positive Rate

The number of Targeted drug tests collected in June was 1,759 of which 9.55% were positive. This is in comparison to the previous month, whereby 1,719 Targeted drug tests were collected, of which 9.42% were positive.

- The following locations had the highest Targeted positive rates for the month of June 2019:
  - Hopkins Correctional Centre, and
  - Karreenga.
- The 2018-2019 Targeted positive rate for all locations is 10.28%, with the following locations having the highest Targeted positive rates for the year:
  - Barwon Prison, and
  - Marngoneet Correctional Centre.

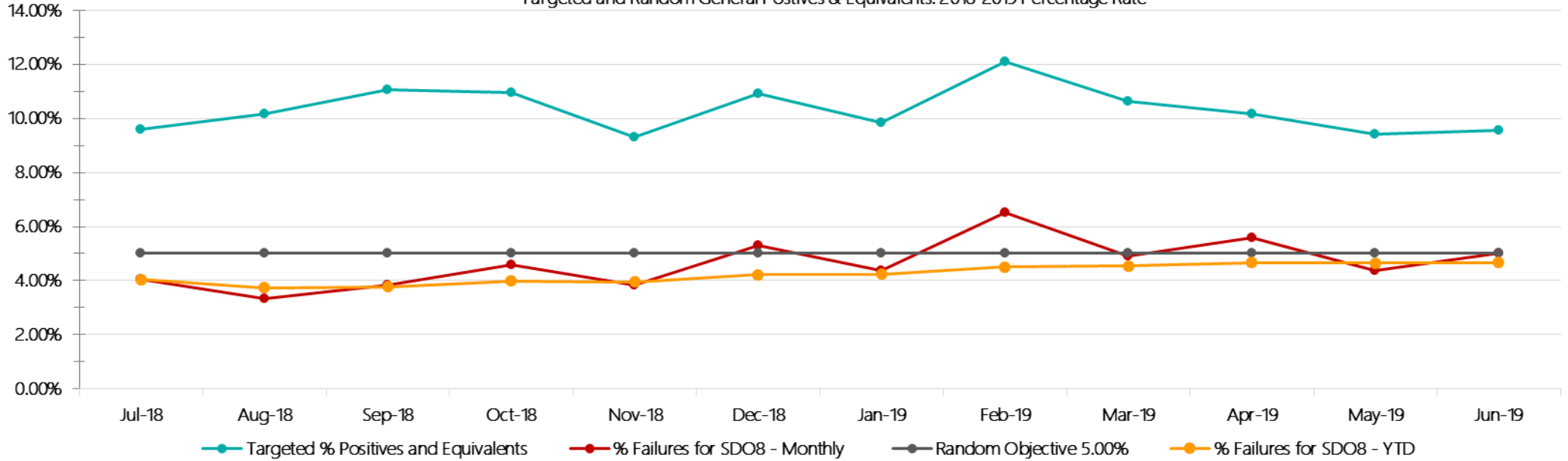
Targeted testing is used by intelligence officers to identify and intervene in use, and a high positive rate may therefore indicate well directed intelligence.

*Note: The Commissioner defines a Random General positive as positives, refusals, and unables found guilty at a GMDH, as well as interfered and adulterated results. Random General data is provided by the Monitoring, Standards and Reporting Unit, with adjustments reflected in the following reporting month. June data provided 15 July 2019. Targeted and Positive Results by Drug Type are retrieved from PIMS by the System Performance Branch. June data retrieved 15 July 2019.*

TARGETED	Jul-18	Aug-18	Sep-18	Oct-18	Nov-18	Dec-18	Jan-19	Feb-19	Mar-19	Apr-19	May-19	Jun-19	YTD Av.
Barwon	21.91%	18.03%	26.09%	31.03%	16.67%	13.39%	6.25%	11.43%	11.11%	17.21%	16.39%	11.63%	16.98%
MAP	11.63%	6.35%	18.18%	11.63%	12.73%	7.06%	10.11%	11.11%	7.69%	11.63%	8.70%	12.75%	10.63%
MRC	6.77%	16.02%	16.53%	15.28%	15.00%	15.22%	17.19%	21.64%	17.35%	17.91%	19.01%	10.94%	15.73%
PPP	10.95%	13.48%	10.65%	13.98%	14.34%	15.44%	9.28%	14.02%	15.38%	15.84%	10.71%	11.36%	12.89%
DPFC	14.97%	12.50%	16.49%	24.09%	14.41%	19.05%	16.67%	7.75%	9.92%	16.26%	20.45%	14.29%	15.42%
Fulham	6.82%	6.35%	7.46%	7.25%	3.33%	5.86%	8.91%	11.98%	10.67%	11.11%	8.67%	5.64%	7.70%
Hopkins	7.14%	4.08%	3.57%	3.57%	4.55%	13.33%	20.00%	0.00%	6.67%	3.03%	20.00%	17.39%	7.45%
Karreenga	0.00%	0.00%	3.70%	16.67%	5.97%	20.00%	11.63%	14.81%	18.75%	16.67%	9.09%	29.17%	12.11%
Margoneet	13.33%	11.54%	21.21%	17.58%	17.31%	21.05%	23.53%	23.40%	14.29%	20.00%	10.71%	3.28%	16.18%
Loddon	6.78%	11.67%	12.90%	7.06%	8.06%	7.59%	9.84%	17.65%	9.23%	12.50%	17.54%	9.38%	10.47%
Middleton	3.33%	0.00%	15.38%	1.85%	0.00%	6.82%	0.00%	0.00%	7.32%	5.08%	2.44%	1.89%	3.98%
Ravenhall	8.78%	9.13%	7.14%	2.25%	4.74%	7.44%	8.55%	10.23%	11.78%	5.36%	6.87%	9.71%	7.80%
Beechworth	0.00%	0.00%	2.27%	1.52%	5.41%	0.00%	0.00%	2.94%	0.00%	1.82%	0.00%	0.00%	1.10%
Dhurringile	0.93%	3.08%	0.00%	2.78%	7.87%	1.22%	2.56%	6.45%	2.00%	0.00%	1.79%	0.00%	2.51%
Langi Kal Kal	0.00%	4.35%	0.00%	0.00%	0.00%	2.44%	0.00%	0.00%	0.00%	0.00%	0.00%	5.88%	0.82%
Tarngower	0.00%	0.00%	0.00%	0.00%	0.00%	0.00%	0.00%	0.00%	0.00%	0.00%	0.00%	0.00%	0.00%
JLTC	0.00%	0.00%	0.00%	0.00%	0.00%	0.00%	0.00%	0.00%	0.00%	0.00%	0.00%	0.00%	0.00%
Targeted % Positive	9.60%	10.19%	11.05%	10.97%	9.33%	10.91%	9.84%	12.10%	10.64%	10.17%	9.42%	9.55%	10.28%
RANDOM - Benchmark	Jul-18	Aug-18	Sep-18	Oct-18	Nov-18	Dec-18	Jan-19	Feb-19	Mar-19	Apr-19	May-19	Jun-19	YTD
Barwon - 8.00%	7.69%	9.62%	12.00%	3.13%	6.00%	6.35%	5.88%	7.69%	9.62%	16.13%	7.84%	9.80%	8.45%
MAP - 8.00%	5.56%	3.70%	10.34%	11.11%	0.00%	3.03%	3.85%	9.52%	0.00%	3.13%	0.00%	4.00%	4.78%
MRC - 7.00%	9.16%	5.50%	4.95%	6.30%	3.77%	8.33%	8.65%	15.09%	4.35%	9.38%	14.29%	16.83%	8.95%
PPP	1.59%	5.36%	0.00%	4.92%	4.08%	10.53%	8.33%	4.00%	11.32%	7.58%	5.77%	10.00%	6.13%
DPFC - 7.25%	3.85%	0.00%	1.67%	8.00%	5.17%	5.33%	3.23%	3.28%	1.61%	1.23%	0.00%	0.00%	2.87%
Fulham	4.29%	1.89%	5.36%	1.30%	6.56%	1.37%	5.00%	5.17%	0.00%	5.41%	0.00%	0.00%	3.02%
Hopkins - 3.50%	0.97%	1.16%	2.17%	0.00%	1.10%	2.65%	2.20%	3.30%	7.95%	1.87%	1.18%	1.22%	2.10%
Karreenga - 3.50%	2.22%	5.56%	0.00%	9.09%	5.56%	9.30%	2.78%	5.56%	11.11%	2.27%	2.86%	2.94%	5.01%
Margoneet - 6.50%	9.88%	6.15%	4.62%	13.70%	6.56%	11.39%	9.84%	12.90%	15.00%	11.54%	8.20%	1.64%	9.42%
Loddon - 5.00%	3.23%	7.84%	10.20%	6.15%	3.77%	7.69%	4.08%	3.85%	4.08%	6.56%	6.38%	2.08%	5.53%
Middleton - 4.00%	0.00%	0.00%	0.00%	0.00%	3.13%	0.00%	0.00%	3.13%	3.33%	5.56%	0.00%	3.45%	1.54%
Ravenhall	2.84%	0.88%	3.51%	3.52%	5.19%	5.56%	3.33%	8.11%	2.14%	4.97%	3.55%	6.29%	4.28%
Beechworth - 1.80%	0.00%	0.00%	0.00%	0.00%	0.00%	0.00%	0.00%	0.00%	0.00%	0.00%	5.00%	0.00%	0.35%
Dhurringile - 3.50%	0.00%	0.00%	0.00%	2.50%	0.00%	0.00%	0.00%	0.00%	0.00%	2.86%	0.00%	3.85%	0.75%
Langi Kal Kal - 1.50%	0.00%	0.00%	0.00%	0.00%	0.00%	0.00%	0.00%	0.00%	0.00%	0.00%	0.00%	0.00%	0.00%
Tarngower - 1.50%	0.00%	0.00%	0.00%	0.00%	0.00%	0.00%	0.00%	0.00%	0.00%	0.00%	0.00%	0.00%	0.00%
JLTC - 3.50%	0.00%	0.00%	0.00%	0.00%	0.00%	0.00%	0.00%	0.00%	0.00%	0.00%	0.00%	0.00%	0.00%
Random % Positive	4.05%	3.33%	3.85%	4.58%	3.82%	5.31%	4.36%	6.52%	4.92%	5.61%	4.39%	5.02%	
Random YTD % Positive	4.05%	3.73%	3.77%	3.99%	3.96%	4.22%	4.23%	4.50%	4.55%	4.67%	4.65%	4.67%	4.67%
Random Objective 5.00%	5.00%	5.00%	5.00%	5.00%	5.00%	5.00%	5.00%	5.00%	5.00%	5.00%	5.00%	5.00%	

### Graph of Targeted and Random General Drug Test Positives & Equivalents 2018-2019

Targeted and Random General Postives & Equivalents: 2018-2019 Percentage Rate



### Targeted and Random General Drug Test Positives & Equivalents: 2018-2019

Corrections Victoria	Jul-18	Aug-18	Sep-18	Oct-18	Nov-18	Dec-18	Jan-19	Feb-19	Mar-19	Apr-19	May-19	Jun-19	YTD Average	YTD Totals
Targeted - Tests Collected	1,646	1,718	1,357	1,586	1,619	1,696	1,737	1,463	1,569	1,661	1,716	1,749	1,626	19,517
Tested Positive	112	128	108	129	115	132	136	152	139	117	125	133	127	1,526
Refusal	20	26	25	24	19	20	22	9	11	22	14	11	19	223
Unable - Guilty	22	17	16	19	15	28	12	12	14	24	20	21	18	220
Interfered	0	0	0	1	0	1	0	0	0	3	2	0	1	7
Adulterated	4	4	1	1	2	4	1	4	3	3	1	3	3	31
Awaiting / Pending Results	0	0	0	0	0	0	0	0	1	0	3	10	1	14
Targeted - Effective Sample	1,646	1,718	1,357	1,586	1,619	1,696	1,737	1,463	1,570	1,661	1,719	1,759	1,628	19,531
Targeted % Positives and Equivalents	9.60%	10.19%	11.05%	10.97%	9.33%	10.91%	9.84%	12.10%	10.64%	10.17%	9.42%	9.55%	10.28%	10.28%
Random General - Tests Collected	1,022	832	814	1,025	854	1,056	863	862	817	1,065	853	836	908	10,899
Tested Positive	27	20	15	25	22	40	29	45	25	37	25	22	28	332
Refusal	7	3	8	9	2	2	1	5	2	12	4	2	5	57
Unable - Guilty	8	5	9	14	7	15	8	6	8	11	8	11	9	110
Interfered	0	0	0	0	0	0	0	0	0	0	0	0	0	0
No test - No Valid Reason	0	0	0	0	1	0	0	1	6	0	1	8	1	17
Adulterated	0	0	0	0	1	0	0	0	0	1	0	0	0	2
Awaiting / Pending Results	0	0	0	0	0	0	0	0	0	0	0	2	0	2
Random General - Effective Sample	1,037	840	831	1,048	864	1,073	872	874	833	1,088	866	857	924	11,083
SDO8 Positives & Equivalents	42	28	32	48	33	57	38	57	41	61	38	43	43	518
% Failures for SDO8 - Monthly	4.05%	3.33%	3.85%	4.58%	3.82%	5.31%	4.36%	6.52%	4.92%	5.61%	4.39%	5.02%	4.67%	
% Failures for SDO8 - YTD	4.05%	3.73%	3.77%	3.99%	3.96%	4.22%	4.23%	4.50%	4.55%	4.67%	4.65%	4.67%		4.67%
Random Objective 5.00%	5.00%	5.00%	5.00%	5.00%	5.00%	5.00%	5.00%	5.00%	5.00%	5.00%	5.00%	5.00%		



### Location Muster against Drug Tests Collected and % Positive

This data compares the number of Targeted and Random General tests collected and the percentage of the prison population tested for the month in comparison to the previous month.

It further provides the percentage of positives for both the Targeted and Random General urinalysis testing regimes.

June 2019 - Location Muster Against Tests Collected Targeted & Random General										May 2019 - Location Muster Against Tests Collected Targeted & Random General				
Location	Average Monthly Muster	Targeted			Random General					Average Monthly Muster	Targeted		Random General	
		Targeted Tests Collected	% of Population	% Positive	Average No. of Tests YTD	Random General Tests Collected	% of Population	% Positive	Average No. of Tests YTD		Targeted Tests Collected	% Positive	Random General Tests Collected	% Positive
Barwon	408	129	31.62%	11.63%	98	49	12.01%	9.80%	53	414	61	16.39%	48	7.84%
MAP	211	102	48.34%	12.75%	77	24	11.37%	4.00%	27	222	92	8.70%	23	0.00%
MRC	903	128	14.17%	10.94%	130	91	10.08%	16.83%	106	911	121	19.01%	103	14.29%
PPP	1,058	317	29.96%	11.36%	283	50	4.73%	10.00%	54	1,060	280	10.71%	52	5.77%
DPFC	513	105	20.47%	14.29%	122	63	12.28%	0.00%	66	534	88	20.45%	66	0.00%
Fulham	860	195	22.67%	5.64%	223	61	7.09%	0.00%	63	853	196	8.67%	61	0.00%
Hopkins	693	23	3.32%	17.39%	24	81	11.69%	1.22%	94	698	10	20.00%	84	1.18%
Karreenga	289	24	8.30%	29.17%	30	33	11.42%	2.94%	37	284	33	9.09%	35	2.86%
Marngoneet	525	61	11.62%	3.28%	62	60	11.43%	1.64%	65	509	56	10.71%	58	8.20%
Loddon	394	96	24.37%	9.38%	66	48	12.18%	2.08%	54	379	57	17.54%	47	6.38%
Middleton	233	53	22.75%	1.89%	44	28	12.02%	3.45%	32	237	41	2.44%	32	0.00%
Ravenhall	1,202	412	34.28%	9.71%	284	139	11.56%	6.29%	141	1,232	466	6.87%	137	3.55%
Beechworth	166	27	16.27%	0.00%	46	22	13.25%	0.00%	24	162	69	0.00%	20	5.00%
Dhurringile	198	63	31.82%	0.00%	96	26	13.13%	3.85%	33	200	112	1.79%	26	0.00%
Langi Kal Kal	366	17	4.64%	5.88%	31	46	12.57%	0.00%	43	379	21	0.00%	48	0.00%
Tarrengower	67	7	10.45%	0.00%	10	11	16.42%	0.00%	11	67	14	0.00%	9	0.00%
JLTC	22	0	0.00%	0.00%	2	4	18.18%	0.00%	4	22	2	0.00%	4	0.00%
	8,108	1,759				836				8,163	1,737		853	

## Drugs Identified Through Drug Testing

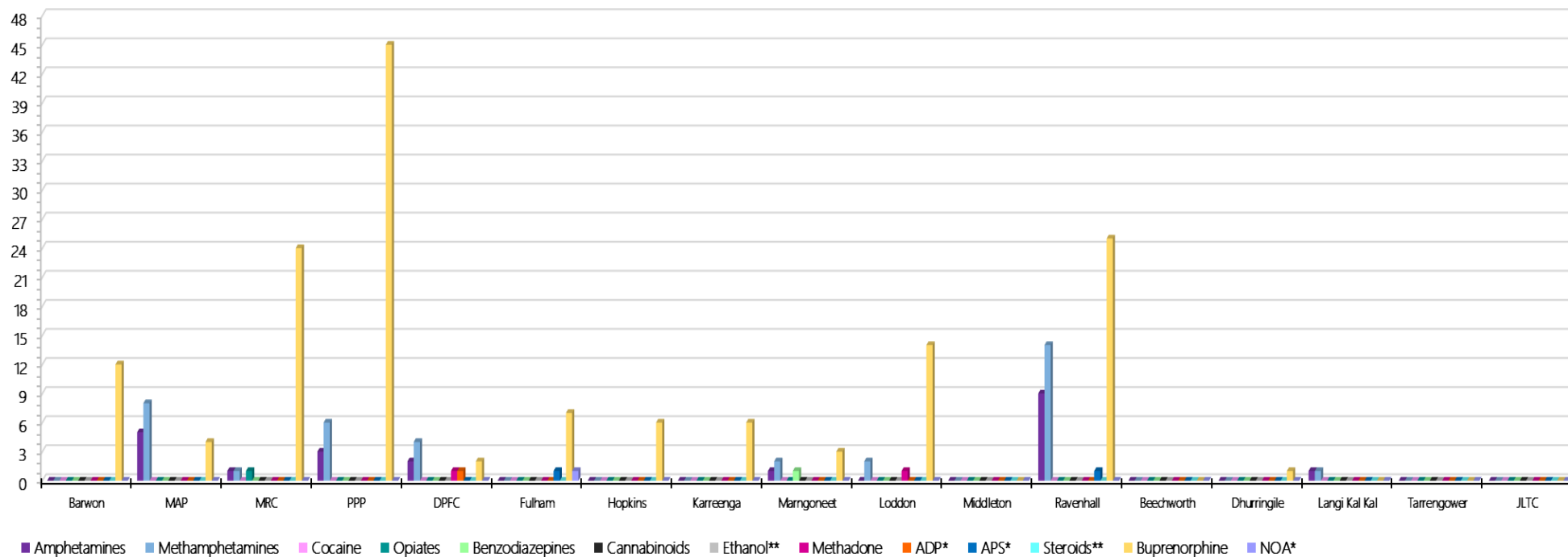
### Positive Drug Test Results by Drug Type per Prison Location – June 2019

June-19	Amphetamines	Methamphetamine	Cocaine	Opiates	Benzodiazepines	Cannabinoids	Ethanol**	Methadone	ADP*	APS*	Steroids**	Buprenorphine	NOA*	Total
Barwon	0	0	0	0	0	0	0	0	0	0	0	12	0	12
MAP	5	8	0	0	0	0	0	0	0	0	0	4	0	17
MRC	1	1	0	1	0	0	0	0	0	0	0	24	0	27
PPP	3	6	0	0	0	0	0	0	0	0	0	45	0	54
DPFC	2	4	0	0	0	0	0	1	1	0	0	2	0	10
Fulham	0	0	0	0	0	0	0	0	0	1	0	7	1	9
Hopkins	0	0	0	0	0	0	0	0	0	0	0	6	0	6
Karreenga	0	0	0	0	0	0	0	0	0	0	0	6	0	6
Marrngoneet	1	2	0	0	1	0	0	0	0	0	0	3	0	7
Loddon	0	2	0	0	0	0	0	1	0	0	0	14	0	17
Middleton	0	0	0	0	0	0	0	0	0	0	0	0	0	0
Ravenhall	9	14	0	0	0	0	0	0	0	1	0	25	0	49
Beechworth	0	0	0	0	0	0	0	0	0	0	0	0	0	0
Dhurringile	0	0	0	0	0	0	0	0	0	0	0	1	0	1
Langi Kal Kal	1	1	0	0	0	0	0	0	0	0	0	0	0	2
Tarngower	0	0	0	0	0	0	0	0	0	0	0	0	0	0
JLTC	0	0	0	0	0	0	0	0	0	0	0	0	0	0
<b>Total</b>	<b>22</b>	<b>38</b>	<b>0</b>	<b>1</b>	<b>1</b>	<b>0</b>	<b>0</b>	<b>2</b>	<b>1</b>	<b>2</b>	<b>0</b>	<b>149</b>	<b>1</b>	<b>217</b>
<b>%</b>	<b>10.14</b>	<b>17.51</b>	<b>0.00</b>	<b>0.46</b>	<b>0.46</b>	<b>0.00</b>	<b>0.00</b>	<b>0.92</b>	<b>0.46</b>	<b>0.92</b>	<b>0.00</b>	<b>68.66</b>	<b>0.46</b>	<b>100.00</b>
<i>PM Total</i>	<i>17</i>	<i>27</i>	<i>0</i>	<i>1</i>	<i>6</i>	<i>0</i>	<i>0</i>	<i>4</i>	<i>3</i>	<i>0</i>	<i>0</i>	<i>145</i>	<i>1</i>	<i>204</i>
<i>PM %</i>	<i>8.33</i>	<i>13.24</i>	<i>0.00</i>	<i>0.49</i>	<i>2.94</i>	<i>0.00</i>	<i>0.00</i>	<i>1.96</i>	<i>1.47</i>	<i>0.00</i>	<i>0.00</i>	<i>71.08</i>	<i>0.49</i>	<i>100.00</i>

*ADP\*, APS\* & NOA\* medication only included on standard testing panel for particular private prisons – remaining prisons can request inclusion  
Ethanol\*\* & Steroids\*\* – tested upon request*

### Graph of Positive Drug Test Results: Drug Type by Prison – June 2019

Positive Urinalysis Results By Drug Type Per Prison Location: June 19



ADP\*, APS\* & NOA\* medication only included on standard testing panel for particular private prisons – remaining prisons can request inclusion  
 Ethanol\*\* & Steroids\*\* – tested upon request

## Drugs Identified Through Drug Testing Current Financial Year and Previous Financial Years

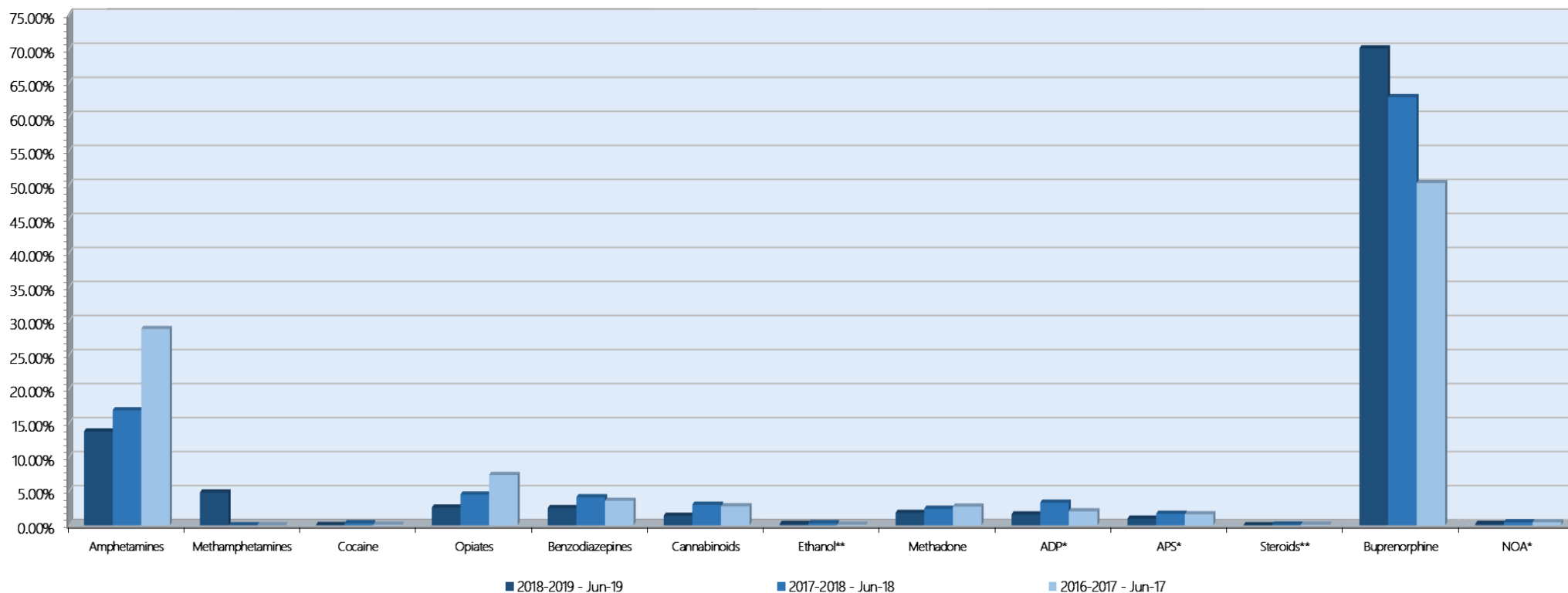
Positive by Drug Type	Amphetamines	Methamphetamines	Cocaine	Opiates	Benzodiazepines	Cannabinoids	Ethanol**	Methadone	ADP*	APS*	Steroids**	Buprenorphine	NOA*	Total
2018-2019 - Jun-19	355	124	1	67	65	36	5	47	41	25	0	1805	5	2576
2017-2018 - Jun-18	341	Not recorded	6	91	83	61	6	49	67	34	2	1270	9	2019
2016-2017 - Jun-17	714	Not recorded	2	183	89	69	2	68	51	40	2	1245	11	2476

% Positive by Drug Type	Amphetamines	Methamphetamines	Cocaine	Opiates	Benzodiazepines	Cannabinoids	Ethanol**	Methadone	ADP*	APS*	Steroids**	Buprenorphine	NOA*	Total
2018-2019 - Jun-19	13.78%	4.81%	0.04%	2.60%	2.52%	1.40%	0.19%	1.82%	1.59%	0.97%	0.00%	70.07%	0.19%	100.00%
2017-2018 - Jun-18	16.89%	0.00%	0.30%	4.51%	4.11%	3.02%	0.30%	2.43%	3.32%	1.68%	0.10%	62.90%	0.45%	100.00%
2016-2017 - Jun-17	28.84%	0.00%	0.08%	7.39%	3.59%	2.79%	0.08%	2.75%	2.06%	1.62%	0.08%	50.28%	0.44%	100.00%

*ADP\*, APS\* & NOA\* medication only included on standard testing panel for particular private prisons – remaining prisons can request inclusion  
Ethanol\*\* & Steroids\*\* – tested upon request*

Drugs Identified Through Drug Testing  
Year to Date Comparison - Current Financial Year And Previous Financial Years



## Drugs Identified Through Testing

### Breakdown of Amphetamine & Opiate Drug Groups by Metabolite – 2018-2019

	Jul-18		Aug-18		Sep-18		Oct-18		Nov-18		Dec-18		Jan-19		Feb-19		Mar-19		Apr-19		May-19		Jun-19		2018-2019	
	Amphet	Meth	Amphet	Meth	Amphet	Meth	Amphet	Meth	Amphet	Meth	Amphet	Meth	Amphet	Meth	Amphet	Meth	Amphet	Meth	Amphet	Meth	Amphet	Meth	Amphet	Meth	Amphet	Meth
Barwon	0	2	0	0	0	5	0	0	0	1	0	2	0	0	0	1	0	0	0	2	0	2	0	0	0	15
MAP	0	2	0	0	0	2	0	4	0	3	0	1	0	3	0	3	0	0	0	0	0	4	0	8	0	30
MRC	0	7	0	11	0	7	0	7	0	10	0	6	0	7	0	6	0	7	0	7	0	3	0	1	0	79
PPP	0	4	0	4	0	5	0	4	0	7	0	9	0	0	0	1	0	5	0	0	0	2	0	6	0	47
DPFC	0	9	0	2	0	1	1	17	0	9	0	5	0	15	0	6	0	3	0	8	0	2	0	4	1	81
Fulham	0	2	0	3	0	3	0	3	0	3	0	1	0	1	0	1	0	0	0	0	0	0	0	0	0	17
Hopkins	0	0	0	0	0	1	0	0	0	0	0	0	0	0	0	0	0	0	0	0	0	0	0	0	0	1
Karreenga	0	0	0	0	0	0	0	0	0	0	0	0	0	0	0	0	0	0	0	0	0	0	0	0	0	0
Marngoneet	0	1	0	1	0	0	0	0	0	0	0	1	0	0	0	4	0	0	0	0	0	0	0	2	0	9
Loddon	1	1	0	0	0	5	0	1	0	0	0	1	0	1	0	0	0	0	0	0	1	0	2	1	1	12
Middleton	0	0	0	0	0	0	0	0	0	0	0	0	0	0	0	0	0	0	0	0	0	0	0	0	0	0
Ravenhall	0	8	0	9	0	9	0	1	0	3	0	2	0	7	0	8	0	6	0	2	0	11	0	14	0	80
Beechworth	0	0	0	0	0	0	0	0	0	0	0	0	0	0	0	0	0	0	0	0	1	0	0	0	1	
Dhurringile	0	1	0	0	0	0	0	0	0	0	0	0	0	0	5	0	1	0	0	0	0	0	0	0	0	7
Langi Kal Kal	0	0	0	0	0	0	0	0	0	0	0	0	0	0	0	0	0	0	0	0	0	0	1	0	1	
Tarngower	0	0	0	0	0	0	0	0	0	0	0	0	0	0	0	0	0	0	0	0	0	0	0	0	0	0
JLTC	0	0	0	0	0	0	0	0	0	0	0	0	0	0	0	0	0	0	0	0	0	0	0	0	0	0
<b>Total</b>	<b>1</b>	<b>37</b>	<b>0</b>	<b>30</b>	<b>0</b>	<b>38</b>	<b>1</b>	<b>37</b>	<b>0</b>	<b>36</b>	<b>0</b>	<b>28</b>	<b>0</b>	<b>34</b>	<b>0</b>	<b>35</b>	<b>0</b>	<b>22</b>	<b>0</b>	<b>19</b>	<b>0</b>	<b>26</b>	<b>0</b>	<b>38</b>	<b>2</b>	<b>380</b>

	Jul-18		Aug-18		Sep-18		Oct-18		Nov-18		Dec-18		Jan-19		Feb-19		Mar-19		Apr-19		May-19		Jun-19		2018-2019	
	Heroin	Morph	Heroin	Morph	Heroin	Morph	Heroin	Morph	Heroin	Morph	Heroin	Morph	Heroin	Morph	Heroin	Morph	Heroin	Morph	Heroin	Morph	Heroin	Morph	Heroin	Morph	Heroin	Morph
Barwon	0	0	1	1	0	0	0	0	0	0	0	0	0	0	0	0	0	0	0	0	0	0	0	0	1	1
MAP	0	0	0	1	0	0	0	0	0	1	0	1	0	0	0	0	0	0	0	0	0	0	0	0	0	3
MRC	0	1	0	0	0	0	0	0	0	0	1	0	2	0	0	0	0	0	0	0	0	0	1	0	5	
PPP	0	0	0	0	0	0	3	3	0	0	0	0	0	0	1	0	0	0	0	0	0	0	0	3	4	
DPFC	0	4	0	0	0	0	1	8	3	1	0	2	0	0	0	0	0	0	0	0	0	0	0	4	15	
Fulham	0	0	0	0	0	0	0	0	0	0	1	0	0	0	1	0	0	0	1	0	0	0	0	0	3	
Hopkins	0	0	0	0	0	0	0	0	0	0	0	0	0	0	0	0	0	0	0	0	0	0	0	0	0	
Karreenga	0	0	0	0	0	0	0	0	0	0	0	0	0	0	0	0	0	0	0	0	0	0	0	0	0	
Marngoneet	0	0	0	0	0	0	0	0	0	0	0	0	0	0	0	0	0	0	0	0	0	0	0	0	0	
Loddon	0	0	0	0	0	0	0	0	0	0	0	0	0	0	0	0	0	0	0	0	0	0	0	0	0	
Middleton	0	0	0	0	0	0	0	0	0	0	0	0	0	0	0	0	0	0	0	0	0	0	0	0	0	
Ravenhall	0	0	0	0	0	0	0	0	0	0	0	0	1	0	1	0	1	0	0	0	0	0	0	0	3	
Beechworth	0	0	0	0	0	0	0	0	0	0	0	0	0	0	0	0	0	0	0	0	0	0	0	0	0	
Dhurringile	0	0	0	0	0	0	0	0	0	0	0	0	0	0	0	0	0	0	0	0	0	0	0	0	0	
Langi Kal Kal	0	0	0	0	0	0	0	0	0	0	0	0	0	0	0	0	0	0	0	0	0	0	0	0	0	
Tarngower	0	0	0	0	0	0	0	0	0	0	0	0	0	0	0	0	0	0	0	0	0	0	0	0	0	
JLTC	0	0	0	0	0	0	0	0	0	0	0	0	0	0	0	0	0	0	0	0	0	0	0	0	0	
<b>Total</b>	<b>0</b>	<b>5</b>	<b>1</b>	<b>2</b>	<b>0</b>	<b>0</b>	<b>4</b>	<b>11</b>	<b>3</b>	<b>2</b>	<b>0</b>	<b>5</b>	<b>0</b>	<b>3</b>	<b>0</b>	<b>3</b>	<b>0</b>	<b>1</b>	<b>0</b>	<b>1</b>	<b>0</b>	<b>0</b>	<b>0</b>	<b>1</b>	<b>8</b>	<b>34</b>

June data retrieved 16 July 2019. Results prepared in conjunction with Dorevitch pathology and in accordance with Australian testing methodology.

*Drugs Identified Through Testing  
Positive by Location – YTD 2018-2019*

YTD 18-19:	<i>Amphetamine</i>	<i>Methamphetamine</i>	<i>Cocaine</i>	<i>Opiates</i>	<i>Benzodiazepines</i>	<i>Cannabinoids</i>	<i>Ethanol**</i>	<i>Methadone</i>	<i>ADP*</i>	<i>APS*</i>	<i>Steroids**</i>	<i>Buprenorphine</i>	<i>NOA*</i>	<i>Total</i>
Barwon	15	4	1	3	0	0	0	2	0	0	0	194	0	219
MAP	26	13	0	7	7	6	0	0	0	0	0	47	0	106
MRC	78	21	0	5	4	4	0	1	0	0	0	314	0	427
PPP	43	21	0	19	8	2	0	28	0	0	0	352	0	473
DPFC	78	17	0	22	18	5	0	9	10	4	0	60	2	225
Fulham	17	0	0	4	8	1	0	3	30	19	0	144	3	229
Hopkins	1	0	0	0	0	0	0	1	0	0	0	40	0	42
Karreenga	0	0	0	1	1	0	3	1	0	0	0	55	0	61
Marngoneet	7	3	0	2	5	5	2	0	0	0	0	201	0	225
Loddon	13	4	0	0	0	1	0	2	0	0	0	132	0	152
Middleton	0	0	0	0	7	1	0	0	0	0	0	15	0	23
Ravenhall	69	33	0	3	4	6	0	0	1	2	0	225	0	343
Beechworth	0	1	0	1	0	0	0	0	0	0	0	6	0	8
Dhurringile	7	6	0	0	2	5	0	0	0	0	0	20	0	40
Langi Kal Kal	1	1	0	0	1	0	0	0	0	0	0	0	0	3
Tarrengower	0	0	0	0	0	0	0	0	0	0	0	0	0	0
JLTC	0	0	0	0	0	0	0	0	0	0	0	0	0	0
<b>Current YTD Total</b>	<b>355</b>	<b>124</b>	<b>1</b>	<b>67</b>	<b>65</b>	<b>36</b>	<b>5</b>	<b>47</b>	<b>41</b>	<b>25</b>	<b>0</b>	<b>1805</b>	<b>5</b>	<b>2576</b>
<b>% Positive</b>	<b>13.78</b>	<b>4.81</b>	<b>0.04</b>	<b>2.60</b>	<b>2.52</b>	<b>1.40</b>	<b>0.19</b>	<b>1.82</b>	<b>1.59</b>	<b>0.97</b>	<b>0.00</b>	<b>70.07</b>	<b>0.19</b>	<b>100.00</b>
<i>Previous YTD Total</i>	<i>333</i>	<i>86</i>	<i>1</i>	<i>66</i>	<i>64</i>	<i>36</i>	<i>5</i>	<i>45</i>	<i>40</i>	<i>23</i>	<i>0</i>	<i>1656</i>	<i>4</i>	<i>2359</i>
<i>% Positive</i>	<i>14.12</i>	<i>3.65</i>	<i>0.04</i>	<i>2.80</i>	<i>2.71</i>	<i>1.53</i>	<i>0.21</i>	<i>1.91</i>	<i>1.70</i>	<i>0.97</i>	<i>0.00</i>	<i>70.20</i>	<i>0.17</i>	<i>100.00</i>

*Drugs Identified Through Testing:  
Percentage Positive by Location – YTD 2018-2019*

Drug Type Percentage Positive by Location - 2018-2019														
Jun-19	Amphetamines	Methamphetamines	Cocaine	Opiates	Benzodiazepines	Cannabinoids	Ethanol**	Methadone	ADP*	APS*	Steroids**	Buprenorphine	NOA*	% of Total
Barwon	4.23%	3.23%	100.00%	4.48%	0.00%	0.00%	0.00%	4.26%	0.00%	0.00%	0.00%	10.75%	0.00%	8.50%
MAP	7.32%	10.48%	0.00%	10.45%	10.77%	16.67%	0.00%	0.00%	0.00%	0.00%	0.00%	2.60%	0.00%	4.11%
MRC	21.97%	16.94%	0.00%	7.46%	6.15%	11.11%	0.00%	2.13%	0.00%	0.00%	0.00%	17.40%	0.00%	16.58%
PPP	12.11%	16.94%	0.00%	28.36%	12.31%	5.56%	0.00%	59.57%	0.00%	0.00%	0.00%	19.50%	0.00%	18.36%
DPFC	21.97%	13.71%	0.00%	32.84%	27.69%	13.89%	0.00%	19.15%	24.39%	16.00%	0.00%	3.32%	40.00%	8.73%
Fulham	4.79%	0.00%	0.00%	5.97%	12.31%	2.78%	0.00%	6.38%	73.17%	76.00%	0.00%	7.98%	60.00%	8.89%
Hopkins	0.28%	0.00%	0.00%	0.00%	0.00%	0.00%	0.00%	2.13%	0.00%	0.00%	0.00%	2.22%	0.00%	1.63%
Karreenga	0.00%	0.00%	0.00%	1.49%	1.54%	0.00%	60.00%	2.13%	0.00%	0.00%	0.00%	3.05%	0.00%	2.37%
Marngoneet	1.97%	2.42%	0.00%	2.99%	7.69%	13.89%	40.00%	0.00%	0.00%	0.00%	0.00%	11.14%	0.00%	8.73%
Loddon	3.66%	3.23%	0.00%	0.00%	0.00%	2.78%	0.00%	4.26%	0.00%	0.00%	0.00%	7.31%	0.00%	5.90%
Middleton	0.00%	0.00%	0.00%	0.00%	10.77%	2.78%	0.00%	0.00%	0.00%	0.00%	0.00%	0.83%	0.00%	0.89%
Ravenhall	19.44%	26.61%	0.00%	4.48%	6.15%	16.67%	0.00%	0.00%	2.44%	8.00%	0.00%	12.47%	0.00%	13.32%
Beechworth	0.00%	0.81%	0.00%	1.49%	0.00%	0.00%	0.00%	0.00%	0.00%	0.00%	0.00%	0.33%	0.00%	0.31%
Dhurringile	1.97%	4.84%	0.00%	0.00%	3.08%	13.89%	0.00%	0.00%	0.00%	0.00%	0.00%	1.11%	0.00%	1.55%
Langi Kal Kal	0.28%	0.81%	0.00%	0.00%	1.54%	0.00%	0.00%	0.00%	0.00%	0.00%	0.00%	0.00%	0.00%	0.12%
Tarngower	0.00%	0.00%	0.00%	0.00%	0.00%	0.00%	0.00%	0.00%	0.00%	0.00%	0.00%	0.00%	0.00%	0.00%
ILTC	0.00%	0.00%	0.00%	0.00%	0.00%	0.00%	0.00%	0.00%	0.00%	0.00%	0.00%	0.00%	0.00%	0.00%
<b>All Prisons YTD</b>	<b>355</b>	<b>124</b>	<b>1</b>	<b>67</b>	<b>65</b>	<b>36</b>	<b>5</b>	<b>47</b>	<b>41</b>	<b>25</b>	<b>0</b>	<b>1805</b>	<b>5</b>	<b>2576</b>
<b>% Positive</b>	<b>13.78%</b>	<b>4.81%</b>	<b>0.04%</b>	<b>2.60%</b>	<b>2.52%</b>	<b>1.40%</b>	<b>0.19%</b>	<b>1.82%</b>	<b>1.59%</b>	<b>0.97%</b>	<b>0.00%</b>	<b>70.07%</b>	<b>0.19%</b>	<b>100.00%</b>

### Drugs Identified Through Drug Testing Positive by Location – 2017-2018

Drug Type Percentage Positive by Location - 2017-2018													
2017-2018	Amphetamines	Cocaine	Opiates	Benzodiazepines	Cannabinoids	Ethanol**	Methadone	ADP*	APS*	Steroids**	Buprenorphine	NOA*	% of Total
Barwon	11.88%	0.00%	9.41%	1.28%	1.82%	0.00%	16.33%	9.09%	10.00%	0.00%	19.87%	0.00%	15.96%
MAP	10.94%	0.00%	3.53%	8.97%	7.27%	0.00%	2.04%	0.00%	0.00%	0.00%	3.20%	0.00%	4.63%
MRC	10.31%	16.67%	4.71%	14.10%	18.18%	0.00%	0.00%	0.00%	0.00%	0.00%	10.34%	0.00%	9.62%
PPP	11.88%	16.67%	25.88%	14.10%	3.64%	0.00%	30.61%	10.61%	13.33%	0.00%	25.86%	44.44%	21.79%
DPFC	23.44%	66.67%	28.24%	24.36%	3.64%	0.00%	10.20%	6.06%	3.33%	0.00%	1.56%	0.00%	7.96%
Fulham	14.38%	0.00%	4.71%	8.97%	9.09%	28.57%	34.69%	74.24%	73.33%	0.00%	11.25%	55.56%	15.29%
Hopkins	0.00%	0.00%	0.00%	0.00%	7.27%	0.00%	0.00%	0.00%	0.00%	0.00%	2.22%	0.00%	1.61%
Karreenga	0.31%	0.00%	0.00%	3.85%	5.45%	28.57%	2.04%	0.00%	0.00%	0.00%	0.33%	0.00%	0.73%
Margoneet	5.31%	0.00%	7.06%	1.28%	5.45%	14.29%	0.00%	0.00%	0.00%	0.00%	12.07%	0.00%	9.10%
Loddon	3.75%	0.00%	8.24%	1.28%	5.45%	0.00%	4.08%	0.00%	0.00%	0.00%	6.16%	0.00%	5.20%
Middleton	0.31%	0.00%	0.00%	5.13%	3.64%	0.00%	0.00%	0.00%	0.00%	0.00%	1.31%	0.00%	1.20%
Ravenhall	2.81%	0.00%	1.18%	6.41%	0.00%	28.57%	0.00%	0.00%	0.00%	0.00%	3.86%	0.00%	3.33%
Beechworth	0.94%	0.00%	2.35%	0.00%	1.82%	0.00%	0.00%	0.00%	0.00%	0.00%	0.08%	0.00%	0.36%
Dhurringile	3.13%	0.00%	2.35%	6.41%	25.45%	0.00%	0.00%	0.00%	0.00%	0.00%	1.72%	0.00%	2.70%
Langi Kal Kal	0.63%	0.00%	0.00%	0.00%	0.00%	0.00%	0.00%	0.00%	0.00%	0.00%	0.16%	0.00%	0.21%
Tarngower	0.00%	0.00%	0.00%	3.85%	1.82%	0.00%	0.00%	0.00%	0.00%	0.00%	0.00%	0.00%	0.21%
JLTC	0.00%	0.00%	2.35%	0.00%	0.00%	0.00%	0.00%	0.00%	0.00%	0.00%	0.00%	0.00%	0.10%
<b>All Prisons YTD</b>	<b>320</b>	<b>6</b>	<b>85</b>	<b>78</b>	<b>55</b>	<b>7</b>	<b>49</b>	<b>66</b>	<b>30</b>	<b>0</b>	<b>1218</b>	<b>9</b>	<b>1923</b>
<b>% Positive</b>	<b>16.64</b>	<b>0.31</b>	<b>4.42</b>	<b>4.06</b>	<b>2.86</b>	<b>0.36</b>	<b>2.55</b>	<b>3.43</b>	<b>1.56</b>	<b>0.00</b>	<b>63.34</b>	<b>0.47</b>	<b>100.00</b>



## Seizures of Contraband by Item Type

### Visitors – June 2019

Visitors	GVM		Powder & Crystal		Synthetic (Suspected)		Prescription Medication		Buprenorphine		Alcohol & Home Brew		Syringes & Needles		Smoking Paraphernalia		Edged Weapons		Electronic Devices		Tools		Other	
	June 19	Finds	Gms	Finds	Gms	Finds	Gms	Finds	Qty	Finds	Qty	Finds	Ltrs	Finds	Qty	Finds	Qty	Finds	Qty	Finds	Qty	Finds	Qty	Finds
Barwon	0	0.00	0	0.00	0	0.00	0	0.00	0	0.00	0	0.000	0	0	0	0	1	1	0	0	0	0	0	0
MAP	0	0.00	0	0.00	0	0.00	0	0.00	0	0.00	0	0.000	0	0	0	0	0	0	0	0	0	0	0	0
MRC	1	5.10	3	4.20	1	100.00	0	0.00	0	0.00	0	0.000	0	0	2	2	1	2	0	0	1	2	1	1
PPP	1	1.00	0	0.00	0	0.00	0	0.00	0	0.00	0	0.000	0	0	1	1	0	0	0	0	0	0	0	0
DPFC	0	0.00	0	0.00	0	0.00	0	0.00	0	0.00	0	0.000	0	0	0	0	0	0	0	0	0	0	0	0
Fulham	0	0.00	0	0.00	0	0.00	0	0.00	0	0.00	0	0.000	0	0	1	2	0	0	0	0	0	0	2	23
Hopkins	0	0.00	0	0.00	0	0.00	0	0.00	0	0.00	0	0.000	0	0	0	0	0	0	0	0	0	0	0	0
Karreenga	0	0.00	0	0.00	0	0.00	0	0.00	0	0.00	0	0.000	0	0	0	0	0	0	0	0	0	0	0	0
Marngoneet	0	0.00	0	0.00	0	0.00	1	1.00	0	0.00	0	0.000	0	0	0	0	0	0	0	0	0	0	0	0
Loddon	2	6.00	3	4.20	0	0.00	2	4.00	0	0.00	0	0.000	0	0	3	3	0	0	0	0	0	0	1	1
Middleton	0	0.00	1	1.00	0	0.00	0	0.00	0	0.00	0	0.000	1	10	0	0	0	0	0	0	0	0	0	0
Ravenhall	3	27.22	2	2.00	0	0.00	0	0.00	0	0.00	0	0.000	0	0	1	1	1	2	0	0	0	0	1	1
Beechworth	0	0.00	0	0.00	0	0.00	0	0.00	0	0.00	0	0.000	0	0	0	0	0	0	0	0	0	0	0	0
Dhurringile	0	0.00	0	0.00	0	0.00	0	0.00	1	0.10	0	0.000	0	0	0	0	0	0	0	0	0	0	0	0
Langi Kal Kal	0	0.00	0	0.00	0	0.00	0	0.00	0	0.00	0	0.000	0	0	0	0	0	0	0	0	0	0	0	0
Tarrengower	0	0.00	0	0.00	0	0.00	0	0.00	0	0.00	0	0.000	0	0	0	0	0	0	0	0	0	0	0	0
JLTC	0	0.00	0	0.00	0	0.00	0	0.00	0	0.00	0	0.000	0	0	0	0	0	0	0	0	0	0	0	0
<b>Current Month</b>	<b>7</b>	<b>39.32</b>	<b>9</b>	<b>11.40</b>	<b>1</b>	<b>100.00</b>	<b>3</b>	<b>5.00</b>	<b>1</b>	<b>0.10</b>	<b>0</b>	<b>0.000</b>	<b>1</b>	<b>10</b>	<b>8</b>	<b>9</b>	<b>3</b>	<b>5</b>	<b>0</b>	<b>0</b>	<b>1</b>	<b>2</b>	<b>5</b>	<b>26</b>
<i>Previous Month</i>	6	19.20	3	3.43	1	13.60	1	2.00	1	21.00	0	0.000	3	3.00	6	10	0	0	0	0	2	3	5	6

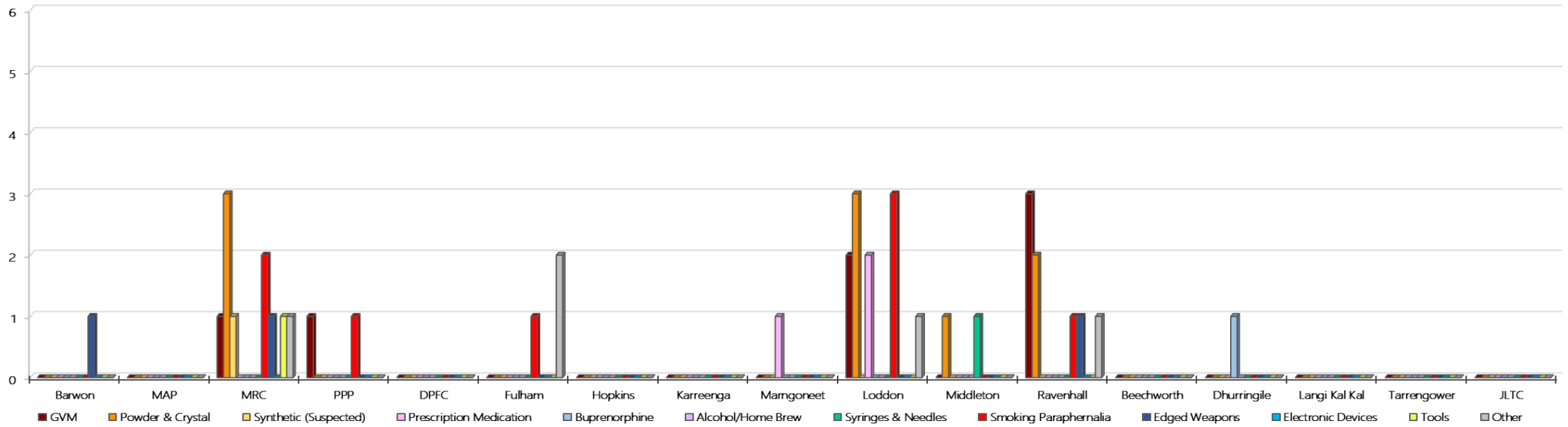
## Seizures of Contraband: Visitors – YTD 2018-2019

Visitors	GVM		Powder & Crystal		Synthetic (Suspected)		Prescription Medication		Buprenorphine		Alcohol & Home Brew		Syringes & Needles		Smoking Paraphernalia		Edged Weapons		Electronic Devices		Tools		Other	
	Finds	Gms	Finds	Gms	Finds	Gms	Finds	Qty	Finds	Qty	Finds	Ltrs	Finds	Qty	Finds	Qty	Finds	Qty	Finds	Qty	Finds	Qty	Finds	Qty
Barwon	0	0.00	5	12.60	0	0.00	5	22.00	2	42.00	0	0.000	0	0	3	13	1	1	0	0	0	0	2	6
MAP	0	0.00	0	0.00	0	0.00	2	12.00	0	0.00	0	0.000	0	0	0	0	0	0	0	0	0	0	0	0
MRC	7	16.50	15	31.30	2	113.60	3	4.00	3	56.10	0	0.000	4	11	13	18	3	4	2	3	9	20	13	23
PPP	10	10.36	9	21.87	0	0.00	1	1.00	5	209.00	0	0.000	4	6	11	70	3	3	0	0	0	0	13	15
DPFC	2	2.00	1	13.10	0	0.00	0	0.00	0	0.00	0	0.000	1	1	1	1	0	0	1	1	0	0	0	0
Fulham	0	0.00	1	0.01	0	0.00	2	4.00	1	2.00	1	1.500	8	68	17	21	4	4	0	0	3	3	19	131
Hopkins	1	1.00	5	6.10	0	0.00	2	21.00	0	0.00	0	0.000	1	5	1	1	0	0	0	0	1	1	9	159
Karreenga	0	0.00	0	0.00	0	0.00	0	0.00	0	0.00	0	0.000	0	0	1	1	0	0	0	0	0	0	0	0
Marnongneet	1	10.00	0	0.00	0	0.00	2	6.00	2	91.00	0	0.000	1	1	5	14	0	0	1	2	0	0	1	1
Loddon	5	13.20	4	5.20	0	0.00	3	7.50	4	68.00	1	12.000	0	0	6	9	1	1	1	2	0	0	1	1
Middleton	1	1.00	2	3.50	0	0.00	0	0.00	0	0.00	0	0.000	1	10	2	3	1	2	1	1	0	0	0	0
Ravenhall	11	54.53	7	31.14	0	0.00	1	11.00	4	22.00	0	0.000	4	14	18	61	5	7	1	1	0	0	5	5
Beechworth	0	0.00	0	0.00	0	0.00	0	0.00	0	0.00	0	0.000	0	0	1	1	0	0	0	0	0	0	0	0
Dhurringile	1	1.00	2	2.60	1	8.70	0	0.00	1	0.10	1	0.700	2	4	5	8	1	1	0	0	0	0	2	5
Langi Kal Kal	0	0.00	0	0.00	0	0.00	0	0.00	0	0.00	0	0.000	0	0	0	0	0	0	0	0	0	0	0	0
Tarrengower	0	0.00	0	0.00	0	0.00	0	0.00	0	0.00	0	0.000	0	0	0	0	0	0	0	0	0	0	0	0
JLTC	0	0.00	0	0.00	0	0.00	0	0.00	0	0.00	0	0.000	0	0	0	0	0	0	0	0	0	0	0	0
YTD: June-19	39	109.59	51	127.42	3	122.30	21	88.50	22	490.20	3	14.200	26	120	84	221	19	23	7	10	13	24	65	346
YTD: June-18	26	225.17	24	37.42	3	2.54	19	146.00	19	716.10	4	7.490	18	93	82	239	11	19	8	9	1	1	35	189

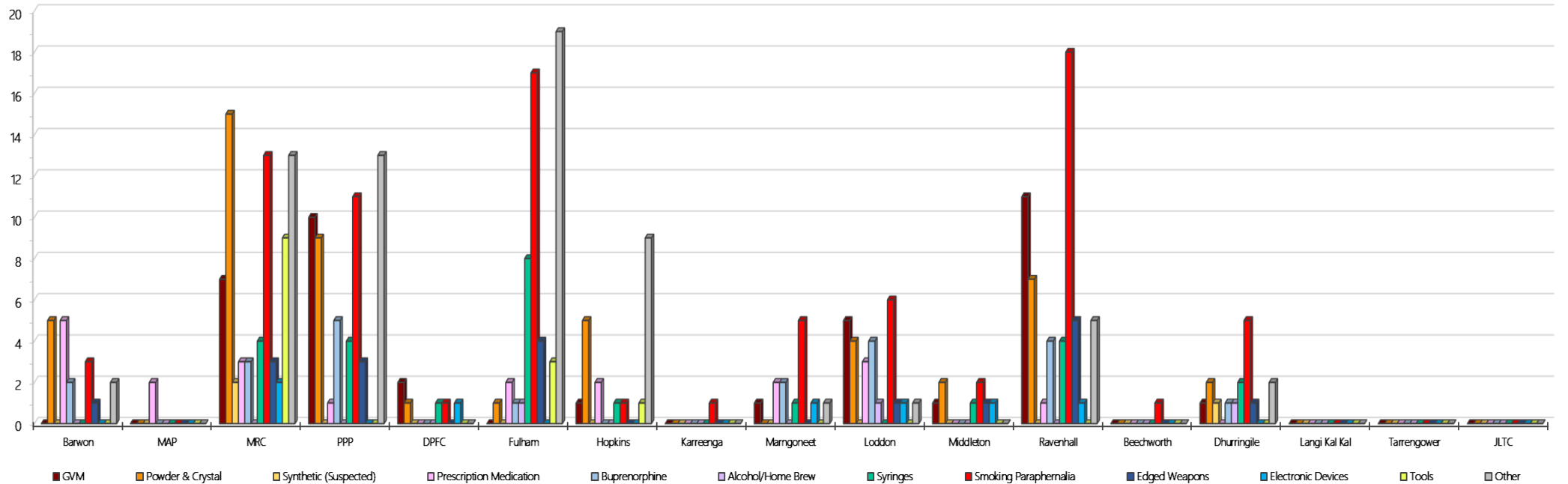
Note: 2017-2018 - PPP seizure figures were unavailable from November 2017 to April 2018 (inclusive) due to system disruption

## Graphs of Seizures of Contraband: Visitors – June 2019 & YTD 2018-2019

Visitor Seizure Find Count - June 2019



Visitor Seizure Find Count - YTD 2018-2019



## Seizures of Contraband: Prisoners – June 2019

Prisoners	GVM		Powder & Crystal		Synthetic (Suspected)		Prescription Medication		Buprenorphine		Alcohol & Home Brew		Syringes & Needles		Smoking Paraphernalia		Edged Weapons		Electronic Devices		Tools		Other	
	Finds	Gms	Finds	Gms	Finds	Gms	Finds	Qty	Finds	Qty	Finds	Ltrs	Finds	Qty	Finds	Qty	Finds	Qty	Finds	Qty	Finds	Qty	Finds	Qty
Barwon	0	0.00	1	0.20	0	0.00	1	2.00	7	8.00	4	16.000	0	0	0	0	6	7	0	0	0	0	7	14
MAP	3	2.50	4	13.40	0	0.00	2	3.00	1	1.00	0	0.000	1	1	1	1	0	0	1	1	0	0	0	0
MRC	1	3.00	4	4.10	0	0.00	7	7.00	10	85.80	4	3.750	2	2	7	11	11	16	0	0	4	15	14	26
PPP	0	0.00	1	1.60	0	0.00	5	23.00	8	8.00	0	0.000	4	4	4	5	15	19	0	0	2	3	12	16
DPFC	0	0.00	2	0.20	0	0.00	2	2.00	1	14.00	0	0.000	1	1	3	3	0	0	0	0	1	4	1	4
Fulham	0	0.00	0	0.00	0	0.00	10	18.50	7	2.10	6	7.400	0	0	31	50	3	3	0	0	15	18	16	18
Hopkins	0	0.00	0	0.00	0	0.00	1	43.50	0	0.00	2	2.000	2	2	0	0	2	2	0	0	0	0	0	0
Karreenga	0	0.00	0	0.00	0	0.00	0	0.00	0	0.00	3	12.000	1	1	4	18	0	0	2	3	0	0	1	1
Marngoneet	0	0.00	1	6.13	0	0.00	7	16.25	6	13.80	1	1.000	0	0	3	3	2	2	0	0	2	3	8	12
Loddon	0	0.00	0	0.00	0	0.00	0	0.00	5	6.00	0	0.000	0	0	4	12	0	0	3	3	0	0	4	5
Middleton	0	0.00	0	0.00	0	0.00	0	0.00	1	2.00	0	0.000	0	0	1	1	0	0	0	0	0	0	0	0
Ravenhall	0	0.00	0	0.00	0	0.00	13	58.50	12	8.85	4	5.000	2	2	9	15	4	4	0	0	1	1	0	0
Beechworth	0	0.00	0	0.00	0	0.00	0	0.00	0	0.00	0	0.000	0	0	0	0	0	0	0	0	0	0	0	0
Dhurringile	0	0.00	0	0.00	0	0.00	0	0.00	1	0.10	0	0.000	0	0	4	5	0	0	0	0	0	0	0	0
Langi Kal Kal	0	0.00	0	0.00	0	0.00	0	0.00	0	0.00	0	0.000	0	0	0	0	0	0	0	0	0	0	3	4
Tarrengower	0	0.00	0	0.00	0	0.00	0	0.00	0	0.00	0	0.000	0	0	1	4	0	0	0	0	0	0	1	1
JLTC	0	0.00	0	0.00	0	0.00	0	0.00	0	0.00	0	0.000	0	0	0	0	0	0	0	0	0	0	0	0
Current Month	4	5.50	13	25.63	0	0.00	48	173.75	59	149.65	24	47.150	13	13	72	128	43	53	6	7	25	44	67	101
Previous Month	4	14.50	8	23.80	1	0.02	71	212.00	79	316.25	21	24.350	26	32	68	133	50	59	10	24	35	83	55	85

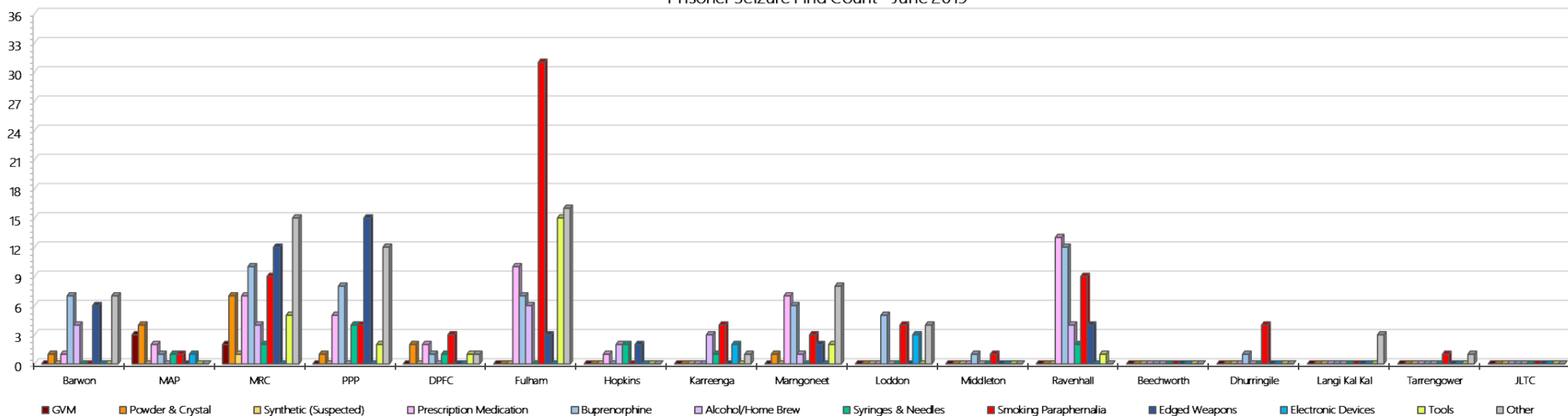
*Seizures of Contraband: Prisoners – YTD 2018-2019: June 2019*

Prisoners	GVM		Powder & Crystal		Synthetic (Suspected)		Prescription Medication		Buprenorphine		Alcohol & Home Brew		Syringes & Needles		Smoking Paraphernalia		Edged Weapons		Electronic Devices		Tools		Other	
	2018 - 2019	Finds	Gms	Finds	Gms	Finds	Gms	Finds	Qty	Finds	Qty	Finds	Ltrs	Finds	Qty	Finds	Qty	Finds	Qty	Finds	Qty	Finds	Qty	Finds
Barwon	1	1.10	15	10.73	0	0.00	58	142.25	88	188.90	36	116.600	21	25	24	35	82	119	11	23	20	42	68	90
MAP	15	23.04	27	50.33	2	2.00	47	121.50	35	72.70	1	0.200	12	41	26	46	9	14	8	8	9	10	13	27
MRC	3	5.80	34	46.25	3	13.50	161	404.75	162	252.40	58	76.350	42	48	225	448	159	213	12	13	221	534	263	597
PPP	5	3.50	10	12.38	0	0.00	150	484.00	124	353.00	17	98.300	72	82	62	116	158	182	8	11	44	63	105	147
DPFC	4	1.12	24	83.92	0	0.00	44	192.50	10	123.90	15	26.900	26	48	31	36	3	3	6	7	9	13	19	44
Fulham	2	1.01	7	8.76	0	0.00	112	192.00	48	248.40	64	95.950	19	26	339	638	51	67	22	79	92	152	183	477
Hopkins	8	9.20	10	11.79	0	0.00	29	98.75	10	12.70	8	12.250	14	14	26	53	30	37	4	6	6	8	32	171
Karreenga	0	0.00	0	0.00	1	0.02	32	243.10	12	9.60	8	45.250	11	13	20	65	15	19	5	15	4	4	24	42
Marngoneet	2	5.59	6	9.63	2	4.00	78	133.35	83	384.65	24	128.300	8	8	37	156	34	40	6	9	6	7	73	104
Loddon	1	2.20	4	1.90	0	0.00	11	114.00	47	84.10	17	57.250	5	5	41	115	21	22	12	15	20	26	18	32
Middleton	1	68.90	4	220.30	0	0.00	6	87.00	6	57.10	1	1.000	2	2	16	615	4	6	11	13	8	10	5	6
Ravenhall	0	0.00	4	1.40	0	0.00	150	1115.50	88	126.30	48	91.820	38	39	92	159	87	155	4	4	34	68	10	10
Beechworth	0	0.00	1	3.18	0	0.00	4	6.00	1	19.00	1	0.700	0	0	17	93	1	2	6	9	7	11	2	2
Dhurringile	12	114.50	3	1.00	0	0.00	6	9.50	4	4.80	0	0.000	2	2	83	234	5	9	9	12	21	40	16	23
Langi Kal Kal	0	0.00	0	0.00	0	0.00	3	25.00	1	0.50	0	0.000	3	5	3	14	4	4	0	0	5	5	11	14
Tarrengower	0	0.00	2	0.80	2	12.10	1	14.50	0	0.00	0	0.000	1	2	14	34	1	2	1	1	6	8	15	32
JLTC	0	0.00	0	0.00	0	0.00	1	1.00	0	0.00	0	0.000	0	0	2	6	0	0	6	9	3	3	4	56
<b>YTD: June-19</b>	<b>54</b>	<b>235.96</b>	<b>151</b>	<b>462.37</b>	<b>10</b>	<b>31.62</b>	<b>893</b>	<b>3384.70</b>	<b>719</b>	<b>1938.05</b>	<b>298</b>	<b>750.870</b>	<b>276</b>	<b>360</b>	<b>1,058</b>	<b>2,863</b>	<b>664</b>	<b>894</b>	<b>131</b>	<b>234</b>	<b>515</b>	<b>1004</b>	<b>861</b>	<b>1874</b>
<i>YTD: June-18</i>	<i>64</i>	<i>90.89</i>	<i>123</i>	<i>342.22</i>	<i>25</i>	<i>49.46</i>	<i>739</i>	<i>3173.95</i>	<i>460</i>	<i>1117.50</i>	<i>175</i>	<i>403.450</i>	<i>173</i>	<i>278</i>	<i>1,354</i>	<i>3,154</i>	<i>553</i>	<i>722</i>	<i>151</i>	<i>238</i>	<i>738</i>	<i>1,377</i>	<i>735</i>	<i>1,494</i>

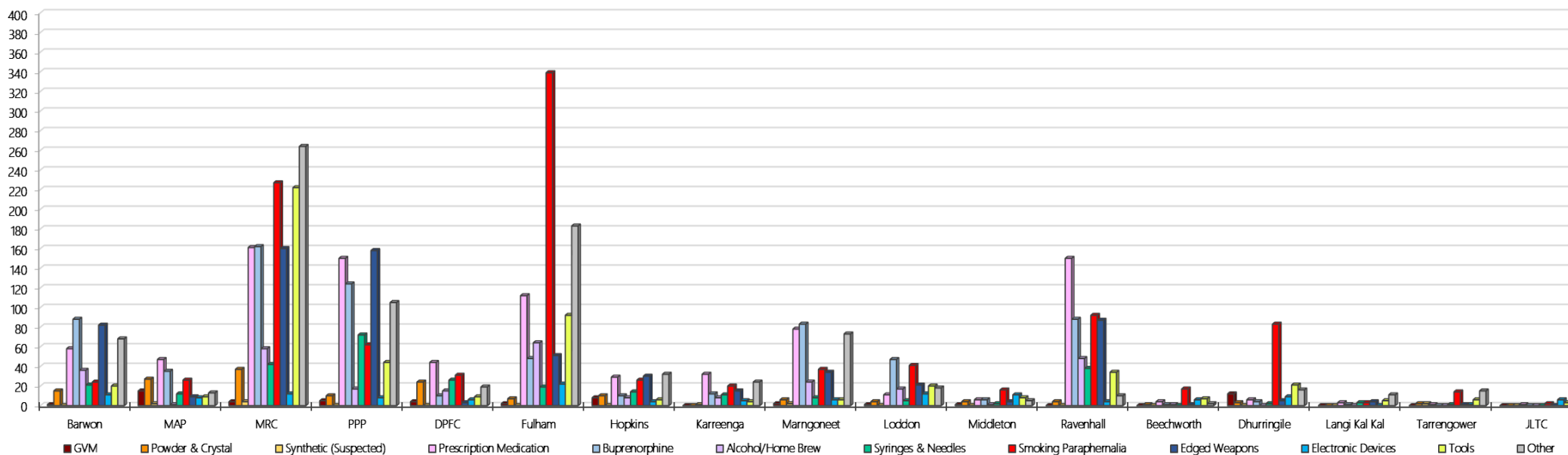
*Note: 2017-2018 - PPP seizure figures were unavailable from November 2017 to April 2018 (inclusive) due to system disruption*

## Graphs of Seizures of Contraband: Prisoners – June 2019 & YTD 2018-2019

Prisoner Seizure Find Count - June 2019



Prisoner Seizure Find Count - YTD 2018-2019



## LOCATION SPECIFIC RESULTS

*Note: Random General data is provided by the Monitoring, Standards and Reporting Unit, with adjustments reflected in the following reporting month. June data provided 15 July 2019. Targeted and Positive Results by Drug Type are retrieved from PIMS by the System Performance Branch. June data retrieved 15 July 2019. Data graphically represented is sourced from the preceding tables.*

## Barwon Prison

### Targeted and Random General Drug Test Results: 2018-2019

Barwon	Jul-18	Aug-18	Sep-18	Oct-18	Nov-18	Dec-18	Jan-19	Feb-19	Mar-19	Apr-19	May-19	Jun-19	Average	Totals
Effective Sample - Targeted	178	122	69	87	72	127	96	70	45	122	61	129	98	1178
Targeted Positives	24	12	12	14	11	12	3	7	3	11	9	7	10	125
Refusal	4	7	4	9	1	4	2	0	0	5	1	4	3	41
Unable	10	3	2	3	0	0	0	0	1	3	0	3	2	25
Interfered	0	0	0	1	0	0	0	0	0	2	0	0	0	3
Adulterated	1	0	0	0	0	1	1	1	1	0	0	1	1	6
Targeted % Tested Positive	21.91%	18.03%	26.09%	31.03%	16.67%	13.39%	6.25%	11.43%	11.11%	17.21%	16.39%	11.63%	16.98%	16.98%
Awaiting / Pending Results	0	0	0	0	0	0	0	0	0	0	0	2	0	2
Targeted Residual	2	0	0	1	0	0	0	1	0	0	2	1	1	7
Random tests collected	64	50	46	64	49	62	51	50	50	58	48	49	53	641
Tested Positive	4	3	2	2	2	3	3	2	3	5	1	3	3	33
Refusal (guilty)	1	2	3	0	1	0	0	1	1	3	2	0	1	14
Unable (not guilty)	0	0	0	0	0	0	0	0	0	0	0	0	0	0
Unable (guilty)	0	0	1	0	0	1	0	0	1	1	1	1	1	6
Interfered (guilty)	0	0	0	0	0	0	0	0	0	0	0	0	0	0
No test (valid reason)	0	0	2	1	2	2	1	0	0	3	1	1	1	13
No test (no valid reason)	0	0	0	0	0	0	0	1	0	0	0	1	0	2
Adulterated	0	0	0	0	0	0	0	0	0	1	0	0	0	1
Awaiting / Pending Results	0	0	0	0	0	0	0	0	0	0	0	0	0	0
Random Residual (PIMS URAR030)	1	0	0	0	0	0	0	0	0	1	0	1		3
Effective Sample - Random General	65	52	50	64	50	63	51	52	52	62	51	51	55	663
% Tested positive	6.15%	5.77%	4.00%	3.13%	4.00%	4.76%	5.88%	3.85%	5.77%	8.06%	1.96%	5.88%	4.93%	
% Prisoner guilty, positive equivalents	1.54%	3.85%	8.00%	0.00%	2.00%	1.59%	0.00%	1.92%	3.85%	8.06%	5.88%	1.96%	3.22%	
% Total prisoner fails	7.69%	9.62%	12.00%	3.13%	6.00%	6.35%	5.88%	5.77%	9.62%	14.52%	7.84%	7.84%	8.02%	
% No test without valid reason	0.00%	0.00%	0.00%	0.00%	0.00%	0.00%	0.00%	1.92%	0.00%	0.00%	0.00%	1.96%	0.32%	
Random General Benchmark 8.00%	8.00%	8.00%	8.00%	8.00%	8.00%	8.00%	8.00%	8.00%	8.00%	8.00%	8.00%	8.00%	YTD	
% Failures for SDO	7.69%	9.62%	12.00%	3.13%	6.00%	6.35%	5.88%	7.69%	9.62%	16.13%	7.84%	9.80%	8.45%	



## Barwon - Drugs Identified Through Testing by Drug Type – Monthly &amp; 2018-2019

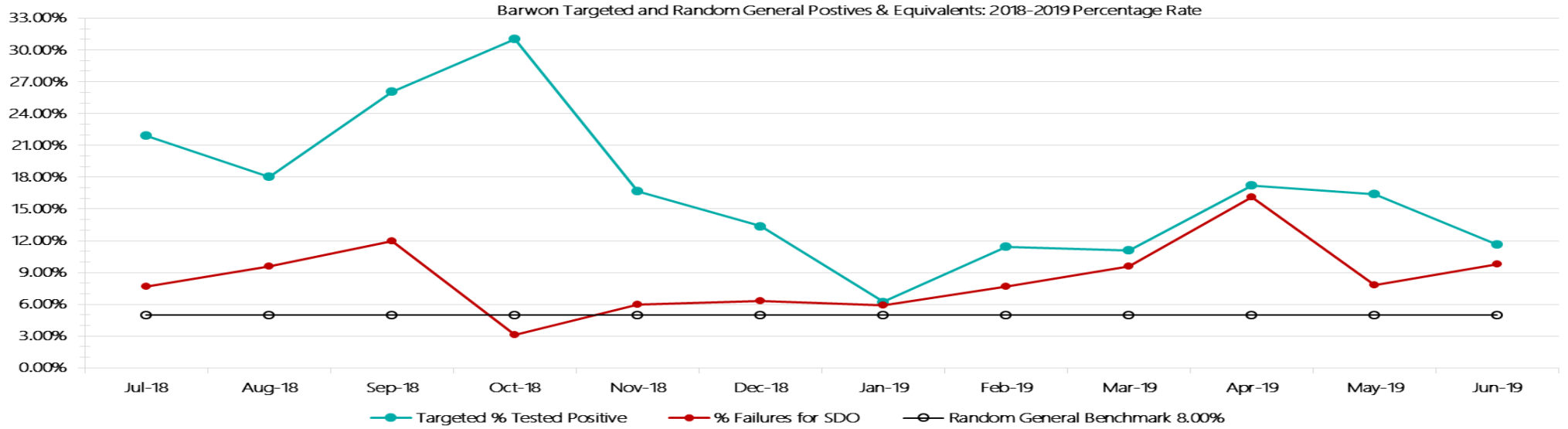
Barwon	Amphetamines	Methamphetamines	Cocaine	Opiates	Benzodiazepines	Cannabinoids	Ethanol**	Metadone	ADP*	APS*	Steroids**	Buprenorphine	NOA*	Total
Jul-18	2	0	0	0	0	0	0	0	0	0	0	29	0	31
Aug-18	0	0	0	2	0	0	0	0	0	0	0	17	0	19
Sep-18	5	0	0	0	0	0	0	0	0	0	0	14	0	19
Oct-18	0	0	0	0	0	0	0	0	0	0	0	23	0	23
Nov-18	1	0	1	0	0	0	0	0	0	0	0	20	0	22
Dec-18	2	0	0	1	0	0	0	1	0	0	0	14	0	18
Jan-19	0	0	0	0	0	0	0	0	0	0	0	5	0	5
Feb-19	1	0	0	0	0	0	0	0	0	0	0	12	0	13
Mar-19	0	0	0	0	0	0	0	0	0	0	0	9	0	9
Apr-19	2	2	0	0	0	0	0	0	0	0	0	21	0	25
May-19	2	2	0	0	0	0	0	1	0	0	0	18	0	23
Jun-19	0	0	0	0	0	0	0	0	0	0	0	12	0	12
Barwon YTD	15	4	1	3	0	0	0	2	0	0	0	194	0	219
All Prisons YTD	355	124	1	67	65	36	5	47	41	25	0	1805	5	2576
Barwon % of Total	4.23%	3.23%	100.00%	4.48%	0.00%	0.00%	0.00%	4.26%	0.00%	0.00%	0.00%	10.75%	0.00%	8.50%

*Barwon Seizures of Contraband: Visitors & Prisoners – Monthly & 2018-2019*

Visitors	GVM		Powder & Crystal		Synthetic (Suspected)		Prescription Medication		Buprenorphine		Alcohol/Home Brew		Syringes & Needles		Smoking Paraphernalia		Edged Weapons		Electronic Devices		Tools		Other	
	Finds	Gms	Finds	Gms	Finds	Gms	Finds	Qty	Finds	Qty	Finds	Ltrs	Finds	Qty	Finds	Qty	Finds	Qty	Finds	Qty	Finds	Qty	Finds	Qty
Barwon																								
Jul-18	0	0.00	0	0.00	0	0.00	0	0.00	0	0.00	0	0.000	0	0	0	0	0	0	0	0	0	0	0	0
Aug-18	0	0.00	0	0.00	0	0.00	0	0.00	0	0.00	0	0.000	0	0	0	0	0	0	0	0	0	0	0	0
Sep-18	0	0.00	0	0.00	0	0.00	0	0.00	0	0.00	0	0.000	0	0	0	0	0	0	0	0	0	0	0	0
Oct-18	0	0.00	0	0.00	0	0.00	0	0.00	0	0.00	0	0.000	0	0	0	0	0	0	0	0	0	0	0	0
Nov-18	0	0.00	0	0.00	0	0.00	0	0.00	0	0.00	0	0.000	0	0	0	0	0	0	0	0	0	0	0	0
Dec-18	0	0.00	2	10.30	0	0.00	0	0.00	0	0.00	0	0.000	0	0	1	1	0	0	0	0	0	0	1	4
Jan-19	0	0.00	0	0.00	0	0.00	0	0.00	0	0.00	0	0.000	0	0	0	0	0	0	0	0	0	0	0	0
Feb-19	0	0.00	0	0.00	0	0.00	0	0.00	1	27.00	0	0.000	0	0	1	11	0	0	0	0	0	0	0	0
Mar-19	0	0.00	3	2.30	0	0.00	5	22	1	15.00	0	0.000	0	0	1	1	0	0	0	0	0	0	0	0
Apr-19	0	0.00	0	0.00	0	0.00	0	0.00	0	0.00	0	0.000	0	0	0	0	0	0	0	0	0	0	0	0
May-19	0	0.00	0	0.00	0	0.00	0	0.00	0	0.00	0	0.000	0	0	0	0	0	0	0	0	0	0	1	2
Jun-19	0	0.00	0	0.00	0	0.00	0	0.00	0	0.00	0	0.000	0	0	0	0	1	1	0	0	0	0	0	0
Total	0	0.00	5	12.60	0	0.00	5	22	2	42.00	0	0.000	0	0	3	13	1	1	0	0	0	0	2	6

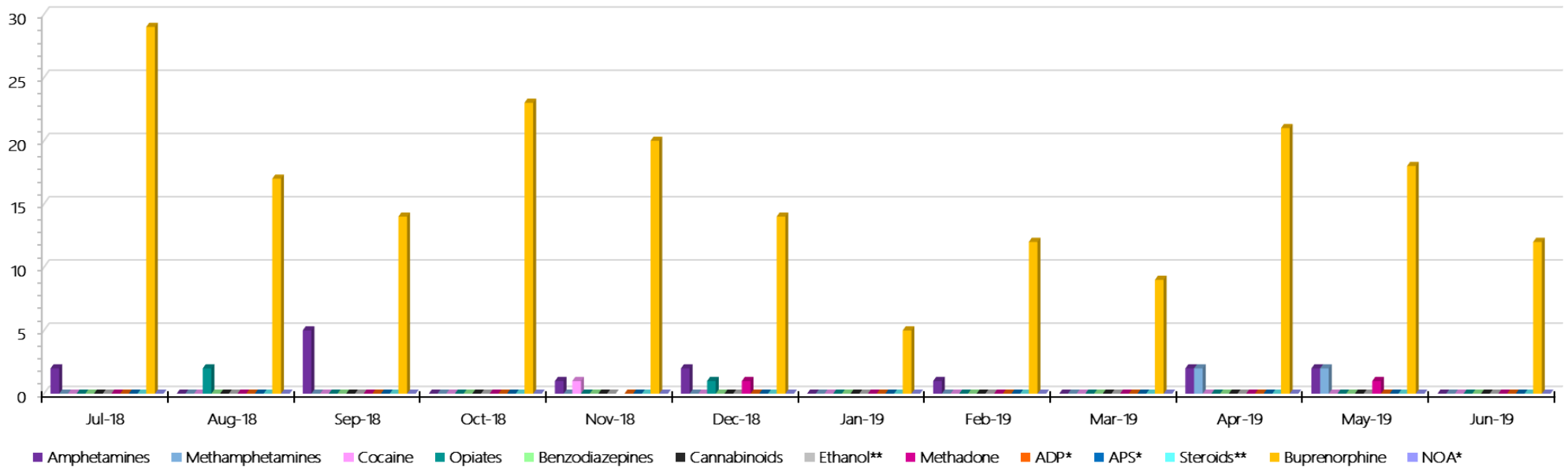
Prisoners	GVM		Powder & Crystal		Synthetic (Suspected)		Prescription Medication		Buprenorphine		Alcohol & Home Brew		Syringes & Needles		Smoking Paraphernalia		Edged Weapons		Electronic Devices		Tools		Other	
	Finds	Gms	Finds	Gms	Finds	Gms	Finds	Qty	Finds	Qty	Finds	Ltrs	Finds	Qty	Finds	Qty	Finds	Qty	Finds	Qty	Finds	Qty	Finds	Qty
Barwon																								
Jul-18	0	0.00	2	2.30	0	0.00	9	15.50	13	9.30	2	6.500	0	0	4	4	5	5	1	5	5	10	6	7
Aug-18	0	0.00	2	0.80	0	0.00	7	10.60	6	2.10	3	15.500	1	1	3	4	8	10	1	1	0	0	7	8
Sep-18	0	0.00	1	0.01	0	0.00	3	2.50	7	1.40	3	20.000	3	5	2	3	3	5	0	0	0	0	8	8
Oct-18	0	0.00	4	1.11	0	0.00	5	3.50	14	103.60	0	0.000	4	5	1	1	7	13	0	0	2	2	7	10
Nov-18	0	0.00	0	0.00	0	0.00	1	3.00	5	1.10	3	8.500	0	0	4	6	9	11	0	0	1	2	4	5
Dec-18	0	0.00	0	0.00	0	0.00	3	9.00	9	11.10	3	11.000	2	2	0	0	7	15	1	4	5	16	6	6
Jan-19	0	0.00	1	1.20	0	0.00	9	54.40	6	16.00	5	18.000	3	4	1	1	5	5	0	0	0	0	5	8
Feb-19	1	1.10	0	0.00	0	0.00	5	3.75	1	4.00	7	6.600	2	2	0	0	13	18	0	0	1	1	6	10
Mar-19	0	0.00	3	5.10	0	0.00	4	11.50	6	12.30	5	10.000	3	3	3	3	6	13	3	6	3	5	4	5
Apr-19	0	0.00	1	0.01	0	0.00	7	20.00	7	7.70	1	4.500	1	1	5	10	8	11	2	2	3	6	7	8
May-19	0	0.00	0	0.00	0	0.00	4	6.50	7	12.30	0	0.000	2	2	1	3	5	6	3	5	0	0	1	1
Jun-19	0	0.00	1	0.20	0	0.00	1	2.00	7	8.00	4	16.000	0	0	0	0	6	7	0	0	0	0	7	14
Total	1	1.10	15	10.73	0	0.00	58	142.25	88	188.90	36	116.600	21	25	24	35	82	119	11	23	20	42	68	90

### Barwon Targeted and Random General Drug Test Positives & Equivalents - 2018-2019



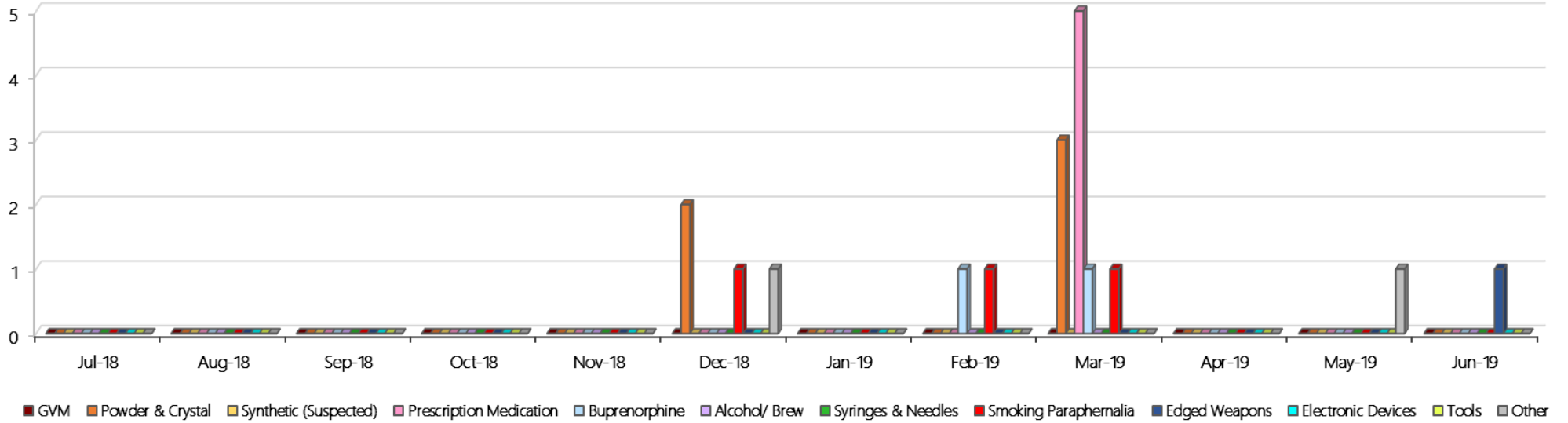
### Barwon Positive Drug Test Results by Drug Type - 2018-2019

Barwon Positive Test Results By Drug Type: 2018-2019



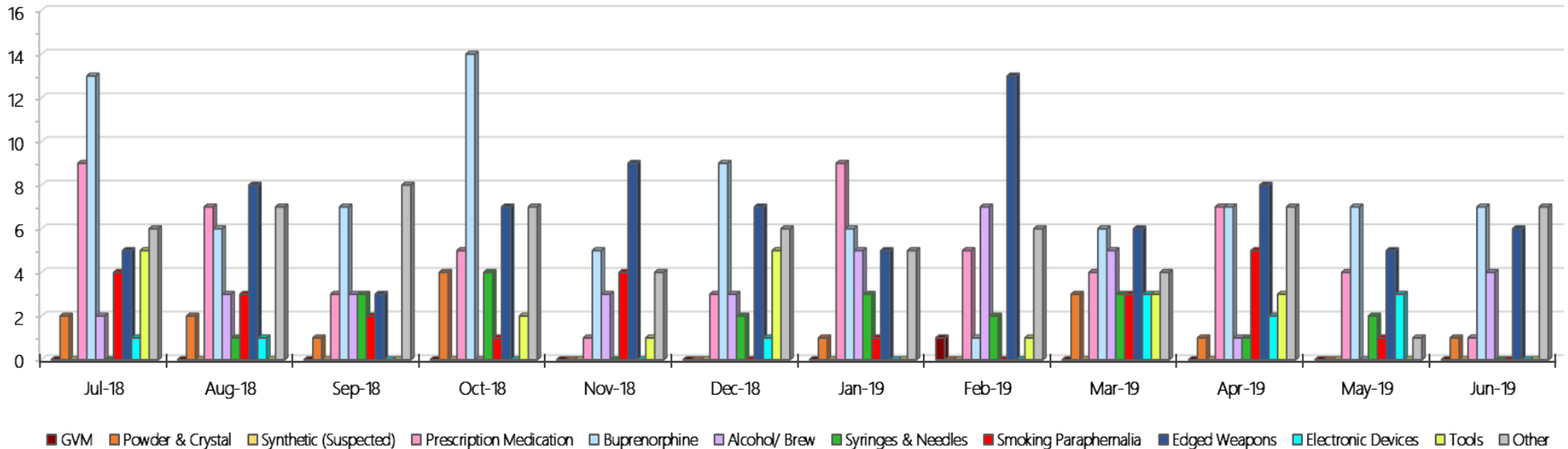
### Barwon Count of Visitor Seizure Finds – Monthly 2018-2019

Barwon Count of Visitor Seizure Finds - Monthly 2018-2019



### Barwon Count of Prisoner Seizure Finds – Monthly 2018-2019

Barwon Count of Prisoner Seizure Finds - Monthly 2018-2019



## Melbourne Assessment Prison

### Targeted and Random General Drug Test Results: 2018-2019

Melbourne Assessment Prison	Jul-18	Aug-18	Sep-18	Oct-18	Nov-18	Dec-18	Jan-19	Feb-19	Mar-19	Apr-19	May-19	Jun-19	Average	Totals
Effective Sample - Targeted	43	63	55	43	110	85	89	63	91	86	92	102	77	922
Targeted Positives	5	2	6	4	10	3	9	5	6	7	6	10	6	73
Refusal	0	0	3	1	1	2	0	2	1	2	0	0	1	12
Unable	0	2	1	0	3	1	0	0	0	1	2	2	1	12
Interfered	0	0	0	0	0	0	0	0	0	0	0	0	0	0
Adulterated	0	0	0	0	0	0	0	0	0	0	0	1	0	1
Targeted % Tested Positive	11.63%	6.35%	18.18%	11.63%	12.73%	7.06%	10.11%	11.11%	7.69%	11.63%	8.70%	12.75%	10.63%	10.63%
Awaiting / Pending Results	0	0	0	0	0	0	0	0	0	0	0	0	0	0
Targeted Residual	1	0	0	0	1	0	0	0	0	0	0	0	0	2
Random tests collected	35	27	27	33	23	33	25	21	24	31	23	24	27	326
Tested Positive	1	1	1	1	0	1	0	2	0	0	0	0	1	7
Refusal (guilty)	0	0	2	2	0	0	0	0	0	1	0	0	0	5
Unable (not guilty)	0	0	0	0	0	1	0	0	1	0	0	0	0	2
Unable (guilty)	1	0	0	1	0	0	1	0	0	0	0	1	0	4
Interfered (guilty)	0	0	0	0	0	0	0	0	0	0	0	0	0	0
No test (valid reason)	3	5	4	8	6	5	6	8	7	6	7	3	6	68
No test (no valid reason)	0	0	0	0	0	0	0	0	0	0	0	0	0	0
Adulterated	0	0	0	0	0	0	0	0	0	0	0	0	0	0
Awaiting / Pending Results	0	0	0	0	0	0	0	0	0	0	0	0	0	0
Random Residual (PIMS URAR030)	0	0	0	0	0	0	0	0	0	0	0	0	0	0
Effective Sample - Random General	36	27	29	36	23	33	26	21	24	32	23	25	28	335
% Tested positive	2.78%	3.70%	3.45%	2.78%	0.00%	3.03%	0.00%	9.52%	0.00%	0.00%	0.00%	0.00%	2.11%	
% Prisoner guilty, positive equivalents	2.78%	0.00%	6.90%	8.33%	0.00%	0.00%	3.85%	0.00%	0.00%	3.13%	0.00%	4.00%	2.41%	
% Total prisoner fails	5.56%	3.70%	10.34%	11.11%	0.00%	3.03%	3.85%	9.52%	0.00%	3.13%	0.00%	4.00%	4.52%	
% No test without valid reason	0.00%	0.00%	0.00%	0.00%	0.00%	0.00%	0.00%	0.00%	0.00%	0.00%	0.00%	0.00%	0.00%	
Random General Benchmark 8.00%	8.00%	8.00%	8.00%	8.00%	8.00%	8.00%	8.00%	8.00%	8.00%	8.00%	8.00%	8.00%	YTD	
% Failures for SDO	5.56%	3.70%	10.34%	11.11%	0.00%	3.03%	3.85%	9.52%	0.00%	3.13%	0.00%	4.00%	4.78%	

## Melbourne Assessment Prison - Drugs Identified Through Testing by Drug Type – Monthly &amp; 2018-2019

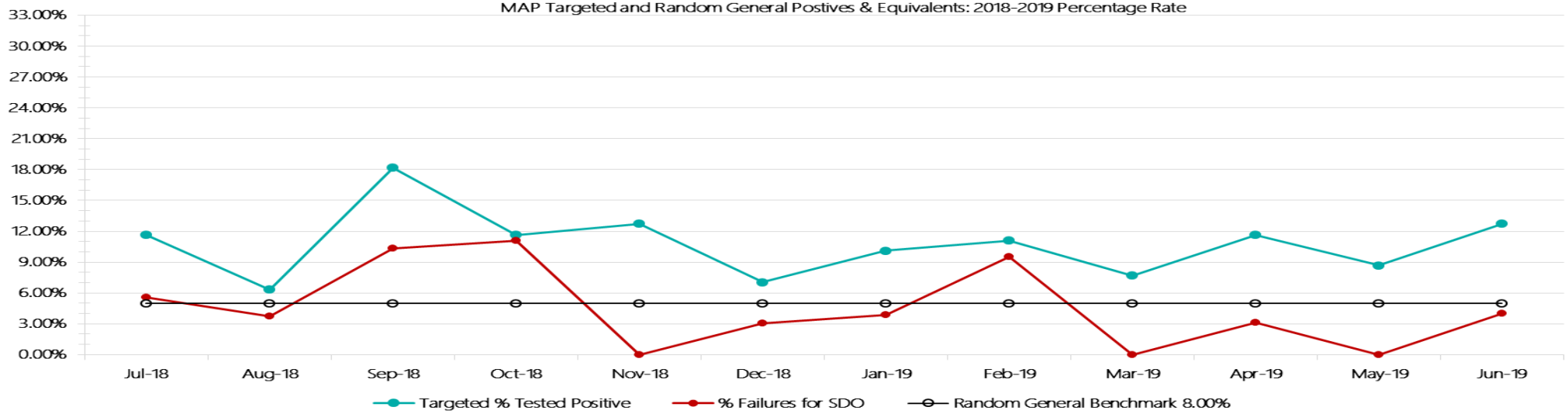
MAP	Amphetamines	Methamphetamines	Cocaine	Opiates	Benzodiazepines	Cannabinoids	Ethanol**	Metadone	ADP*	APS*	Steroids**	Buprenorphine	NOA*	Total
Jul-18	2	0	0	0	1	1	0	0	0	0	0	5	0	9
Aug-18	0	0	0	1	0	1	0	0	0	0	0	1	0	3
Sep-18	3	0	0	1	0	1	0	0	0	0	0	3	0	8
Oct-18	4	0	0	0	1	0	0	0	0	0	0	2	0	7
Nov-18	3	0	0	1	0	1	0	0	0	0	0	7	0	12
Dec-18	1	0	0	2	0	1	0	0	0	0	0	2	0	6
Jan-19	3	0	0	0	2	0	0	0	0	0	0	6	0	11
Feb-19	2	1	0	0	1	0	0	0	0	0	0	3	0	7
Mar-19	0	0	0	0	2	0	0	0	0	0	0	6	0	8
Apr-19	0	0	0	2	0	1	0	0	0	0	0	5	0	8
May-19	3	4	0	0	0	0	0	0	0	0	0	3	0	10
Jun-19	5	8	0	0	0	0	0	0	0	0	0	4	0	17
MAP YTD	26	13	0	7	7	6	0	0	0	0	0	47	0	106
All Prisons YTD	355	124	1	67	65	36	5	47	41	25	0	1805	5	2576
MAP % of Total	7.32%	10.48%	0.00%	10.45%	10.77%	16.67%	0.00%	0.00%	0.00%	0.00%	0.00%	2.60%	0.00%	4.11%

Melbourne Assessment Prison Seizures of Contraband: Visitors & Prisoners – Monthly & 2018-2019

Visitors	GVM		Powder & Crystal		Synthetic (Suspected)		Prescription Medication		Buprenorphine		Alcohol & Home Brew		Syringes & Needles		Smoking Paraphernalia		Edged Weapons		Electronic Devices		Tools		Other	
	Finds	Gms	Finds	Gms	Finds	Gms	Finds	Qty	Finds	Qty	Finds	Ltrs	Finds	Qty	Finds	Qty	Finds	Qty	Finds	Qty	Finds	Qty	Finds	Qty
MAP																								
Jul-18	0	0.00	0	0.00	0	0.00	1	2.00	0	0.00	0	0.000	0	0	0	0	0	0	0	0	0	0	0	0
Aug-18	0	0.00	0	0.00	0	0.00	1	10.00	0	0.00	0	0.000	0	0	0	0	0	0	0	0	0	0	0	0
Sep-18	0	0.00	0	0.00	0	0.00	0	0.00	0	0.00	0	0.000	0	0	0	0	0	0	0	0	0	0	0	0
Oct-18	0	0.00	0	0.00	0	0.00	0	0.00	0	0.00	0	0.000	0	0	0	0	0	0	0	0	0	0	0	0
Nov-18	0	0.00	0	0.00	0	0.00	0	0.00	0	0.00	0	0.000	0	0	0	0	0	0	0	0	0	0	0	0
Dec-18	0	0.00	0	0.00	0	0.00	0	0.00	0	0.00	0	0.000	0	0	0	0	0	0	0	0	0	0	0	0
Jan-19	0	0.00	0	0.00	0	0.00	0	0.00	0	0.00	0	0.000	0	0	0	0	0	0	0	0	0	0	0	0
Feb-19	0	0.00	0	0.00	0	0.00	0	0.00	0	0.00	0	0.000	0	0	0	0	0	0	0	0	0	0	0	0
Mar-19	0	0.00	0	0.00	0	0.00	0	0.00	0	0.00	0	0.000	0	0	0	0	0	0	0	0	0	0	0	0
Apr-19	0	0.00	0	0.00	0	0.00	0	0.00	0	0.00	0	0.000	0	0	0	0	0	0	0	0	0	0	0	0
May-19	0	0.00	0	0.00	0	0.00	0	0.00	0	0.00	0	0.000	0	0	0	0	0	0	0	0	0	0	0	0
Jun-19	0	0.00	0	0.00	0	0.00	0	0.00	0	0.00	0	0.000	0	0	0	0	0	0	0	0	0	0	0	0
Total	0	0.00	0	0.00	0	0.00	2	12.00	0	0.00	0	0.000	0	0	0	0	0	0	0	0	0	0	0	0

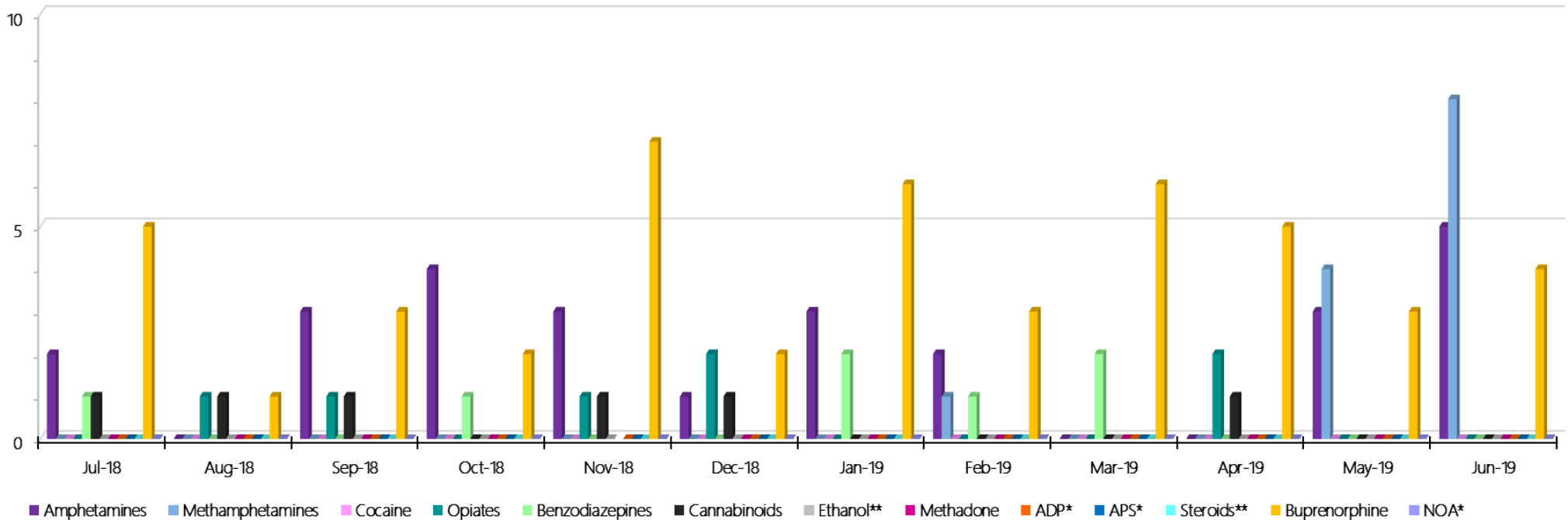
Prisoners	GVM		Powder & Crystal		Synthetic (Suspected)		Prescription Medication		Buprenorphine		Alcohol & Home Brew		Syringes & Needles		Smoking Paraphernalia		Edged Weapons		Electronic Devices		Tools		Other	
	Finds	Gms	Finds	Gms	Finds	Gms	Finds	Qty	Finds	Qty	Finds	Ltrs	Finds	Qty	Finds	Qty	Finds	Qty	Finds	Qty	Finds	Qty	Finds	Qty
MAP																								
Jul-18	0	0.00	2	4.50	0	0.00	3	4.50	0	0.00	0	0.000	1	30	2	6	1	5	0	0	1	1	1	1
Aug-18	0	0.00	5	5.10	0	0.00	5	16.00	0	0.00	0	0.000	1	1	4	5	1	1	0	0	0	0	2	3
Sep-18	2	13.53	3	1.05	0	0.00	3	6.00	1	0.80	0	0.000	1	1	2	4	0	0	0	0	0	0	4	8
Oct-18	0	0.00	0	0.00	0	0.00	10	29.50	0	0.00	0	0.000	0	0	4	7	1	2	1	1	0	0	1	2
Nov-18	2	0.06	4	11.96	0	0.00	3	12.50	3	1.80	0	0.000	2	2	2	5	1	1	1	1	1	2	2	4
Dec-18	2	1.60	2	2.70	0	0.00	6	10.50	2	5.00	1	0.200	3	3	1	3	1	1	1	1	0	0	0	0
Jan-19	2	1.90	2	5.56	0	0.00	6	7.25	3	10.50	0	0.000	1	1	3	4	1	1	2	2	5	5	1	1
Feb-19	2	1.25	1	0.45	1	1.00	2	0.75	5	8.20	0	0.000	0	0	2	5	1	1	1	1	0	0	0	0
Mar-19	0	0.00	1	0.41	0	0.00	0	0.00	5	1.60	0	0.000	1	1	0	0	0	0	0	0	0	0	0	0
Apr-19	1	0.20	1	3.20	1	1.00	2	9.00	3	5.30	0	0.000	0	0	2	2	1	1	0	0	0	0	0	0
May-19	1	2.00	2	2.00	0	0.00	5	22.50	12	38.50	0	0.000	1	1	3	4	1	1	1	1	2	2	2	8
Jun-19	3	2.50	4	13.40	0	0.00	2	3.00	1	1.00	0	0.000	1	1	1	1	0	0	1	1	0	0	0	0
Total	15	23.04	27	50.33	2	2.00	47	121.50	35	72.70	1	0.200	12	41	26	46	9	14	8	8	9	10	13	27

### Melbourne Assessment Prison Targeted and Random General Urinalysis Positives & Equivalents - 2018-2019



### Melbourne Assessment Prison Positive Test Results by Drug Type - 2018-2019

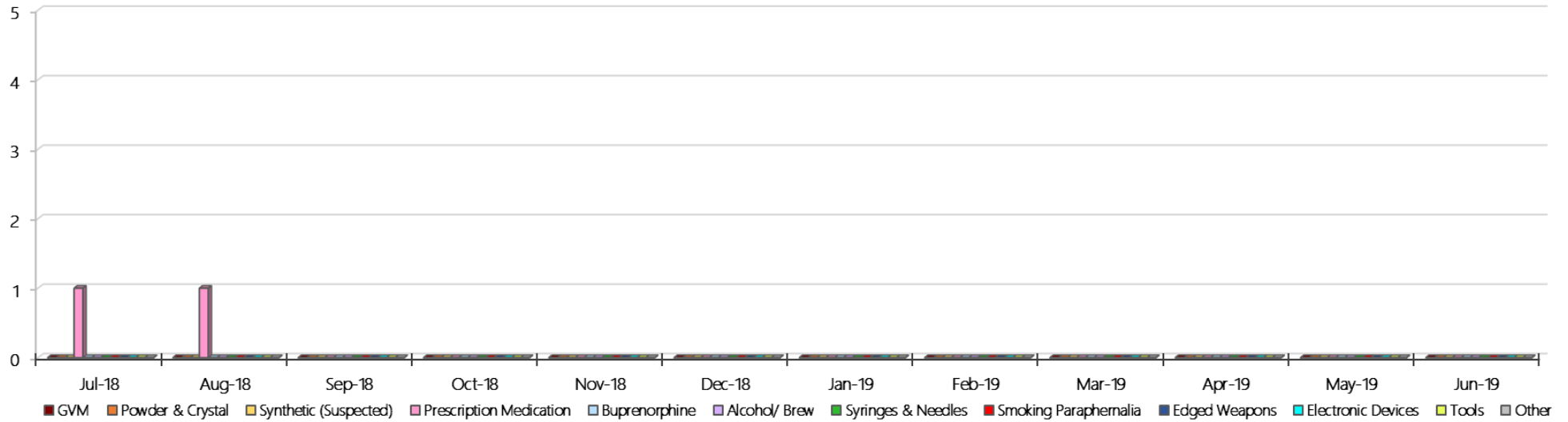
MAP Positive Test Results By Drug Type: 2018-2019





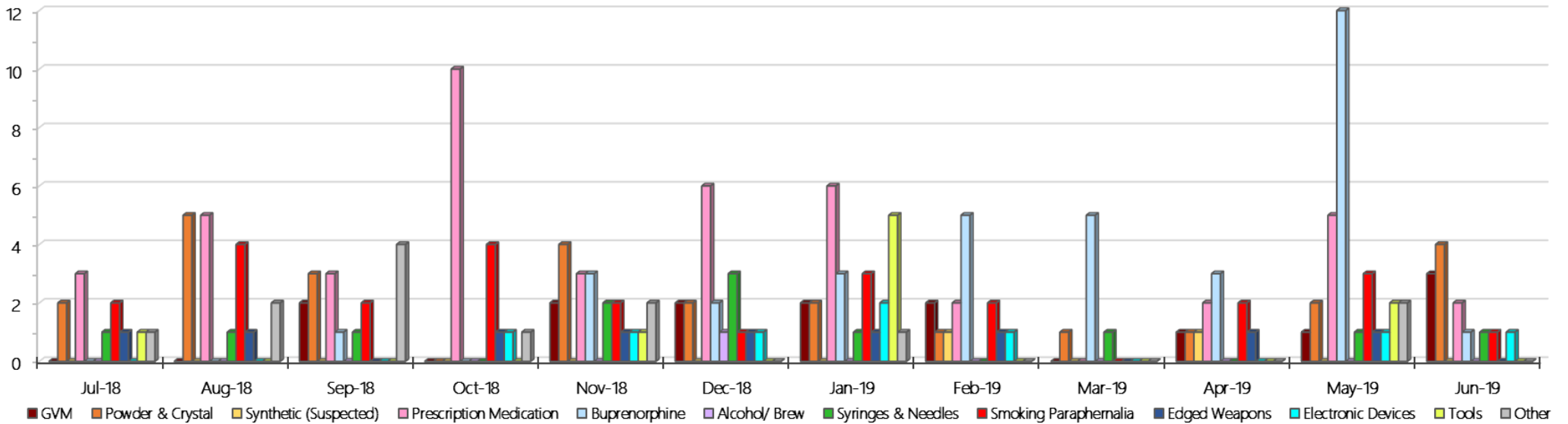
### Melbourne Assessment Prison Count of Visitor Seizure Finds – Monthly 2018-2019

MAP Count of Visitor Seizure Finds - Monthly 2018-2019



### Melbourne Assessment Prison Count of Prisoner Seizure Finds – Monthly 2018-2019

MAP Count of Prisoner Seizure Finds - Monthly 2018-2019



## Metropolitan Remand Centre

### Targeted and Random General Drug Test Results: 2018-2019

Metropolitan Remand Centre	Jul-18	Aug-18	Sep-18	Oct-18	Nov-18	Dec-18	Jan-19	Feb-19	Mar-19	Apr-19	May-19	Jun-19	Average	Totals
Effective Sample - Targeted	133	181	121	72	160	184	128	171	98	67	121	128	130	1564
Targeted Positives	8	20	13	10	23	20	20	34	15	7	17	12	17	199
Refusal	0	5	5	0	0	1	1	0	1	0	3	1	1	17
Unable	1	2	2	1	1	7	1	3	1	5	2	0	2	26
Interfered	0	0	0	0	0	0	0	0	0	0	1	0	0	1
Adulterated	0	2	0	0	0	0	0	0	0	0	0	1	0	3
Targeted % Tested Positive	6.77%	16.02%	16.53%	15.28%	15.00%	15.22%	17.19%	21.64%	17.35%	17.91%	19.01%	10.94%	15.73%	15.73%
Awaiting / Pending Results	0	0	0	0	0	0	0	0	0	0	0	0	0	0
Targeted Residual	0	1	1	0	1	0	4	1	2	0	3	0	1	13
Random tests collected	128	108	98	124	106	117	103	104	68	125	103	91	106	1275
Tested Positive	9	5	2	5	4	7	8	14	2	9	13	7	7	85
Refusal (guilty)	0	0	1	2	0	0	1	0	0	1	0	2	1	7
Unable (not guilty)	0	0	0	0	0	0	0	0	0	0	0	0	0	0
Unable (guilty)	3	1	2	1	0	3	0	2	1	2	2	2	2	19
Interfered (guilty)	0	0	0	0	0	0	0	0	0	0	0	0	0	0
No test (valid reason)	4	6	12	14	3	7	5	7	42	7	7	11	10	125
No test (no valid reason)	0	0	0	0	0	0	0	0	0	0	0	6	1	6
Adulterated	0	0	0	0	0	0	0	0	0	0	0	0	0	0
Awaiting / Pending Results	0	0	0	0	0	0	0	0	0	0	0	0	0	0
Random Residual (PIMS URAR030)	1	0	0	0	0	0	1	1	0	0	0	1		4
Effective Sample - Random General	131	109	101	127	106	120	104	106	69	128	105	101	109	1307
% Tested positive	6.87%	4.59%	1.98%	3.94%	3.77%	5.83%	7.69%	13.21%	2.90%	7.03%	12.38%	6.93%	6.43%	
% Prisoner guilty, positive equivalents	2.29%	0.92%	2.97%	2.36%	0.00%	2.50%	0.96%	1.89%	1.45%	2.34%	1.90%	3.96%	1.96%	
% Total prisoner fails	9.16%	5.50%	4.95%	6.30%	3.77%	8.33%	8.65%	15.09%	4.35%	9.38%	14.29%	10.89%	8.39%	
% No test without valid reason	0.00%	0.00%	0.00%	0.00%	0.00%	0.00%	0.00%	0.00%	0.00%	0.00%	0.00%	5.94%	0.50%	
Random General Benchmark 7.00%	7.00%	7.00%	7.00%	7.00%	7.00%	7.00%	7.00%	7.00%	7.00%	7.00%	7.00%	7.00%	YTD	
% Failures for SDO	9.16%	5.50%	4.95%	6.30%	3.77%	8.33%	8.65%	15.09%	4.35%	9.38%	14.29%	16.83%	8.95%	

## Metropolitan Remand Centre - Drugs Identified Through Testing by Drug Type – Monthly &amp; 2018-2019

MRC	Amphetamines	Methamphetamines	Cocaine	Opiates	Benzodiazepines	Cannabinoids	Ethanol**	Metadone	ADP*	APS*	Steroids**	Buprenorphine	NOA*	Total
Jul-18	7	0	0	1	2	0	0	0	0	0	0	22	0	32
Aug-18	11	0	0	0	1	0	0	0	0	0	0	24	0	36
Sep-18	7	0	0	0	0	0	0	0	0	0	0	11	0	18
Oct-18	7	0	0	0	0	0	0	0	0	0	0	17	0	24
Nov-18	10	0	0	0	0	2	0	0	0	0	0	25	0	37
Dec-18	6	0	0	1	0	0	0	1	0	0	0	24	0	32
Jan-19	8	0	0	2	1	0	0	0	0	0	0	32	0	43
Feb-19	5	2	0	0	0	0	0	0	0	0	0	55	0	62
Mar-19	6	7	0	0	0	0	0	0	0	0	0	15	0	28
Apr-19	7	7	0	0	0	2	0	0	0	0	0	33	0	49
May-19	3	4	0	0	0	0	0	0	0	0	0	32	0	39
Jun-19	1	1	0	1	0	0	0	0	0	0	0	24	0	27
<b>MRC YTD</b>	<b>78</b>	<b>21</b>	<b>0</b>	<b>5</b>	<b>4</b>	<b>4</b>	<b>0</b>	<b>1</b>	<b>0</b>	<b>0</b>	<b>0</b>	<b>314</b>	<b>0</b>	<b>427</b>
<i>All Prisons YTD</i>	<i>355</i>	<i>124</i>	<i>1</i>	<i>67</i>	<i>65</i>	<i>36</i>	<i>5</i>	<i>47</i>	<i>41</i>	<i>25</i>	<i>0</i>	<i>1805</i>	<i>5</i>	<i>2576</i>
<i>MRC % of Total</i>	<i>21.97%</i>	<i>16.94%</i>	<i>0.00%</i>	<i>7.46%</i>	<i>6.15%</i>	<i>11.11%</i>	<i>0.00%</i>	<i>2.13%</i>	<i>0.00%</i>	<i>0.00%</i>	<i>0.00%</i>	<i>17.40%</i>	<i>0.00%</i>	<i>16.58%</i>

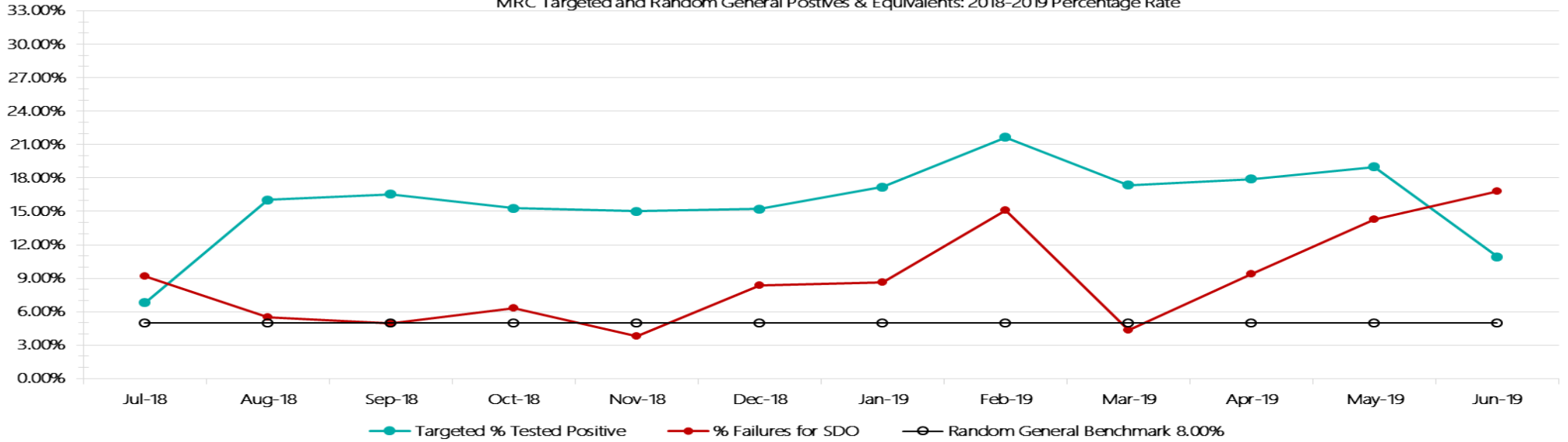
### Metropolitan Remand Centre Seizures of Contraband: Visitors & Prisoners – Monthly & 2018-2019

Visitors	GVM		Powder & Crystal		Synthetic (Suspected)		Prescription Medication		Buprenorphine		Alcohol & Home Brew		Syringes & Needles		Smoking Paraphernalia		Edged Weapons		Electronic Devices		Tools		Other			
	Finds	Gms	Finds	Gms	Finds	Gms	Finds	Qty	Finds	Qty	Finds	Ltrs	Finds	Qty	Finds	Qty	Finds	Qty	Finds	Qty	Finds	Qty	Finds	Qty		
MRC																										
Jul-18	0	0.00	0	0.00	0	0.00	0	0.00	0	0.00	0	0.000	0	0	0	0	0	0	0	0	0	0	0	0	0	0
Aug-18	0	0.00	0	0.00	0	0.00	1	1.00	1	3.10	0	0.000	0	0	1	1	0	0	0	0	0	0	1	1	1	1
Sep-18	2	2.00	3	7.90	0	0.00	1	1.00	1	9.00	0	0.000	1	7	4	6	0	0	1	2	1	2	0	0	0	0
Oct-18	0	0.00	0	0.00	0	0.00	0	0.00	0	0.00	0	0.000	0	0	0	0	0	0	0	0	0	0	0	0	0	0
Nov-18	0	0.00	0	0.00	0	0.00	0	0.00	0	0.00	0	0.000	0	0	0	0	0	0	1	1	2	4	0	0	0	0
Dec-18	0	0.00	1	4.10	0	0.00	0	0.00	0	0.00	0	0.000	0	0	0	0	0	0	0	0	0	0	0	0	0	0
Jan-19	0	0.00	2	8.00	0	0.00	0	0.00	1	44.00	0	0.000	0	0	0	0	1	1	0	0	1	1	3	3	3	3
Feb-19	0	0.00	1	1.00	0	0.00	0	0.00	0	0.00	0	0.000	0	0	2	2	0	0	0	0	0	0	0	0	2	4
Mar-19	1	1.20	4	5.50	0	0.00	0	0.00	0	0.00	0	0.000	1	2	2	4	1	1	0	0	0	0	0	0	4	12
Apr-19	0	0.00	0	0.00	0	0.00	0	0.00	0	0.00	0	0.000	0	0	1	2	0	0	0	0	1	7	1	1	1	1
May-19	3	8.20	1	0.60	1	13.60	1	2.00	0	0.00	0	0.000	2	2	1	1	0	0	0	0	2	3	1	1	1	1
Jun-19	0	0.00	0	0.00	0	0.00	0	0.00	0	0.00	0	0.000	0	0	0	0	0	0	0	0	0	0	0	0	0	0
Total	6	11.4	12	27.10	1	13.60	3	4.00	3	56.10	0	0.000	4	11	11	16	2	2	2	3	8	18	12	22	12	22

Prisoners	GVM		Powder & Crystal		Synthetic (Suspected)		Prescription Medication		Buprenorphine		Alcohol & Home Brew		Syringes & Needles		Smoking Paraphernalia		Edged Weapons		Electronic Devices		Tools		Other			
	Finds	Gms	Finds	Gms	Finds	Gms	Finds	Qty	Finds	Qty	Finds	Ltrs	Finds	Qty	Finds	Qty	Finds	Qty	Finds	Qty	Finds	Qty	Finds	Qty		
MRC																										
Jul-18	0	0.00	2	0.20	0	0.00	14	22.50	6	1.70	11	12.000	0	0	25	34	18	31	5	6	24	37	25	76	25	76
Aug-18	0	0.00	7	2.60	2	8.00	16	100.50	10	14.50	8	7.700	8	8	25	39	16	19	2	2	17	35	20	45	20	45
Sep-18	0	0.00	1	1.00	0	0.00	9	43.50	8	8.00	9	9.000	5	5	19	36	12	21	2	2	24	52	6	10	6	10
Oct-18	1	1.80	5	5.00	0	0.00	14	28.50	10	11.00	3	15.000	2	2	26	80	12	16	0	0	23	41	22	29	22	29
Nov-18	1	1.00	1	0.10	0	0.00	16	22.50	5	8.50	4	5.000	2	2	14	41	13	18	0	0	17	40	34	131	34	131
Dec-18	0	0.00	1	0.05	0	0.00	17	57.50	16	43.00	6	9.000	2	5	33	56	15	16	0	0	27	73	17	79	17	79
Jan-19	0	0.00	4	20.20	1	5.50	15	27.00	20	20.20	3	3.000	5	5	10	20	19	25	0	0	29	79	24	41	24	41
Feb-19	0	0.00	4	5.90	0	0.00	17	18.75	20	13.70	3	5.300	4	6	19	44	12	14	1	1	28	81	27	42	27	42
Mar-19	0	0.00	5	7.10	0	0.00	14	28.50	13	14.70	1	1.000	0	0	20	46	12	14	1	1	0	0	27	42	27	42
Apr-19	0	0.00	0	0.00	0	0.00	8	14.00	17	11.70	3	3.000	5	5	14	23	9	12	0	0	13	33	21	37	21	37
May-19	0	0.00	0	0.00	0	0.00	14	34.50	27	19.60	3	2.600	7	8	13	19	10	11	1	1	15	48	26	39	26	39
Jun-19	2	8.10	7	8.30	1	100.	7	7.00	10	85.80	4	3.750	2	2	9	13	12	18	0	0	5	17	15	27	15	27
Total	4	10.90	37	50.45	4	113.5	161	404.75	162	252.40	58	76.350	42	48	227	450	160	215	12	13	222	536	264	598	264	598

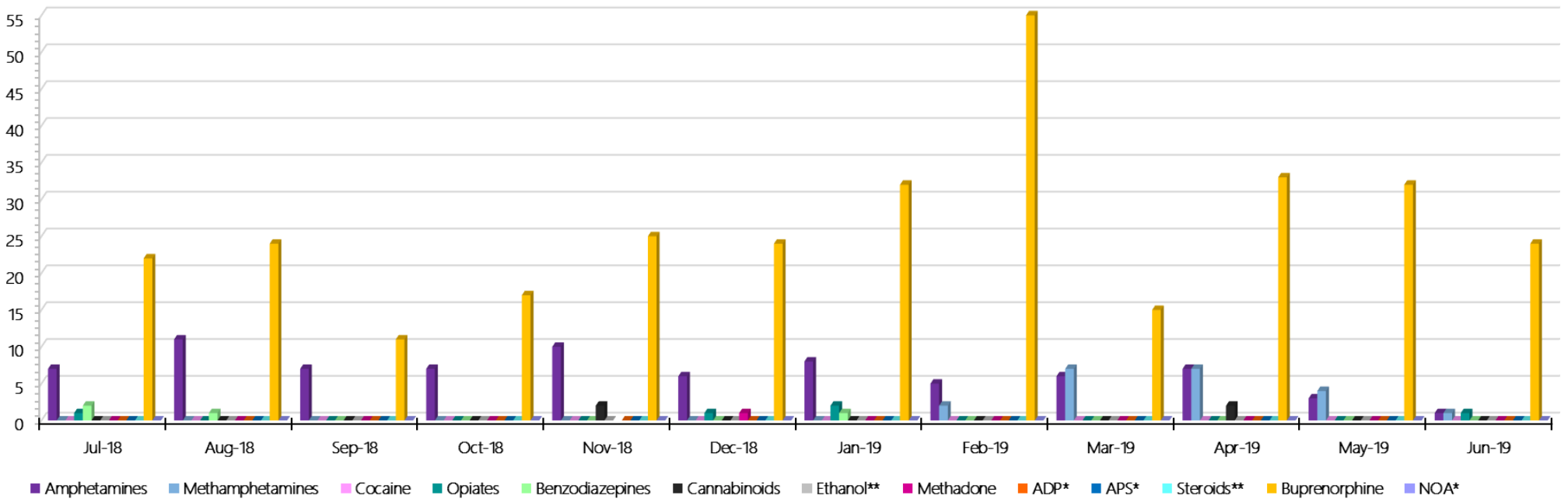
### Metropolitan Remand Centre Targeted and Random General Drug Test Positives & Equivalents - 2018-2019

MRC Targeted and Random General Postives & Equivalents: 2018-2019 Percentage Rate



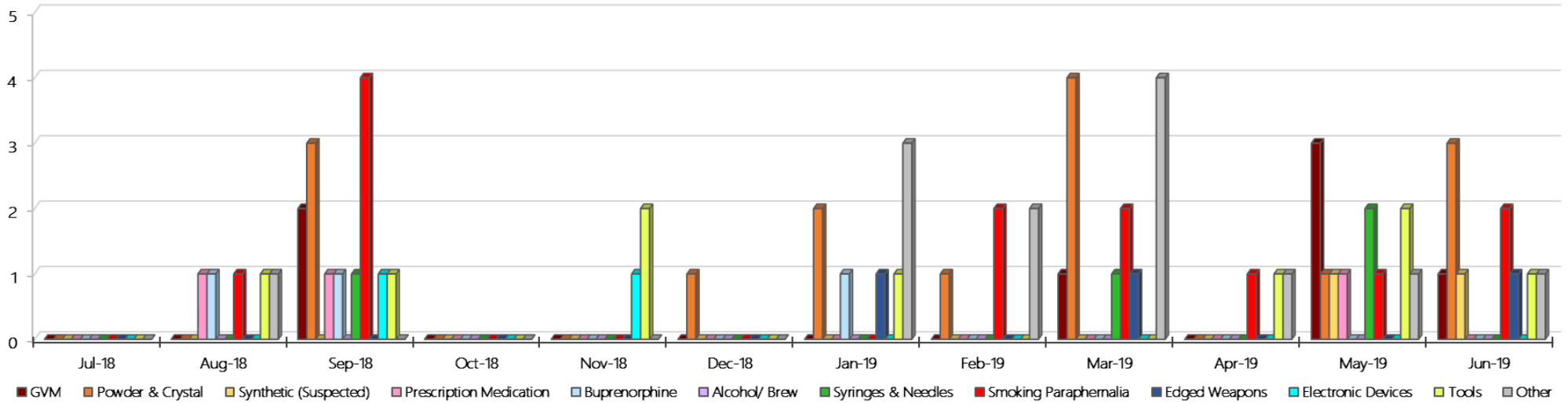
### Metropolitan Remand Centre Positive Drug Test Results by Drug Type - 2018-2019

MRC Positive Test Results By Drug Type: 2018-2019



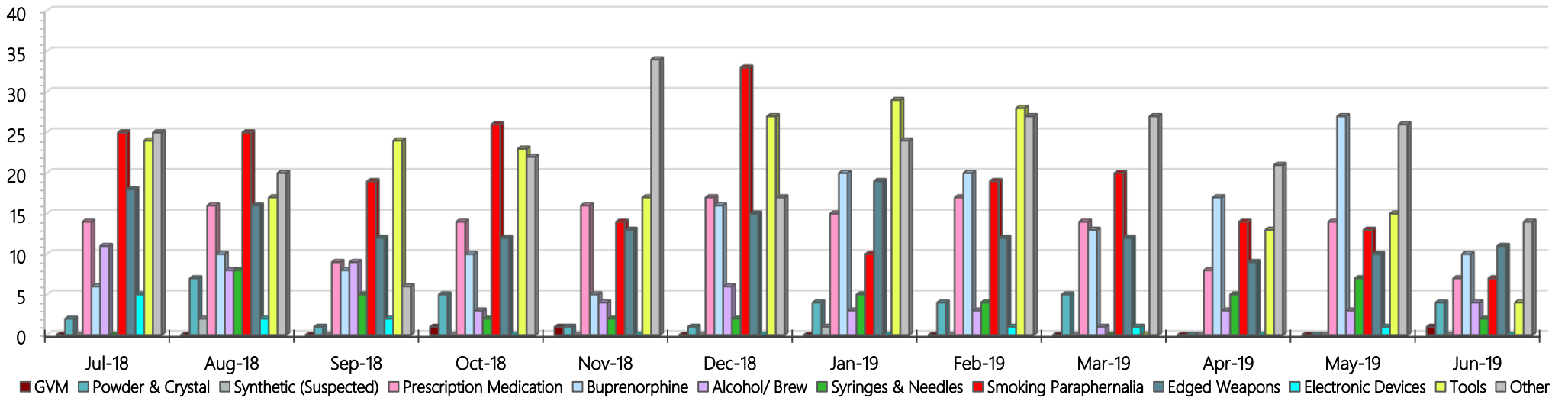
### Metropolitan Remand Centre Count of Visitor Seizure Finds – Monthly 2018-2019

MRC Count of Visitor Seizure Finds - Monthly 2018-2019



### Metropolitan Remand Centre Count of Prisoner Seizure Finds – Monthly 2018-2019

MRC Count of Prisoner Seizure Finds - Monthly 2018-2019



## Port Phillip Prison

### Targeted and Random General Drug Test Results: 2018-2019

Port Phillip Prison	Jul-18	Aug-18	Sep-18	Oct-18	Nov-18	Dec-18	Jan-19	Feb-19	Mar-19	Apr-19	May-19	Jun-19	Average	Totals
Effective Sample - Targeted	274	319	216	329	258	285	345	264	208	303	280	317	283	3398
Targeted Positives	19	35	18	33	17	25	20	31	24	29	24	34	26	309
Refusal	7	5	4	10	14	12	11	2	5	9	3	0	7	82
Unable	3	1	1	2	5	5	1	2	1	8	3	2	3	34
Interfered	0	0	0	0	0	1	0	0	0	0	0	0	0	1
Adulterated	1	2	0	1	1	1	0	2	2	2	0	0	1	12
Targeted % Tested Positive	10.95%	13.48%	10.65%	13.98%	14.34%	15.44%	9.28%	14.02%	15.38%	15.84%	10.71%	11.36%	12.89%	12.89%
Awaiting / Pending Results	0	0	0	0	0	0	0	0	1	0	1	1	0	3
Targeted Residual	2	3	2	2	1	0	4	1	1	2	1	2	2	21
Random tests collected	63	56	48	60	48	56	48	50	53	64	52	50	54	648
Tested Positive	1	3	0	2	1	5	4	2	6	3	3	5	3	35
Refusal (guilty)	0	0	0	0	0	1	0	0	0	2	0	0	0	3
Unable (not guilty)	3	0	0	0	0	0	1	0	0	0	1	0	0	5
Unable (guilty)	0	0	0	1	1	0	0	0	0	0	0	0	0	2
Interfered (guilty)	0	0	0	0	0	0	0	0	0	0	0	0	0	0
No test (valid reason)	4	0	6	4	3	4	3	2	2	2	3	5	3	38
No test (no valid reason)	0	0	0	0	0	0	0	0	0	0	0	0	0	0
Adulterated	0	0	0	0	0	0	0	0	0	0	0	0	0	0
Awaiting / Pending Results	0	0	0	0	0	0	0	0	0	0	0	0	0	0
Random Residual (PIMS URAR030)	0	0	0	0	0	0	0	0	0	0	1	0		1
Effective Sample - Random General	63	56	48	61	49	57	48	50	53	66	52	50	54	653
% Tested positive	1.59%	5.36%	0.00%	3.28%	2.04%	8.77%	8.33%	4.00%	11.32%	4.55%	5.77%	10.00%	5.42%	
% Prisoner guilty, positive equivalents	0.00%	0.00%	0.00%	1.64%	2.04%	1.75%	0.00%	0.00%	0.00%	3.03%	0.00%	0.00%	0.71%	
% Total prisoner fails	1.59%	5.36%	0.00%	4.92%	4.08%	10.53%	8.33%	4.00%	11.32%	7.58%	5.77%	10.00%	6.12%	
% No test without valid reason	0.00%	0.00%	0.00%	0.00%	0.00%	0.00%	0.00%	0.00%	0.00%	0.00%	0.00%	0.00%	0.00%	
% Failures for SDO	1.59%	5.36%	0.00%	4.92%	4.08%	10.53%	8.33%	4.00%	11.32%	7.58%	5.77%	10.00%	6.13%	

*Port Phillip Prison - Drugs Identified Through Testing by Drug Type – Monthly & 2018-2019*

PPP	Amphetamines	Methamphetamines	Cocaine	Opiates	Benzodiazepines	Cannabinoids	Ethanol**	Metadone	ADP*	APS*	Steroids**	Buprenorphine	NOA *	Total
Jul-18	4	0	0	3	0	0	0	1	0	0	0	22	0	30
Aug-18	5	0	0	2	0	0	0	0	0	0	0	39	0	46
Sep-18	5	0	0	0	0	0	0	0	0	0	0	24	0	29
Oct-18	3	0	0	7	2	2	0	5	0	0	0	31	0	50
Nov-18	6	0	0	2	0	0	0	0	0	0	0	16	0	24
Dec-18	9	0	0	0	2	0	0	5	0	0	0	21	0	37
Jan-19	0	0	0	1	1	0	0	6	0	0	0	19	0	27
Feb-19	1	0	0	1	0	0	0	1	0	0	0	34	0	37
Mar-19	2	5	0	2	0	0	0	2	0	0	0	38	0	49
Apr-19	3	8	0	1	3	0	0	1	0	0	0	31	0	47
May-19	2	2	0	0	0	0	0	2	0	0	0	32	0	38
Jun-19	3	6	0	0	0	0	0	0	0	0	0	45	0	54
PPP YTD	43	21	0	19	8	2	0	23	0	0	0	352	0	468
All Prisons YTD	355	124	1	67	65	36	5	47	41	25	0	1805	5	2576
PPP % of Total	12.11%	16.94%	0.00%	28.36%	12.31%	5.56%	0.00%	48.94%	0.00%	0.00%	0.00%	19.50%	0.00 %	18.17%

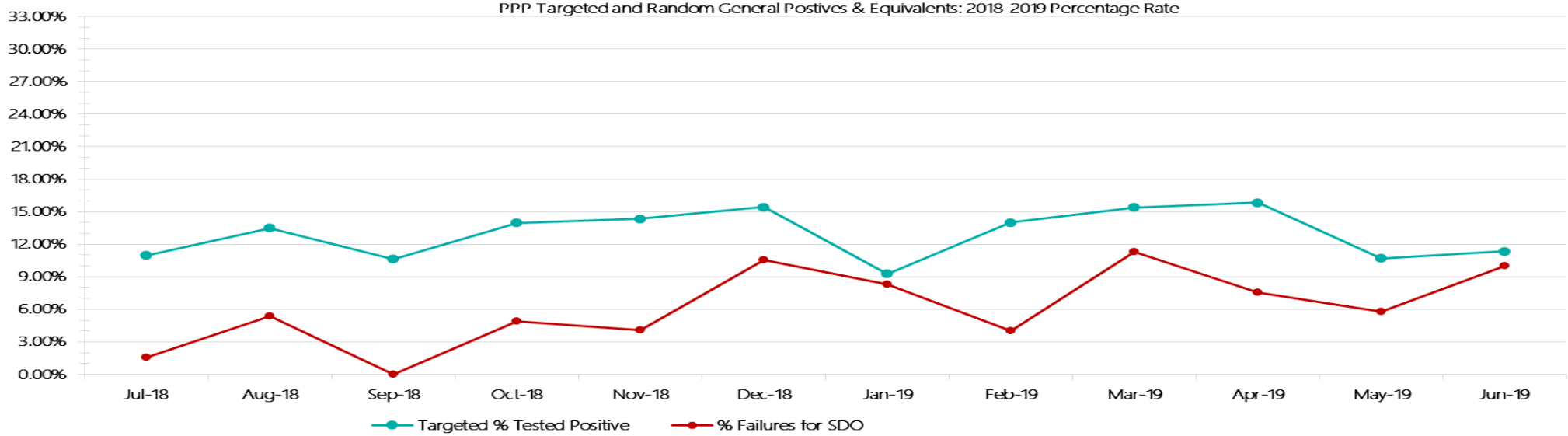


Port Phillip Prison Seizures of Contraband: Visitors & Prisoners – Monthly & 2018-2019

Visitors	GVM		Powder & Crystal		Synthetic (Suspected)		Prescription Medication		Buprenorphine		Alcohol & Home Brew		Syringes & Needles		Smoking Paraphernalia		Edged Weapons		Electronic Devices		Tools		Other	
	Findings	Gms	Findings	Gms	Findings	Gms	Findings	Qty	Findings	Qty	Findings	Ltrs	Findings	Qty	Findings	Qty	Findings	Qty	Findings	Qty	Findings	Qty	Findings	Qty
Jul-18	1	1.00	0	0.00	0	0.00	0	0.00	0	0.00	0	0.000	1	1	1	1	0	0	0	0	0	0	0	0
Aug-18	1	0.46	2	4.03	0	0.00	0	0.00	0	0.00	0	0.000	0	0	1	4	0	0	0	0	0	0	0	0
Sep-18	1	0.20	1	0.05	0	0.00	0	0.00	1	92.00	0	0.000	0	0	2	2	0	0	0	0	0	0	2	2
Oct-18	1	2.31	0	0.00	0	0.00	0	0.00	0	0.00	0	0.000	0	0	0	0	0	0	0	0	0	0	0	0
Nov-18	1	1.00	0	0.00	0	0.00	0	0.00	2	31.00	0	0.000	1	3	1	1	1	1	0	0	0	0	2	2
Dec-18	1	0.20	3	4.69	0	0.00	1	1.00	1	1.00	0	0.000	1	1	2	2	1	1	0	0	0	0	4	5
Jan-19	2	3.19	0	0.00	0	0.00	0	0.00	0	0.00	0	0.000	1	1	0	0	0	0	0	0	0	0	1	1
Feb-19	0	0.00	2	13.24	0	0.00	0	0.00	0	0.00	0	0.000	0	0	1	4	0	0	0	0	0	0	0	0
Mar-19	1	1.00	1	1.00	0	0.00	0	0.00	1	85.00	0	0.000	0	0	2	55	0	0	0	0	0	0	1	2
Apr-19	0	0.00	0	0.00	0	0.00	0	0.00	0	0.00	0	0.000	0	0	0	0	1	1	0	0	0	0	0	0
May-19	0	0.00	0	0.00	0	0.00	0	0.00	0	0.00	0	0.000	0	0	0	0	0	0	0	0	0	0	3	3
Jun-19	1	1.00	0	0.00	0	0.00	0	0.00	0	0.00	0	0.000	0	0	1	1	0	0	0	0	0	0	0	0
<b>Total</b>	<b>10</b>	<b>10.36</b>	<b>9</b>	<b>23.01</b>	<b>0</b>	<b>0.00</b>	<b>1</b>	<b>1.00</b>	<b>5</b>	<b>209.00</b>	<b>0</b>	<b>0.000</b>	<b>4</b>	<b>6</b>	<b>11</b>	<b>70</b>	<b>3</b>	<b>3</b>	<b>0</b>	<b>0</b>	<b>0</b>	<b>0</b>	<b>13</b>	<b>15</b>

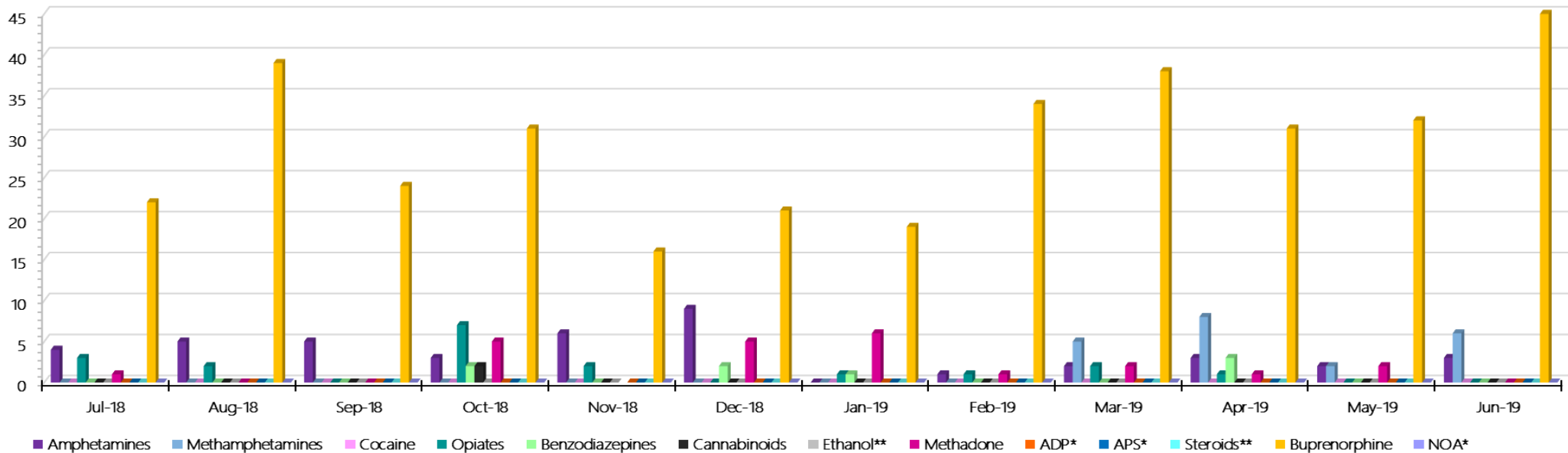
Prisoners	GVM		Powder & Crystal		Synthetic (Suspected)		Prescription Medication		Buprenorphine		Alcohol & Home Brew		Syringes & Needles		Smoking Paraphernalia		Edged Weapons		Electronic Devices		Tools		Other	
	Findings	Gms	Findings	Gms	Findings	Gms	Findings	Qty	Findings	Qty	Findings	Ltrs	Findings	Qty	Findings	Qty	Findings	Qty	Findings	Qty	Findings	Qty	Findings	Qty
Jul-18	1	0.03	1	0.50	0	0.00	10	39.00	8	10.00	1	3.000	6	6	4	7	17	17	0	0	8	12	9	11
Aug-18	1	0.06	1	1.00	0	0.00	14	85.00	6	22.00	0	0.000	8	8	3	3	12	12	0	0	4	6	7	9
Sep-18	1	0.01	0	0.00	0	0.00	14	50.00	11	24.00	4	33.300	13	14	8	29	8	8	0	0	2	3	9	20
Oct-18	0	0.00	1	1.00	0	0.00	14	39.50	13	19.20	6	52.000	8	8	8	17	10	10	0	0	0	0	5	7
Nov-18	0	0.00	2	1.40	0	0.00	10	29.00	11	16.00	0	0.000	2	1	13	31	15	22	0	0	10	11	10	10
Dec-18	1	3.33	1	3.88	0	0.00	18	38.50	17	18.90	0	0.000	2	4	2	3	9	10	1	1	3	5	9	15
Jan-19	0	0.00	2	2.00	0	0.00	12	21.00	8	3.80	3	6.000	3	3	8	9	12	12	1	1	3	3	7	14
Feb-19	0	0.00	0	0.00	0	0.00	13	28.50	13	6.50	0	0.000	10	17	6	6	14	18	1	1	3	6	14	17
Mar-19	0	0.00	0	0.00	0	0.00	12	33.00	14	23.00	1	1.000	4	4	3	1	20	24	0	0	5	8	8	12
Apr-19	1	0.07	1	1.00	0	0.00	15	46.00	7	32.60	2	3.000	5	6	1	3	13	16	3	4	0	0	7	7
May-19	0	0.00	0	0.00	0	0.00	13	51.50	8	169.00	0	0.000	7	7	2	2	13	14	2	4	4	6	8	9
Jun-19	0	0.00	1	1.60	0	0.00	5	23.00	8	8.00	0	0.000	4	4	4	5	15	19	0	0	2	3	12	16
<b>Total</b>	<b>5</b>	<b>3.50</b>	<b>10</b>	<b>12.38</b>	<b>0</b>	<b>0.00</b>	<b>150</b>	<b>484.00</b>	<b>124</b>	<b>353.00</b>	<b>17</b>	<b>98.300</b>	<b>72</b>	<b>82</b>	<b>62</b>	<b>116</b>	<b>158</b>	<b>182</b>	<b>8</b>	<b>11</b>	<b>44</b>	<b>63</b>	<b>105</b>	<b>147</b>

### Port Phillip Prison Targeted and Random General Drug Test Positives & Equivalents - 2018-2019



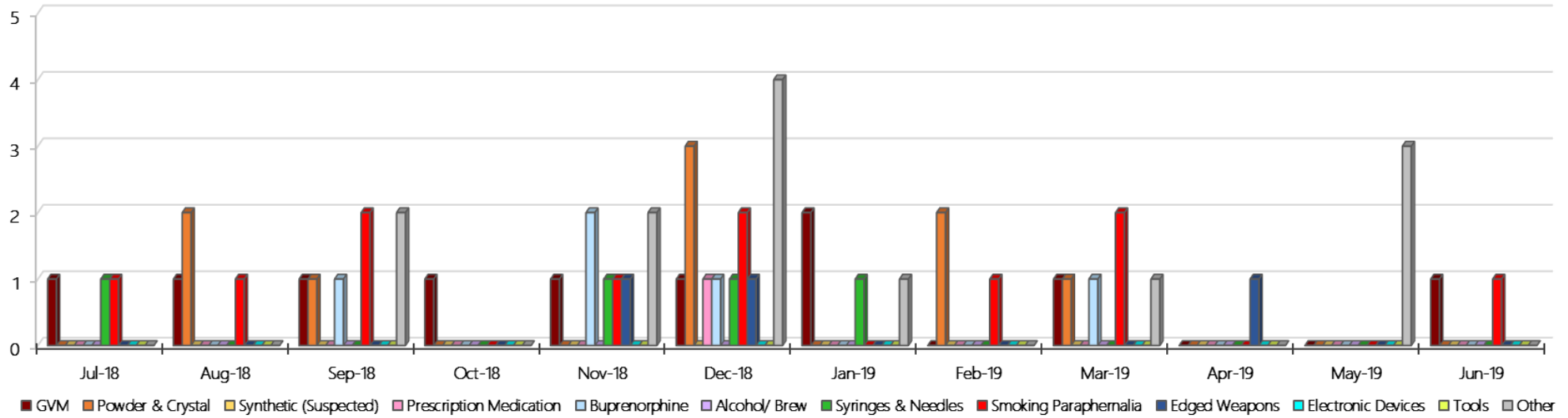
### Port Phillip Prison Positive Test Results by Drug Type - 2018-2019

PPP Positive Test Results By Drug Type: 2018-2019



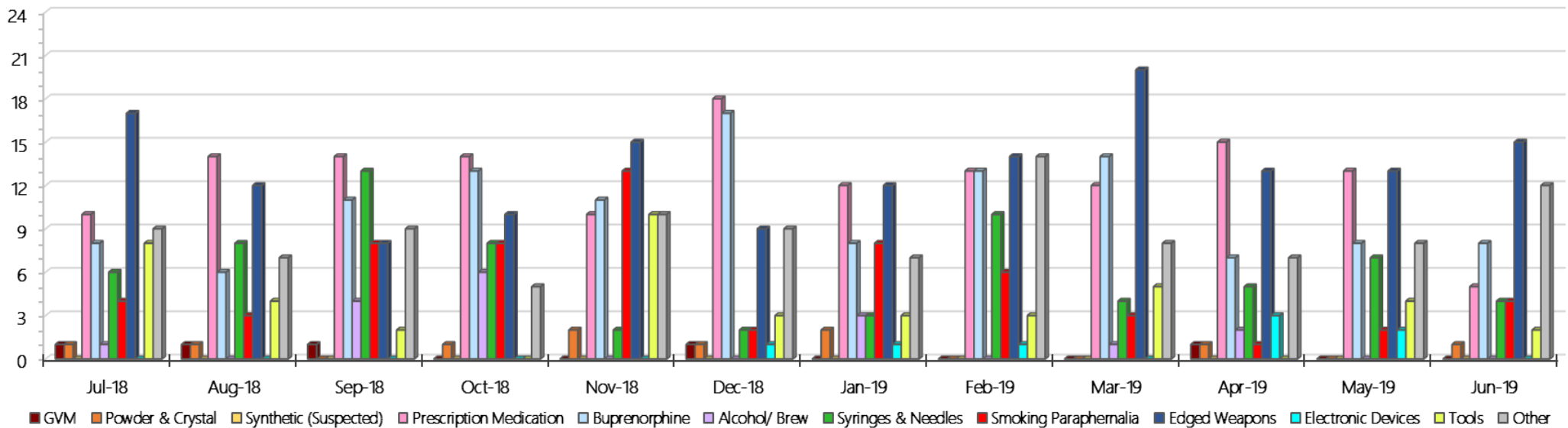
### Port Phillip Prison Count of Visitor Seizure Finds – Monthly 2018-2019

PPP Count of Visitor Seizure Finds - Monthly 2018-2019



### Port Phillip Prison Count of Prisoner Seizure Finds – Monthly 2018-2019

PPP Count of Prisoner Seizure Finds - Monthly 2018-2019



*Dame Phyllis Frost Centre*  
*Targeted and Random General Drug Test Results: 2018-2019*

DPFC	Jul-18	Aug-18	Sep-18	Oct-18	Nov-18	Dec-18	Jan-19	Feb-19	Mar-19	Apr-19	May-19	Jun-19	Average	Totals
Effective Sample - Targeted	147	136	97	137	118	105	150	129	131	123	88	105	122	1466
Targeted Positives	15	12	9	29	16	17	17	7	11	16	14	12	15	175
Refusal	5	5	6	2	1	1	4	2	2	4	4	2	3	38
Unable	2	0	1	2	0	2	4	1	0	0	0	1	1	13
Interfered	0	0	0	0	0	0	0	0	0	0	0	0	0	0
Adulterated	0	0	0	0	0	0	0	0	0	0	0	0	0	0
Targeted % Tested Positive	14.97%	12.50%	16.49%	24.09%	14.41%	19.05%	16.67%	7.75%	9.92%	16.26%	20.45%	14.29%	15.42%	15.42%
Awaiting / Pending Results	0	0	0	0	0	0	0	0	0	0	0	2	0	2
Targeted Residual	0	0	0	3	2	0	0	0	0	0	0	0	0	5
Random tests collected	76	61	60	73	57	74	60	59	61	80	66	63	66	790
Tested Positive	1	0	1	4	1	3	0	0	0	0	0	0	1	10
Refusal (guilty)	2	0	0	1	0	0	0	2	0	1	0	0	1	6
Unable (not guilty)	0	0	0	0	0	0	0	0	0	0	0	0	0	0
Unable (guilty)	0	0	0	1	1	1	2	0	1	0	0	0	1	6
Interfered (guilty)	0	0	0	0	0	0	0	0	0	0	0	0	0	0
No test (valid reason)	1	4	4	2	2	2	3	4	6	4	1	1	3	34
No test (no valid reason)	0	0	0	0	0	0	0	0	0	0	0	0	0	0
Adulterated	0	0	0	0	1	0	0	0	0	0	0	0	0	1
Awaiting / Pending Results	0	0	0	0	0	0	0	0	0	0	0	0	0	0
Random Residual (PIMS URAR030)	0	0	0	0	0	0	0	0	0	0	0	0	0	0
Effective Sample - Random General	78	61	60	75	58	75	62	61	62	81	66	63	67	802
% Tested positive	1.28%	0.00%	1.67%	5.33%	1.72%	4.00%	0.00%	0.00%	0.00%	0.00%	0.00%	0.00%	1.17%	
% Prisoner guilty, positive equivalent	2.56%	0.00%	0.00%	2.67%	3.45%	1.33%	3.23%	3.28%	1.61%	1.23%	0.00%	0.00%	1.61%	
% Total prisoner fails	3.85%	0.00%	1.67%	8.00%	3.45%	5.33%	3.23%	3.28%	1.61%	1.23%	0.00%	0.00%	2.64%	
% No test without valid reason	0.00%	0.00%	0.00%	0.00%	0.00%	0.00%	0.00%	0.00%	0.00%	0.00%	0.00%	0.00%	0.00%	
Random General Benchmark 7.25%	7.25%	7.25%	7.25%	7.25%	7.25%	7.25%	7.25%	7.25%	7.25%	7.25%	7.25%	7.25%	7.25%	YTD
% Failures for SDO	3.85%	0.00%	1.67%	8.00%	5.17%	5.33%	3.23%	3.28%	1.61%	1.23%	0.00%	0.00%	2.87%	

*DPFC - Drugs Identified Through Testing by Drug Type – Monthly & 2018-2019*

DPFC	Amphetamines	Methamphetamines	Cocaine	Opiates	Benzodiazepines	Cannabinoids	Ethanol**	Methodone	ADP*	APS*	Steroids**	Buprenorphine	NOA*	Total
Jul-18	9	0	0	4	1	0	0	0	1	0	0	2	0	17
Aug-18	2	0	0	0	2	0	0	1	3	0	0	5	0	13
Sep-18	1	0	0	0	1	0	0	1	0	0	0	7	2	12
Oct-18	18	0	0	10	6	1	0	3	2	1	0	4	0	45
Nov-18	9	0	0	4	1	2	0	0	0	0	0	6	0	22
Dec-18	5	0	0	2	1	0	0	0	0	2	0	15	0	25
Jan-19	15	0	0	0	0	0	0	1	1	0	0	3	0	20
Feb-19	6	0	0	0	3	1	0	0	0	1	0	3	0	14
Mar-19	2	3	0	0	1	0	0	1	2	0	0	8	0	17
Apr-19	8	8	0	2	0	1	0	0	0	0	0	3	0	22
May-19	1	2	0	0	2	0	0	1	0	0	0	2	0	8
Jun-19	2	4	0	0	0	0	0	1	1	0	0	2	0	10
<b>DPFC YTD</b>	<b>78</b>	<b>17</b>	<b>0</b>	<b>22</b>	<b>18</b>	<b>5</b>	<b>0</b>	<b>9</b>	<b>10</b>	<b>4</b>	<b>0</b>	<b>60</b>	<b>2</b>	<b>225</b>
<i>All Prisons YTD</i>	<i>355</i>	<i>124</i>	<i>1</i>	<i>67</i>	<i>65</i>	<i>36</i>	<i>5</i>	<i>47</i>	<i>41</i>	<i>25</i>	<i>0</i>	<i>1805</i>	<i>5</i>	<i>2576</i>
<i>DPFC % of Total</i>	<i>21.97%</i>	<i>13.71%</i>	<i>0.00%</i>	<i>32.84%</i>	<i>27.69%</i>	<i>13.89%</i>	<i>0.00%</i>	<i>19.15%</i>	<i>24.39%</i>	<i>16.00%</i>	<i>0.00%</i>	<i>3.32%</i>	<i>40.00%</i>	<i>8.73%</i>

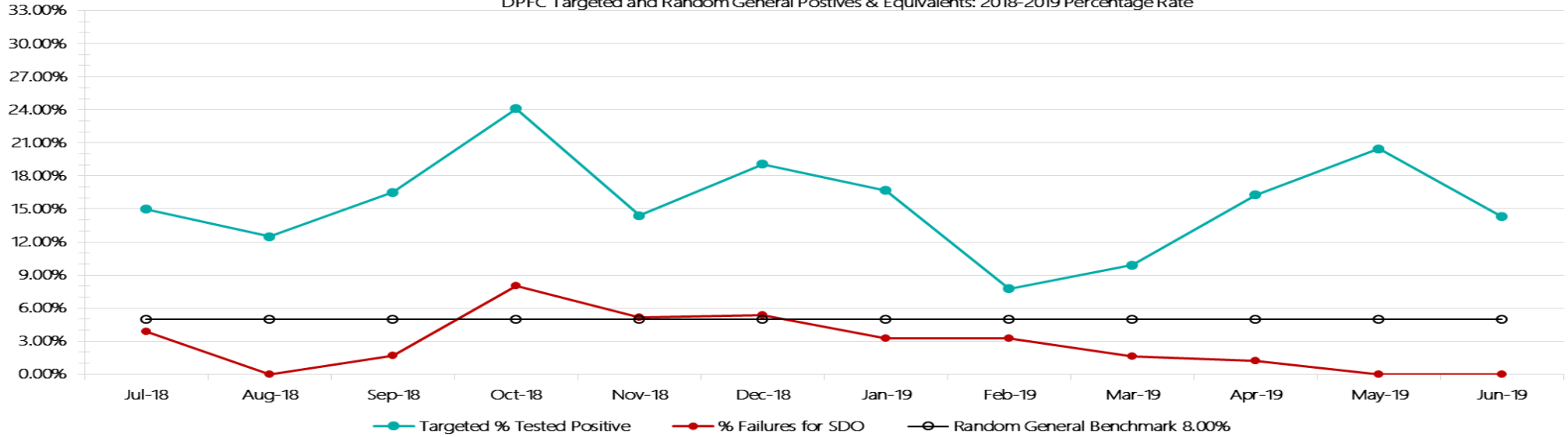
*DPFC Seizures of Contraband: Visitors & Prisoners – Monthly & 2018-2019*

Visitors	GVM		Powder & Crystal		Synthetic (Suspected)		Prescription Medication		Buprenorphine		Alcohol & Home Brew		Syringes & Needles		Smoking Paraphernalia		Edged Weapons		Electronic Devices		Tools		Other		
	DPFC	Finds	Gms	Finds	Gms	Finds	Gms	Finds	Qty	Finds	Qty	Finds	Ltrs	Finds	Qty	Finds	Qty	Finds	Qty	Finds	Qty	Finds	Qty	Finds	Qty
Jul-18	2	2.00	0	0.00	0	0.00	0	0.00	0	0.00	0	0.000	1	1	0	0	0	0	0	0	0	0	0	0	0
Aug-18	0	0.00	0	0.00	0	0.00	0	0.00	0	0.00	0	0.000	0	0	0	0	0	0	1	1	0	0	0	0	0
Sep-18	0	0.00	0	0.00	0	0.00	0	0.00	0	0.00	0	0.000	0	0	0	0	0	0	0	0	0	0	0	0	0
Oct-18	0	0.00	0	0.00	0	0.00	0	0.00	0	0.00	0	0.000	0	0	1	1	0	0	0	0	0	0	0	0	0
Nov-18	0	0.00	1	13.10	0	0.00	0	0.00	0	0.00	0	0.000	0	0	0	0	0	0	0	0	0	0	0	0	0
Dec-18	0	0.00	0	0.00	0	0.00	0	0.00	0	0.00	0	0.000	0	0	0	0	0	0	0	0	0	0	0	0	0
Jan-19	0	0.00	0	0.00	0	0.00	0	0.00	0	0.00	0	0.000	0	0	0	0	0	0	0	0	0	0	0	0	0
Feb-19	0	0.00	0	0.00	0	0.00	0	0.00	0	0.00	0	0.000	0	0	0	0	0	0	0	0	0	0	0	0	0
Mar-19	0	0.00	0	0.00	0	0.00	0	0.00	0	0.00	0	0.000	0	0	0	0	0	0	0	0	0	0	0	0	0
Apr-19	0	0.00	0	0.00	0	0.00	0	0.00	0	0.00	0	0.000	0	0	0	0	0	0	0	0	0	0	0	0	0
May-19	0	0.00	0	0.00	0	0.00	0	0.00	0	0.00	0	0.000	0	0	0	0	0	0	0	0	0	0	0	0	0
Jun-19	0	0.00	0	0.00	0	0.00	0	0.00	0	0.00	0	0.000	0	0	0	0	0	0	0	0	0	0	0	0	0
Total	2	2.00	1	13.10	0	0.00	0	0.00	0	0.00	0	0.000	1	1	1	1	0	0	1	1	0	0	0	0	0

Prisoners	GVM		Powder & Crystal		Synthetic (Suspected)		Prescription Medication		Buprenorphine		Alcohol & Home Brew		Syringes & Needles		Smoking Paraphernalia		Edged Weapons		Electronic Devices		Tools		Other		
	DPFC	Finds	Gms	Finds	Gms	Finds	Gms	Finds	Qty	Finds	Qty	Finds	Ltrs	Finds	Qty	Finds	Qty	Finds	Qty	Finds	Qty	Finds	Qty	Finds	Qty
Jul-18	1	0.02	3	10.00	0	0.00	3	3.50	0	0.00	3	7.125	0	0	5	8	0	0	0	0	1	1	0	0	0
Aug-18	1	0.50	1	1.00	0	0.00	4	11.25	0	0.00	1	1.875	5	12	5	6	0	0	0	0	1	1	3	20	0
Sep-18	1	0.50	1	4.80	0	0.00	8	37.00	0	0.00	0	0.000	2	4	1	1	0	0	0	0	1	2	1	2	0
Oct-18	0	0.00	1	0.30	0	0.00	5	17.00	2	40.00	1	2.000	1	2	2	2	1	1	1	1	1	1	0	0	0
Nov-18	0	0.00	5	26.82	0	0.00	2	7.00	1	4.00	1	2.500	1	4	2	3	1	1	1	1	1	1	2	4	0
Dec-18	0	0.00	1	1.00	0	0.00	1	32.00	0	0.00	2	1.400	4	5	1	1	1	1	2	2	1	1	2	2	0
Jan-19	0	0.00	1	0.10	0	0.00	4	48.00	1	0.20	3	7.000	3	4	5	5	0	0	0	0	1	1	1	1	0
Feb-19	1	0.10	2	7.50	0	0.00	3	7.50	1	0.20	0	0.000	5	8	1	1	0	0	0	0	0	0	2	2	0
Mar-19	0	0.00	1	1.00	0	0.00	5	19.00	2	10.00	2	2.000	0	0	2	2	0	0	1	1	0	0	3	5	0
Apr-19	0	0.00	4	14.20	0	0.00	5	4.25	1	0.50	1	2.000	3	5	2	2	0	0	0	0	1	1	0	0	0
May-19	0	0.00	2	17.00	0	0.00	2	4.00	1	55.00	1	1.000	1	3	2	2	0	0	1	2	0	0	4	4	0
Jun-19	0	0.00	2	0.20	0	0.00	2	2.00	1	14.00	0	0.000	1	1	3	3	0	0	0	0	1	4	1	4	0
Total	4	1.12	24	83.92	0	0.00	44	192.50	10	123.90	15	26.900	26	48	31	36	3	3	6	7	9	13	19	44	0

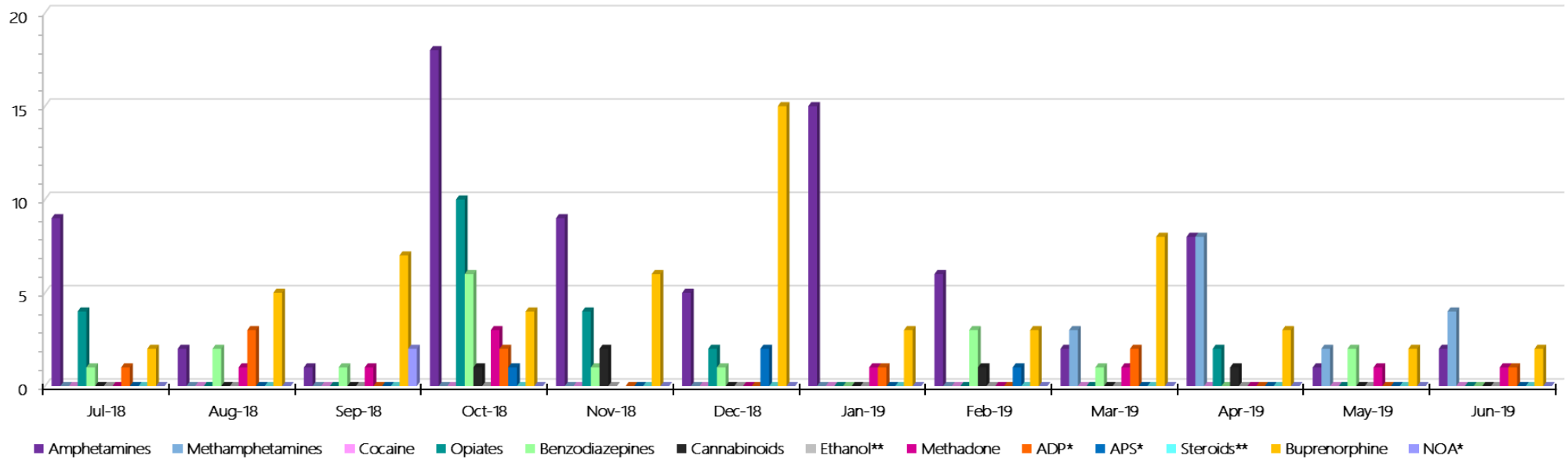
### DPFC Targeted and Random General Drug Test Positives & Equivalents - 2018-2019

DPFC Targeted and Random General Postives & Equivalents: 2018-2019 Percentage Rate



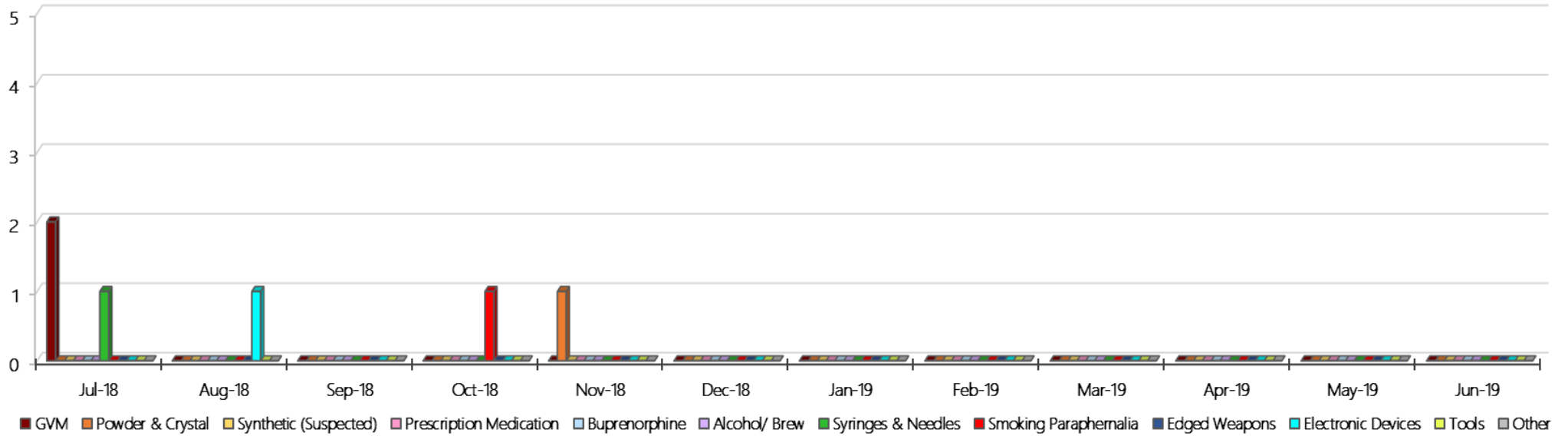
### DPFC Positive Test Results by Drug Type - 2018-2019

DPFC Positive Test Results By Drug Type: 2018-2019



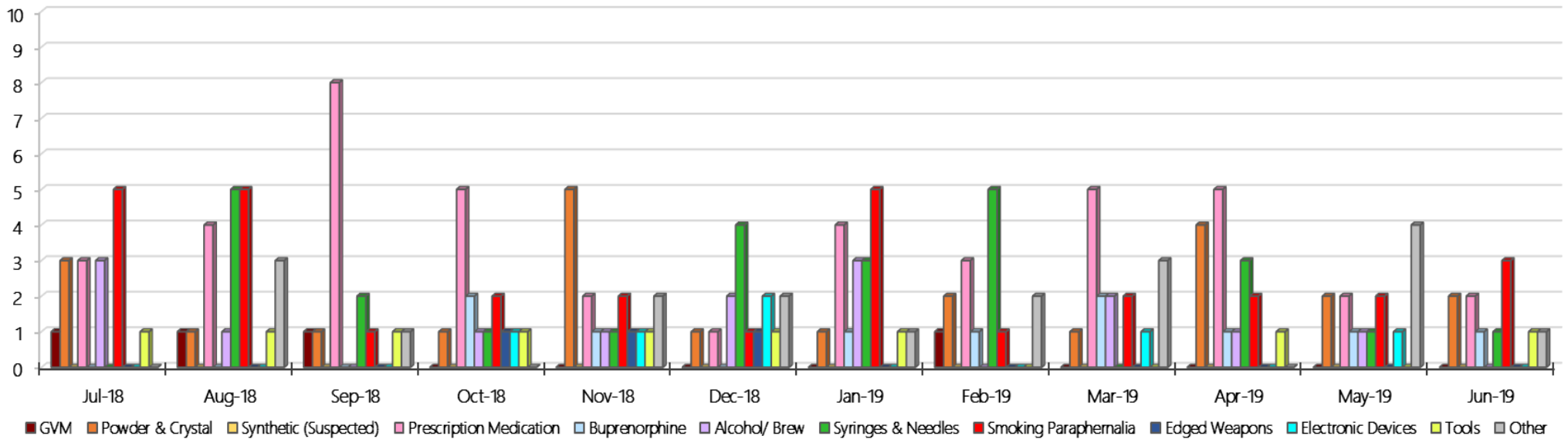
### DPFC Count of Visitor Seizure Finds – Monthly 2018-2019

DPFC Count of Visitor Seizure Finds - Monthly 2018-2019



### DPFC Count of Prisoner Seizure Finds – Monthly 2018-2019

DPFC Count of Prisoner Seizure Finds - Monthly 2018-2019





## Fulham Correctional Centre

### Targeted and Random General Drug Test Results: 2018-2019

Fulham	Jul-18	Aug-18	Sep-18	Oct-18	Nov-18	Dec-18	Jan-19	Feb-19	Mar-19	Apr-19	May-19	Jun-19	Average	Totals
Effective Sample - Targeted	264	252	228	207	240	239	247	192	225	189	196	195	223	2674
Targeted Positives	13	14	13	13	6	9	21	19	20	19	16	8	14	171
Refusal	3	0	0	0	0	0	1	1	0	0	1	0	1	6
Unable	2	2	3	2	2	5	0	3	4	2	0	3	2	28
Interfered	0	0	0	0	0	0	0	0	0	0	0	0	0	0
Adulterated	0	0	1	0	0	0	0	0	0	0	0	0	0	1
Targeted % Tested Positive	6.82%	6.35%	7.46%	7.25%	3.33%	5.86%	8.91%	11.98%	10.67%	11.11%	8.67%	5.64%	7.70%	7.70%
Awaiting / Pending Results	0	0	0	0	0	0	0	0	0	0	0	0	0	0
Targeted Residual	1	0	1	1	0	2	2	0	1	0	0	0	1	8
Random tests collected	70	53	55	76	60	73	59	58	57	73	61	61	63	756
Tested Positive	3	1	2	0	3	1	2	3	0	3	0	0	2	18
Refusal (guilty)	0	0	0	1	0	0	0	0	0	1	0	0	0	2
Unable (not guilty)	0	0	0	0	0	0	0	0	0	0	0	0	0	0
Unable (guilty)	0	0	1	0	0	0	1	0	0	0	0	0	0	2
Interfered (guilty)	0	0	0	0	0	0	0	0	0	0	0	0	0	0
No test (valid reason)	0	4	2	1	0	2	0	2	3	2	0	0	1	16
No test (no valid reason)	0	0	0	0	1	0	0	0	0	0	0	0	0	1
Adulterated	0	0	0	0	0	0	0	0	0	0	0	0	0	0
Awaiting / Pending Results	0	0	0	0	0	0	0	0	0	0	0	0	0	0
Random Residual ( <i>PIMS URAR030</i> )	0	0	0	0	0	0	0	1	0	0	0	0		1
Effective Sample - Random General	70	53	56	77	61	73	60	58	57	74	61	61	63	761
% Tested positive	4.29%	1.89%	3.57%	0.00%	4.92%	1.37%	3.33%	5.17%	0.00%	4.05%	0.00%	0.00%	2.38%	
% Prisoner guilty, positive equivalents	0.00%	0.00%	1.79%	1.30%	0.00%	0.00%	1.67%	0.00%	0.00%	1.35%	0.00%	0.00%	0.51%	
% Total prisoner fails	4.29%	1.89%	5.36%	1.30%	4.92%	1.37%	5.00%	5.17%	0.00%	5.41%	0.00%	0.00%	2.89%	
% No test without valid reason	0.00%	0.00%	0.00%	0.00%	1.64%	0.00%	0.00%	0.00%	0.00%	0.00%	0.00%	0.00%	0.14%	
% Failures for SDO	4.29%	1.89%	5.36%	1.30%	6.56%	1.37%	5.00%	5.17%	0.00%	5.41%	0.00%	0.00%	3.02%	

*Fulham - Drugs Identified Through Testing by Drug Type – Monthly & 2018-2019*

Fulham	Amphetamines	Methamphetamines	Cocaine	Opiates	Benzodiazepines	Cannabinoids	Ethanol**	Methadone	ADP*	APS*	Steroids**	Buprenorphine	NOA*	Total
Jul-18	2	0	0	0	3	1	0	0	5	2	0	6	0	19
Aug-18	3	0	0	1	1	0	0	0	3	3	0	7	1	19
Sep-18	3	0	0	0	0	0	0	0	3	4	0	6	0	16
Oct-18	3	0	0	0	0	0	0	0	1	4	0	7	0	15
Nov-18	3	0	0	0	0	0	0	0	1	0	0	8	0	12
Dec-18	1	0	0	1	0	0	0	1	1	0	0	9	0	13
Jan-19	1	0	0	0	0	0	0	0	4	3	0	19	0	27
Feb-19	1	0	0	1	0	0	0	1	2	1	0	20	0	26
Mar-19	0	0	0	0	1	0	0	0	3	1	0	23	0	28
Apr-19	0	0	0	1	2	0	0	0	4	0	0	19	0	26
May-19	0	0	0	0	1	0	0	0	3	0	0	13	1	18
Jun-19	0	0	0	0	0	0	0	0	0	1	0	7	1	9
<b>Fulham YTD</b>	<b>17</b>	<b>0</b>	<b>0</b>	<b>4</b>	<b>8</b>	<b>1</b>	<b>0</b>	<b>2</b>	<b>30</b>	<b>19</b>	<b>0</b>	<b>144</b>	<b>3</b>	<b>228</b>
<i>All Prisons YTD</i>	<i>355</i>	<i>124</i>	<i>1</i>	<i>67</i>	<i>65</i>	<i>36</i>	<i>5</i>	<i>47</i>	<i>41</i>	<i>25</i>	<i>0</i>	<i>1805</i>	<i>5</i>	<i>2576</i>
<i>Fulham % of Total</i>	<i>4.79%</i>	<i>0.00%</i>	<i>0.00%</i>	<i>5.97%</i>	<i>12.31%</i>	<i>2.78%</i>	<i>0.00%</i>	<i>4.26%</i>	<i>73.17%</i>	<i>76.00%</i>	<i>0.00%</i>	<i>7.98%</i>	<i>60.00%</i>	<i>8.85%</i>

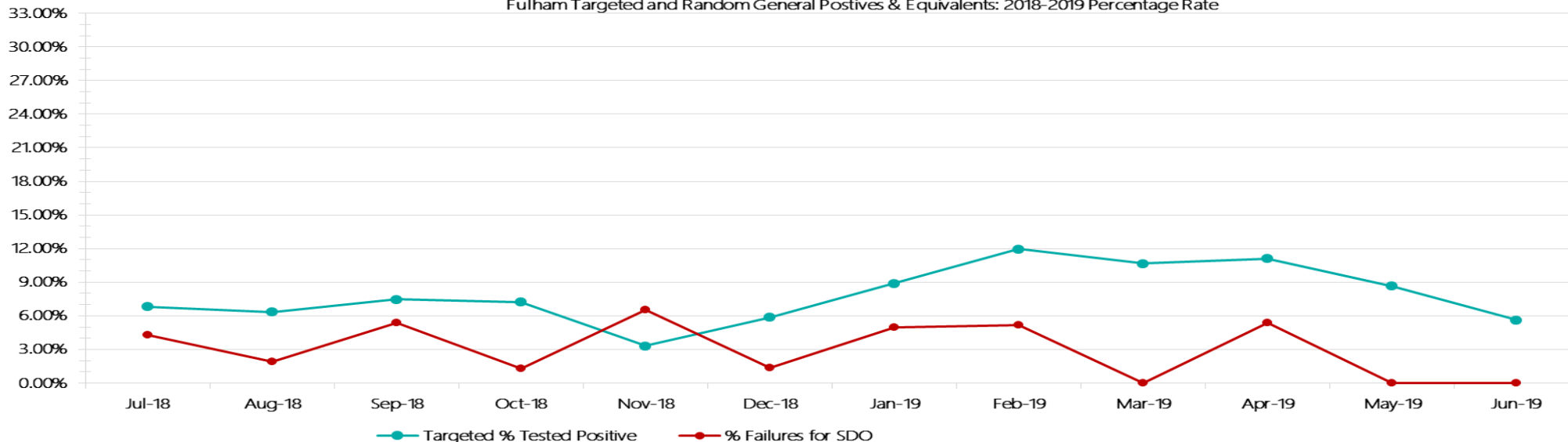
### Fulham Seizures of Contraband: Visitors & Prisoners – Monthly & 2018-2019

Visitors	GVM		Powder & Crystal		Synthetic (Suspected)		Prescription Medication		Buprenorphine		Alcohol & Home Brew		Syringes & Needles		Smoking Paraphernalia		Edged Weapons		Electronic Devices		Tools		Other			
	Finds	Gms	Finds	Gms	Finds	Gms	Finds	Qty	Finds	Qty	Finds	Ltrs	Finds	Qty	Finds	Qty	Finds	Qty	Finds	Qty	Finds	Qty	Finds	Qty		
Fulham																										
Jul-18	0	0.00	0	0.00	0	0.00	0	0.00	0	0.00	0	0.000	1	1	3	4	1	1	0	0	0	0	0	0	1	1
Aug-18	0	0.00	0	0.00	0	0.00	0	0.00	0	0.00	0	0.000	1	7	1	1	0	0	0	0	0	0	0	0	2	25
Sep-18	0	0.00	0	0.00	0	0.00	0	0.00	0	0.00	1	1.500	1	7	0	0	0	0	0	0	0	0	0	0	1	2
Oct-18	0	0.00	0	0.00	0	0.00	1	1.00	0	0.00	0	0.000	0	0	2	2	2	2	0	0	0	0	0	0	2	17
Nov-18	0	0.00	1	0.01	0	0.00	0	0.00	0	0.00	0	0.000	1	1	1	1	0	0	0	0	0	0	0	0	0	0
Dec-18	0	0.00	0	0.00	0	0.00	0	0.00	1	2.00	0	0.000	2	46	5	6	0	0	0	0	1	1	1	1	5	5
Jan-19	0	0.00	0	0.00	0	0.00	1	3.00	0	0.00	0	0.000	0	0	1	2	1	1	0	0	0	0	0	0	2	38
Feb-19	0	0.00	0	0.00	0	0.00	0	0.00	0	0.00	0	0.000	1	5	0	0	0	0	0	0	0	0	1	1	0	0
Mar-19	0	0.00	0	0.00	0	0.00	0	0.00	0	0.00	0	0.000	0	0	2	2	0	0	0	0	0	0	1	1	4	20
Apr-19	0	0.00	0	0.00	0	0.00	0	0.00	0	0.00	0	0.000	1	1	0	0	0	0	0	0	0	0	0	0	0	0
May-19	0	0.00	0	0.00	0	0.00	0	0.00	0	0.00	0	0.000	0	0	1	1	0	0	0	0	0	0	0	0	0	0
Jun-19	0	0.00	0	0.00	0	0.00	0	0.00	0	0.00	0	0.000	0	0	1	2	0	0	0	0	0	0	0	0	2	23
<b>Total</b>	<b>0</b>	<b>0.00</b>	<b>1</b>	<b>0.01</b>	<b>0</b>	<b>0.00</b>	<b>2</b>	<b>4.00</b>	<b>1</b>	<b>2.00</b>	<b>1</b>	<b>1.500</b>	<b>8</b>	<b>68</b>	<b>17</b>	<b>21</b>	<b>4</b>	<b>4</b>	<b>0</b>	<b>0</b>	<b>3</b>	<b>3</b>	<b>19</b>	<b>131</b>		

Prisoners	GVM		Powder & Crystal		Synthetic (Suspected)		Prescription Medication		Buprenorphine		Alcohol & Home Brew		Syringes & Needles		Smoking Paraphernalia		Edged Weapons		Electronic Devices		Tools		Other	
	Finds	Gms	Finds	Gms	Finds	Gms	Finds	Qty	Finds	Qty	Finds	Ltrs	Finds	Qty	Finds	Qty	Finds	Qty	Finds	Qty	Finds	Qty	Finds	Qty
Fulham																								
Jul-18	0	0.00	2	1.33	0	0.00	18	39.50	1	4.00	2	15.100	1	1	31	55	4	4	6	32	11	15	15	28
Aug-18	0	0.00	1	1.00	0	0.00	9	13.00	2	2.00	0	0.000	4	7	38	54	5	5	0	0	6	6	6	6
Sep-18	0	0.00	0	0.00	0	0.00	5	12.50	0	0.00	5	9.000	3	3	24	65	8	18	2	3	6	6	12	18
Oct-18	0	0.00	1	1.32	0	0.00	8	15.50	2	3.00	3	5.000	1	2	39	90	4	7	3	8	4	5	20	26
Nov-18	0	0.00	0	0.00	0	0.00	5	5.25	2	44.40	2	1.750	0	0	26	52	1	1	1	1	3	3	15	22
Dec-18	0	0.00	1	0.64	0	0.00	8	14.00	5	12.50	5	8.000	3	3	25	31	4	5	0	0	14	26	26	33
Jan-19	0	0.00	0	0.00	0	0.00	13	19.00	8	1.20	8	9.500	0	0	28	50	3	3	0	0	5	9	17	28
Feb-19	0	0.00	1	4.27	0	0.00	15	22.00	4	21.30	9	10.200	2	2	48	87	4	5	1	1	1	2	21	247
Mar-19	1	1.00	0	0.00	0	0.00	10	10.75	1	0.30	9	19.500	2	2	20	62	4	4	6	13	13	37	17	27
Apr-19	1	0.01	0	0.00	0	0.00	4	7.00	11	156.30	8	2.000	2	2	12	22	3	3	2	11	8	15	10	13
May-19	0	0.00	1	0.20	0	0.00	7	15.00	5	1.30	7	8.500	1	4	17	20	8	9	1	10	6	10	8	11
Jun-19	0	0.00	0	0.00	0	0.00	10	18.50	7	2.10	6	7.400	0	0	31	50	3	3	0	0	15	18	16	18
<b>Total</b>	<b>2</b>	<b>1.01</b>	<b>7</b>	<b>8.76</b>	<b>0</b>	<b>0.00</b>	<b>112</b>	<b>192.00</b>	<b>48</b>	<b>248.40</b>	<b>64</b>	<b>95.950</b>	<b>19</b>	<b>26</b>	<b>339</b>	<b>638</b>	<b>51</b>	<b>67</b>	<b>22</b>	<b>79</b>	<b>92</b>	<b>152</b>	<b>183</b>	<b>477</b>

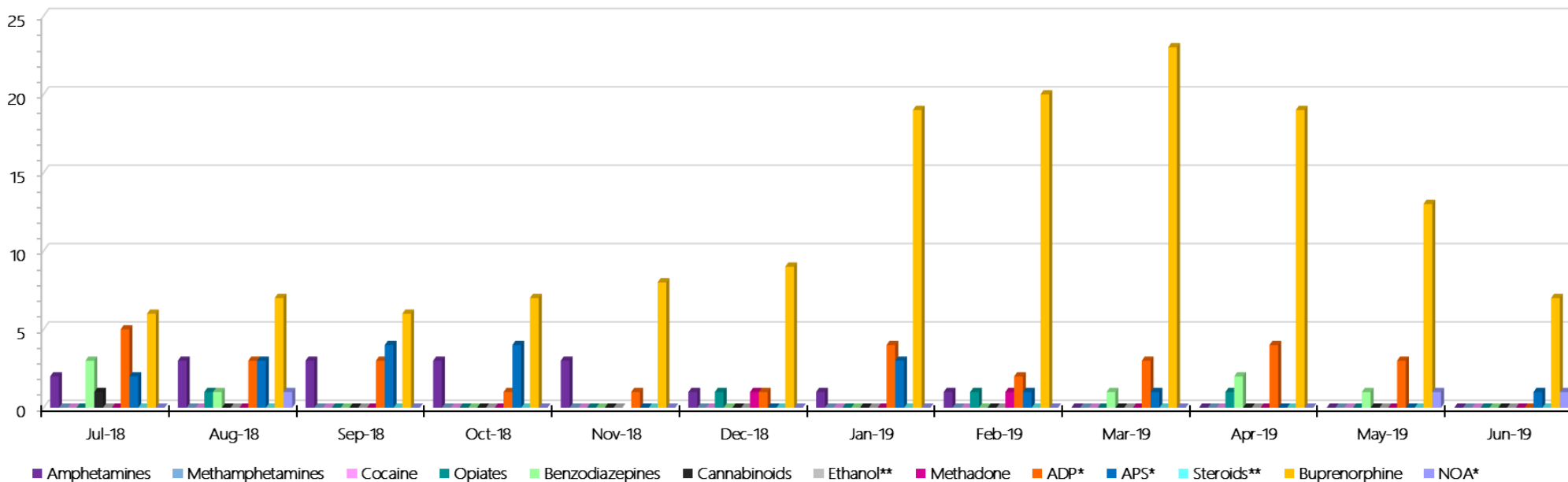
### Fulham Targeted and Random General Drug Test Positives & Equivalents - 2018-2019

Fulham Targeted and Random General Postives & Equivalents: 2018-2019 Percentage Rate



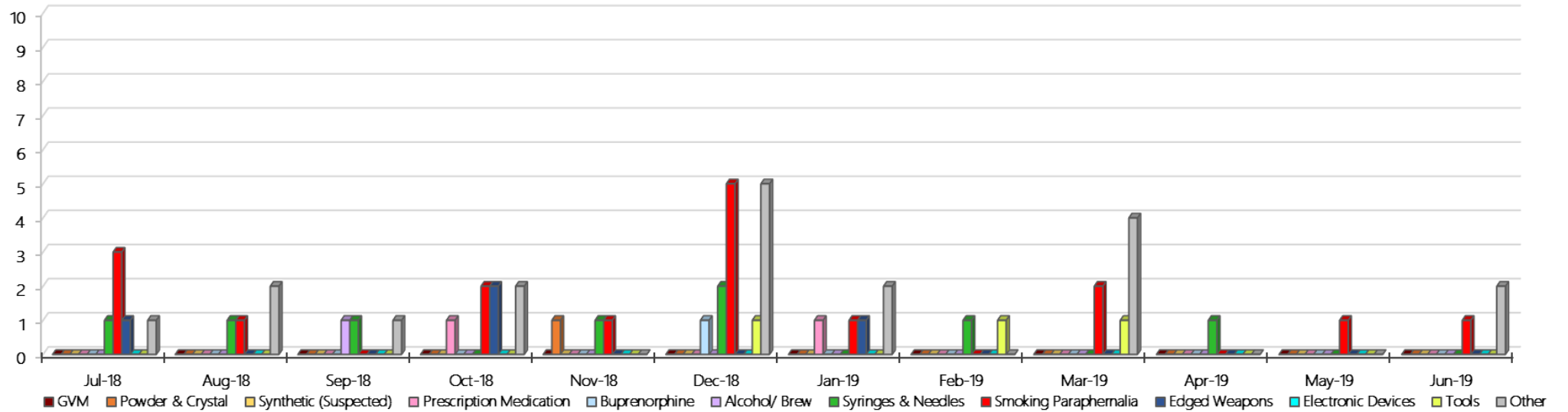
### Fulham Positive Test Results by Drug Type - 2018-2019

Fulham Positive Test Results By Drug Type: 2018-2019



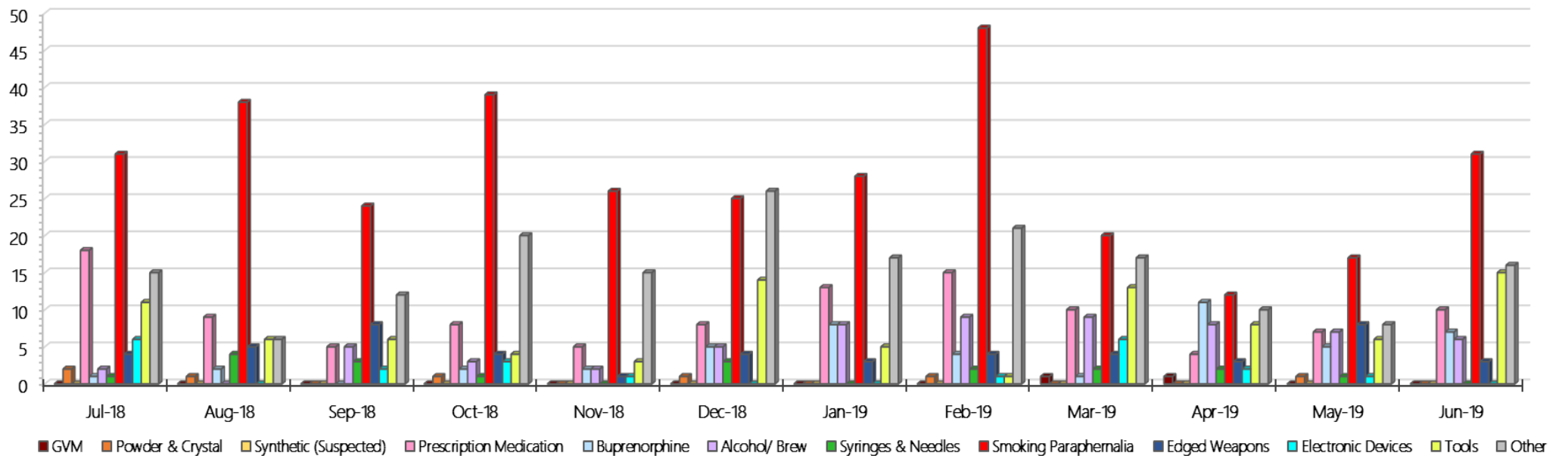
### Fulham Count of Visitor Seizure Finds – Monthly 2018-2019

Fulham Count of Visitor Seizure Finds - Monthly 2018-2019



### Fulham Count of Prisoner Seizure Finds – Monthly 2018-2019

Fulham Count of Prisoner Seizure Finds - Monthly 2018-2019



## Hopkins Correctional Centre

### Targeted and Random General Drug Test Results: 2018-2019

HCC	Jul-18	Aug-18	Sep-18	Oct-18	Nov-18	Dec-18	Jan-19	Feb-19	Mar-19	Apr-19	May-19	Jun-19	Average	Total
Effective Sample - Targeted	14	49	28	28	22	15	25	20	15	33	10	23	24	282
Targeted Positives	1	1	1	1	1	2	3	0	1	1	2	4	2	18
Refusal	0	0	0	0	0	0	2	0	0	0	0	0	0	2
Unable	0	1	0	0	0	0	0	0	0	0	0	0	0	1
Interfered	0	0	0	0	0	0	0	0	0	0	0	0	0	0
Adulterated	0	0	0	0	0	0	0	0	0	0	0	0	0	0
Targeted % Tested Positive	7.14%	4.08%	3.57%	3.57%	4.55%	13.33%	20.00%	0.00%	6.67%	3.03%	20.00%	17.39%	7.45%	7.45%
Awaiting / Pending Results	0	0	0	0	0	0	0	0	0	0	0	0	0	0
Targeted Residual	0	0	0	0	0	0	0	0	0	0	0	0	0	0
Random tests collected	102	85	90	114	91	111	91	90	82	106	84	81	94	1127
Tested Positive	0	0	0	0	1	1	2	2	1	1	0	0	1	8
Refusal (guilty)	1	0	2	0	0	0	0	0	0	1	0	0	0	4
Unable (not guilty)	0	0	0	0	0	0	0	0	0	0	0	0	0	0
Unable (guilty)	0	1	0	0	0	2	0	1	0	0	1	0	0	5
Interfered (guilty)	0	0	0	0	0	0	0	0	0	0	0	0	0	0
No test (valid reason)	1	0	0	1	1	2	1	0	0	3	1	2	1	12
No test (no valid reason)	0	0	0	0	0	0	0	0	6	0	0	1	1	7
Adulterated	0	0	0	0	0	0	0	0	0	0	0	0	0	0
Awaiting / Pending Results	0	0	0	0	0	0	0	0	0	0	0	0	0	0
Random Residual (PIMS URAR030)	0	0	0	0	0	0	0	0	0	0	0	0	0	0
Effective Sample - Random General	103	86	92	114	91	113	91	91	88	107	85	82	95	1143
% Tested positive	0.00%	0.00%	0.00%	0.00%	1.10%	0.88%	2.20%	2.20%	1.14%	0.93%	0.00%	0.00%	0.70%	
% Prisoner guilty, positive equivalents	0.97%	1.16%	2.17%	0.00%	0.00%	1.77%	0.00%	1.10%	0.00%	0.93%	1.18%	0.00%	0.77%	
% Total prisoner fails	0.97%	1.16%	2.17%	0.00%	1.10%	2.65%	2.20%	3.30%	1.14%	1.87%	1.18%	0.00%	1.48%	
% No test without valid reason	0.00%	0.00%	0.00%	0.00%	0.00%	0.00%	0.00%	0.00%	6.82%	0.00%	0.00%	1.22%	0.67%	
Random General Benchmark 3.50%	3.50%	3.50%	3.50%	3.50%	3.50%	3.50%	3.50%	3.50%	3.50%	3.50%	3.50%	3.50%	YTD	
% Failures for SDO	0.97%	1.16%	2.17%	0.00%	1.10%	2.65%	2.20%	3.30%	7.95%	1.87%	1.18%	1.22%	2.10%	

*Hopkins - Drugs Identified Through Testing by Drug Type – Monthly & 2018-2019*

Hopkins	Amphetamines	Methamphetamines	Cocaine	Opiates	Benzodiazepines	Cannabinoids	Ethanol**	Methadone	ADP*	APS*	Steroids**	Buprenorphine	NOA*	Total
Jul-18	0	0	0	0	0	0	0	0	0	0	0	3	0	3
Aug-18	0	0	0	0	0	0	0	1	0	0	0	5	0	6
Sep-18	1	0	0	0	0	0	0	0	0	0	0	0	0	1
Oct-18	0	0	0	0	0	0	0	0	0	0	0	4	0	4
Nov-18	0	0	0	0	0	0	0	0	0	0	0	3	0	3
Dec-18	0	0	0	0	0	0	0	0	0	0	0	3	0	3
Jan-19	0	0	0	0	0	0	0	0	0	0	0	5	0	5
Feb-19	0	0	0	0	0	0	0	0	0	0	0	2	0	2
Mar-19	0	0	0	0	0	0	0	0	0	0	0	4	0	4
Apr-19	0	0	0	0	0	0	0	0	0	0	0	3	0	3
May-19	0	0	0	0	0	0	0	0	0	0	0	2	0	2
Jun-19	0	0	0	0	0	0	0	0	0	0	0	6	0	6
Hopkins YTD	1	0	0	0	0	0	0	1	0	0	0	40	0	42
All Prisons YTD	355	124	1	67	65	36	5	47	41	25	0	1805	5	2576
Hopkins % of Total	0.28%	0.00%	0.00%	0.00%	0.00%	0.00%	0.00%	2.13%	0.00%	0.00%	0.00%	2.22%	0.00%	1.63%

*Hopkins Seizures of Contraband: Visitors & Prisoners – Monthly & 2018-2019*

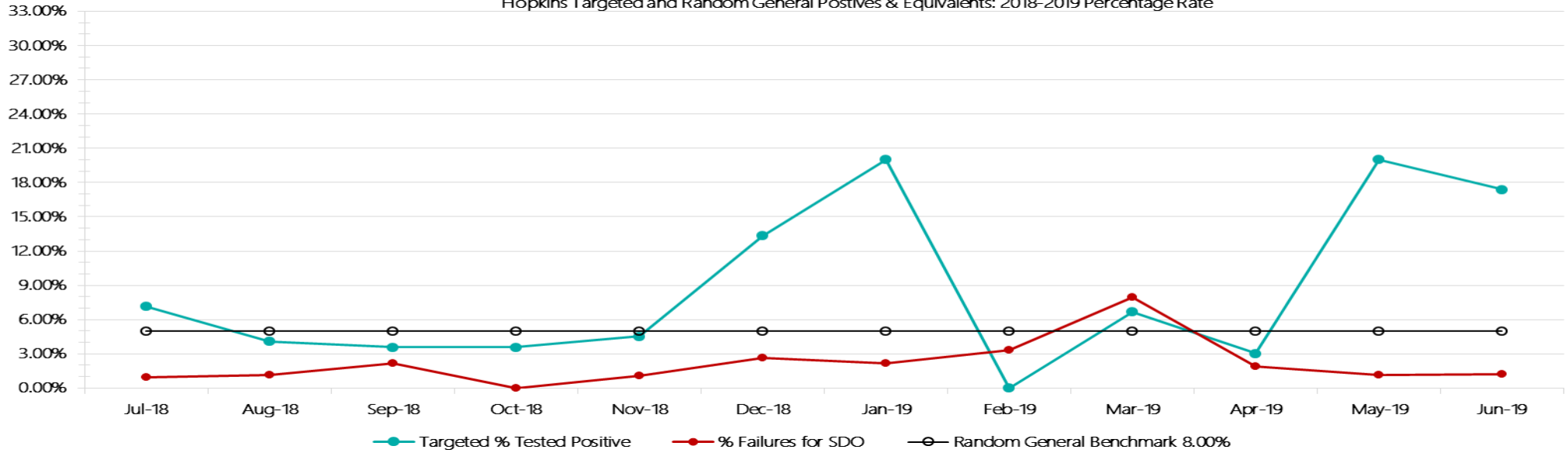
Visitors	GVM		Powder & Crystal		Synthetic (Suspected)		Prescription Medication		Buprenorphine		Alcohol & Home Brew		Syringes & Needles		Smoking Paraphernalia		Edged Weapons		Electronic Devices		Tools		Other	
	Finds	Gms	Finds	Gms	Finds	Gms	Finds	Qty	Finds	Qty	Finds	Ltrs	Finds	Qty	Finds	Qty	Finds	Qty	Finds	Qty	Finds	Qty	Finds	Qty
Hopkins																								
Jul-18	0	0.00	2	0.40	0	0.00	2	21.00	0	0.00	0	0.000	1	5	0	0	0	0	0	0	0	0	9	159
Aug-18	1	1.00	1	1.50	0	0.00	0	0.00	0	0.00	0	0.000	0	0	0	0	0	0	0	0	0	0	0	0
Sep-18	0	0.00	0	0.00	0	0.00	0	0.00	0	0.00	0	0.000	0	0	0	0	0	0	0	0	0	0	0	0
Oct-18	0	0.00	0	0.00	0	0.00	0	0.00	0	0.00	0	0.000	0	0	0	0	0	0	0	0	0	0	0	0
Nov-18	0	0.00	0	0.00	0	0.00	0	0.00	0	0.00	0	0.000	0	0	0	0	0	0	0	0	0	0	0	0
Dec-18	0	0.00	0	0.00	0	0.00	0	0.00	0	0.00	0	0.000	0	0	0	0	0	0	0	0	0	0	0	0
Jan-19	0	0.00	0	0.00	0	0.00	0	0.00	0	0.00	0	0.000	0	0	0	0	0	0	0	0	0	0	0	0
Feb-19	0	0.00	0	0.00	0	0.00	0	0.00	0	0.00	0	0.000	0	0	0	0	0	0	0	0	0	0	0	0
Mar-19	0	0.00	0	0.00	0	0.00	0	0.00	0	0.00	0	0.000	0	0	1	1	0	0	0	0	1	1	0	0
Apr-19	0	0.00	1	2.10	0	0.00	0	0.00	0	0.00	0	0.000	0	0	0	0	0	0	0	0	0	0	0	0
May-19	0	0.00	1	2.10	0	0.00	0	0.00	0	0.00	0	0.000	0	0	0	0	0	0	0	0	0	0	0	0
Jun-19	0	0.00	0	0.00	0	0.00	0	0.00	0	0.00	0	0.000	0	0	0	0	0	0	0	0	0	0	0	0
Total	1	1.00	5	6.10	0	0.00	2	21.00	0	0.00	0	0.000	1	5	1	1	0	0	0	0	1	1	9	159

Prisoners	GVM		Powder & Crystal		Synthetic (Suspected)		Prescription Medication		Buprenorphine		Alcohol & Home Brew		Syringes & Needles		Smoking Paraphernalia		Edged Weapons		Electronic Devices		Tools		Other	
	Finds	Gms	Finds	Gms	Finds	Gms	Finds	Qty	Finds	Qty	Finds	Ltrs	Finds	Qty	Finds	Qty	Finds	Qty	Finds	Qty	Finds	Qty	Finds	Qty
Hopkins																								
Jul-18	0	0.00	3	1.40	0	0.00	0	0.00	0	0.00	0	0.000	2	2	1	2	2	2	0	0	0	0	6	34
Aug-18	0	0.00	0	0.00	0	0.00	2	8.00	0	0.00	1	1.000	1	1	1	1	1	1	1	3	0	0	6	16
Sep-18	0	0.00	1	0.08	0	0.00	6	14.00	1	0.30	1	4.000	2	2	2	2	3	3	1	1	1	1	0	0
Oct-18	0	0.00	0	0.00	0	0.00	2	2.00	0	0.00	1	0.750	1	1	5	8	6	8	0	0	0	0	1	1
Nov-18	0	0.00	3	6.11	0	0.00	3	7.00	1	1.00	0	0.000	1	1	2	2	4	4	2	2	1	3	2	3
Dec-18	2	4.00	1	1.00	0	0.00	4	3.75	1	0.50	1	1.500	1	1	3	8	1	2	0	0	1	1	7	7
Jan-19	2	2.00	0	0.00	0	0.00	3	3.50	1	0.50	0	0.000	0	0	3	3	3	3	0	0	2	2	3	3
Feb-19	2	0.20	1	0.20	0	0.00	1	1.00	3	6.00	0	0.000	1	1	2	2	4	4	0	0	1	1	2	100
Mar-19	2	3.00	0	0.00	0	0.00	2	2.00	2	0.40	0	0.000	0	0	3	3	1	1	0	0	0	0	4	5
Apr-19	0	0.00	0	0.00	0	0.00	3	4.00	1	4.00	1	2.000	2	2	2	7	2	6	0	0	0	0	1	2
May-19	0	0.00	1	3.00	0	0.00	2	10.00	0	0.00	1	1.000	1	1	2	15	1	1	0	0	0	0	0	0
Jun-19	0	0.00	0	0.00	0	0.00	1	43.50	0	0.00	2	2.000	2	2	0	0	2	2	0	0	0	0	0	0
Total	8	9.20	10	11.79	0	0.00	29	98.75	10	12.70	8	12.250	14	14	26	53	30	37	4	6	6	8	32	171



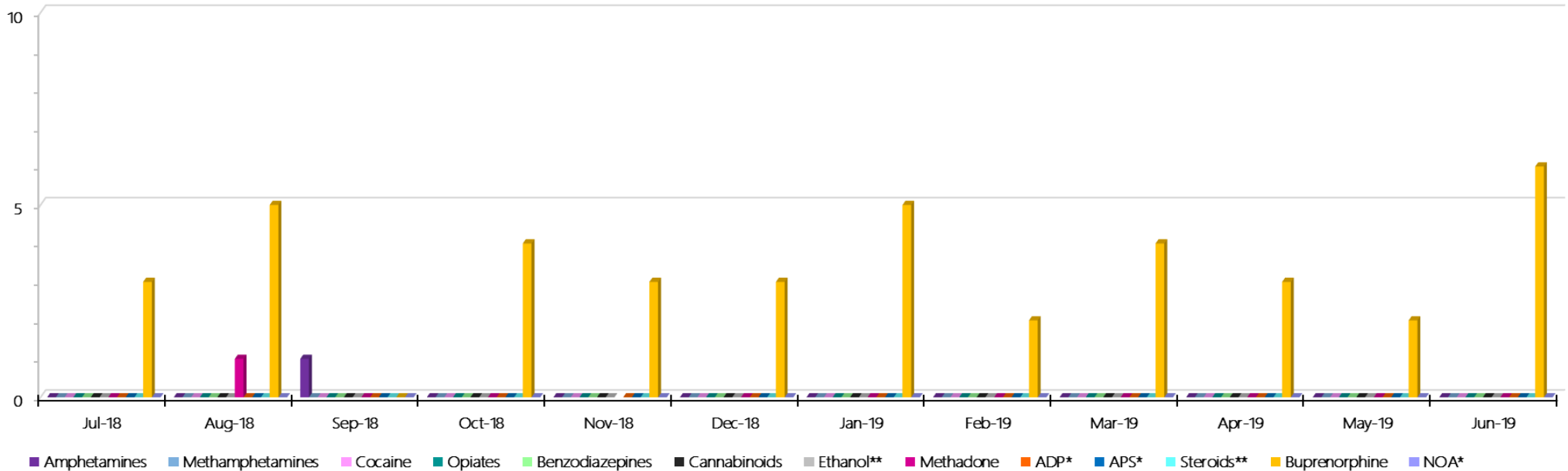
### Hopkins Targeted and Random General Drug Test Positives & Equivalents - 2018-2019

Hopkins Targeted and Random General Postives & Equivalents: 2018-2019 Percentage Rate



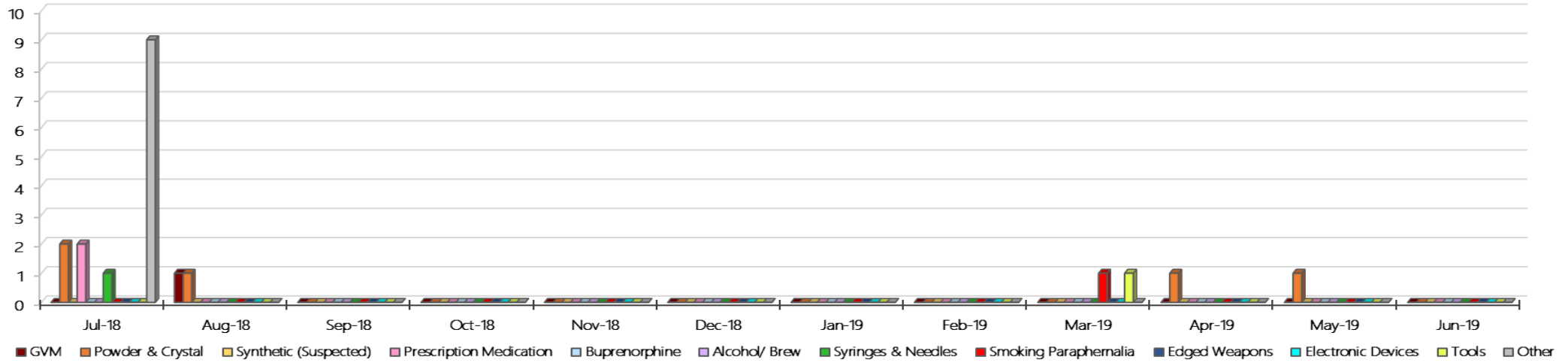
### Hopkins Positive Test Results by Drug Type - 2018-2019

Hopkins Positive Test Results By Drug Type: 2018-2019



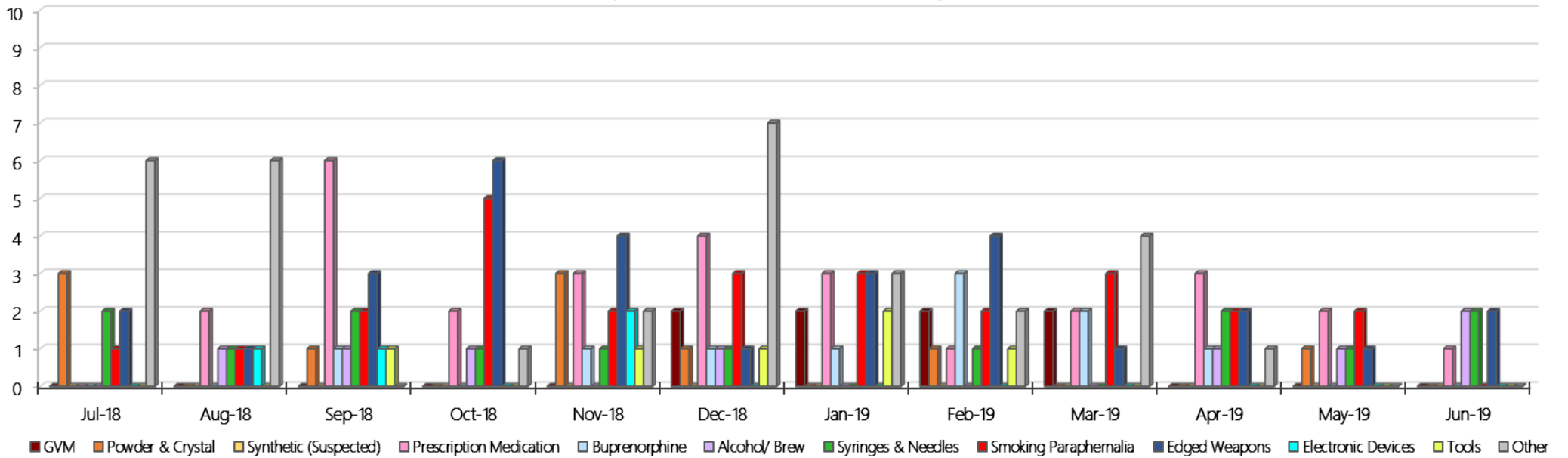
### Hopkins Count of Visitor Seizure Finds – Monthly 2018-2019

Hopkins Count of Visitor Seizure Finds - Monthly 2018-2019



### Hopkins Count of Prisoner Seizure Finds – Monthly 2018-2019

Hopkins Count of Prisoner Seizure Finds - Monthly 2018-2019



## Karreenga (annex of Marngoneet)

### Targeted and Random General Drug Test Results: 2018-2019

Karreenga	Jul-18	Aug-18	Sep-18	Oct-18	Nov-18	Dec-18	Jan-19	Feb-19	Mar-19	Apr-19	May-19	Jun-19	Average	Total
Effective Sample - Targeted	13	20	27	24	67	55	43	27	16	6	33	24	30	355
Targeted Positives	0	0	1	3	3	10	4	3	2	0	2	6	3	34
Refusal	0	0	0	0	1	0	1	1	1	0	0	1	0	5
Unable	0	0	0	1	0	1	0	0	0	1	1	0	0	4
Interfered	0	0	0	0	0	0	0	0	0	0	0	0	0	0
Adulterated	0	0	0	0	0	0	0	0	0	0	0	0	0	0
Targeted % Tested Positive	0.00%	0.00%	3.70%	16.67%	5.97%	20.00%	11.63%	14.81%	18.75%	16.67%	9.09%	29.17%	12.11%	12.11%
Awaiting / Pending Results	0	0	0	0	0	0	0	0	0	0	2	0	0	2
Targeted Residual	0	0	0	0	0	0	0	0	0	0	0	0	0	0
Random tests collected	44	35	34	41	35	42	36	35	35	43	35	33	37	448
Tested Positive	0	1	0	1	1	3	1	1	3	0	1	0	1	12
Refusal (guilty)	0	0	0	0	0	0	0	0	1	0	0	0	0	1
Unable (not guilty)	0	0	0	0	0	0	0	0	0	0	0	0	0	0
Unable (guilty)	1	1	0	3	1	1	0	1	0	1	0	1	1	10
Interfered (guilty)	0	0	0	0	0	0	0	0	0	0	0	0	0	0
No test (valid reason)	0	0	2	1	0	2	0	0	0	1	1	1	1	8
No test (no valid reason)	0	0	0	0	0	0	0	0	0	0	0	0	0	0
Adulterated	0	0	0	0	0	0	0	0	0	0	0	0	0	0
Awaiting / Pending Results	0	0	0	0	0	0	0	0	0	0	0	1	0	1
Random Residual (PIMS URAR030)	0	0	0	0	0	2	0	0	1	0	0	0		3
Effective Sample - Random General	45	36	34	44	36	43	36	36	36	44	35	34	38	459
% Tested positive	0.00%	2.78%	0.00%	2.27%	2.78%	6.98%	2.78%	2.78%	8.33%	0.00%	2.86%	0.00%	2.63%	
% Prisoner guilty, positive equivalents	2.22%	2.78%	0.00%	6.82%	2.78%	2.33%	0.00%	2.78%	2.78%	2.27%	0.00%	2.94%	2.31%	
% Total prisoner fails	2.22%	5.56%	0.00%	9.09%	5.56%	9.30%	2.78%	5.56%	11.11%	2.27%	2.86%	2.94%	4.94%	
% No test without valid reason	0.00%	0.00%	0.00%	0.00%	0.00%	0.00%	0.00%	0.00%	0.00%	0.00%	0.00%	0.00%	0.00%	
Random General Benchmark 3.50%	3.50%	3.50%	3.50%	3.50%	3.50%	3.50%	3.50%	3.50%	3.50%	3.50%	3.50%	3.50%	YTD	
% Failures for SDO	2.22%	5.56%	0.00%	9.09%	5.56%	9.30%	2.78%	5.56%	11.11%	2.27%	2.86%	2.94%	5.01%	

### Karreenga - Drugs Identified Through Testing by Drug Type – Monthly & 2018-2019

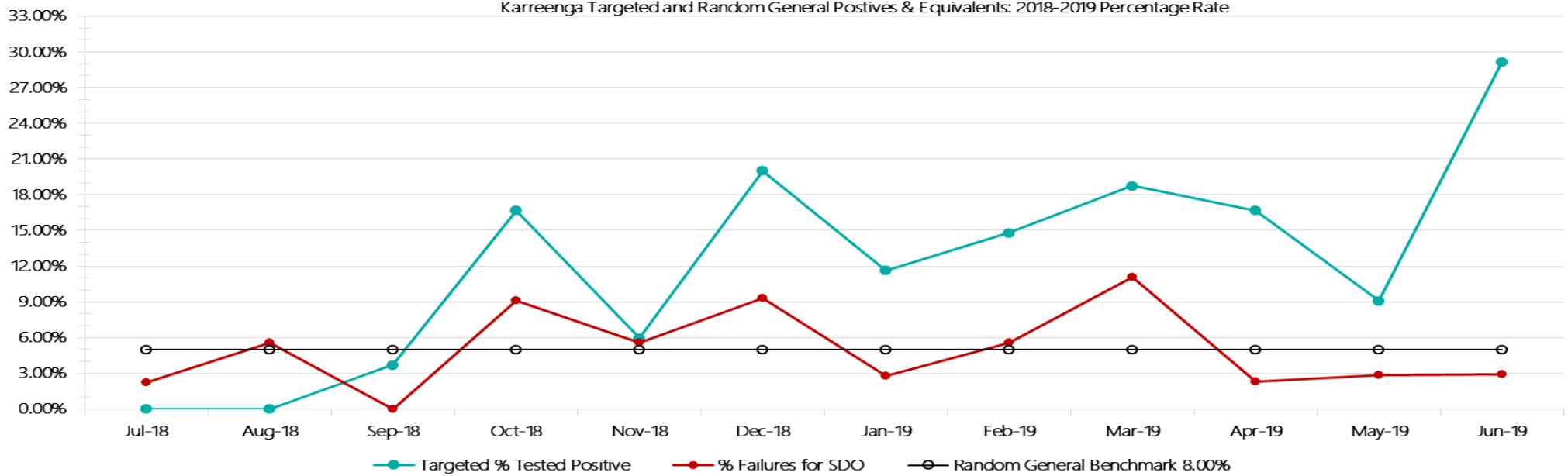
Karreenga	Amphetamines	Methamphetamines	Cocaine	Opiates	Benzodiazepines	Cannabinoids	Ethanol**	Methadone	ADP*	APS*	Steroids**	Buprenorphine	NOA*	Total
Jul-18	0	0	0	0	0	0	0	0	0	0	0	0	0	0
Aug-18	0	0	0	0	1	0	0	0	0	0	0	1	0	2
Sep-18	0	0	0	1	0	0	0	0	0	0	0	2	0	3
Oct-18	0	0	0	0	0	0	0	1	0	0	0	3	0	4
Nov-18	0	0	0	0	0	0	1	1	0	0	0	3	0	5
Dec-18	0	0	0	0	0	0	2	0	0	0	0	14	0	16
Jan-19	0	0	0	0	0	0	0	0	0	0	0	10	0	10
Feb-19	0	0	0	0	0	0	0	0	0	0	0	6	0	6
Mar-19	0	0	0	0	0	0	0	0	0	0	0	7	0	7
Apr-19	0	0	0	0	0	0	0	0	0	0	0	0	0	0
May-19	0	0	0	0	0	0	0	0	0	0	0	3	0	3
Jun-19	0	0	0	0	0	0	0	0	0	0	0	6	0	6
<b>Karreenga YTD</b>	<b>0</b>	<b>0</b>	<b>0</b>	<b>1</b>	<b>1</b>	<b>0</b>	<b>3</b>	<b>2</b>	<b>0</b>	<b>0</b>	<b>0</b>	<b>55</b>	<b>0</b>	<b>62</b>
<i>All Prisons YTD</i>	<i>355</i>	<i>124</i>	<i>1</i>	<i>67</i>	<i>65</i>	<i>36</i>	<i>5</i>	<i>47</i>	<i>41</i>	<i>25</i>	<i>0</i>	<i>1805</i>	<i>5</i>	<i>2576</i>
<i>Karreenga % of Total</i>	<i>0.00%</i>	<i>0.00%</i>	<i>0.00%</i>	<i>1.49%</i>	<i>1.54%</i>	<i>0.00%</i>	<i>60.00%</i>	<i>4.26%</i>	<i>0.00%</i>	<i>0.00%</i>	<i>0.00%</i>	<i>3.05%</i>	<i>0.00%</i>	<i>2.41%</i>

### Karreenga Seizures of Contraband: Visitors & Prisoners – Monthly & 2018-2019

Visitors	GVM		Powder & Crystal		Synthetic (Suspected)		Prescription Medication		Buprenorphine		Alcohol & Home Brew		Syringes & Needles		Smoking Paraphernalia		Edged Weapons		Electronic Devices		Tools		Other	
	Finds	Gms	Finds	Gms	Finds	Gms	Finds	Qty	Finds	Qty	Finds	Ltrs	Finds	Qty	Finds	Qty	Finds	Qty	Finds	Qty	Finds	Qty	Finds	Qty
Karreenga																								
Jul-18	0	0.00	0	0.00	0	0.00	0	0.00	0	0.00	0	0.000	0	0	0	0	0	0	0	0	0	0	0	0
Aug-18	0	0.00	0	0.00	0	0.00	0	0.00	0	0.00	0	0.000	0	0	0	0	0	0	0	0	0	0	0	0
Sep-18	0	0.00	0	0.00	0	0.00	0	0.00	0	0.00	0	0.000	0	0	0	0	0	0	0	0	0	0	0	0
Oct-18	0	0.00	0	0.00	0	0.00	0	0.00	0	0.00	0	0.000	0	0	1	1	0	0	0	0	0	0	0	0
Nov-18	0	0.00	0	0.00	0	0.00	0	0.00	0	0.00	0	0.000	0	0	0	0	0	0	0	0	0	0	0	0
Dec-18	0	0.00	0	0.00	0	0.00	0	0.00	0	0.00	0	0.000	0	0	0	0	0	0	0	0	0	0	0	0
Jan-19	0	0.00	0	0.00	0	0.00	0	0.00	0	0.00	0	0.000	0	0	0	0	0	0	0	0	0	0	0	0
Feb-19	0	0.00	0	0.00	0	0.00	0	0.00	0	0.00	0	0.000	0	0	0	0	0	0	0	0	0	0	0	0
Mar-19	0	0.00	0	0.00	0	0.00	0	0.00	0	0.00	0	0.000	0	0	0	0	0	0	0	0	0	0	0	0
Apr-19	0	0.00	0	0.00	0	0.00	0	0.00	0	0.00	0	0.000	0	0	0	0	0	0	0	0	0	0	0	0
May-19	0	0.00	0	0.00	0	0.00	0	0.00	0	0.00	0	0.000	0	0	0	0	0	0	0	0	0	0	0	0
Jun-19	0	0.00	0	0.00	0	0.00	0	0.00	0	0.00	0	0.000	0	0	0	0	0	0	0	0	0	0	0	0
Total	0	0.00	0	0.00	0	0.00	0	0.00	0	0.00	0	0.000	0	0	1	1	0	0	0	0	0	0	0	0

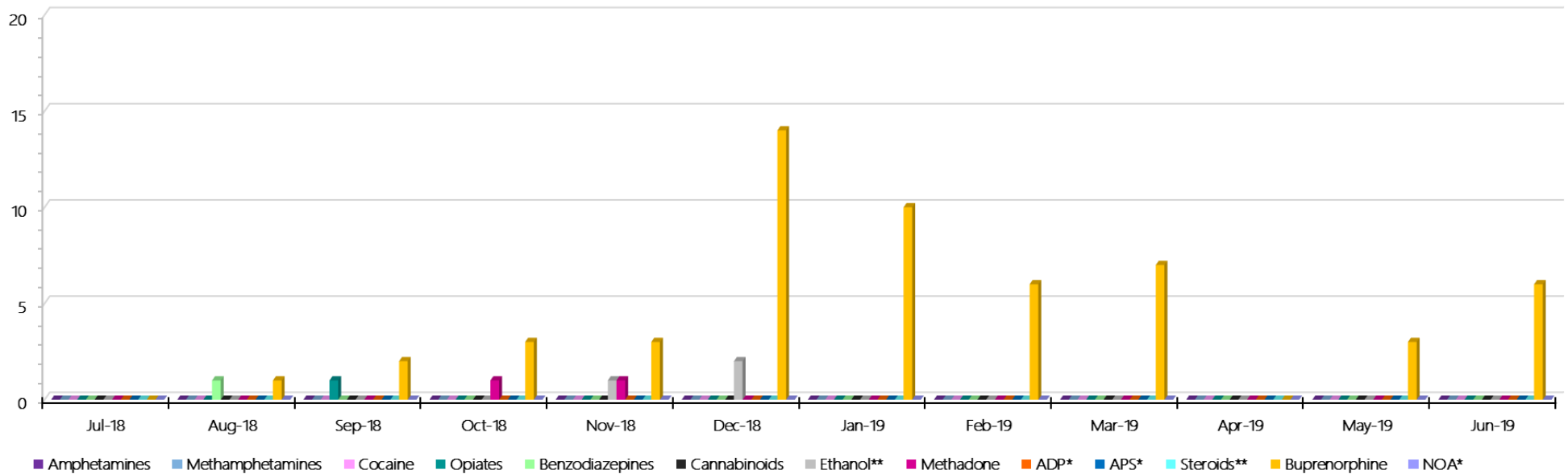
Prisoners	GVM		Powder & Crystal		Synthetic (Suspected)		Prescription Medication		Buprenorphine		Alcohol & Home Brew		Syringes & Needles		Smoking Paraphernalia		Edged Weapons		Electronic Devices		Tools		Other	
	Finds	Gms	Finds	Gms	Finds	Gms	Finds	Qty	Finds	Qty	Finds	Ltrs	Finds	Qty	Finds	Qty	Finds	Qty	Finds	Qty	Finds	Qty	Finds	Qty
Karreenga																								
Jul-18	0	0.00	0	0.00	0	0.00	6	175.50	0	0.00	0	0.000	0	0	1	1	1	1	1	10	0	0	1	10
Aug-18	0	0.00	0	0.00	0	0.00	1	1.00	0	0.00	0	0.000	0	0	2	4	1	1	1	1	0	0	3	3
Sep-18	0	0.00	0	0.00	0	0.00	1	2.00	2	6.90	0	0.000	0	0	2	3	2	2	0	0	0	0	3	7
Oct-18	0	0.00	0	0.00	0	0.00	4	25.00	2	0.40	0	0.000	0	0	1	1	1	1	0	0	0	0	0	0
Nov-18	0	0.00	0	0.00	0	0.00	5	8.00	1	0.10	0	0.000	0	0	3	11	1	1	0	0	3	3	4	4
Dec-18	0	0.00	0	0.00	0	0.00	2	5.50	0	0.00	1	2.000	0	0	1	2	0	0	0	0	0	0	3	3
Jan-19	0	0.00	0	0.00	0	0.00	0	0.00	0	0.00	1	11.250	3	3	2	5	1	1	0	0	0	0	4	9
Feb-19	0	0.00	0	0.00	0	0.00	0	0.00	1	0.10	0	0.000	1	1	0	0	2	2	0	0	0	0	1	1
Mar-19	0	0.00	0	0.00	0	0.00	5	4.60	1	0.10	2	10.000	3	5	4	20	2	6	0	0	1	1	1	1
Apr-19	0	0.00	0	0.00	0	0.00	5	12.50	3	0.70	1	10.000	3	3	0	0	1	1	1	1	0	0	2	2
May-19	0	0.00	0	0.00	1	0.02	3	9.00	2	1.30	0	0.000	0	0	0	0	3	3	0	0	0	0	1	1
Jun-19	0	0.00	0	0.00	0	0.00	0	0.00	0	0.00	3	12.000	1	1	4	18	0	0	2	3	0	0	1	1
Total	0	0.00	0	0.00	1	0.02	32	243.10	12	9.60	8	45.250	11	13	20	65	15	19	5	15	4	4	24	42

### Karreenga Targeted and Random General Drug Test Positives & Equivalents - 2018-2019



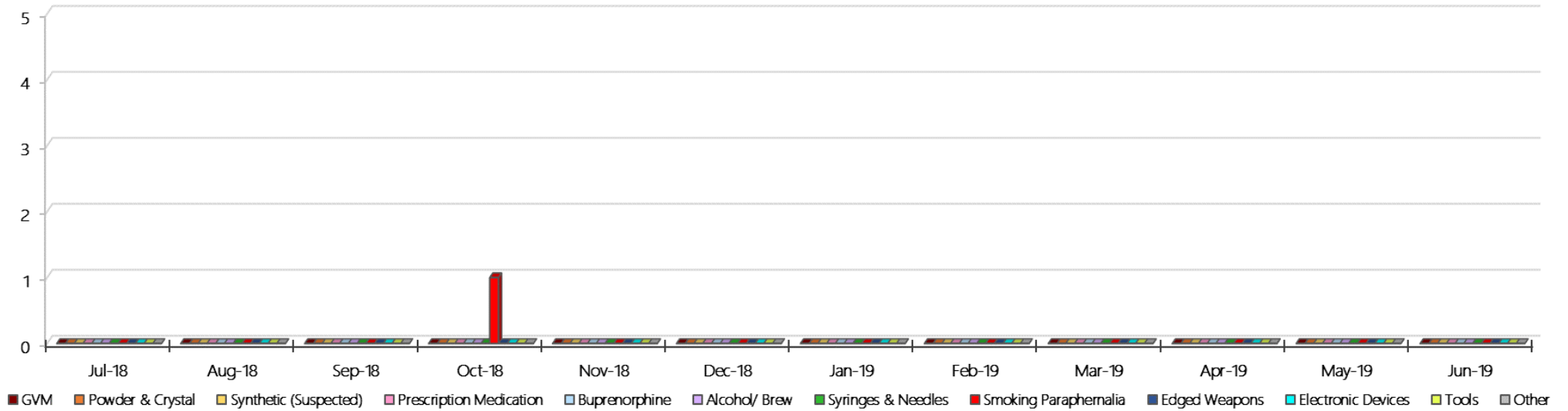
### Karreenga Positive Test Results by Drug Type - 2018-2019

Karreenga Positive Test Results By Drug Type: 2018-2019



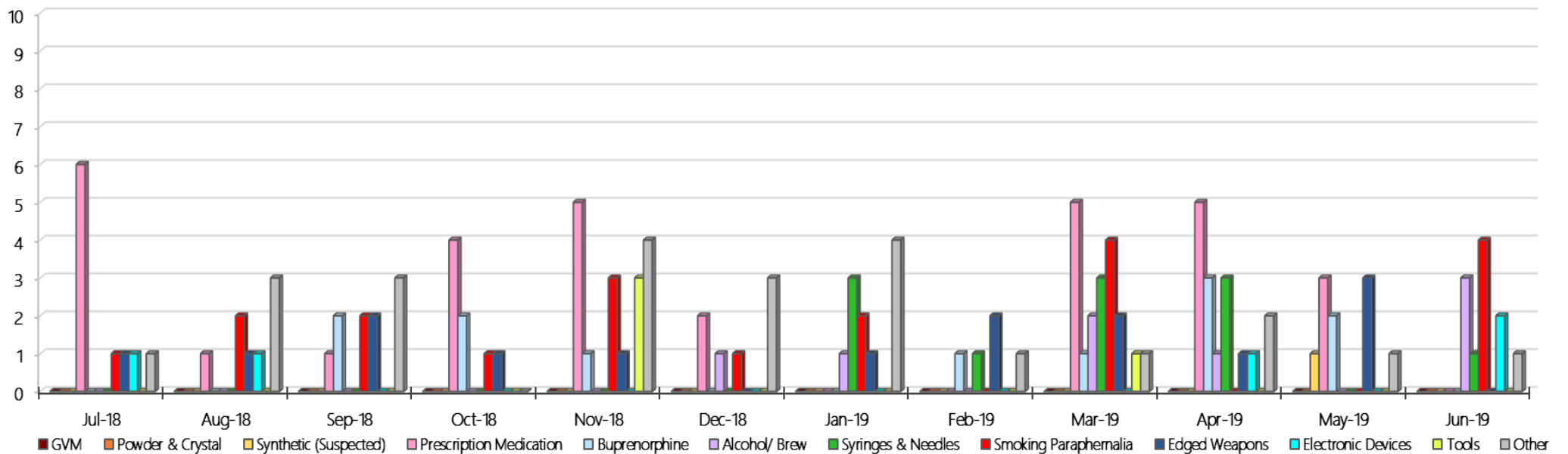
### Karreenga Count of Visitor Seizure Finds – Monthly 2018-2019

Karreenga Count of Visitor Seizure Finds - Monthly 2018-2019



### Karreenga Count of Prisoner Seizure Finds – Monthly 2018-2019

Karreenga Count of Prisoner Seizure Finds - Monthly 2018-2019



## Marngoneet Correctional Centre

### Targeted and Random General Drug Test Results: 2018-2019

Marngoneet	Jul-18	Aug-18	Sep-18	Oct-18	Nov-18	Dec-18	Jan-19	Feb-19	Mar-19	Apr-19	May-19	Jun-19	Average	Totals
Effective Sample - Targeted	75	78	66	91	52	76	68	47	63	15	56	61	62	748
Targeted Positives	7	7	13	10	8	13	14	9	8	2	5	1	8	97
Refusal	0	0	1	1	0	0	0	0	0	0	1	0	0	3
Unable	3	2	0	5	1	3	2	2	1	1	0	1	2	21
Interfered	0	0	0	0	0	0	0	0	0	0	0	0	0	0
Adulterated	0	0	0	0	0	0	0	0	0	0	0	0	0	0
Targeted % Tested Positive	13.33%	11.54%	21.21%	17.58%	17.31%	21.05%	23.53%	23.40%	14.29%	20.00%	10.71%	3.28%	16.18%	16.18%
Awaiting / Pending Results	0	0	0	0	0	0	0	0	0	0	0	1	0	1
Targeted Residual	1	1	1	3	0	0	0	0	2	0	0	0	1	8
Random tests collected	79	64	64	69	60	74	60	61	56	75	58	60	65	780
Tested Positive	6	3	2	6	3	4	5	7	5	6	2	0	4	49
Refusal (guilty)	1	0	0	0	0	0	0	0	0	0	0	0	0	1
Unable (not guilty)	0	1	0	0	0	0	0	0	0	0	0	0	0	1
Unable (guilty)	1	1	1	4	1	5	1	1	4	3	3	1	2	26
Interfered (guilty)	0	0	0	0	0	0	0	0	0	0	0	0	0	0
No test (valid reason)	3	0	0	7	2	0	3	2	3	2	2	3	2	27
No test (no valid reason)	0	0	0	0	0	0	0	0	0	0	0	0	0	0
Adulterated	0	0	0	0	0	0	0	0	0	0	0	0	0	0
Awaiting / Pending Results	0	0	0	0	0	0	0	0	0	0	0	0	0	0
Random Residual (PIMS URAR030)	0	0	0	0	0	0	0	1	0	0	0	0		1
Effective Sample - Random General	81	65	65	73	61	79	61	62	60	78	61	61	67	807
% Tested positive	7.41%	4.62%	3.08%	8.22%	4.92%	5.06%	8.20%	11.29%	8.33%	7.69%	3.28%	0.00%	6.01%	
% Prisoner guilty, positive equivalents	2.47%	1.54%	1.54%	5.48%	1.64%	6.33%	1.64%	1.61%	6.67%	3.85%	4.92%	1.64%	3.28%	
% Total prisoner fails	9.88%	6.15%	4.62%	13.70%	6.56%	11.39%	9.84%	12.90%	15.00%	11.54%	8.20%	1.64%	9.28%	
% No test without valid reason	0.00%	0.00%	0.00%	0.00%	0.00%	0.00%	0.00%	0.00%	0.00%	0.00%	0.00%	0.00%	0.00%	
Random General Benchmark 6.50%	6.50%	6.50%	6.50%	6.50%	6.50%	6.50%	6.50%	6.50%	6.50%	6.50%	6.50%	6.50%	YTD	
% Failures for SDO	9.88%	6.15%	4.62%	13.70%	6.56%	11.39%	9.84%	12.90%	15.00%	11.54%	8.20%	1.64%	9.42%	



## Marngoneet - Drugs Identified Through Testing by Drug Type – Monthly &amp; 2018-2019

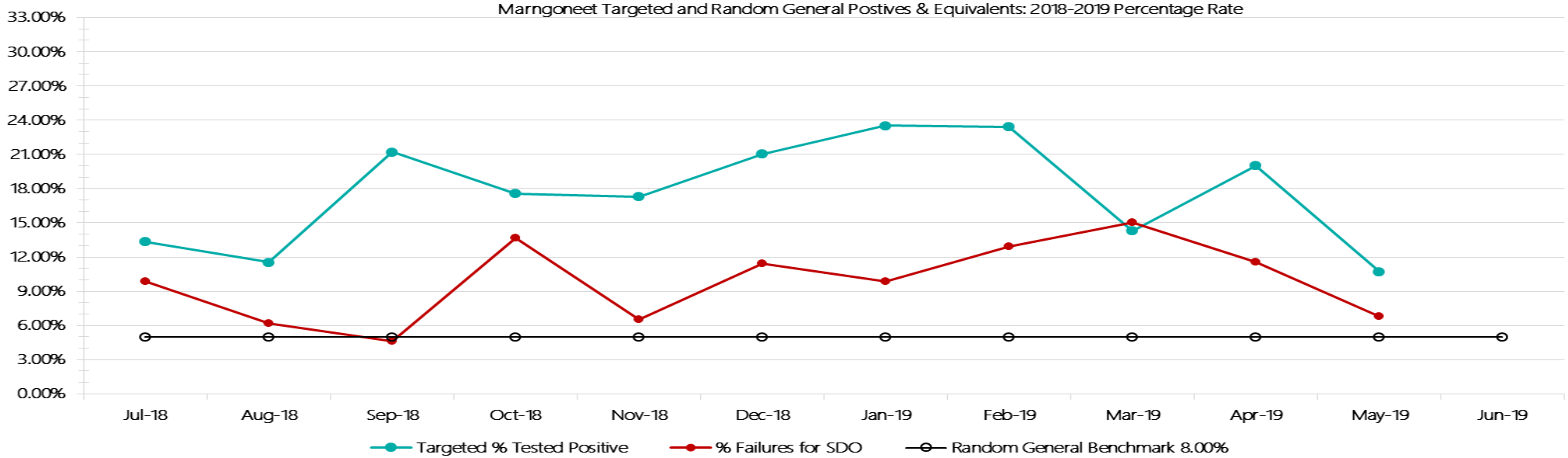
Marngoneet	Amphetamines	Methamphetamines	Cocaine	Opiates	Benzodiazepines	Cannabinoids	Ethanol**	Methadone	ADP*	APS*	Steroids**	Buprenorphine	NOA*	Total
Jul-18	1	0	0	0	0	0	0	0	0	0	0	14	0	15
Aug-18	1	0	0	0	0	1	0	0	0	0	0	14	0	16
Sep-18	0	0	0	0	0	0	0	0	0	0	0	23	0	23
Oct-18	0	0	0	0	0	0	0	0	0	0	0	19	0	19
Nov-18	0	0	0	0	0	2	2	2	0	0	0	11	0	17
Dec-18	1	0	0	0	1	0	0	0	0	0	0	26	0	28
Jan-19	0	0	0	0	1	0	0	0	0	0	0	24	0	25
Feb-19	3	1	0	0	0	1	0	0	0	0	0	20	0	25
Mar-19	0	0	0	1	0	0	0	0	0	0	0	22	0	23
Apr-19	0	0	0	0	0	1	0	0	0	0	0	15	0	16
May-19	0	0	0	1	2	0	0	0	0	0	0	10	0	13
Jun-19	1	2	0	0	1	0	0	0	0	0	0	3	0	7
Marngoneet YTD	7	3	0	2	5	5	2	2	0	0	0	201	0	227
All Prisons YTD	355	124	1	67	65	36	5	47	41	25	0	1805	5	2576
Marngoneet % of Total	1.97%	2.42%	0.00%	2.99%	7.69%	13.89%	40.00%	4.26%	0.00%	0.00%	0.00%	11.14%	0.00%	8.81%

*Margoneet Seizures of Contraband: Visitors & Prisoners – Monthly & 2018-2019*

Visitors	GVM		Powder & Crystal		Synthetic (Suspected)		Prescription Medication		Buprenorphine		Alcohol & Home Brew		Syringes & Needles		Smoking Paraphernalia		Edged Weapons		Electronic Devices		Tools		Other		
	MCC	Finds	Gms	Finds	Gms	Finds	Gms	Finds	Qty	Finds	Qty	Finds	Ltrs	Finds	Qty	Finds	Qty	Finds	Qty	Finds	Qty	Finds	Qty	Finds	Qty
Jul-18	0	0.00	0	0.00	0	0.00	0	0.00	0	0.00	0	0.000	1	1	0	0	0	0	0	0	0	0	0	0	0
Aug-18	0	0.00	0	0.00	0	0.00	0	0.00	0	0.00	0	0.000	0	0	0	0	0	0	0	0	0	0	0	0	0
Sep-18	0	0.00	0	0.00	0	0.00	0	0.00	0	0.00	0	0.000	0	0	0	0	0	0	1	2	0	0	0	0	0
Oct-18	1	10.00	0	0.00	0	0.00	1	5.00	0	0.00	0	0.000	0	0	1	2	0	0	0	0	0	0	1	1	1
Nov-18	0	0.00	0	0.00	0	0.00	0	0.00	0	0.00	0	0.000	0	0	1	2	0	0	0	0	0	0	0	0	0
Dec-18	0	0.00	0	0.00	0	0.00	0	0.00	1	70.00	0	0.000	0	0	0	0	0	0	0	0	0	0	0	0	0
Jan-19	0	0.00	0	0.00	0	0.00	0	0.00	0	0.00	0	0.000	0	0	0	0	0	0	0	0	0	0	0	0	0
Feb-19	0	0.00	0	0.00	0	0.00	0	0.00	0	0.00	0	0.000	0	0	0	0	0	0	0	0	0	0	0	0	0
Mar-19	0	0.00	0	0.00	0	0.00	0	0.00	0	0.00	0	0.000	0	0	1	4	0	0	0	0	0	0	0	0	0
Apr-19	0	0.00	0	0.00	0	0.00	0	0.00	0	0.00	0	0.000	0	0	0	0	0	0	0	0	0	0	0	0	0
May-19	0	0.00	0	0.00	0	0.00	0	0.00	1	21.00	0	0.000	0	0	2	6	0	0	0	0	0	0	0	0	0
Jun-19	0	0.00	0	0.00	0	0.00	1	1.00	0	0.00	0	0.000	0	0	0	0	0	0	0	0	0	0	0	0	0
Total	1	10.00	0	0.00	0	0.00	2	6.00	2	91.00	0	0.000	1	1	5	14	0	0	1	2	0	0	1	1	1

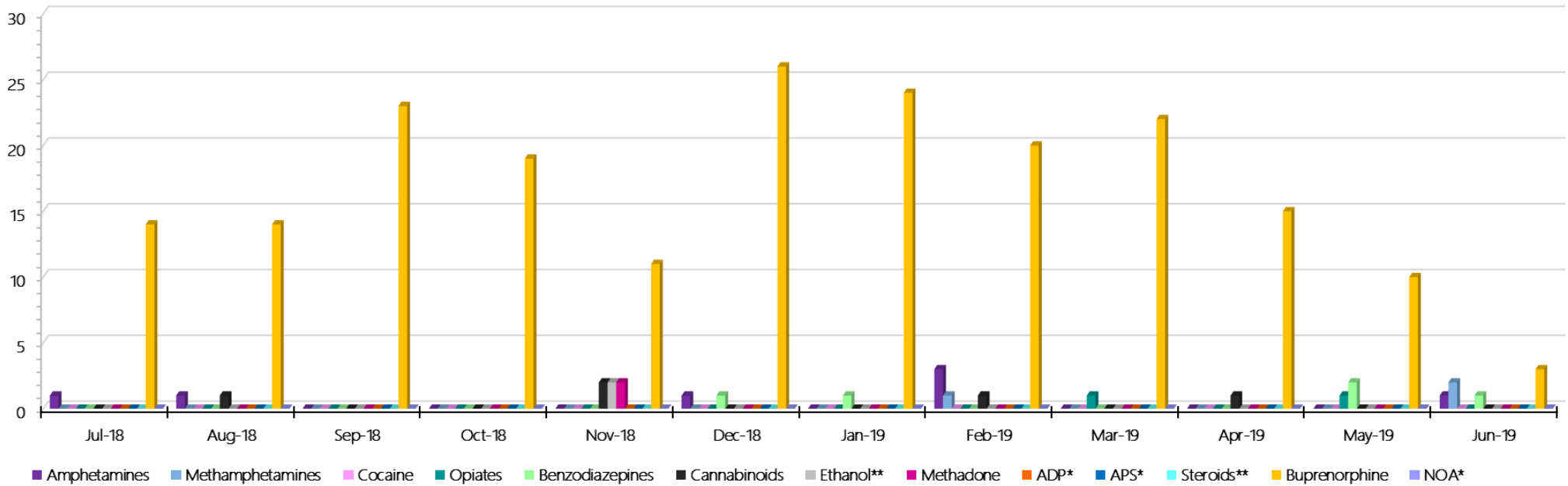
Prisoners	GVM		Powder & Crystal		Synthetic (Suspected)		Prescription Medication		Buprenorphine		Alcohol & Home Brew		Syringes & Needles		Smoking Paraphernalia		Edged Weapons		Electronic Devices		Tools		Other		
	MCC	Finds	Gms	Finds	Gms	Finds	Gms	Finds	Qty	Finds	Qty	Finds	Ltrs	Finds	Qty	Finds	Qty	Finds	Qty	Finds	Qty	Finds	Qty	Finds	Qty
Jul-18	0	0.00	2	0.31	0	0.00	17	30.75	6	9.50	5	16.300	2	2	2	16	5	7	3	3	0	0	2	3	3
Aug-18	1	0.59	0	0.00	1	2.00	10	26.00	8	4.15	3	24.500	0	0	3	10	5	5	1	4	1	1	6	8	8
Sep-18	1	5.00	0	0.00	0	0.00	5	5.50	6	6.20	0	0.000	0	0	1	1	3	3	0	0	0	0	7	7	7
Oct-18	0	0.00	1	0.49	0	0.00	4	10.00	13	22.70	3	8.000	0	0	1	3	3	3	0	0	0	0	6	6	6
Nov-18	0	0.00	1	0.20	0	0.00	3	2.50	3	194.00	0	0.000	2	2	4	7	2	5	1	1	0	0	7	7	7
Dec-18	0	0.00	0	0.00	0	0.00	3	3.50	7	62.70	2	7.000	0	0	5	5	1	1	0	0	0	0	4	4	4
Jan-19	0	0.00	0	0.00	0	0.00	2	1.00	8	6.50	1	2.000	0	0	2	3	4	4	0	0	1	1	4	4	4
Feb-19	0	0.00	1	2.50	0	0.00	3	11.00	6	16.20	1	12.000	1	1	1	1	0	0	0	0	2	2	6	18	18
Mar-19	0	0.00	0	0.00	1	2.00	10	10.10	7	41.70	4	42.000	1	1	4	9	4	4	0	0	0	0	8	12	12
Apr-19	0	0.00	0	0.00	0	0.00	8	7.25	5	3.50	3	15.000	0	0	6	88	3	4	0	0	0	0	11	19	19
May-19	0	0.00	0	0.00	0	0.00	6	9.50	8	3.70	1	0.500	2	2	5	10	2	2	1	1	0	0	4	4	4
Jun-19	0	0.00	1	6.13	0	0.00	7	16.25	6	13.80	1	1.000	0	0	3	3	2	2	0	0	2	3	8	12	12
Total	2	5.59	6	9.63	2	4.00	78	133.35	83	384.65	24	128.30	8	8	37	156	34	40	6	9	6	7	73	104	104

## Marrngoneet Targeted and Random General Drug Test Positives & Equivalents - 2018-2019



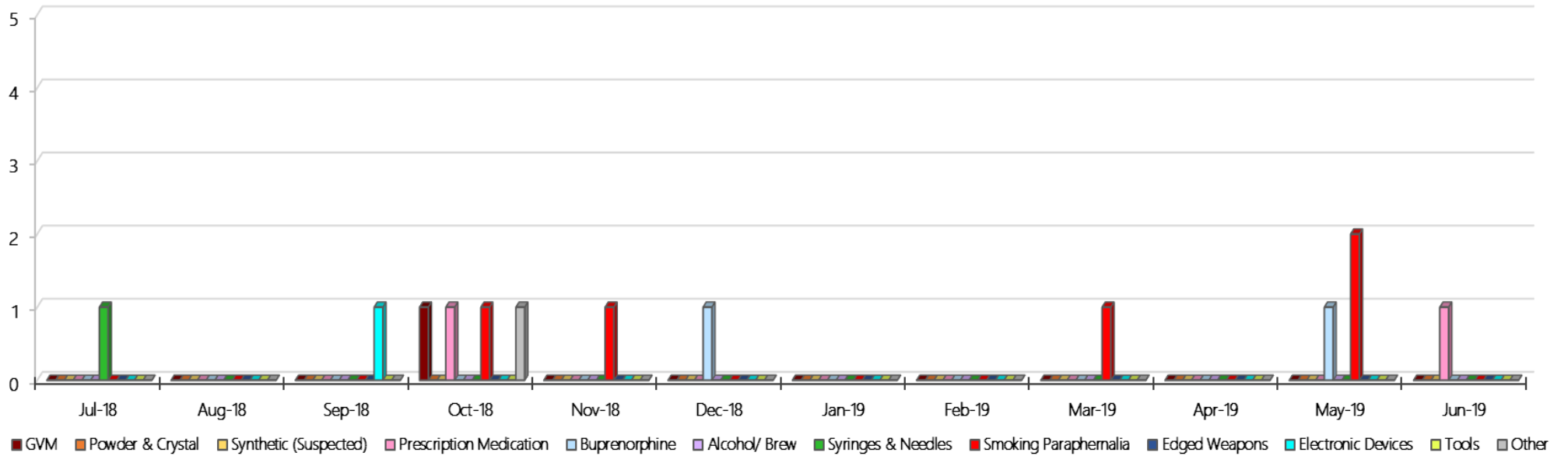
## Marrngoneet Positive Test Results by Drug Type - 2018-2019

Marrngoneet Positive Test Results By Drug Type: 2018-2019



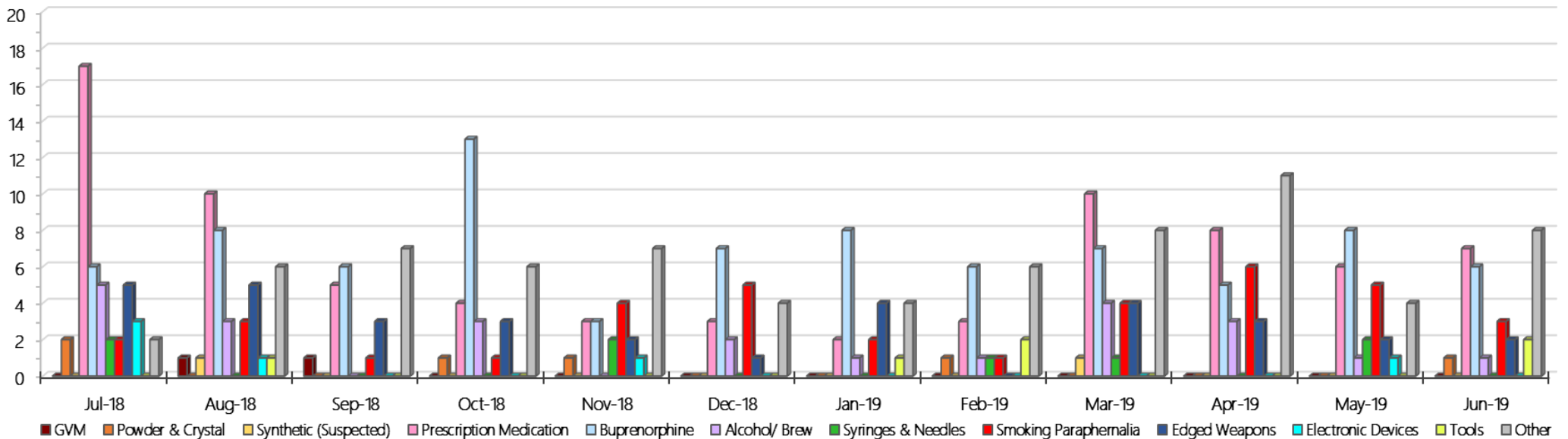
### Marrngoneet Count of Visitor Seizures Finds – Monthly 2018-2019

Marrngoneet Count of Visitor Seizure Finds - Monthly 2018-2019



### Marrngoneet Count of Prisoner Seizure Finds – Monthly 2018-2019

Marrngoneet Count of Prisoner Seizure Finds - Monthly 2018-2019



## Loddon Prison

## Targeted and Random General Drug Test Results: 2018-2019

Loddon	Jul-18	Aug-18	Sep-18	Oct-18	Nov-18	Dec-18	Jan-19	Feb-19	Mar-19	Apr-19	May-19	Jun-19	Average	Totals
Effective Sample - Targeted	59	60	62	85	62	79	61	51	65	56	57	96	66	793
Targeted Positives	4	6	7	4	4	5	5	8	4	6	6	8	6	67
Refusal	0	1	0	0	0	0	0	1	0	0	0	0	0	2
Unable	0	0	1	2	1	0	1	0	2	0	3	1	1	11
Interfered	0	0	0	0	0	0	0	0	0	1	1	0	0	2
Adulterated	0	0	0	0	0	1	0	0	0	0	0	0	0	1
Targeted % Tested Positive	6.78%	11.67%	12.90%	7.06%	8.06%	7.59%	9.84%	17.65%	9.23%	12.50%	17.54%	9.38%	10.47%	10.47%
Awaiting / Pending Results	0	0	0	0	0	0	0	0	0	0	0	0	0	0
Targeted Residual	0	1	1	0	1	1	0	1	1	1	0	2	1	9
Random tests collected	61	50	47	64	53	64	49	52	49	61	47	48	54	645
Tested Positive	1	3	3	3	2	4	2	2	2	4	3	1	3	30
Refusal (guilty)	1	1	0	0	0	0	0	0	0	0	0	0	0	2
Unable (not guilty)	0	0	0	0	0	0	0	0	0	0	0	0	0	0
Unable (guilty)	0	0	2	1	0	1	0	0	0	0	0	0	0	4
Interfered (guilty)	0	0	0	0	0	0	0	0	0	0	0	0	0	0
No test (valid reason)	2	0	2	4	1	0	2	0	3	0	1	0	1	15
No test (no valid reason)	0	0	0	0	0	0	0	0	0	0	0	0	0	0
Adulterated	0	0	0	0	0	0	0	0	0	0	0	0	0	0
Awaiting / Pending Results	0	0	0	0	0	0	0	0	0	0	0	0	0	0
Random Residual (PIMS URAR030)	0	0	0	0	0	0	0	1	0	1	0	0		2
Effective Sample - Random General	62	51	49	65	53	65	49	52	49	61	47	48	54	651
% Tested positive	1.61%	5.88%	6.12%	4.62%	3.77%	6.15%	4.08%	3.85%	4.08%	6.56%	6.38%	2.08%	4.60%	
% Prisoner guilty, positive equivalents	1.61%	1.96%	4.08%	1.54%	0.00%	1.54%	0.00%	0.00%	0.00%	0.00%	0.00%	0.00%	0.89%	
% Total prisoner fails	3.23%	7.84%	10.20%	6.15%	3.77%	7.69%	4.08%	3.85%	4.08%	6.56%	6.38%	2.08%	5.49%	
% No test without valid reason	0.00%	0.00%	0.00%	0.00%	0.00%	0.00%	0.00%	0.00%	0.00%	0.00%	0.00%	0.00%	0.00%	
Random General Benchmark 5.00%	5.00%	5.00%	5.00%	5.00%	5.00%	5.00%	5.00%	5.00%	5.00%	5.00%	5.00%	5.00%	YTD	
% Failures for SDO	3.23%	7.84%	10.20%	6.15%	3.77%	7.69%	4.08%	3.85%	4.08%	6.56%	6.38%	2.08%	5.53%	

## Loddon - Drugs Identified Through Testing by Drug Type – Monthly &amp; 2018-2019

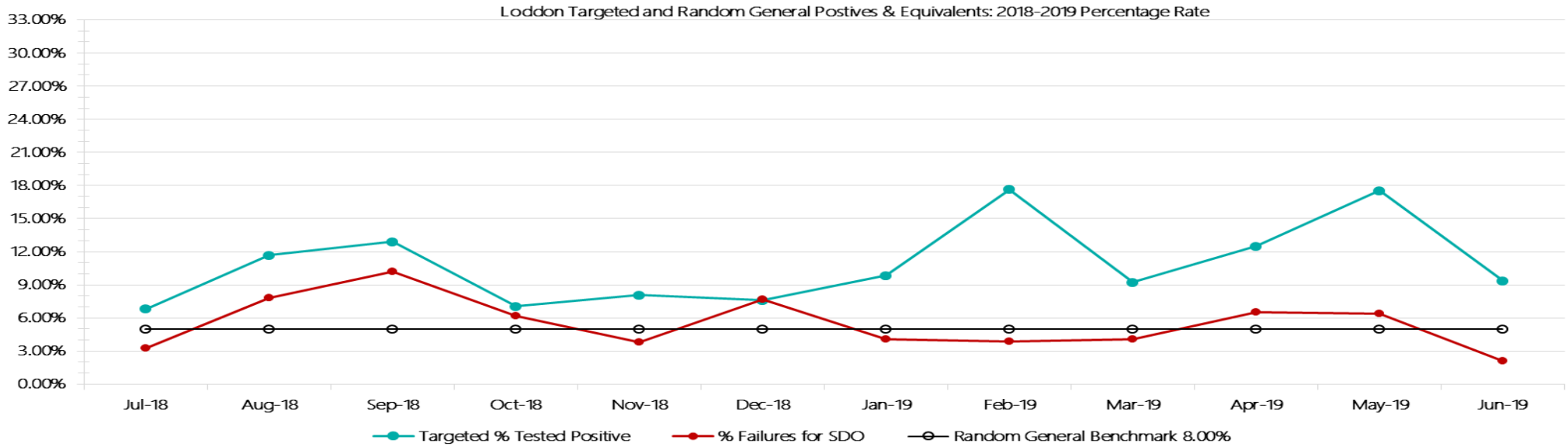
Loddon	Amphetamines	Methamphetamines	Cocaine	Opiates	Benzodiazepines	Cannabinoids	Ethanol**	Methadone	ADP*	APS*	Steroids**	Buprenorphine	NOA*	Total
Jul-18	2	0	0	0	0	0	0	0	0	0	0	6	0	8
Aug-18	0	0	0	0	0	0	0	0	0	0	0	13	0	13
Sep-18	5	0	0	0	0	0	0	0	0	0	0	10	0	15
Oct-18	1	0	0	0	0	0	0	0	0	0	0	8	0	9
Nov-18	0	0	0	0	0	0	0	0	0	0	0	9	0	9
Dec-18	2	0	0	0	0	0	0	0	0	0	0	11	0	13
Jan-19	1	0	0	0	0	0	0	1	0	0	0	11	0	13
Feb-19	0	0	0	0	0	0	0	0	0	0	0	11	0	11
Mar-19	1	1	0	0	0	1	0	0	0	0	0	14	0	17
Apr-19	0	0	0	0	0	0	0	0	0	0	0	15	0	15
May-19	1	1	0	0	0	0	0	0	0	0	0	10	0	12
Jun-19	0	2	0	0	0	0	0	1	0	0	0	14	0	17
Loddon YTD	13	4	0	0	0	1	0	2	0	0	0	132	0	152
All Prisons YTD	355	124	1	67	65	36	5	47	41	25	0	1805	5	2576
Loddon % of Total	3.66%	3.23%	0.00%	0.00%	0.00%	2.78%	0.00%	4.26%	0.00%	0.00%	0.00%	7.31%	0.00%	5.90%

### Loddon Seizures of Contraband: Visitors & Prisoners – Monthly & 2018-2019

Visitors	GVM		Powder & Crystal		Synthetic (Suspected)		Prescription Medication		Buprenorphine		Alcohol & Home Brew		Syringes & Needles		Smoking Paraphernalia		Edged Weapons		Electronic Devices		Tools		Other	
	Finds	Gms	Finds	Gms	Finds	Gms	Finds	Qty	Finds	Qty	Finds	Ltrs	Finds	Qty	Finds	Qty	Finds	Qty	Finds	Qty	Finds	Qty	Finds	Qty
Loddon																								
Jul-18	0	0.00	0	0.00	0	0.00	0	0.00	1	5.00	0	0.000	0	0	0	0	0	0	0	0	0	0	0	0
Aug-18	0	0.00	0	0.00	0	0.00	0	0.00	0	0.00	0	0.000	0	0	0	0	0	0	0	0	0	0	0	0
Sep-18	0	0.00	0	0.00	0	0.00	0	0.00	0	0.00	0	0.000	0	0	0	0	0	0	0	0	0	0	0	0
Oct-18	1	1.00	0	0.00	0	0.00	0	0.00	2	58.00	0	0.000	0	0	0	0	0	0	0	0	0	0	0	0
Nov-18	0	0.00	0	0.00	0	0.00	0	0.00	0	0.00	0	0.000	0	0	0	0	0	0	0	0	0	0	0	0
Dec-18	2	6.20	1	1.00	0	0.00	1	3.50	1	5.00	1	12.000	0	0	3	6	1	1	1	2	0	0	0	0
Jan-19	0	0.00	0	0.00	0	0.00	0	0.00	0	0.00	0	0.000	0	0	0	0	0	0	0	0	0	0	0	0
Feb-19	0	0.00	0	0.00	0	0.00	0	0.00	0	0.00	0	0.000	0	0	0	0	0	0	0	0	0	0	0	0
Mar-19	0	0.00	0	0.00	0	0.00	0	0.00	0	0.00	0	0.000	0	0	0	0	0	0	0	0	0	0	0	0
Apr-19	0	0.00	0	0.00	0	0.00	0	0.00	0	0.00	0	0.000	0	0	0	0	0	0	0	0	0	0	0	0
May-19	0	0.00	0	0.00	0	0.00	0	0.00	0	0.00	0	0.000	0	0	0	0	0	0	0	0	0	0	0	0
Jun-19	2	6.00	3	4.20	0	0.00	2	4.00	0	0.00	0	0.000	0	0	3	3	0	0	0	0	0	0	1	1
Total	5	13.20	4	5.20	0	0.00	3	7.50	4	68.00	1	12.000	0	0	6	9	1	1	1	2	0	0	1	1

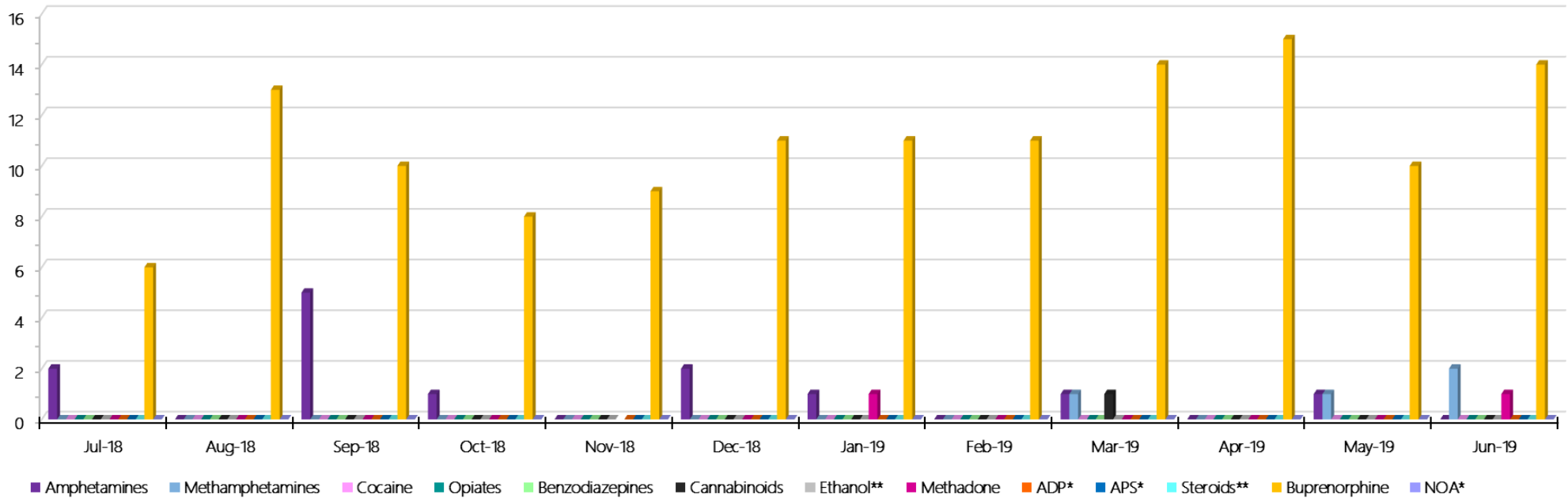
Prisoners	GVM		Powder & Crystal		Synthetic (Suspected)		Prescription Medication		Buprenorphine		Alcohol & Home Brew		Syringes & Needles		Smoking Paraphernalia		Edged Weapons		Electronic Devices		Tools		Other	
	Finds	Gms	Finds	Gms	Finds	Gms	Finds	Qty	Finds	Qty	Finds	Ltrs	Finds	Qty	Finds	Qty	Finds	Qty	Finds	Qty	Finds	Qty	Finds	Qty
Loddon																								
Jul-18	0	0.00	0	0.00	0	0.00	0	0.00	1	0.20	1	4.500	0	0	3	5	4	4	1	1	0	0	2	3
Aug-18	0	0.00	2	0.20	0	0.00	2	53.50	1	0.10	0	0.000	1	1	4	9	2	2	0	0	4	5	10	22
Sep-18	0	0.00	0	0.00	0	0.00	0	0.00	4	1.70	1	7.500	1	1	1	1	0	0	2	4	7	7	0	0
Oct-18	0	0.00	0	0.00	0	0.00	4	7.50	1	0.10	1	1.250	2	2	3	3	2	2	2	3	0	0	0	0
Nov-18	0	0.00	0	0.00	0	0.00	0	0.00	4	48.70	0	0.000	0	0	1	1	0	0	0	0	0	0	1	1
Dec-18	1	2.20	0	0.00	0	0.00	1	0.50	1	0.10	1	2.000	0	0	1	1	0	0	0	0	0	0	0	0
Jan-19	0	0.00	0	0.00	0	0.00	0	0.00	7	7.60	3	20.000	0	0	3	6	1	1	0	0	3	3	0	0
Feb-19	0	0.00	1	0.50	0	0.00	1	0.50	8	12.80	2	5.500	0	0	0	0	3	3	2	2	0	0	1	1
Mar-19	0	0.00	0	0.00	0	0.00	0	0.00	7	0.00	3	3.750	0	0	10	50	5	6	1	1	3	8	0	0
Apr-19	0	0.00	0	0.00	0	0.00	2	51.00	4	1.80	3	9.000	0	0	5	14	3	3	1	1	1	1	0	0
May-19	0	0.00	1	1.20	0	0.00	1	1.00	4	5.00	2	3.750	1	1	6	13	1	1	0	0	2	2	0	0
Jun-19	0	0.00	0	0.00	0	0.00	0	0.00	5	6.00	0	0.000	0	0	4	12	0	0	3	3	0	0	4	5
Total	1	2.20	4	1.90	0	0.00	11	114.00	47	84.10	17	57.250	5	5	41	115	21	22	12	15	20	26	18	32

## Loddon Targeted and Random General Drug Test Positives & Equivalentents - 2018-2019



## Loddon Positive Test Results by Drug Type - 2018-2019

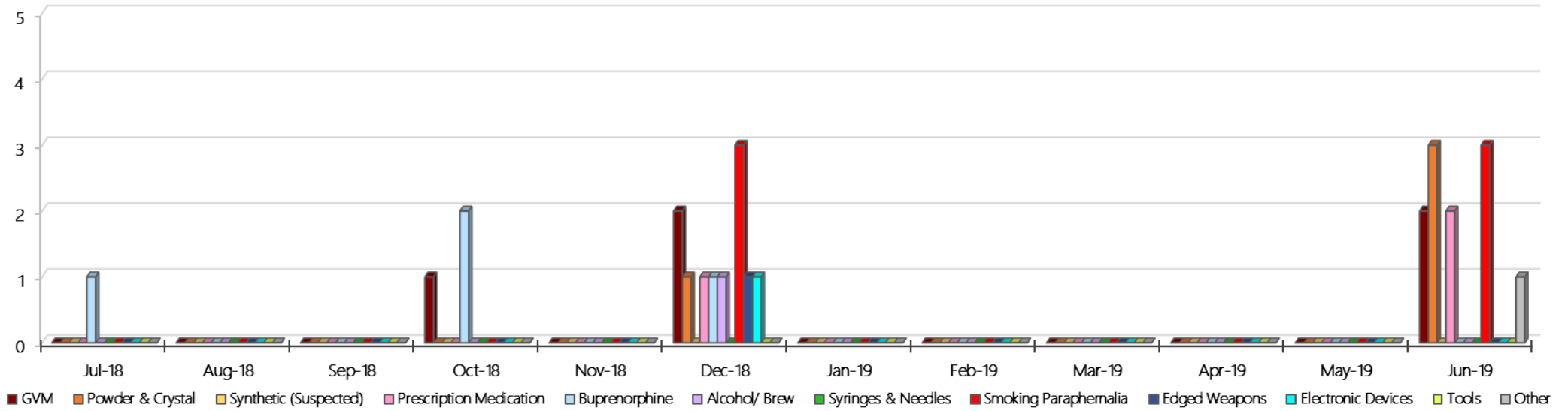
Loddon Positive Test Results By Drug Type: 2018-2019





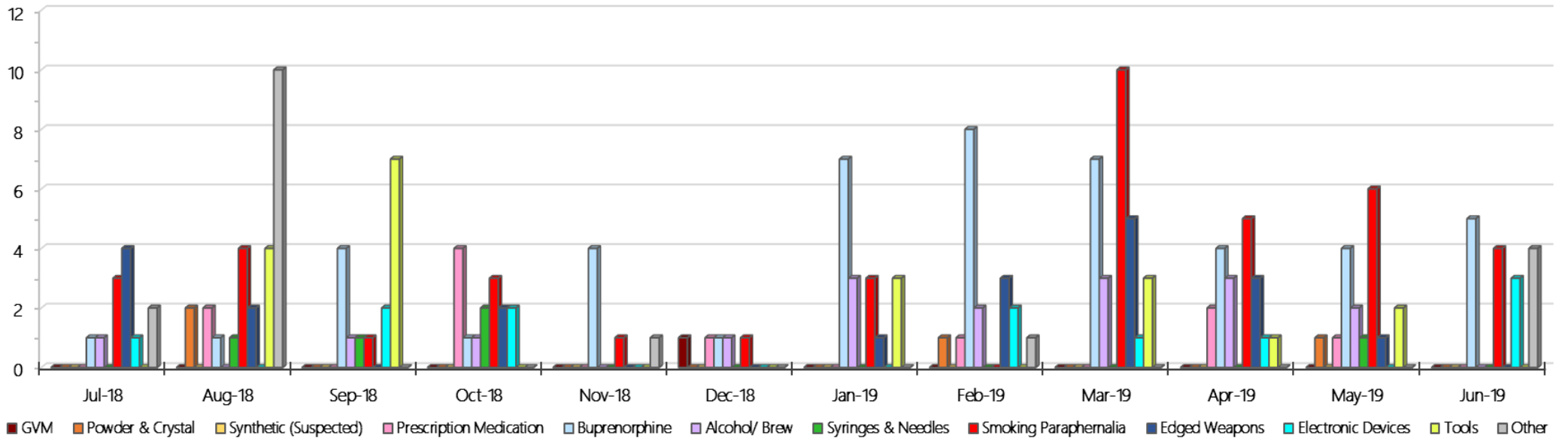
### Loddon Count of Visitor Seizure Finds – Monthly 2018-2019

Loddon Count of Visitor Seizure Finds - Monthly 2018-2019



### Loddon Count of Prisoner Seizure Finds – Monthly 2018-2019

Loddon Count of Prisoner Seizure Finds - Monthly 2018-2019



## Middleton (annex of Loddon)

### Targeted and Random General Drug Test Results: 2018-2019

Middleton	Jul-18	Aug-18	Sep-18	Oct-18	Nov-18	Dec-18	Jan-19	Feb-19	Mar-19	Apr-19	May-19	Jun-19	Average	Totals
Effective Sample - Targeted	30	32	52	54	51	44	49	22	41	59	41	53	44	528
Targeted Positives	1	0	4	0	0	3	0	0	3	2	1	0	1	14
Refusal	0	0	2	1	0	0	0	0	0	1	0	0	0	4
Unable	0	0	2	0	0	0	0	0	0	0	0	1	0	3
Interfered	0	0	0	0	0	0	0	0	0	0	0	0	0	0
Adulterated	0	0	0	0	0	0	0	0	0	0	0	0	0	0
Targeted % Tested Positive	3.33%	0.00%	15.38%	1.85%	0.00%	6.82%	0.00%	0.00%	7.32%	5.08%	2.44%	1.89%	3.98%	3.98%
Awaiting / Pending Results	0	0	0	0	0	0	0	0	0	0	0	3	0	3
Targeted Residual	0	0	0	0	0	0	0	0	0	0	0	0	0	0
Random tests collected	37	27	28	36	32	40	30	31	30	34	32	28	32	385
Tested Positive	0	0	0	0	1	0	0	0	1	0	0	0	0	2
Refusal (guilty)	0	0	0	0	0	0	0	1	0	0	0	0	0	1
Unable (not guilty)	0	0	0	0	0	0	0	0	0	0	0	0	0	0
Unable (guilty)	0	0	0	0	0	0	0	0	0	2	0	1	0	3
Interfered (guilty)	0	0	0	0	0	0	0	0	0	0	0	0	0	0
No test (valid reason)	2	1	0	0	0	0	2	0	0	0	0	0	0	5
No test (no valid reason)	0	0	0	0	0	0	0	0	0	0	0	0	0	0
Adulterated	0	0	0	0	0	0	0	0	0	0	0	0	0	0
Awaiting / Pending Results	0	0	0	0	0	0	0	0	0	0	0	1	0	1
Random Residual (PIMS URAR030)	0	0	0	0	0	0	0	0	0	0	0	0	0	0
Effective Sample - Random General	37	27	28	36	32	40	30	32	30	36	32	29	32	389
% Tested positive	0.00%	0.00%	0.00%	0.00%	3.13%	0.00%	0.00%	0.00%	3.33%	0.00%	0.00%	0.00%	0.54%	
% Prisoner guilty, positive equivalents	0.00%	0.00%	0.00%	0.00%	0.00%	0.00%	0.00%	3.13%	0.00%	5.56%	0.00%	3.45%	1.01%	
% Total prisoner fails	0.00%	0.00%	0.00%	0.00%	3.13%	0.00%	0.00%	3.13%	3.33%	5.56%	0.00%	3.45%	1.55%	
% No test without valid reason	0.00%	0.00%	0.00%	0.00%	0.00%	0.00%	0.00%	0.00%	0.00%	0.00%	0.00%	0.00%	0.00%	
Random General Benchmark 4.00%	4.00%	4.00%	4.00%	4.00%	4.00%	4.00%	4.00%	4.00%	4.00%	4.00%	4.00%	4.00%	YTD	
% Failures for SDO	0.00%	0.00%	0.00%	0.00%	3.13%	0.00%	0.00%	3.13%	3.33%	5.56%	0.00%	3.45%	1.54%	

*Middleton - Drugs Identified Through Testing by Drug Type – Monthly & 2018-2019*

Middleton	Amphetamines	Methamphetamines	Cocaine	Opiates	Benzodiazepines	Cannabinoids	Ethanol**	Methadone	ADP*	APS*	Steroids**	Buprenorphine	NOA*	Total
Jul-18	0	0	0	0	0	0	0	0	0	0	0	1	0	1
Aug-18	0	0	0	0	1	0	0	0	0	0	0	1	0	2
Sep-18	0	0	0	0	0	0	0	0	0	0	0	4	0	4
Oct-18	0	0	0	0	0	0	0	0	0	0	0	1	0	1
Nov-18	0	0	0	0	2	0	0	0	0	0	0	1	0	3
Dec-18	0	0	0	0	1	0	0	0	0	0	0	3	0	4
Jan-19	0	0	0	0	0	0	0	0	0	0	0	0	0	0
Feb-19	0	0	0	0	0	0	0	0	0	0	0	0	0	0
Mar-19	0	0	0	0	2	0	0	0	0	0	0	2	0	4
Apr-19	0	0	0	0	0	1	0	0	0	0	0	1	0	2
May-19	0	0	0	0	1	0	0	0	0	0	0	1	0	2
Jun-19	0	0	0	0	0	0	0	0	0	0	0	0	0	0
Loddon YTD	0	0	0	0	7	1	0	0	0	0	0	15	0	23
All Prisons YTD	355	124	1	67	65	36	5	47	41	25	0	1805	5	2576
Loddon % of Total	0.00%	0.00%	0.00%	0.00%	10.77%	2.78%	0.00%	0.00%	0.00%	0.00%	0.00%	0.83%	0.00%	0.89%

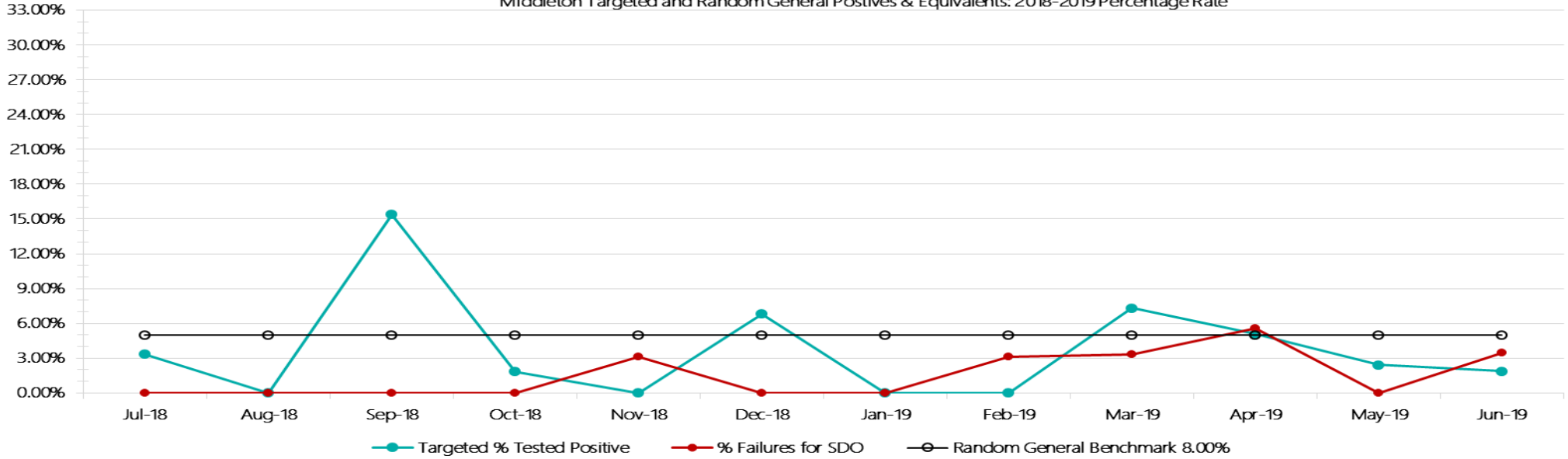
*Middleton Seizures of Contraband: Visitors & Prisoners – Monthly & 2018-2019*

Visitors	GVM		Powder & Crystal		Synthetic (Suspected)		Prescription Medication		Buprenorphine		Alcohol & Home Brew		Syringes & Needles		Smoking Paraphernalia		Edged Weapons		Electronic Devices		Tools		Other	
	Finds	Gms	Finds	Gms	Finds	Gms	Finds	Qty	Finds	Qty	Finds	Ltrs	Finds	Qty	Finds	Qty	Finds	Qty	Finds	Qty	Finds	Qty	Finds	Qty
Jul-18	0	0.00	0	0.00	0	0.00	0	0.00	0	0.00	0	0.000	0	0	0	0	0	0	0	0	0	0	0	0
Aug-18	0	0.00	0	0.00	0	0.00	0	0.00	0	0.00	0	0.000	0	0	0	0	0	0	0	0	0	0	0	0
Sep-18	0	0.00	0	0.00	0	0.00	0	0.00	0	0.00	0	0.000	0	0	0	0	0	0	0	1	1	0	0	0
Oct-18	0	0.00	0	0.00	0	0.00	0	0.00	0	0.00	0	0.000	0	0	0	0	0	0	0	0	0	0	0	0
Nov-18	0	0.00	0	0.00	0	0.00	0	0.00	0	0.00	0	0.000	0	0	0	0	0	0	0	0	0	0	0	0
Dec-18	1	1.00	1	2.50	0	0.00	0	0.00	0	0.00	0	0.000	0	0	1	2	1	2	0	0	0	0	0	0
Jan-19	0	0.00	0	0.00	0	0.00	0	0.00	0	0.00	0	0.000	0	0	0	0	0	0	0	0	0	0	0	0
Feb-19	0	0.00	0	0.00	0	0.00	0	0.00	0	0.00	0	0.000	0	0	0	0	0	0	0	0	0	0	0	0
Mar-19	0	0.00	0	0.00	0	0.00	0	0.00	0	0.00	0	0.000	0	0	1	1	0	0	0	0	0	0	0	0
Apr-19	0	0.00	0	0.00	0	0.00	0	0.00	0	0.00	0	0.000	0	0	0	0	0	0	0	0	0	0	0	0
May-19	0	0.00	0	0.00	0	0.00	0	0.00	0	0.00	0	0.000	0	0	0	0	0	0	0	0	0	0	0	0
Jun-19	0	0.00	1	1.00	0	0.00	0	0.00	0	0.00	0	0.000	1	10	0	0	0	0	0	0	0	0	0	0
<b>Total</b>	<b>1</b>	<b>1.00</b>	<b>2</b>	<b>3.50</b>	<b>0</b>	<b>0.00</b>	<b>0</b>	<b>0.00</b>	<b>0</b>	<b>0.00</b>	<b>0</b>	<b>0.000</b>	<b>1</b>	<b>10</b>	<b>2</b>	<b>3</b>	<b>1</b>	<b>2</b>	<b>1</b>	<b>1</b>	<b>0</b>	<b>0</b>	<b>0</b>	<b>0</b>

Prisoners	GVM		Powder & Crystal		Synthetic (Suspected)		Prescription Medication		Buprenorphine		Alcohol & Home Brew		Syringes & Needles		Smoking Paraphernalia		Edged Weapons		Electronic Devices		Tools		Other	
	Finds	Gms	Finds	Gms	Finds	Gms	Finds	Qty	Finds	Qty	Finds	Ltrs	Finds	Qty	Finds	Qty	Finds	Qty	Finds	Qty	Finds	Qty	Finds	Qty
Jul-18	1	68.90	3	216.20	0	0.00	1	77.00	0	0.00	1	1.000	1	1	5	599	2	4	2	2	2	3	2	2
Aug-18	0	0.00	0	0.00	0	0.00	1	1.00	1	5.00	0	0.000	0	0	0	0	0	0	0	0	0	2	3	
Sep-18	0	0.00	0	0.00	0	0.00	0	0.00	0	0.00	0	0.000	0	0	1	4	0	0	0	0	1	2	0	0
Oct-18	0	0.00	0	0.00	0	0.00	0	0.00	0	0.00	0	0.000	1	1	1	1	0	0	0	0	0	0	1	1
Nov-18	0	0.00	0	0.00	0	0.00	0	0.00	0	0.00	0	0.000	0	0	0	0	1	1	1	1	0	0	0	0
Dec-18	0	0.00	0	0.00	0	0.00	1	1.00	0	0.00	0	0.000	0	0	1	1	1	1	2	2	2	2	0	0
Jan-19	0	0.00	1	4.10	0	0.00	0	0.00	2	48.00	0	0.000	0	0	2	4	0	0	0	0	2	2	0	0
Feb-19	0	0.00	0	0.00	0	0.00	2	7.00	0	0.00	0	0.000	0	0	3	3	0	0	6	8	1	1	0	0
Mar-19	0	0.00	0	0.00	0	0.00	0	0.00	0	0.00	0	0.000	0	0	0	0	0	0	0	0	0	0	0	0
Apr-19	0	0.00	0	0.00	0	0.00	0	0.00	1	1.10	0	0.000	0	0	0	0	0	0	0	0	0	0	0	0
May-19	0	0.00	0	0.00	0	0.00	1	1.00	1	1.00	0	0.000	0	0	2	2	0	0	0	0	0	0	0	0
Jun-19	0	0.00	0	0.00	0	0.00	0	0.00	1	2.00	0	0.000	0	0	1	1	0	0	0	0	0	0	0	0
<b>Total</b>	<b>1</b>	<b>68.90</b>	<b>4</b>	<b>220.30</b>	<b>0</b>	<b>0.00</b>	<b>6</b>	<b>87.00</b>	<b>6</b>	<b>57.10</b>	<b>1</b>	<b>1.000</b>	<b>2</b>	<b>2</b>	<b>16</b>	<b>615</b>	<b>4</b>	<b>6</b>	<b>11</b>	<b>13</b>	<b>8</b>	<b>10</b>	<b>5</b>	<b>6</b>

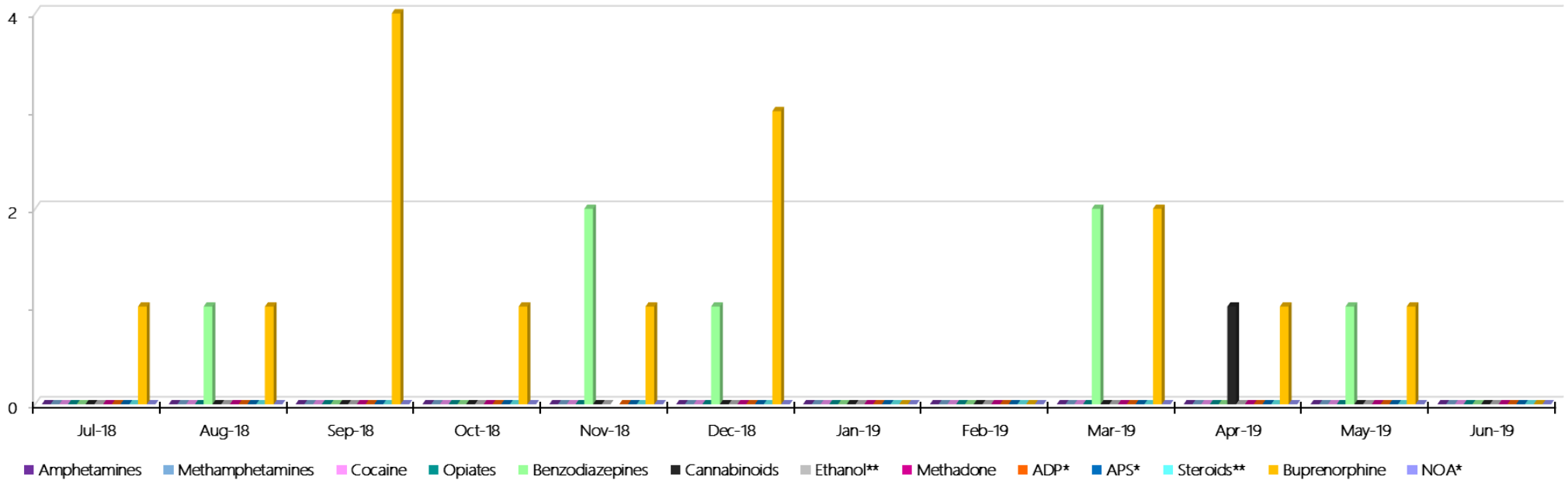
### Middleton Targeted and Random General Drug Test Positives & Equivalents - 2018-2019

Middleton Targeted and Random General Postives & Equivalents: 2018-2019 Percentage Rate



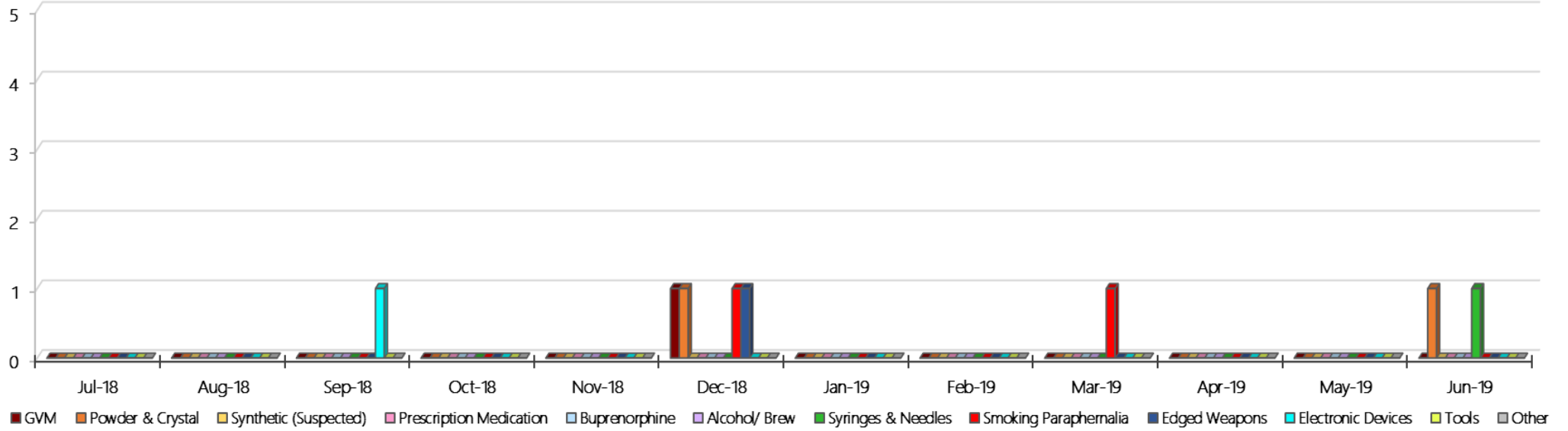
### Middleton Positive Test Results by Drug Type - 2018-2019

Middleton Positive Test Results By Drug Type: 2018-2019



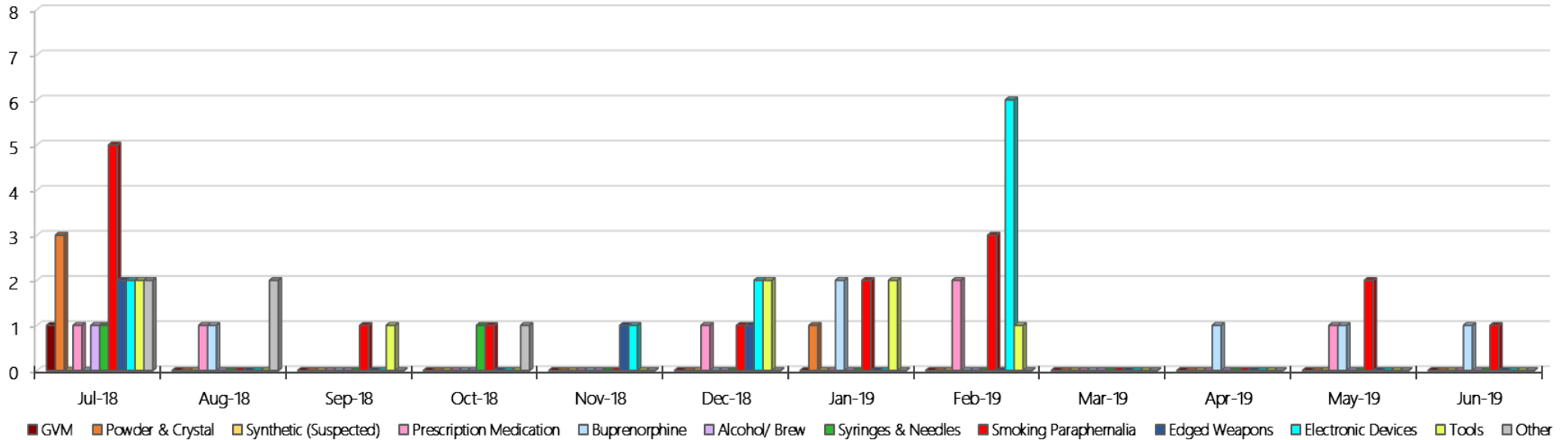
### Middleton Count of Visitor Seizure Finds – Monthly 2018-2019

Middleton Count of Visitor Seizure Finds - Monthly 2018-2019



### Middleton Count of Prisoner Seizure Finds – Monthly 2018-2019

Middleton Count of Prisoner Seizure Finds - Monthly 2018-2019



## Ravenhall Correctional Centre

### Targeted and Random General Drug Test Results: 2018-2019

Ravenhall	Jul-18	Aug-18	Sep-18	Oct-18	Nov-18	Dec-18	Jan-19	Feb-19	Mar-19	Apr-19	May-19	Jun-19	Average	Totals
Effective Sample - Targeted	205	252	182	222	232	215	234	215	382	392	466	412	284	3409
Targeted Positives	14	17	10	4	8	11	17	21	40	16	21	30	17	209
Refusal	1	3	0	0	1	0	0	0	1	1	1	3	1	11
Unable	1	3	3	1	1	4	3	1	4	3	9	7	3	40
Interfered	0	0	0	0	0	0	0	0	0	0	0	0	0	0
Adulterated	2	0	0	0	1	1	0	0	0	1	1	0	1	6
Targeted % Tested Positive	8.78%	9.13%	7.14%	2.25%	4.74%	7.44%	8.55%	10.23%	11.78%	5.36%	6.87%	9.71%	7.80%	7.80%
Awaiting / Pending Results	0	0	0	0	0	0	0	0	0	0	0	0	0	0
Targeted Residual	1	2	2	0	2	0	0	1	0	0	0	2	1	10
Random tests collected	138	112	112	138	131	178	147	146	139	177	137	139	141	1694
Tested Positive	1	0	2	1	3	8	2	10	2	5	1	5	3	40
Refusal (guilty)	1	0	0	3	1	1	0	1	0	2	2	0	1	11
Unable (not guilty)	0	0	0	0	0	0	0	1	1	0	0	0	0	2
Unable (guilty)	2	1	2	1	3	1	3	1	1	2	1	4	2	22
Interfered (guilty)	0	0	0	0	0	0	0	0	0	0	0	0	0	0
No test (valid reason)	2	3	2	5	4	4	1	2	8	7	8	3	4	49
No test (no valid reason)	0	0	0	0	0	0	0	0	0	0	1	0	0	1
Adulterated	0	0	0	0	0	0	0	0	0	0	0	0	0	0
Awaiting / Pending Results	0	0	0	0	0	0	0	0	0	0	0	0	0	0
Random Residual (PIMS URAR030)	1	0	0	0	0	0	0	1	0	0	0	0		2
Effective Sample - Random General	141	113	114	142	135	180	150	148	140	181	141	143	144	1728
% Tested positive	0.71%	0.00%	1.75%	0.70%	2.22%	4.44%	1.33%	6.76%	1.43%	2.76%	0.71%	3.50%	2.19%	
% Prisoner guilty, positive equivalents	2.13%	0.88%	1.75%	2.82%	2.96%	1.11%	2.00%	1.35%	0.71%	2.21%	2.13%	2.80%	1.90%	
% Total prisoner fails	2.84%	0.88%	3.51%	3.52%	5.19%	5.56%	3.33%	8.11%	2.14%	4.97%	2.84%	6.29%	4.10%	
% No test without valid reason	0.00%	0.00%	0.00%	0.00%	0.00%	0.00%	0.00%	0.00%	0.00%	0.00%	0.71%	0.00%	0.06%	
% Failures for SDO	2.84%	0.88%	3.51%	3.52%	5.19%	5.56%	3.33%	8.11%	2.14%	4.97%	3.55%	6.29%	4.28%	

## Ravenhall - Drugs Identified Through Testing by Drug Type – Monthly &amp; 2018-2019

Ravenhall	Amphetamines	Methamphetamines	Cocaine	Opiates	Benzodiazepines	Cannabinoids	Ethanol**	Methadone	ADP*	APS*	Steroids**	Buprenorphine	NOA*	Total
Jul-18	8	0	0	0	0	2	0	0	0	0	0	15	0	25
Aug-18	9	0	0	0	1	0	0	0	0	0	0	12	0	22
Sep-18	9	0	0	0	0	0	0	0	0	0	0	10	0	19
Oct-18	1	0	0	0	0	0	0	0	0	0	0	7	0	8
Nov-18	3	0	0	0	0	0	0	0	0	0	0	8	0	11
Dec-18	2	0	0	0	0	1	0	0	0	0	0	20	0	23
Jan-19	7	0	0	1	0	2	0	0	1	1	0	16	0	28
Feb-19	8	0	0	1	0	1	0	0	0	0	0	31	0	41
Mar-19	6	6	0	1	2	0	0	0	0	0	0	42	0	57
Apr-19	2	2	0	0	1	0	0	0	0	0	0	22	0	27
May-19	5	11	0	0	0	0	0	0	0	0	0	17	0	33
Jun-19	9	14	0	0	0	0	0	0	0	1	0	25	0	49
Ravenhall YTD	69	33	0	3	4	6	0	0	1	2	0	225	0	343
All Prisons YTD	355	124	1	67	65	36	5	47	41	25	0	1805	5	2576
Ravenhall % of Total	19.44%	26.61%	0.00%	4.48%	6.15%	16.67%	0.00%	0.00%	2.44%	8.00%	0.00%	12.47%	0.00%	13.32%



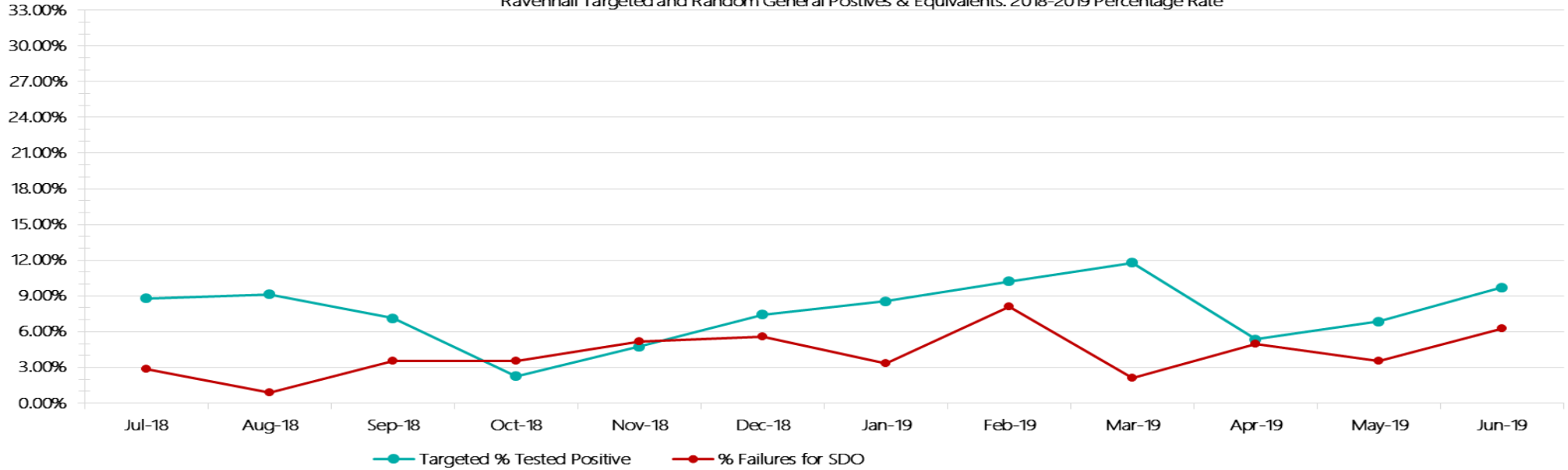
### Ravenhall Seizures of Contraband: Visitors & Prisoners – Monthly & 2018-2019

Visitors	GVM		Powder & Crystal		Synthetic (Suspected)		Prescription Medication		Buprenorphine		Alcohol & Home Brew		Syringes & Needles		Smoking Paraphernalia		Edged Weapons		Electronic Devices		Tools		Other	
	Find	Gms	Finds	Gms	Finds	Gms	Finds	Qty	Finds	Qty	Finds	Ltrs	Finds	Qty	Finds	Qty	Finds	Qty	Finds	Qty	Finds	Qty	Finds	Qty
Jul-18	0	0.00	0	0.00	0	0.00	0	0.00	0	0.00	0	0.000	0	0	2	3	0	0	0	0	0	0	0	0
Aug-18	0	0.00	0	0.00	0	0.00	0	0.00	0	0.00	0	0.000	0	0	0	0	0	0	0	0	0	0	0	0
Sep-18	0	0.00	0	0.00	0	0.00	1	11.00	0	0.00	0	0.000	0	0	1	1	0	0	0	0	0	0	0	0
Oct-18	1	1.00	0	0.00	0	0.00	0	0.00	0	0.00	0	0.000	1	1	0	0	0	0	0	0	0	0	0	0
Nov-18	0	0.00	0	0.00	0	0.00	0	0.00	0	0.00	0	0.000	0	0	0	0	0	0	0	0	0	0	0	0
Dec-18	0	0.00	1	26.40	0	0.00	0	0.00	0	0.00	0	0.000	1	2	2	3	0	0	1	1	0	0	1	1
Jan-19	0	0.00	0	0.00	0	0.00	0	0.00	0	0.00	0	0.000	0	0	3	32	1	1	0	0	0	0	1	1
Feb-19	3	2.50	0	0.00	0	0.00	0	0.00	1	5.00	0	0.000	0	0	1	1	2	2	0	0	0	0	2	2
Mar-19	0	0.00	2	1.01	0	0.00	0	0.00	1	1.00	0	0.000	0	0	3	4	0	0	0	0	0	0	0	0
Apr-19	1	12.81	1	1.00	0	0.00	0	0.00	2	16.00	0	0.000	1	10	3	14	1	2	0	0	0	0	0	0
May-19	3	11.00	1	0.73	0	0.00	0	0.00	0	0.00	0	0.000	1	1	2	2	0	0	0	0	0	0	0	0
Jun-19	3	27.22	2	2.00	0	0.00	0	0.00	0	0.00	0	0.000	0	0	1	1	1	2	0	0	0	0	1	1
<b>Total</b>	<b>11</b>	<b>54.53</b>	<b>7</b>	<b>31.14</b>	<b>0</b>	<b>0.00</b>	<b>1</b>	<b>11.00</b>	<b>4</b>	<b>22.00</b>	<b>0</b>	<b>0.000</b>	<b>4</b>	<b>14</b>	<b>18</b>	<b>61</b>	<b>5</b>	<b>7</b>	<b>1</b>	<b>1</b>	<b>0</b>	<b>0</b>	<b>5</b>	<b>5</b>

Prisoners	GVM		Powder & Crystal		Synthetic (Suspected)		Prescription Medication		Buprenorphine		Alcohol & Home Brew		Syringes & Needles		Smoking Paraphernalia		Edged Weapons		Electronic Devices		Tools		Other	
	Finds	Gms	Finds	Gms	Finds	Gms	Finds	Qty	Finds	Qty	Finds	Ltrs	Finds	Qty	Finds	Qty	Finds	Qty	Finds	Qty	Finds	Qty	Finds	Qty
Jul-18	0	0.00	0	0.00	0	0.00	10	98.00	7	13.90	4	7.950	5	5	6	8	6	11	0	0	7	16	0	0
Aug-18	0	0.00	0	0.00	0	0.00	7	35.00	5	3.65	4	2.120	11	12	12	23	8	17	0	0	5	11	2	2
Sep-18	0	0.00	0	0.00	0	0.00	15	50.00	9	2.15	1	0.400	2	2	16	18	12	15	1	1	2	3	0	0
Oct-18	0	0.00	0	0.00	0	0.00	11	242.50	10	27.05	3	9.300	8	8	6	19	13	27	1	1	4	7	2	2
Nov-18	0	0.00	1	0.05	0	0.00	15	212.50	4	7.20	2	2.000	0	0	4	5	9	11	1	1	4	9	0	0
Dec-18	0	0.00	0	0.00	0	0.00	12	77.00	8	2.25	5	9.000	1	1	8	8	9	16	1	1	3	7	2	2
Jan-19	0	0.00	0	0.00	0	0.00	22	78.50	9	11.70	6	27.000	2	2	8	8	6	9	0	0	3	4	0	0
Feb-19	0	0.00	1	0.25	0	0.00	12	50.50	6	9.00	7	8.750	0	0	6	6	3	3	0	0	1	2	0	0
Mar-19	0	0.00	1	1.00	0	0.00	8	128.50	5	9.00	3	9.300	1	1	5	20	5	10	0	0	0	0	1	1
Apr-19	0	0.00	1	0.10	0	0.00	14	39.00	9	22.00	3	4.000	3	3	5	5	7	22	0	0	3	7	3	3
May-19	0	0.00	0	0.00	0	0.00	11	45.50	4	9.55	6	7.000	3	3	7	24	5	10	0	0	1	1	0	0
Jun-19	0	0.00	0	0.00	0	0.00	13	58.50	12	8.85	4	5.000	2	2	9	15	4	4	0	0	1	1	0	0
<b>Total</b>	<b>0</b>	<b>0.00</b>	<b>4</b>	<b>1.40</b>	<b>0</b>	<b>0.00</b>	<b>150</b>	<b>1115.50</b>	<b>88</b>	<b>126.30</b>	<b>48</b>	<b>91.820</b>	<b>38</b>	<b>39</b>	<b>92</b>	<b>159</b>	<b>87</b>	<b>155</b>	<b>4</b>	<b>4</b>	<b>34</b>	<b>68</b>	<b>10</b>	<b>10</b>

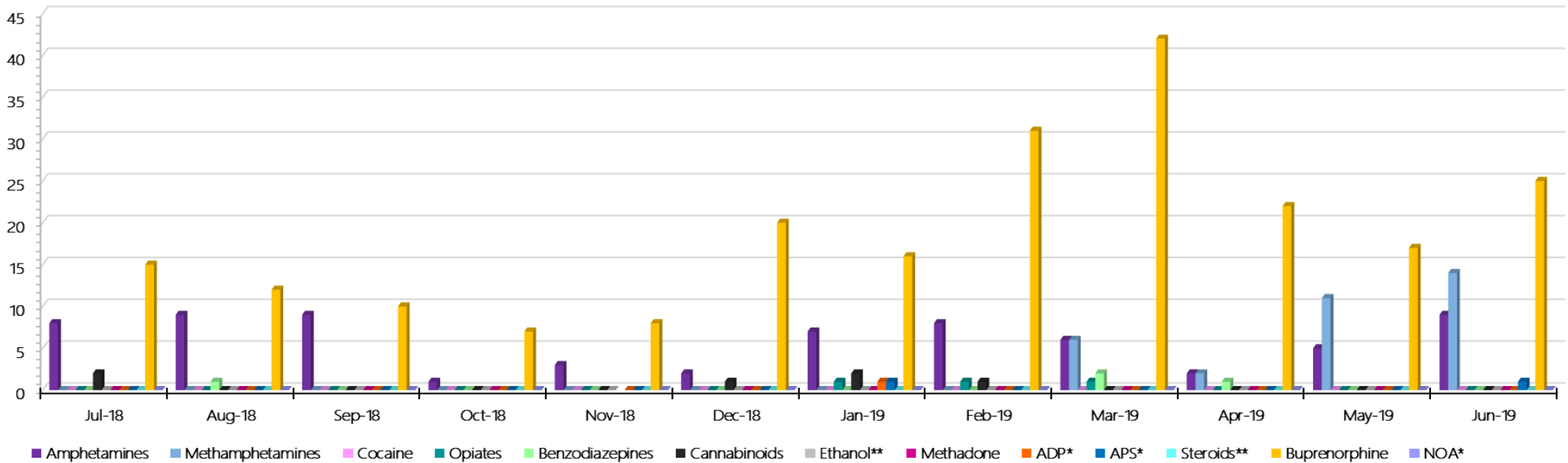
### Ravenhall Targeted and Random General Drug Test Positives & Equivalents - 2018-2019

Ravenhall Targeted and Random General Postives & Equivalents: 2018-2019 Percentage Rate



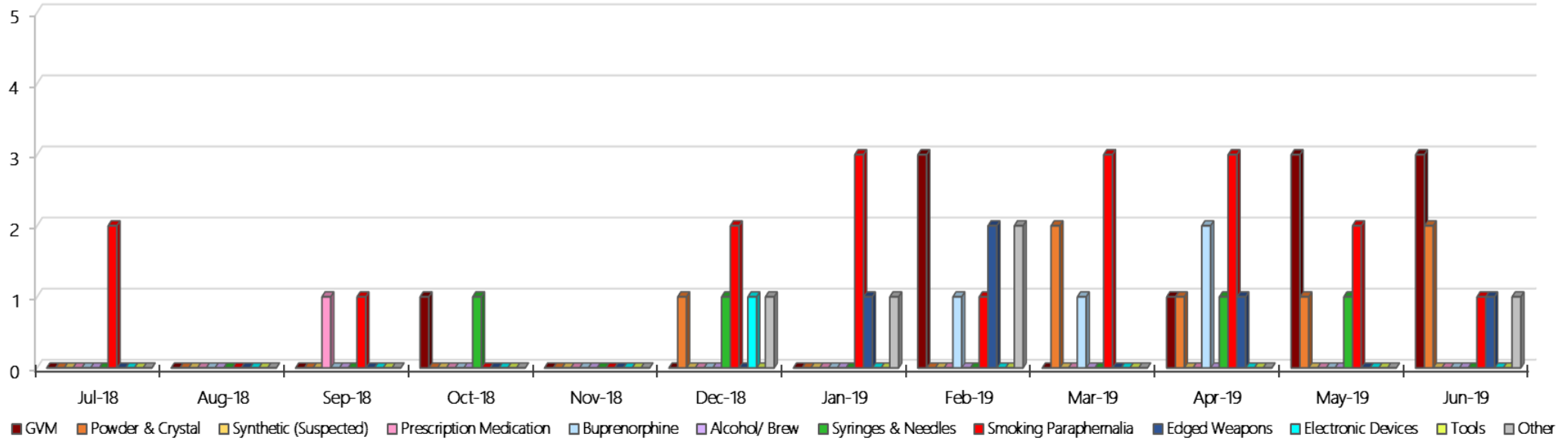
### Ravenhall Positive Test Results by Drug Type - 2018-2019

Ravenhall Positive Test Results By Drug Type: 2018-2019



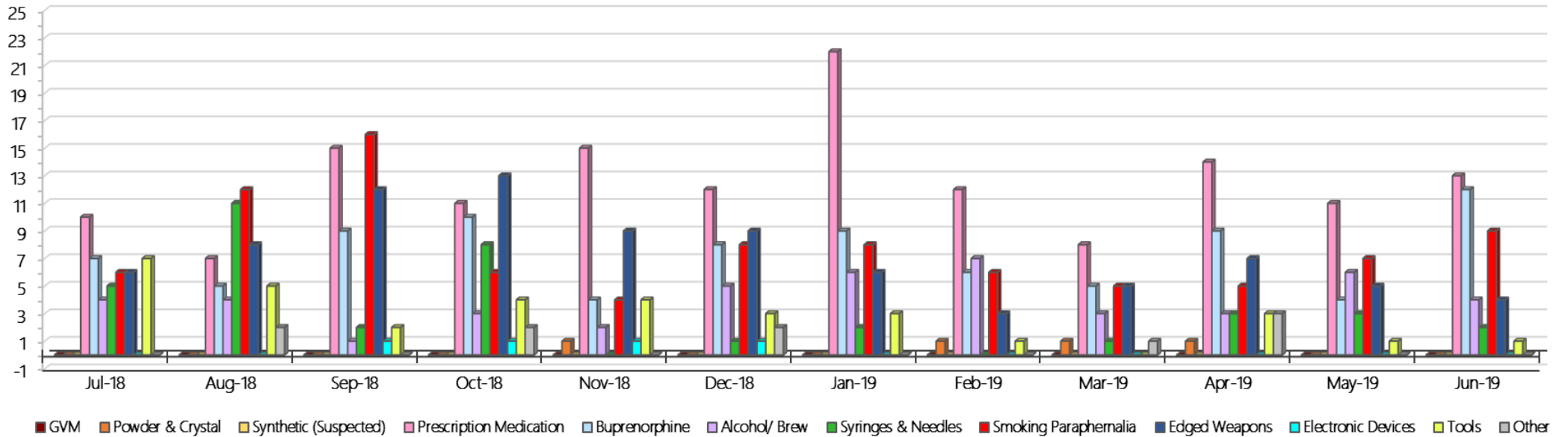
### Ravenhall Count of Visitor Seizure Finds – Monthly 2018-2019

Ravenhall Count of Visitor Seizure Finds - Monthly 2018-2019



### Ravenhall Count of Prisoner Seizure Finds – Monthly 2018-2019

Ravenhall Count of Prisoner Seizure Finds - Monthly 2018-2019



## Beechworth Correctional Centre

### Targeted and Random General Drug Test Results: 2018-2019

Beechworth	Jul-18	Aug-18	Sep-18	Oct-18	Nov-18	Dec-18	Jan-19	Feb-19	Mar-19	Apr-19	May-19	Jun-19	Average	Totals
Effective Sample - Targeted	57	50	44	66	37	36	38	34	33	55	69	27	46	546
Targeted Positives	0	0	1	1	2	0	0	0	0	1	0	0	0	5
Refusal	0	0	0	0	0	0	0	0	0	0	0	0	0	0
Unable	0	0	0	0	0	0	0	0	0	0	0	0	0	0
Interfered	0	0	0	0	0	0	0	0	0	0	0	0	0	0
Adulterated	0	0	0	0	0	0	0	1	0	0	0	0	0	1
Targeted % Tested Positive	0.00%	0.00%	2.27%	1.52%	5.41%	0.00%	0.00%	2.94%	0.00%	1.82%	0.00%	0.00%	1.10%	1.10%
Awaiting / Pending Results	0	0	0	0	0	0	0	0	0	0	0	0	0	0
Targeted Residual	0	1	0	0	0	0	0	0	0	0	0	0	0	1
Random tests collected	26	24	24	30	24	28	20	20	20	25	20	22	24	283
Tested Positive	0	0	0	0	0	0	0	0	0	0	1	0	0	1
Refusal (guilty)	0	0	0	0	0	0	0	0	0	0	0	0	0	0
Unable (not guilty)	0	0	0	0	0	0	0	0	0	0	0	0	0	0
Unable (guilty)	0	0	0	0	0	0	0	0	0	0	0	0	0	0
Interfered (guilty)	0	0	0	0	0	0	0	0	0	0	0	0	0	0
No test (valid reason)	0	0	0	0	0	0	0	0	0	0	0	0	0	0
No test (no valid reason)	0	0	0	0	0	0	0	0	0	0	0	0	0	0
Adulterated	0	0	0	0	0	0	0	0	0	0	0	0	0	0
Awaiting / Pending Results	0	0	0	0	0	0	0	0	0	0	0	0	0	0
Random Residual (PIMS URAR030)	0	0	0	0	0	0	0	0	0	0	0	0	0	0
Effective Sample - Random General	26	24	24	30	24	28	20	20	20	25	20	22	24	283
% Tested positive	0.00%	0.00%	0.00%	0.00%	0.00%	0.00%	0.00%	0.00%	0.00%	0.00%	5.00%	0.00%	0.42%	
% Prisoner guilty, positive equivalents	0.00%	0.00%	0.00%	0.00%	0.00%	0.00%	0.00%	0.00%	0.00%	0.00%	0.00%	0.00%	0.00%	
% Total prisoner fails	0.00%	0.00%	0.00%	0.00%	0.00%	0.00%	0.00%	0.00%	0.00%	0.00%	5.00%	0.00%	0.42%	
% No test without valid reason	0.00%	0.00%	0.00%	0.00%	0.00%	0.00%	0.00%	0.00%	0.00%	0.00%	0.00%	0.00%	0.00%	
Random General Benchmark 1.80%	1.80%	1.80%	1.80%	1.80%	1.80%	1.80%	1.80%	1.80%	1.80%	1.80%	1.80%	1.80%	YTD	
% Failures for SDO	0.00%	0.00%	0.00%	0.00%	0.00%	0.00%	0.00%	0.00%	0.00%	0.00%	5.00%	0.00%	0.35%	

*Beechworth - Drugs Identified Through Testing by Drug Type – Monthly & 2018-2019*

Beechworth	Amphetamines	Methamphetamines	Cocaine	Opiates	Benzodiazepines	Cannabinoids	Ethanol**	Methadone	ADP*	APS*	Steroids**	Buprenorphine	NOA*	Total
Jul-18	0	0	0	0	0	0	0	0	0	0	0	0	0	0
Aug-18	0	0	0	0	0	0	0	0	0	0	0	0	0	0
Sep-18	0	0	0	0	0	0	0	0	0	0	0	1	0	1
Oct-18	0	0	0	1	0	0	0	0	0	0	0	0	0	1
Nov-18	0	0	0	0	0	0	0	0	0	0	0	3	0	3
Dec-18	0	0	0	0	0	0	0	0	0	0	0	0	0	0
Jan-19	0	0	0	0	0	0	0	0	0	0	0	0	0	0
Feb-19	0	0	0	0	0	0	0	0	0	0	0	1	0	1
Mar-19	0	0	0	0	0	0	0	0	0	0	0	0	0	0
Apr-19	0	0	0	0	0	0	0	0	0	0	0	1	0	1
May-19	0	1	0	0	0	0	0	0	0	0	0	0	0	1
Jun-19	0	0	0	0	0	0	0	0	0	0	0	0	0	0
<b>Beechworth YTD</b>	<b>0</b>	<b>1</b>	<b>0</b>	<b>1</b>	<b>0</b>	<b>0</b>	<b>0</b>	<b>0</b>	<b>0</b>	<b>0</b>	<b>0</b>	<b>6</b>	<b>0</b>	<b>8</b>
<i>All Prisons YTD</i>	<i>355</i>	<i>124</i>	<i>1</i>	<i>67</i>	<i>65</i>	<i>36</i>	<i>5</i>	<i>47</i>	<i>41</i>	<i>25</i>	<i>0</i>	<i>1805</i>	<i>5</i>	<i>2576</i>
<i>Beechworth % of Total</i>	<i>0.00%</i>	<i>0.81%</i>	<i>0.00%</i>	<i>1.49%</i>	<i>0.00%</i>	<i>0.00%</i>	<i>0.00%</i>	<i>0.00%</i>	<i>0.00%</i>	<i>0.00%</i>	<i>0.00%</i>	<i>0.33%</i>	<i>0.00%</i>	<i>0.31%</i>

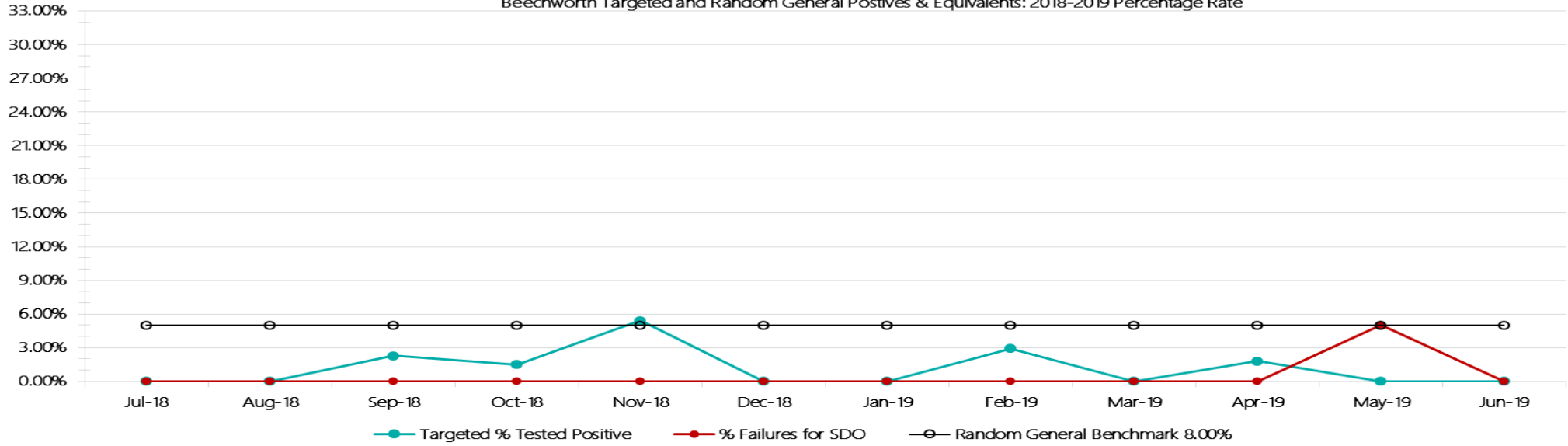
### Beechworth Seizures of Contraband: Visitors & Prisoners – Monthly & 2018-2019

Visitors	GVM		Powder & Crystal		Synthetic (Suspected)		Prescription Medication		Buprenorphine		Alcohol & Home Brew		Syringes & Needles		Smoking Paraphernalia		Edged Weapons		Electronic Devices		Tools		Other	
	Finds	Gms	Finds	Gms	Finds	Gms	Finds	Qty	Finds	Qty	Finds	Ltrs	Finds	Qty	Finds	Qty	Finds	Qty	Finds	Qty	Finds	Qty	Finds	Qty
Jul-18	0	0.00	0	0.00	0	0.00	0	0.00	0	0.00	0	0.000	0	0	0	0	0	0	0	0	0	0	0	0
Aug-18	0	0.00	0	0.00	0	0.00	0	0.00	0	0.00	0	0.000	0	0	0	0	0	0	0	0	0	0	0	0
Sep-18	0	0.00	0	0.00	0	0.00	0	0.00	0	0.00	0	0.000	0	0	0	0	0	0	0	0	0	0	0	0
Oct-18	0	0.00	0	0.00	0	0.00	0	0.00	0	0.00	0	0.000	0	0	0	0	0	0	0	0	0	0	0	0
Nov-18	0	0.00	0	0.00	0	0.00	0	0.00	0	0.00	0	0.000	0	0	0	0	0	0	0	0	0	0	0	0
Dec-18	0	0.00	0	0.00	0	0.00	0	0.00	0	0.00	0	0.000	0	0	0	0	0	0	0	0	0	0	0	0
Jan-19	0	0.00	0	0.00	0	0.00	0	0.00	0	0.00	0	0.000	0	0	0	0	0	0	0	0	0	0	0	0
Feb-19	0	0.00	0	0.00	0	0.00	0	0.00	0	0.00	0	0.000	0	0	0	0	0	0	0	0	0	0	0	0
Mar-19	0	0.00	0	0.00	0	0.00	0	0.00	0	0.00	0	0.000	0	0	1	1	0	0	0	0	0	0	0	0
Apr-19	0	0.00	0	0.00	0	0.00	0	0.00	0	0.00	0	0.000	0	0	0	0	0	0	0	0	0	0	0	0
May-19	0	0.00	0	0.00	0	0.00	0	0.00	0	0.00	0	0.000	0	0	0	0	0	0	0	0	0	0	0	0
Jun-19	0	0.00	0	0.00	0	0.00	0	0.00	0	0.00	0	0.000	0	0	0	0	0	0	0	0	0	0	0	0
<b>Total</b>	<b>0</b>	<b>0.00</b>	<b>0</b>	<b>0.00</b>	<b>0</b>	<b>0.00</b>	<b>0</b>	<b>0.00</b>	<b>0</b>	<b>0.00</b>	<b>0</b>	<b>0.000</b>	<b>0</b>	<b>0</b>	<b>1</b>	<b>1</b>	<b>0</b>	<b>0</b>	<b>0</b>	<b>0</b>	<b>0</b>	<b>0</b>	<b>0</b>	<b>0</b>

Prisoners	GVM		Powder & Crystal		Synthetic (Suspected)		Prescription Medication		Buprenorphine		Alcohol & Home Brew		Syringes & Needles		Smoking Paraphernalia		Edged Weapons		Electronic Devices		Tools		Other	
	Finds	Gms	Finds	Gms	Finds	Gms	Finds	Qty	Finds	Qty	Finds	Ltrs	Finds	Qty	Finds	Qty	Finds	Qty	Finds	Qty	Finds	Qty	Finds	Qty
Jul-18	0	0.00	0	0.00	0	0.00	0	0.00	0	0.00	1	0.700	0	0	0	0	1	2	3	6	0	0	0	0
Aug-18	0	0.00	0	0.00	0	0.00	1	1.00	0	0.00	0	0.000	0	0	0	0	0	0	0	0	0	0	0	0
Sep-18	0	0.00	0	0.00	0	0.00	1	2.00	0	0.00	0	0.000	0	0	2	3	0	0	2	2	0	0	0	0
Oct-18	0	0.00	0	0.00	0	0.00	1	2.00	0	0.00	0	0.000	0	0	6	25	0	0	1	1	2	2	1	1
Nov-18	0	0.00	1	3.18	0	0.00	0	0.00	1	19.00	0	0.000	0	0	4	51	0	0	0	0	2	6	0	0
Dec-18	0	0.00	0	0.00	0	0.00	0	0.00	0	0.00	0	0.000	0	0	3	7	0	0	0	0	1	1	0	0
Jan-19	0	0.00	0	0.00	0	0.00	1	1.00	0	0.00	0	0.000	0	0	1	2	0	0	0	0	1	1	0	0
Feb-19	0	0.00	0	0.00	0	0.00	0	0.00	0	0.00	0	0.000	0	0	0	0	0	0	0	0	0	0	0	0
Mar-19	0	0.00	0	0.00	0	0.00	0	0.00	0	0.00	0	0.000	0	0	0	0	0	0	0	0	0	0	1	1
Apr-19	0	0.00	0	0.00	0	0.00	0	0.00	0	0.00	0	0.000	0	0	1	5	0	0	0	0	1	1	0	0
May-19	0	0.00	0	0.00	0	0.00	0	0.00	0	0.00	0	0.000	0	0	0	0	0	0	0	0	0	0	0	0
Jun-19	0	0.00	0	0.00	0	0.00	0	0.00	0	0.00	0	0.000	0	0	0	0	0	0	0	0	0	0	0	0
<b>Total</b>	<b>0</b>	<b>0.00</b>	<b>1</b>	<b>3.18</b>	<b>0</b>	<b>0.00</b>	<b>4</b>	<b>6.00</b>	<b>1</b>	<b>19</b>	<b>1</b>	<b>0.700</b>	<b>0</b>	<b>0</b>	<b>17</b>	<b>93</b>	<b>1</b>	<b>2</b>	<b>6</b>	<b>9</b>	<b>7</b>	<b>11</b>	<b>2</b>	<b>2</b>

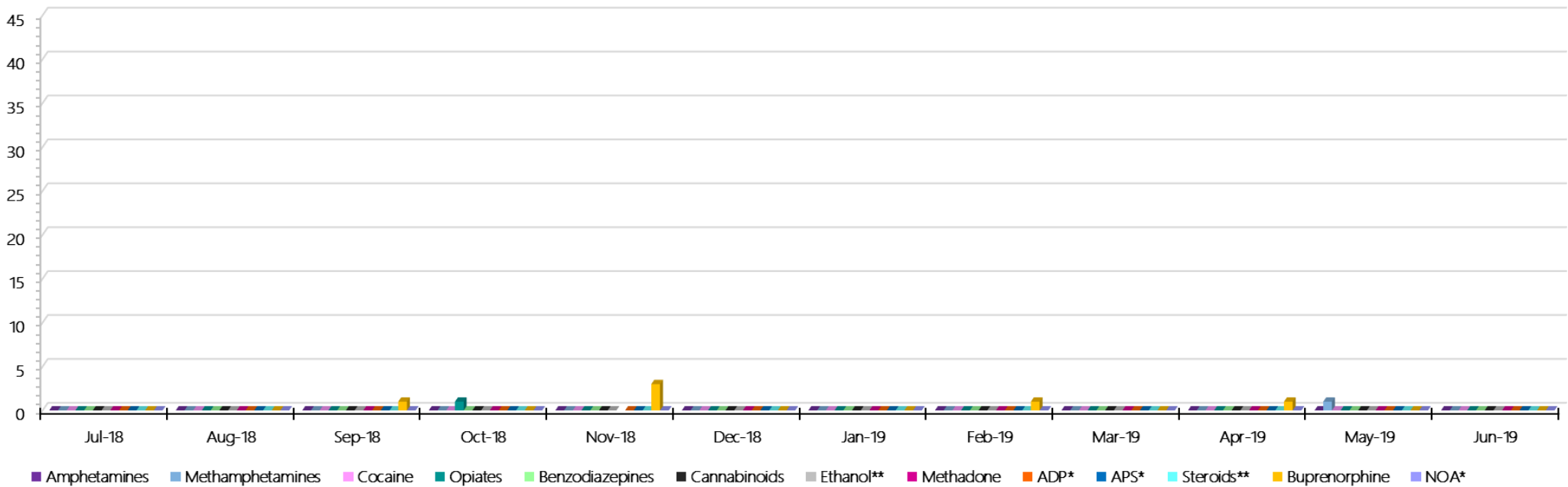
### Beechworth Targeted and Random General Drug Test Positives & Equivalentents - 2018-2019

Beechworth Targeted and Random General Postives & Equivalentents: 2018-2019 Percentage Rate



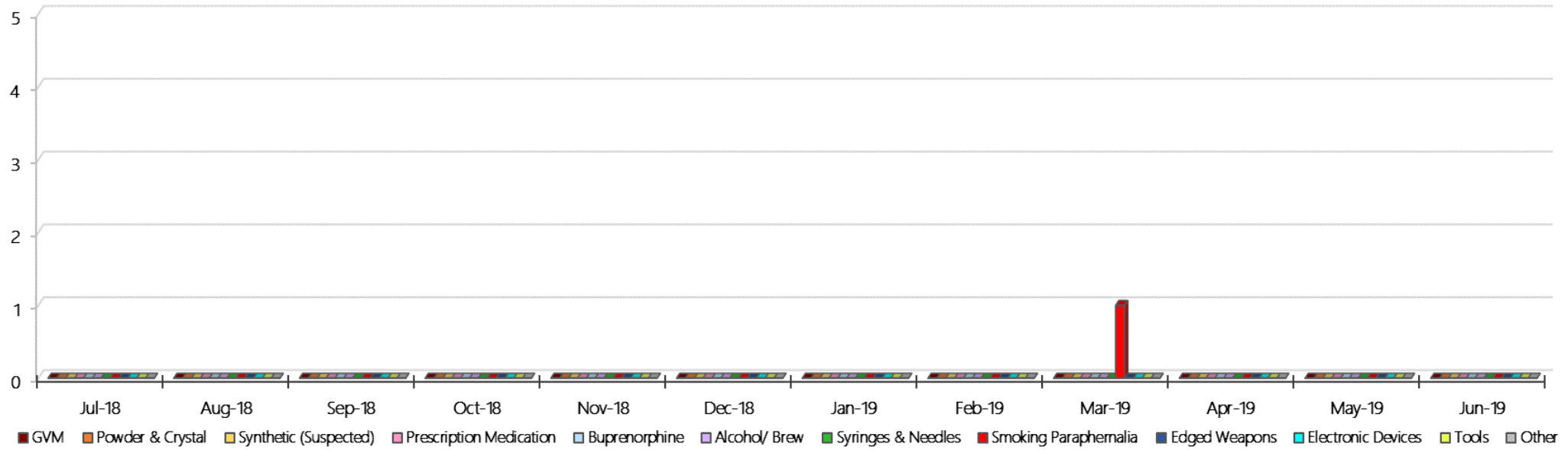
### Beechworth Positive Test Results by Drug Type - 2018-2019

Beechworth Positive Test Results By Drug Type: 2018-2019



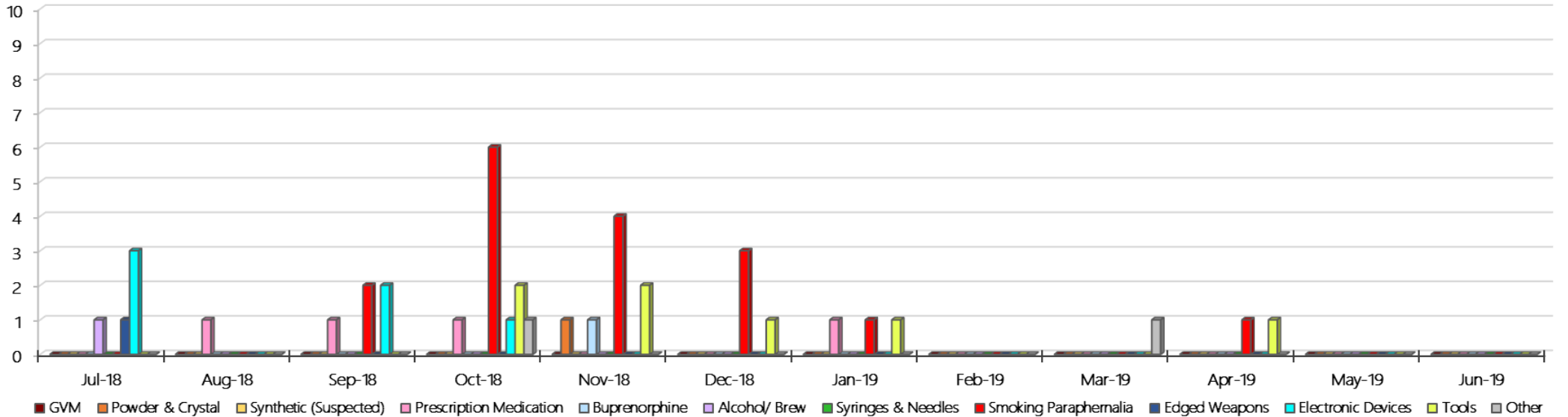
### Beechworth Count of Visitor Seizure Finds – Monthly 2018-2019

Beechworth Count of Visitor Seizure Finds - Monthly 2018-2019



### Beechworth Count of Prisoner Seizure Finds – Monthly 2018-2019

Beechworth Count of Prisoner Seizure Finds - Monthly 2018-2019





## Dhurringile Prison

### Targeted and Random General Drug Test Results: 2018-2019

Dhurringile	Jul-18	Aug-18	Sep-18	Oct-18	Nov-18	Dec-18	Jan-19	Feb-19	Mar-19	Apr-19	May-19	Jun-19	Average	Totals
Effective Sample - Targeted	108	65	74	108	89	82	117	124	100	112	112	63	96	1154
Targeted Positives	1	2	0	3	6	1	3	8	2	0	2	0	2	28
Refusal	0	0	0	0	0	0	0	0	0	0	0	0	0	0
Unable	0	0	0	0	1	0	0	0	0	0	0	0	0	1
Interfered	0	0	0	0	0	0	0	0	0	0	0	0	0	0
Adulterated	0	0	0	0	0	0	0	0	0	0	0	0	0	0
Targeted % Tested Positive	0.93%	3.08%	0.00%	2.78%	7.87%	1.22%	2.56%	6.45%	2.00%	0.00%	1.79%	0.00%	2.51%	2.51%
Awaiting / Pending Results	0	0	0	0	0	0	0	0	0	0	0	1	0	1
Targeted Residual	0	0	0	0	0	0	0	3	1	0	0	0	0	4
Random tests collected	39	35	34	39	32	39	32	29	31	35	26	26	33	397
Tested Positive	0	0	0	0	0	0	0	0	0	1	0	1	0	2
Refusal (guilty)	0	0	0	0	0	0	0	0	0	0	0	0	0	0
Unable (not guilty)	0	0	0	0	0	0	0	0	0	0	0	0	0	0
Unable (guilty)	0	0	0	1	0	0	0	0	0	0	0	0	0	1
Interfered (guilty)	0	0	0	0	0	0	0	0	0	0	0	0	0	0
No test (valid reason)	0	0	0	1	0	1	0	0	0	0	0	0	0	2
No test (no valid reason)	0	0	0	0	0	0	0	0	0	0	0	0	0	0
Adulterated	0	0	0	0	0	0	0	0	0	0	0	0	0	0
Awaiting / Pending Results	0	0	0	0	0	0	0	0	0	0	0	0	0	0
Random Residual (PIMS URAR030)	0	0	0	0	0	1	0	0	0	0	0	0		1
Effective Sample - Random General	39	35	34	40	32	39	32	29	31	35	26	26	33	398
% Tested positive	0.00%	0.00%	0.00%	0.00%	0.00%	0.00%	0.00%	0.00%	0.00%	2.86%	0.00%	3.85%	0.56%	
% Prisoner guilty, positive equivalent	0.00%	0.00%	0.00%	2.50%	0.00%	0.00%	0.00%	0.00%	0.00%	0.00%	0.00%	0.00%	0.21%	
% Total prisoner fails	0.00%	0.00%	0.00%	2.50%	0.00%	0.00%	0.00%	0.00%	0.00%	2.86%	0.00%	3.85%	0.77%	
% No test without valid reason	0.00%	0.00%	0.00%	0.00%	0.00%	0.00%	0.00%	0.00%	0.00%	0.00%	0.00%	0.00%	0.00%	
Random General Benchmark 3.50%	3.50%	3.50%	3.50%	3.50%	3.50%	3.50%	3.50%	3.50%	3.50%	3.50%	3.50%	3.50%	YTD	
% Failures for SDO	0.00%	0.00%	0.00%	2.50%	0.00%	0.00%	0.00%	0.00%	0.00%	2.86%	0.00%	3.85%	0.75%	

### Dhurringile - Drugs Identified Through Testing by Drug Type – Monthly & 2018-2019

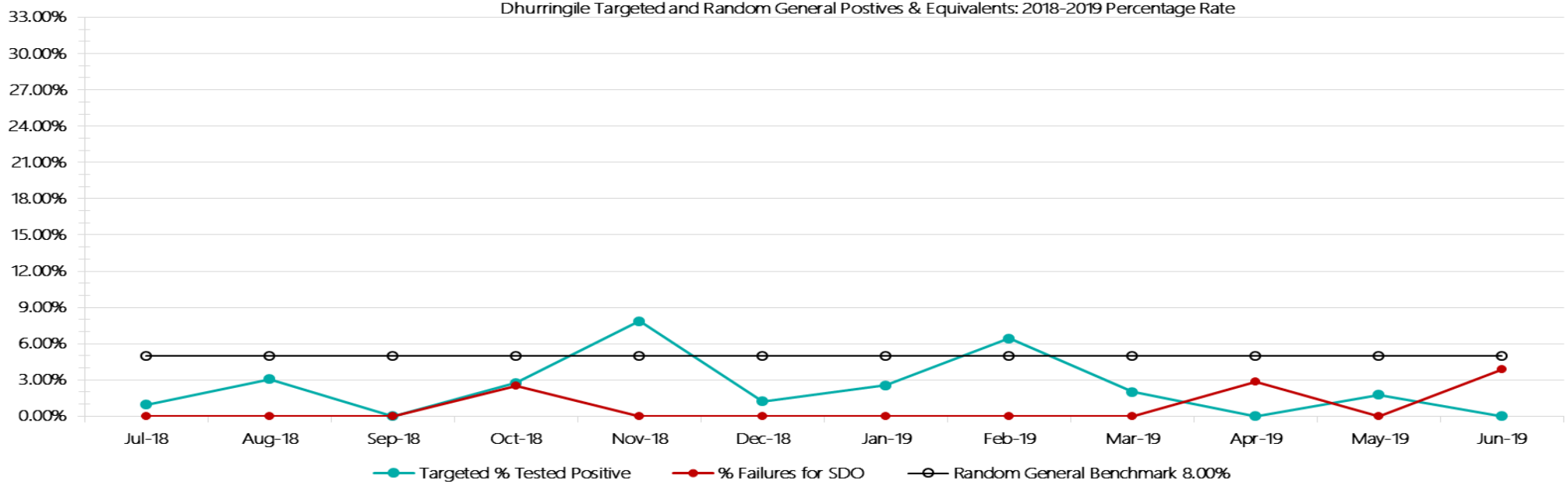
Dhurringile	Amphetamines	Methamphetamines	Cocaine	Opiates	Benzodiazepines	Cannabinoids	Ethanol**	Methadone	ADP*	APS*	Steroids**	Buprenorphine	NOA*	Total
Jul-18	1	0	0	0	0	0	0	0	0	0	0	1	0	2
Aug-18	0	0	0	0	0	1	0	0	0	0	0	1	0	2
Sep-18	0	0	0	0	0	0	0	0	0	0	0	0	0	0
Oct-18	0	0	0	0	0	3	0	0	0	0	0	0	0	3
Nov-18	0	0	0	0	0	0	0	0	0	0	0	7	0	7
Dec-18	0	0	0	0	1	0	0	0	0	0	0	0	0	1
Jan-19	0	0	0	0	0	0	0	0	0	0	0	4	0	4
Feb-19	5	5	0	0	1	1	0	0	0	0	0	1	0	13
Mar-19	1	1	0	0	0	0	0	0	0	0	0	2	0	4
Apr-19	0	0	0	0	0	0	0	0	0	0	0	1	0	1
May-19	0	0	0	0	0	0	0	0	0	0	0	2	0	2
Jun-19	0	0	0	0	0	0	0	0	0	0	0	1	0	1
<b>Dhurringile YTD</b>	<b>7</b>	<b>6</b>	<b>0</b>	<b>0</b>	<b>2</b>	<b>5</b>	<b>0</b>	<b>0</b>	<b>0</b>	<b>0</b>	<b>0</b>	<b>20</b>	<b>0</b>	<b>40</b>
<i>All Prisons YTD</i>	<i>355</i>	<i>124</i>	<i>1</i>	<i>67</i>	<i>65</i>	<i>36</i>	<i>5</i>	<i>47</i>	<i>41</i>	<i>25</i>	<i>0</i>	<i>1805</i>	<i>5</i>	<i>2576</i>
<i>Dhurringile % of Total</i>	<i>1.97%</i>	<i>4.84%</i>	<i>0.00%</i>	<i>0.00%</i>	<i>3.08%</i>	<i>13.89%</i>	<i>0.00%</i>	<i>0.00%</i>	<i>0.00%</i>	<i>0.00%</i>	<i>0.00%</i>	<i>1.11%</i>	<i>0.00%</i>	<i>1.55%</i>

### Dhurringile Seizures of Contraband: Visitors & Prisoners – Monthly & 2018-2019

Visitors	GVM		Powder & Crystal		Synthetic (Suspected)		Prescription Medication		Buprenorphine		Alcohol & Home Brew		Syringes & Needles		Smoking Paraphernalia		Edged Weapons		Electronic Devices		Tools		Other		
	D'gile	Finds	Gms	Finds	Gms	Finds	Gms	Finds	Qty	Finds	Qty	Finds	Ltrs	Finds	Qty	Finds	Qty	Finds	Qty	Finds	Qty	Finds	Qty	Finds	Qty
Jul-18	0	0.00	0	0.00	0	0.00	0	0.00	0	0.00	0	0.000	0	0	0	0	0	0	0	0	0	0	0	0	0
Aug-18	0	0.00	0	0.00	0	0.00	0	0.00	0	0.00	0	0.000	1	2	0	0	0	0	0	0	0	0	0	0	0
Sep-18	0	0.00	0	0.00	0	0.00	0	0.00	0	0.00	0	0.000	0	0	0	0	0	0	0	0	0	0	0	0	0
Oct-18	0	0.00	0	0.00	0	0.00	0	0.00	0	0.00	0	0.000	0	0	0	0	0	0	0	0	0	0	0	0	0
Nov-18	0	0.00	0	0.00	0	0.00	0	0.00	0	0.00	0	0.000	0	0	0	0	0	0	0	0	0	0	0	0	0
Dec-18	0	0.00	0	0.00	0	0.00	0	0.00	0	0.00	0	0.000	0	0	1	1	0	0	0	0	0	0	0	0	0
Jan-19	1	1.00	2	2.60	1	8.70	0	0.00	0	0.00	1	0.700	1	2	4	7	1	1	0	0	0	0	2	5	
Feb-19	0	0.00	0	0.00	0	0.00	0	0.00	0	0.00	0	0.000	0	0	0	0	0	0	0	0	0	0	0	0	0
Mar-19	0	0.00	0	0.00	0	0.00	0	0.00	0	0.00	0	0.000	0	0	0	0	0	0	0	0	0	0	0	0	0
Apr-19	0	0.00	0	0.00	0	0.00	0	0.00	0	0.00	0	0.000	0	0	0	0	0	0	0	0	0	0	0	0	0
May-19	0	0.00	0	0.00	0	0.00	0	0.00	0	0.00	0	0.000	0	0	0	0	0	0	0	0	0	0	0	0	0
Jun-19	0	0.00	0	0.00	0	0.00	0	0.00	1	0.10	0	0.000	0	0	0	0	0	0	0	0	0	0	0	0	0
<b>Total</b>	<b>1</b>	<b>1.00</b>	<b>2</b>	<b>2.60</b>	<b>1</b>	<b>8.70</b>	<b>0</b>	<b>0.00</b>	<b>1</b>	<b>0.10</b>	<b>1</b>	<b>0.700</b>	<b>2</b>	<b>4</b>	<b>5</b>	<b>8</b>	<b>1</b>	<b>1</b>	<b>0</b>	<b>0</b>	<b>0</b>	<b>0</b>	<b>2</b>	<b>5</b>	

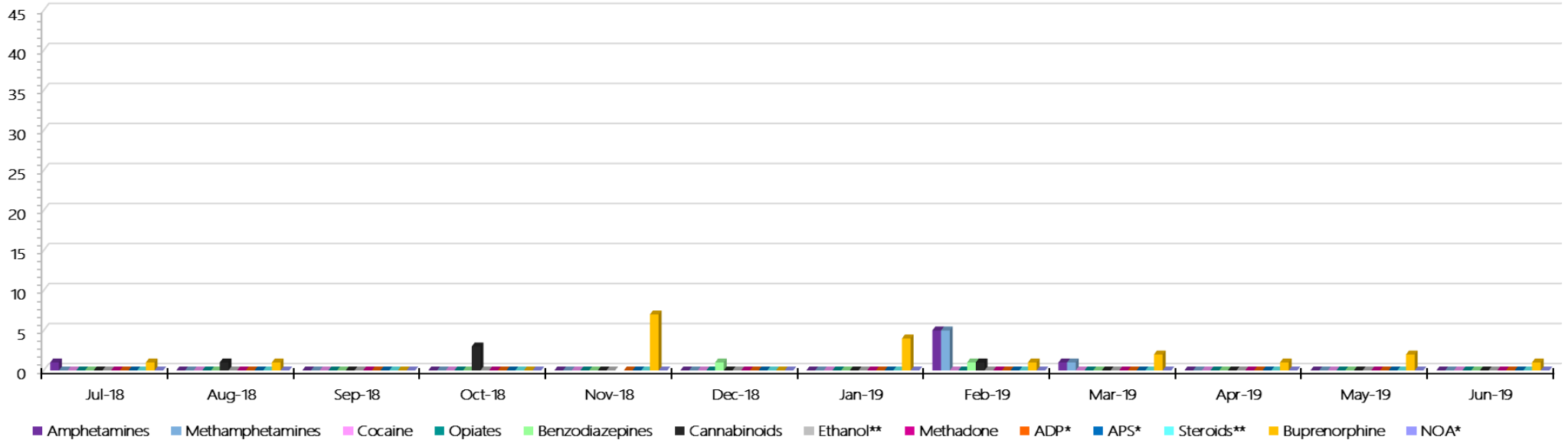
Prisoners	GVM		Powder & Crystal		Synthetic (Suspected)		Prescription Medication		Buprenorphine		Alcohol & Home Brew		Syringes & Needles		Smoking Paraphernalia		Edged Weapons		Electronic Devices		Tools		Other		
	D'gile	Finds	Gms	Finds	Gms	Finds	Gms	Finds	Qty	Finds	Qty	Finds	Ltrs	Finds	Qty	Finds	Qty	Finds	Qty	Finds	Qty	Finds	Qty	Finds	Qty
Jul-18	3	1.10	0	0.00	0	0.00	1	1.50	0	0.00	0	0.000	0	0	10	12	0	0	1	1	0	0	0	0	0
Aug-18	0	0.00	1	0.20	0	0.00	2	5.00	0	0.00	0	0.000	0	0	10	18	3	7	4	5	5	7	1	1	1
Sep-18	1	0.60	0	0.00	0	0.00	0	0.00	0	0.00	0	0.000	0	0	4	4	0	0	1	2	0	0	0	0	0
Oct-18	0	0.00	0	0.00	0	0.00	1	1.00	1	4.00	0	0.000	1	1	12	59	0	0	0	0	3	8	4	5	5
Nov-18	1	2.40	0	0.00	0	0.00	1	1.00	0	0.00	0	0.000	0	0	5	11	0	0	0	0	1	4	2	2	2
Dec-18	0	0.00	0	0.00	0	0.00	0	0.00	0	0.00	0	0.000	0	0	8	28	0	0	1	1	2	2	0	0	0
Jan-19	3	67.90	0	0.00	0	0.00	0	0.00	0	0.00	0	0.000	0	0	2	2	0	0	1	2	0	0	2	2	2
Feb-19	0	0.00	1	0.40	0	0.00	0	0.00	1	0.50	0	0.000	0	0	7	63	0	0	0	0	5	5	5	5	5
Mar-19	0	0.00	0	0.00	0	0.00	0	0.00	1	0.20	0	0.000	1	1	9	11	2	2	1	1	1	2	1	1	1
Apr-19	1	30.00	0	0.00	0	0.00	0	0.00	0	0.00	0	0.000	0	0	7	11	0	0	0	0	1	1	1	7	7
May-19	3	12.50	1	0.40	0	0.00	1	1.00	0	0.00	0	0.000	0	0	5	10	0	0	0	0	3	11	0	0	0
Jun-19	0	0.00	0	0.00	0	0.00	0	0.00	1	0.10	0	0.000	0	0	4	5	0	0	0	0	0	0	0	0	0
<b>Total</b>	<b>12</b>	<b>114.50</b>	<b>3</b>	<b>1.00</b>	<b>0</b>	<b>0.00</b>	<b>6</b>	<b>9.50</b>	<b>4</b>	<b>4.80</b>	<b>0</b>	<b>0.000</b>	<b>2</b>	<b>2</b>	<b>83</b>	<b>234</b>	<b>5</b>	<b>9</b>	<b>9</b>	<b>12</b>	<b>21</b>	<b>40</b>	<b>16</b>	<b>23</b>	

### Dhurringile Targeted and Random General Drug Test Positives & Equivalents - 2018-2019



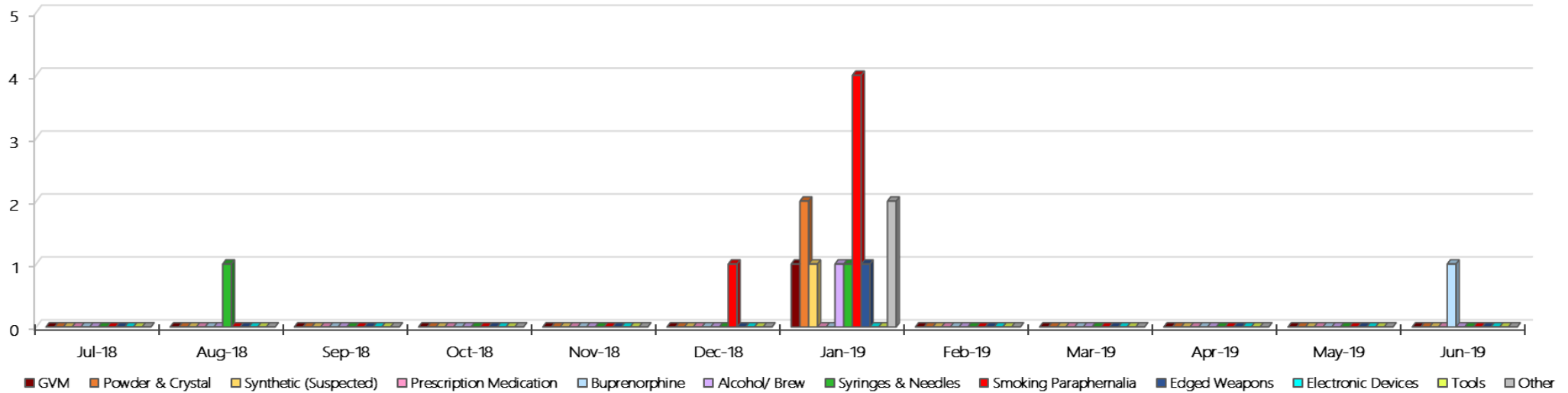
### Dhurringile Positive Test Results by Drug Type - 2018-2019

Dhurringile Positive Test Results By Drug Type: 2018-2019



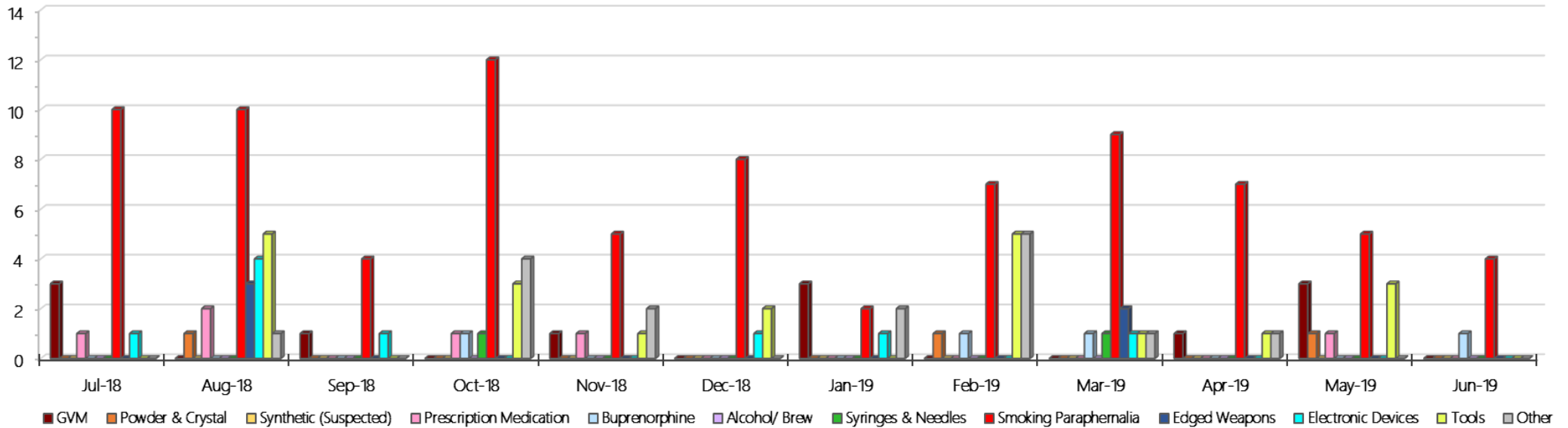
### Dhurringile Count of Visitor Seizure Finds – Monthly 2018-2019

Dhurringile Count of Visitor Seizure Finds - Monthly 2018-2019



### Dhurringile Count of Prisoner Seizure Finds – Monthly 2018-2019

Dhurringile Count of Prisoner Seizure Finds - Monthly 2018-2019



## Langi Kal Kal Prison

### Targeted and Random General Drug Test Results: 2018-2019

Langi Kal Kal	Jul-18	Aug-18	Sep-18	Oct-18	Nov-18	Dec-18	Jan-19	Feb-19	Mar-19	Apr-19	May-19	Jun-19	Average	Totals
Effective Sample - Targeted	16	23	30	27	40	41	23	34	55	40	21	17	31	367
Targeted Positives	0	0	0	0	0	1	0	0	0	0	0	1	0	2
Refusal	0	0	0	0	0	0	0	0	0	0	0	0	0	0
Unable	0	1	0	0	0	0	0	0	0	0	0	0	0	1
Interfered	0	0	0	0	0	0	0	0	0	0	0	0	0	0
Adulterated	0	0	0	0	0	0	0	0	0	0	0	0	0	0
Targeted % Tested Positive	0.00%	4.35%	0.00%	0.00%	0.00%	2.44%	0.00%	0.00%	0.00%	0.00%	0.00%	5.88%	0.82%	0.82%
Awaiting / Pending Results	0	0	0	0	0	0	0	0	0	0	0	0	0	0
Targeted Residual	0	0	0	0	0	0	0	0	0	0	0	0	0	0
Random tests collected	40	32	34	46	39	50	40	42	46	58	48	46	43	521
Tested Positive	0	0	0	0	0	0	0	0	0	0	0	0	0	0
Refusal (guilty)	0	0	0	0	0	0	0	0	0	0	0	0	0	0
Unable (not guilty)	0	0	0	0	0	0	0	0	0	0	0	0	0	0
Unable (guilty)	0	0	0	0	0	0	0	0	0	0	0	0	0	0
Interfered (guilty)	0	0	0	0	0	0	0	0	0	0	0	0	0	0
No test (valid reason)	0	0	0	0	0	0	0	1	0	2	0	0	0	3
No test (no valid reason)	0	0	0	0	0	0	0	0	0	0	0	0	0	0
Adulterated	0	0	0	0	0	0	0	0	0	0	0	0	0	0
Awaiting / Pending Results	0	0	0	0	0	0	0	0	0	0	0	0	0	0
Random Residual (PIMS URAR030)	0	0	0	0	0	0	0	0	0	0	0	0	0	0
Effective Sample - Random General	40	32	34	46	39	50	40	42	46	58	48	46	43	521
% Tested positive	0.00%	0.00%	0.00%	0.00%	0.00%	0.00%	0.00%	0.00%	0.00%	0.00%	0.00%	0.00%	0.00%	
% Prisoner guilty, positive equivalent	0.00%	0.00%	0.00%	0.00%	0.00%	0.00%	0.00%	0.00%	0.00%	0.00%	0.00%	0.00%	0.00%	
% Total prisoner fails	0.00%	0.00%	0.00%	0.00%	0.00%	0.00%	0.00%	0.00%	0.00%	0.00%	0.00%	0.00%	0.00%	
% No test without valid reason	0.00%	0.00%	0.00%	0.00%	0.00%	0.00%	0.00%	0.00%	0.00%	0.00%	0.00%	0.00%	0.00%	
Random General Benchmark 1.50%	1.50%	1.50%	1.50%	1.50%	1.50%	1.50%	1.50%	1.50%	1.50%	1.50%	1.50%	1.50%	YTD	
% Failures for SDO	0.00%	0.00%	0.00%	0.00%	0.00%	0.00%	0.00%	0.00%	0.00%	0.00%	0.00%	0.00%	0.00%	

## Langi Kal Kal - Drugs Identified Through Testing by Drug Type – Monthly &amp; 2018-2019

Langi Kal Kal	Amphetamines	Methamphetamines	Cocaine	Opiates	Benzodiazepines	Cannabinoids	Ethanol**	Methadone	ADP*	APS*	Steroids**	Buprenorphine	NOA*	Total
Jul-18	0	0	0	0	0	0	0	0	0	0	0	0	0	0
Aug-18	0	0	0	0	0	0	0	0	0	0	0	0	0	0
Sep-18	0	0	0	0	0	0	0	0	0	0	0	0	0	0
Oct-18	0	0	0	0	0	0	0	0	0	0	0	0	0	0
Nov-18	0	0	0	0	0	0	0	0	0	0	0	0	0	0
Dec-18	0	0	0	0	1	0	0	0	0	0	0	0	0	1
Jan-19	0	0	0	0	0	0	0	0	0	0	0	0	0	0
Feb-19	0	0	0	0	0	0	0	0	0	0	0	0	0	0
Mar-19	0	0	0	0	0	0	0	0	0	0	0	0	0	0
Apr-19	0	0	0	0	0	0	0	0	0	0	0	0	0	0
May-19	0	0	0	0	0	0	0	0	0	0	0	0	0	0
Jun-19	1	1	0	0	0	0	0	0	0	0	0	0	0	2
Langi Kal Kal YTD	1	1	0	0	1	0	0	0	0	0	0	0	0	3
All Prisons YTD	355	124	1	67	65	36	5	47	41	25	0	1805	5	2576
Langi Kal Kal % of Total	0.28%	0.81%	0.00%	0.00%	1.54%	0.00%	0.00%	0.00%	0.00%	0.00%	0.00%	0.00%	0.00%	0.12%

### Langi Kal Kal Seizures of Contraband: Visitors & Prisoners – Monthly & 2018-2019

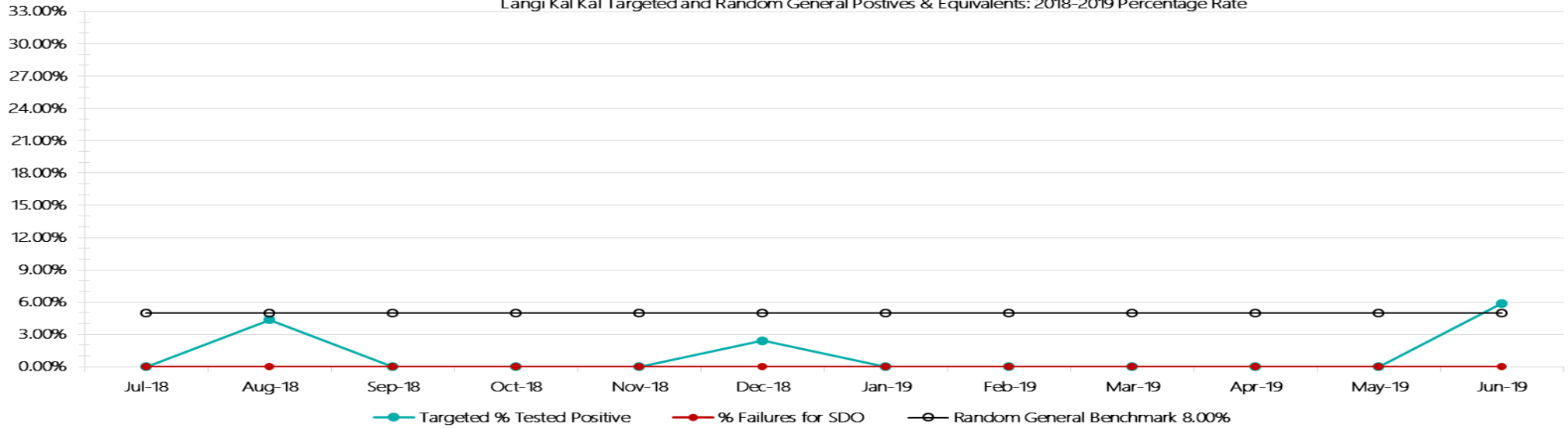
Visitors	GVM		Powder & Crystal		Synthetic (Suspected)		Prescription Medication		Buprenorphine		Alcohol & Home Brew		Syringes & Needles		Smoking Paraphernalia		Edged Weapons		Electronic Devices		Tools		Other		
	LKK	Finds	Gms	Finds	Gms	Finds	Gms	Finds	Qty	Finds	Qty	Finds	Ltrs	Finds	Qty	Finds	Qty	Finds	Qty	Finds	Qty	Finds	Qty	Finds	Qty
Jul-18	0	0	0.00	0	0.00	0	0.00	0	0.00	0	0.00	0	0.000	0	0	0	0	0	0	0	0	0	0	0	0
Aug-18	0	0	0.00	0	0.00	0	0.00	0	0.00	0	0.00	0	0.000	0	0	0	0	0	0	0	0	0	0	0	0
Sep-18	0	0	0.00	0	0.00	0	0.00	0	0.00	0	0.00	0	0.000	0	0	0	0	0	0	0	0	0	0	0	0
Oct-18	0	0	0.00	0	0.00	0	0.00	0	0.00	0	0.00	0	0.000	0	0	0	0	0	0	0	0	0	0	0	0
Nov-18	0	0	0.00	0	0.00	0	0.00	0	0.00	0	0.00	0	0.000	0	0	0	0	0	0	0	0	0	0	0	0
Dec-18	0	0	0.00	0	0.00	0	0.00	0	0.00	0	0.00	0	0.000	0	0	0	0	0	0	0	0	0	0	0	0
Jan-19	0	0	0.00	0	0.00	0	0.00	0	0.00	0	0.00	0	0.000	0	0	0	0	0	0	0	0	0	0	0	0
Feb-19	0	0	0.00	0	0.00	0	0.00	0	0.00	0	0.00	0	0.000	0	0	0	0	0	0	0	0	0	0	0	0
Mar-19	0	0	0.00	0	0.00	0	0.00	0	0.00	0	0.00	0	0.000	0	0	0	0	0	0	0	0	0	0	0	0
Apr-19	0	0	0.00	0	0.00	0	0.00	0	0.00	0	0.00	0	0.000	0	0	0	0	0	0	0	0	0	0	0	0
May-19	0	0	0.00	0	0.00	0	0.00	0	0.00	0	0.00	0	0.000	0	0	0	0	0	0	0	0	0	0	0	0
Jun-19	0	0	0.00	0	0.00	0	0.00	0	0.00	0	0.00	0	0.000	0	0	0	0	0	0	0	0	0	0	0	0
Total	0	0	0.00	0	0.00	0	0.00	0	0.00	0	0.00	0	0.000	0	0	0	0	0	0	0	0	0	0	0	0

Prisoners	GVM		Powder & Crystal		Synthetic (Suspected)		Prescription Medication		Buprenorphine		Alcohol & Home Brew		Syringes & Needles		Smoking Paraphernalia		Edged Weapons		Electronic Devices		Tools		Other		
	LKK	Finds	Gms	Finds	Gms	Finds	Gms	Finds	Qty	Finds	Qty	Finds	Ltrs	Finds	Qty	Finds	Qty	Finds	Qty	Finds	Qty	Finds	Qty	Finds	Qty
Jul-18	0	0	0.00	0	0.00	0	0.00	0	0.00	0	0.00	0	0.000	0	0	0	0	0	0	0	0	0	0	0	0
Aug-18	0	0	0.00	0	0.00	0	0.00	0	0.00	0	0.00	0	0.000	0	0	0	0	0	0	0	0	1	1	0	0
Sep-18	0	0	0.00	0	0.00	0	0.00	0	0.00	0	0.00	0	0.000	1	1	0	0	1	1	0	0	0	0	0	0
Oct-18	0	0	0.00	0	0.00	0	0.00	0	0.00	0	0.00	0	0.000	0	0	1	7	0	0	0	0	1	1	0	0
Nov-18	0	0	0.00	0	0.00	0	0.00	0	0.00	0	0.00	0	0.000	0	0	0	0	1	1	0	0	0	0	1	2
Dec-18	0	0	0.00	0	0.00	0	0.00	1	4.00	1	0.50	0	0.000	2	4	0	0	0	0	0	0	1	1	0	0
Jan-19	0	0	0.00	0	0.00	0	0.00	0	0.00	0	0.00	0	0.000	0	0	0	0	0	0	0	0	0	0	2	2
Feb-19	0	0	0.00	0	0.00	0	0.00	1	20.00	0	0.00	0	0.000	0	0	0	0	0	0	0	0	0	1	1	
Mar-19	0	0	0.00	0	0.00	0	0.00	0	0.00	0	0.00	0	0.000	0	0	0	0	1	1	0	0	0	0	3	4
Apr-19	0	0	0.00	0	0.00	0	0.00	0	0.00	0	0.00	0	0.000	0	0	0	0	0	0	0	0	1	1	1	1
May-19	0	0	0.00	0	0.00	0	0.00	1	1.00	0	0.00	0	0.000	0	0	2	7	1	1	0	0	1	1	0	0
Jun-19	0	0	0.00	0	0.00	0	0.00	0	0.00	0	0.00	0	0.000	0	0	0	0	0	0	0	0	0	0	3	4
Total	0	0	0.00	0	0.00	0	0.00	3	25.00	1	0.50	0	0.000	3	5	3	14	4	4	0	0	5	5	11	14



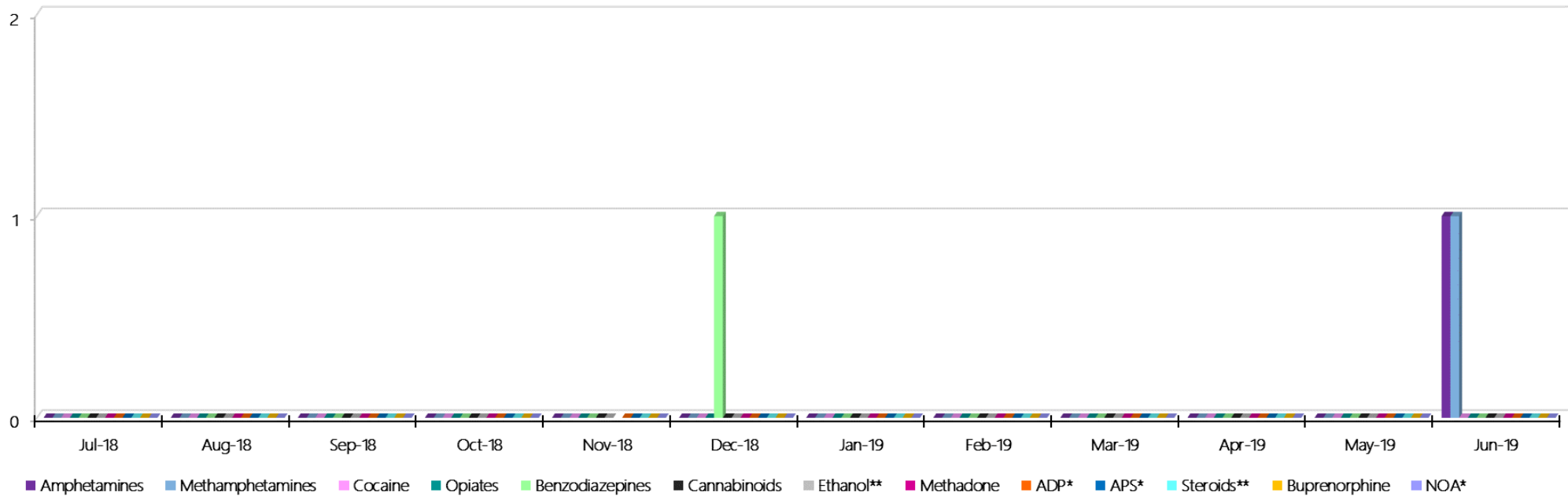
### Langi Kal Kal Targeted and Random General Drug Test Positives & Equivalents - 2018-2019

Langi Kal Kal Targeted and Random General Postives & Equivalents: 2018-2019 Percentage Rate



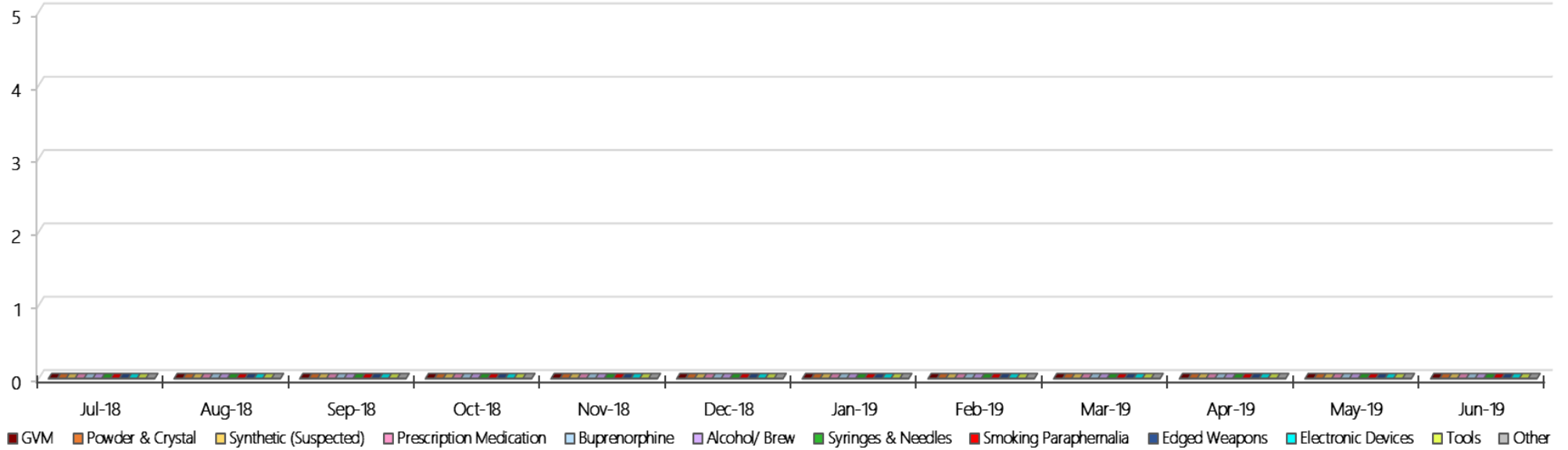
### Langi Kal Kal Positive Test Results by Drug Type - 2018-2019

Langi Kal Kal Positive Test Results By Drug Type: 2018-2019



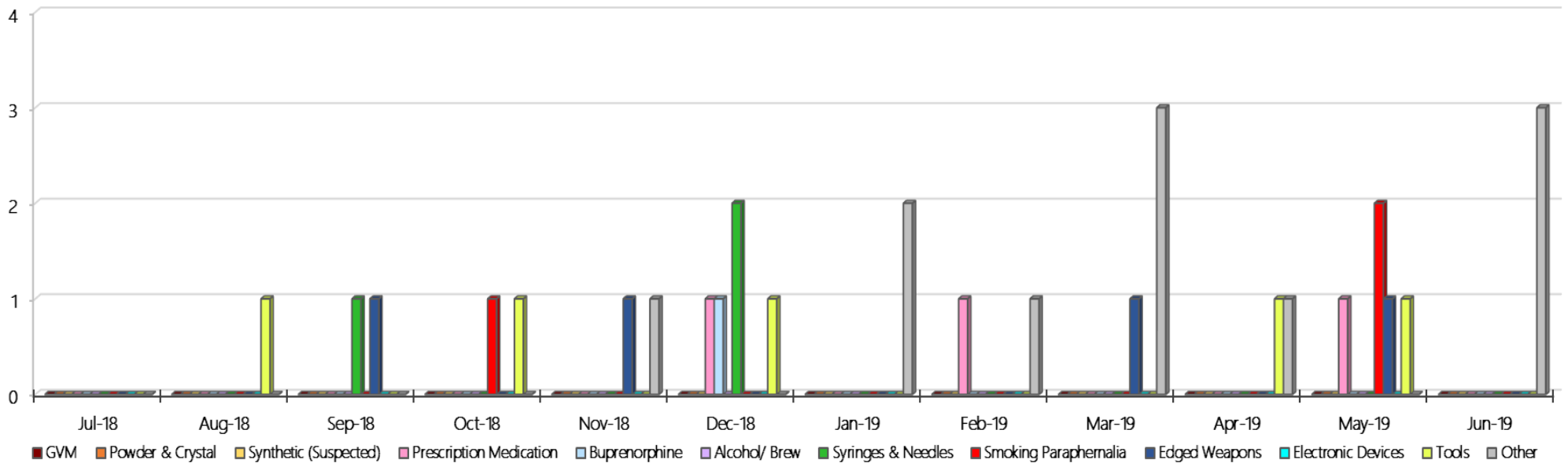
### Langi Kal Kal Count of Visitor Seizure Finds – Monthly 2018-2019

Langi Kal Kal Count of Visitor Seizure Finds - Monthly 2018-2019



### Langi Kal Kal Count of Prisoner Seizure Finds – Monthly 2018-2019

Langi Kal Kal Count of Prisoner Seizure Finds - Monthly 2018-2019



## Tarrengower Prison

### Targeted and Random General Drug Test Results: 2018-2019

Tarrengower	Jul-18	Aug-18	Sep-18	Oct-18	Nov-18	Dec-18	Jan-19	Feb-19	Mar-19	Apr-19	May-19	Jun-19	Average	Totals
Effective Sample - Targeted	24	15	3	4	7	26	21	0	0	0	14	7	10	121
Targeted Positives	0	0	0	0	0	0	0	0	0	0	0	0	0	0
Refusal	0	0	0	0	0	0	0	0	0	0	0	0	0	0
Unable	0	0	0	0	0	0	0	0	0	0	0	0	0	0
Interfered	0	0	0	0	0	0	0	0	0	0	0	0	0	0
Adulterated	0	0	0	0	0	0	0	0	0	0	0	0	0	0
Targeted % Tested Positive	0.00%	0.00%	0.00%	0.00%	0.00%	0.00%	0.00%	0.00%	0.00%	0.00%	0.00%	0.00%	0.00%	0.00%
Awaiting / Pending Results	0	0	0	0	0	0	0	0	0	0	0	0	0	0
Targeted Residual	0	0	0	0	0	0	0	0	0	0	0	0	0	0
Random tests collected	15	10	9	13	10	10	8	10	12	15	9	11	11	132
Tested Positive	0	0	0	0	0	0	0	0	0	0	0	0	0	0
Refusal (guilty)	0	0	0	0	0	0	0	0	0	0	0	0	0	0
Unable (not guilty)	0	0	0	0	0	0	0	0	0	0	0	0	0	0
Unable (guilty)	0	0	0	0	0	0	0	0	0	0	0	0	0	0
Interfered (guilty)	0	0	0	0	0	0	0	0	0	0	0	0	0	0
No test (valid reason)	0	1	0	0	0	0	0	0	0	0	0	0	0	1
No test (no valid reason)	0	0	0	0	0	0	0	0	0	0	0	0	0	0
Adulterated	0	0	0	0	0	0	0	0	0	0	0	0	0	0
Awaiting / Pending Results	0	0	0	0	0	0	0	0	0	0	0	0	0	0
Random Residual (PIMS URAR030)	0	0	0	0	0	0	0	0	0	0	0	0	0	0
Effective Sample - Random General	15	10	9	13	10	10	8	10	12	15	9	11	11	132
% Tested positive	0.00%	0.00%	0.00%	0.00%	0.00%	0.00%	0.00%	0.00%	0.00%	0.00%	0.00%	0.00%	0.00%	
% Prisoner guilty, positive equivalents	0.00%	0.00%	0.00%	0.00%	0.00%	0.00%	0.00%	0.00%	0.00%	0.00%	0.00%	0.00%	0.00%	
% Total prisoner fails	0.00%	0.00%	0.00%	0.00%	0.00%	0.00%	0.00%	0.00%	0.00%	0.00%	0.00%	0.00%	0.00%	
% No test without valid reason	0.00%	0.00%	0.00%	0.00%	0.00%	0.00%	0.00%	0.00%	0.00%	0.00%	0.00%	0.00%	0.00%	
Random General Benchmark 1.50%	1.50%	1.50%	1.50%	1.50%	1.50%	1.50%	1.50%	1.50%	1.50%	1.50%	1.50%	1.50%	YTD	
% Failures for SDO	0.00%	0.00%	0.00%	0.00%	0.00%	0.00%	0.00%	0.00%	0.00%	0.00%	0.00%	0.00%	0.00%	

*Tarrengower - Drugs Identified Through Testing by Drug Type – Monthly & 2018-2019*

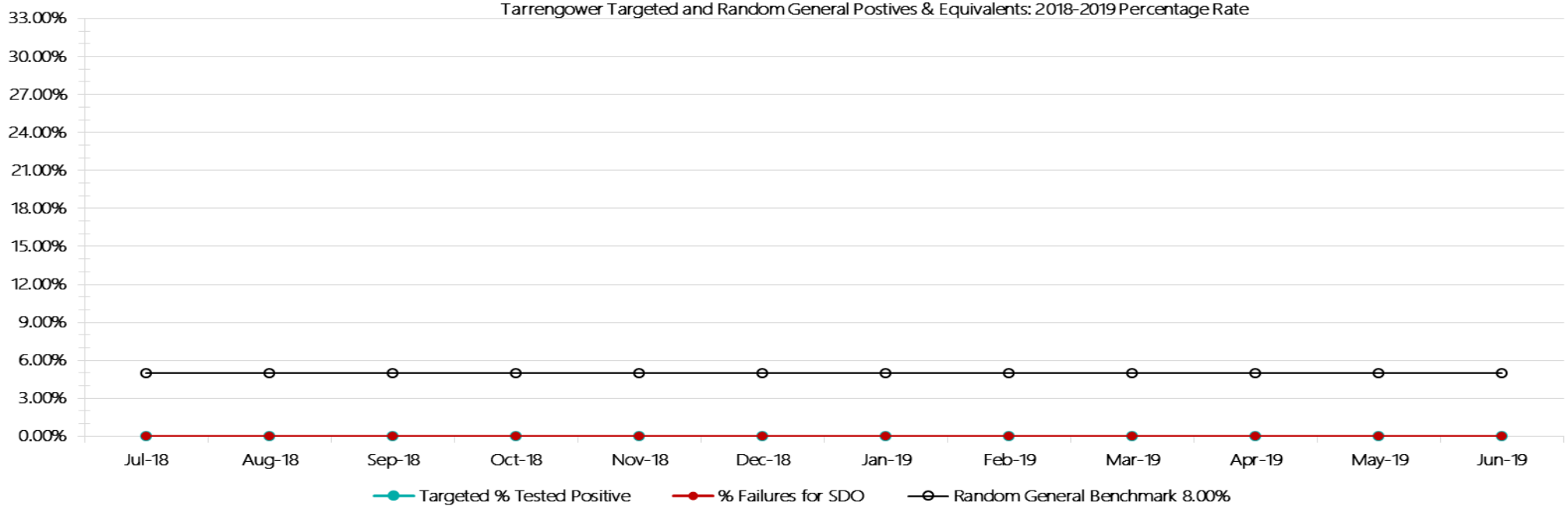
Tarrengower	Amphetamines	Methamphetamines	Cocaine	Opiates	Benzodiazepines	Cannabinoids	Ethanol**	Methadone	ADP*	APS*	Steroids**	Buprenorphine	NOA*	Total
Jul-18	0	0	0	0	0	0	0	0	0	0	0	0	0	0
Aug-18	0	0	0	0	0	0	0	0	0	0	0	0	0	0
Sep-18	0	0	0	0	0	0	0	0	0	0	0	0	0	0
Oct-18	0	0	0	0	0	0	0	0	0	0	0	0	0	0
Nov-18	0	0	0	0	0	0	0	0	0	0	0	0	0	0
Dec-18	0	0	0	0	0	0	0	0	0	0	0	0	0	0
Jan-19	0	0	0	0	0	0	0	0	0	0	0	0	0	0
Feb-19	0	0	0	0	0	0	0	0	0	0	0	0	0	0
Mar-19	0	0	0	0	0	0	0	0	0	0	0	0	0	0
Apr-19	0	0	0	0	0	0	0	0	0	0	0	0	0	0
May-19	0	0	0	0	0	0	0	0	0	0	0	0	0	0
Jun-19	0	0	0	0	0	0	0	0	0	0	0	0	0	0
Tarrengower YTD	0	0	0	0	0	0	0	0	0	0	0	0	0	0
All Prisons YTD	355	124	1	67	65	36	5	47	41	25	0	1805	5	2576
Tarrengower % of Total	0.00%	0.00%	0.00%	0.00%	0.00%	0.00%	0.00%	0.00%	0.00%	0.00%	0.00%	0.00%	0.00%	0.00%

Tarrengower Seizures of Contraband: Visitors & Prisoners – Monthly & 2018-2019

Visitors	GVM		Powder & Crystal		Synthetic (Suspected)		Prescription Medication		Buprenorphine		Alcohol & Home Brew		Syringes		Smoking Paraphernalia		Edged Weapons		Electronic Devices		Tools		Other		
	T'gower	Finds	Gms	Finds	Gms	Finds	Gms	Finds	Qty	Finds	Qty	Finds	Ltrs	Finds	Qty	Finds	Qty	Finds	Qty	Finds	Qty	Finds	Qty	Finds	Qty
Jul-18	0	0.00	0	0.00	0	0.00	0	0.00	0	0.00	0	0.000	0	0	0	0	0	0	0	0	0	0	0	0	0
Aug-18	0	0.00	0	0.00	0	0.00	0	0.00	0	0.00	0	0.000	0	0	0	0	0	0	0	0	0	0	0	0	0
Sep-18	0	0.00	0	0.00	0	0.00	0	0.00	0	0.00	0	0.000	0	0	0	0	0	0	0	0	0	0	0	0	0
Oct-18	0	0.00	0	0.00	0	0.00	0	0.00	0	0.00	0	0.000	0	0	0	0	0	0	0	0	0	0	0	0	0
Nov-18	0	0.00	0	0.00	0	0.00	0	0.00	0	0.00	0	0.000	0	0	0	0	0	0	0	0	0	0	0	0	0
Dec-18	0	0.00	0	0.00	0	0.00	0	0.00	0	0.00	0	0.000	0	0	0	0	0	0	0	0	0	0	0	0	0
Jan-19	0	0.00	0	0.00	0	0.00	0	0.00	0	0.00	0	0.000	0	0	0	0	0	0	0	0	0	0	0	0	0
Feb-19	0	0.00	0	0.00	0	0.00	0	0.00	0	0.00	0	0.000	0	0	0	0	0	0	0	0	0	0	0	0	0
Mar-19	0	0.00	0	0.00	0	0.00	0	0.00	0	0.00	0	0.000	0	0	0	0	0	0	0	0	0	0	0	0	0
Apr-19	0	0.00	0	0.00	0	0.00	0	0.00	0	0.00	0	0.000	0	0	0	0	0	0	0	0	0	0	0	0	0
May-19	0	0.00	0	0.00	0	0.00	0	0.00	0	0.00	0	0.000	0	0	0	0	0	0	0	0	0	0	0	0	0
Jun-19	0	0.00	0	0.00	0	0.00	0	0.00	0	0.00	0	0.000	0	0	0	0	0	0	0	0	0	0	0	0	0
Total	0	0.00	0	0.00	0	0.00	0	0.00	0	0.00	0	0.000	0	0	0	0	0	0	0	0	0	0	0	0	0

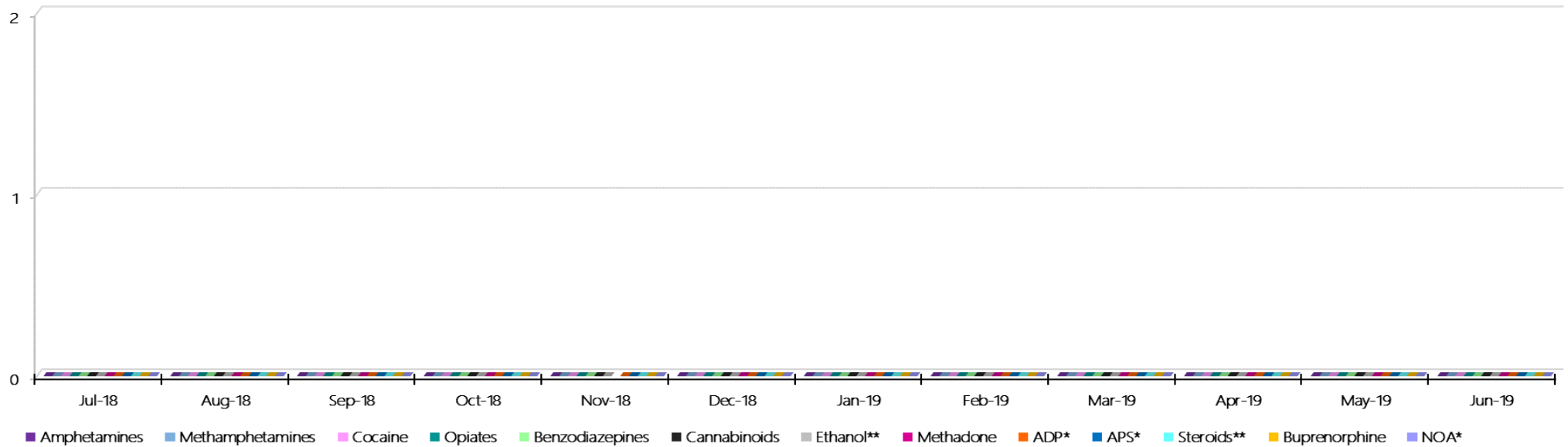
Prisoners	GVM		Powder & Crystal		Synthetic (Suspected)		Prescription Medication		Buprenorphine		Alcohol & Home Brew		Syringes		Smoking Paraphernalia		Edged Weapons		Electronic Devices		Tools		Other		
	T'gower	Finds	Gms	Finds	Gms	Finds	Gms	Finds	Qty	Finds	Qty	Finds	Ltrs	Finds	Qty	Finds	Qty	Finds	Qty	Finds	Qty	Finds	Qty	Finds	Qty
Jul-18	0	0.00	0	0.00	0	0.00	0	0.00	0	0.00	0	0.000	0	0	1	4	0	0	0	0	0	0	2	8	
Aug-18	0	0.00	0	0.00	2	12.10	0	0.00	0	0.00	0	0.000	0	0	1	1	0	0	0	0	0	0	1	4	
Sep-18	0	0.00	0	0.00	0	0.00	0	0.00	0	0.00	0	0.000	1	2	2	6	0	0	0	0	0	0	2	2	
Oct-18	0	0.00	0	0.00	0	0.00	0	0.00	0	0.00	0	0.000	0	0	1	1	0	0	0	0	1	1	0	0	
Nov-18	0	0.00	2	0.80	0	0.00	1	14.50	0	0.00	0	0.000	0	0	6	15	0	0	0	0	2	3	3	4	
Dec-18	0	0.00	0	0.00	0	0.00	0	0.00	0	0.00	0	0.000	0	0	0	0	0	0	0	0	0	0	2	2	
Jan-19	0	0.00	0	0.00	0	0.00	0	0.00	0	0.00	0	0.000	0	0	0	0	0	0	0	0	0	1	1	2	2
Feb-19	0	0.00	0	0.00	0	0.00	0	0.00	0	0.00	0	0.000	0	0	0	0	0	0	0	0	0	0	0	0	0
Mar-19	0	0.00	0	0.00	0	0.00	0	0.00	0	0.00	0	0.000	0	0	1	1	0	0	1	1	1	1	0	0	
Apr-19	0	0.00	0	0.00	0	0.00	0	0.00	0	0.00	0	0.000	0	0	0	0	1	2	0	0	0	0	1	1	
May-19	0	0.00	0	0.00	0	0.00	0	0.00	0	0.00	0	0.000	0	0	1	2	0	0	0	0	1	2	1	8	
Jun-19	0	0.00	0	0.00	0	0.00	0	0.00	0	0.00	0	0.000	0	0	1	4	0	0	0	0	0	0	1	1	
Total	0	0.00	2	0.80	2	12.10	1	14.50	0	0.00	0	0.000	1	2	14	34	1	2	1	1	6	8	15	32	

### Tarngower Targeted and Random General Drug Test Positives & Equivalents - 2018-2019



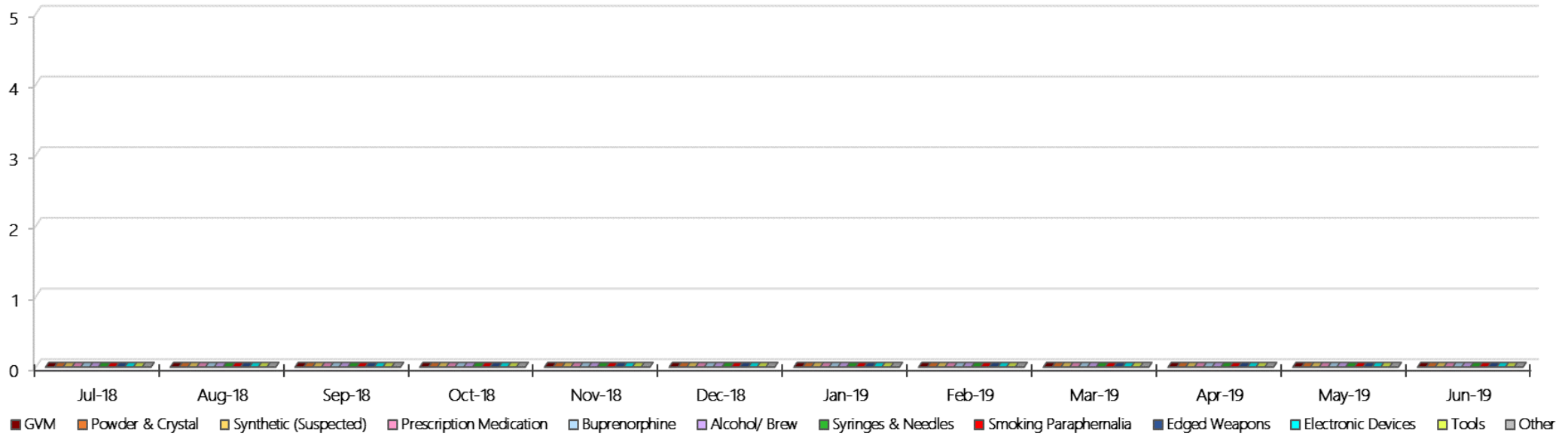
### Tarngower Positive Test Results by Drug Type - 2018-2019

Tarngower Positive Test Results By Drug Type: 2018-2019



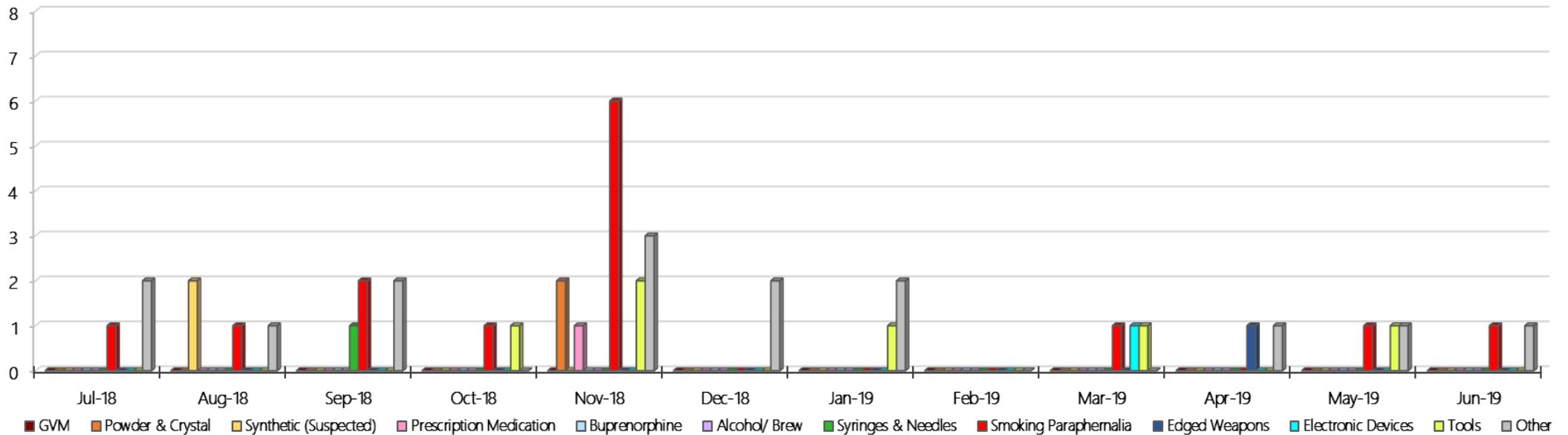
### Tarrengower Count of Visitor Seizure Finds – Monthly 2018-2019

Tarrengower Count of Visitor Seizure Finds - Monthly 2018-2019



### Tarrengower Count of Prisoner Seizure Finds – Monthly 2018-2019

Tarrengower Count of Prisoner Seizure Finds - Monthly 2018-2019



## Judy Lazarus Transition Centre

### Targeted and Random General Drug Test Results: 2018-2019

JLTC	Jul-18	Aug-18	Sep-18	Oct-18	Nov-18	Dec-18	Jan-19	Feb-19	Mar-19	Apr-19	May-19	Jun-19	Average	Totals
Effective Sample - Targeted	6	1	3	2	2	2	3	0	2	3	2	0	2	26
Targeted Positives	0	0	0	0	0	0	0	0	0	0	0	0	0	0
Refusal	0	0	0	0	0	0	0	0	0	0	0	0	0	0
Unable	0	0	0	0	0	0	0	0	0	0	0	0	0	0
Interfered	0	0	0	0	0	0	0	0	0	0	0	0	0	0
Adulterated	0	0	0	0	0	0	0	0	0	0	0	0	0	0
Targeted % Tested Positive	0.00%	0.00%	0.00%	0.00%	0.00%	0.00%	0.00%	0.00%	0.00%	0.00%	0.00%	0.00%	0.00%	0.00%
Awaiting / Pending Results	0	0	0	0	0	0	0	0	0	0	0	0	0	0
Targeted Residual	0	0	0	0	0	0	0	0	0	0	0	0	0	0
Random tests collected	5	3	4	5	4	5	4	4	4	5	4	4	4	51
Tested Positive	0	0	0	0	0	0	0	0	0	0	0	0	0	0
Refusal (guilty)	0	0	0	0	0	0	0	0	0	0	0	0	0	0
Unable (not guilty)	0	0	0	0	0	0	0	0	0	0	0	0	0	0
Unable (guilty)	0	0	0	0	0	0	0	0	0	0	0	0	0	0
Interfered (guilty)	0	0	0	0	0	0	0	0	0	0	0	0	0	0
No test (valid reason)	0	1	0	0	0	0	0	0	0	0	0	0	0	1
No test (no valid reason)	0	0	0	0	0	0	0	0	0	0	0	0	0	0
Adulterated	0	0	0	0	0	0	0	0	0	0	0	0	0	0
Awaiting / Pending Results	0	0	0	0	0	0	0	0	0	0	0	0	0	0
Random Residual (PIMS URAR030)	0	0	0	0	0	0	0	0	0	0	0	0	0	0
Effective Sample - Random General	5	3	4	5	4	5	4	4	4	5	4	4	4	51
% Tested positive	0.00%	0.00%	0.00%	0.00%	0.00%	0.00%	0.00%	0.00%	0.00%	0.00%	0.00%	0.00%	0.00%	
% Prisoner guilty, positive equivalents	0.00%	0.00%	0.00%	0.00%	0.00%	0.00%	0.00%	0.00%	0.00%	0.00%	0.00%	0.00%	0.00%	
% Total prisoner fails	0.00%	0.00%	0.00%	0.00%	0.00%	0.00%	0.00%	0.00%	0.00%	0.00%	0.00%	0.00%	0.00%	
% No test without valid reason	0.00%	0.00%	0.00%	0.00%	0.00%	0.00%	0.00%	0.00%	0.00%	0.00%	0.00%	0.00%	0.00%	
Random General Benchmark 5.00%	3.50%	3.50%	3.50%	3.50%	3.50%	3.50%	3.50%	3.50%	3.50%	3.50%	3.50%	3.50%	YTD	
% Failures for SDO	0.00%	0.00%	0.00%	0.00%	0.00%	0.00%	0.00%	0.00%	0.00%	0.00%	0.00%	0.00%	0.00%	



*JLTC - Drugs Identified Through Testing by Drug Type – Monthly & 2018-2019*

JLTC	Amphetamines	Methamphetamines	Cocaine	Opiates	Benzodiazepines	Cannabinoids	Ethanol**	Metadone	ADP*	APS*	Steroids**	Buprenorphine	NOA*	Total
Jul-18	0	0	0	0	0	0	0	0	0	0	0	0	0	0
Aug-18	0	0	0	0	0	0	0	0	0	0	0	0	0	0
Sep-18	0	0	0	0	0	0	0	0	0	0	0	0	0	0
Oct-18	0	0	0	0	0	0	0	0	0	0	0	0	0	0
Nov-18	0	0	0	0	0	0	0	0	0	0	0	0	0	0
Dec-18	0	0	0	0	0	0	0	0	0	0	0	0	0	0
Jan-19	0	0	0	0	0	0	0	0	0	0	0	0	0	0
Feb-19	0	0	0	0	0	0	0	0	0	0	0	0	0	0
Mar-19	0	0	0	0	0	0	0	0	0	0	0	0	0	0
Apr-19	0	0	0	0	0	0	0	0	0	0	0	0	0	0
May-19	0	0	0	0	0	0	0	0	0	0	0	0	0	0
Jun-19	0	0	0	0	0	0	0	0	0	0	0	0	0	0
<b>JLTC YTD</b>	<b>0</b>	<b>0</b>	<b>0</b>	<b>0</b>	<b>0</b>	<b>0</b>	<b>0</b>	<b>0</b>	<b>0</b>	<b>0</b>	<b>0</b>	<b>0</b>	<b>0</b>	<b>0</b>
<i>All Prisons YTD</i>	<i>355</i>	<i>124</i>	<i>1</i>	<i>67</i>	<i>65</i>	<i>36</i>	<i>5</i>	<i>47</i>	<i>41</i>	<i>25</i>	<i>0</i>	<i>1805</i>	<i>5</i>	<i>2576</i>
<i>JLTC % of Total</i>	<i>0.00%</i>	<i>0.00%</i>	<i>0.00%</i>	<i>0.00%</i>	<i>0.00%</i>	<i>0.00%</i>	<i>0.00%</i>	<i>0.00%</i>	<i>0.00%</i>	<i>0.00%</i>	<i>0.00%</i>	<i>0.00%</i>	<i>0.00%</i>	<i>0.00%</i>

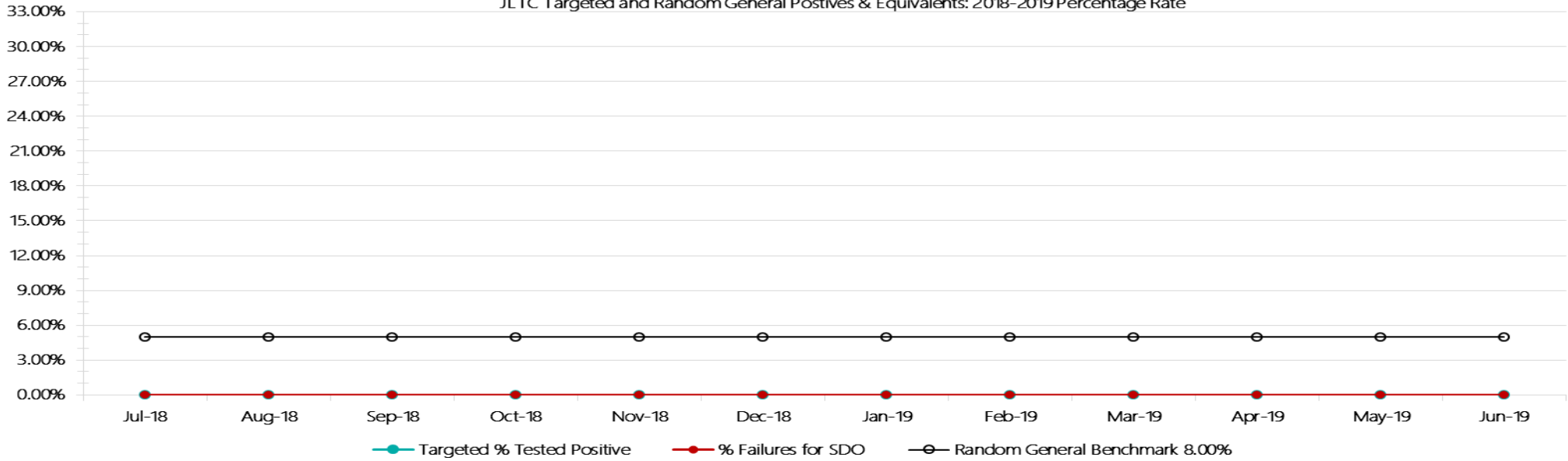
*JLTC Seizures of Contraband: Visitors & Prisoners – Monthly & 2018-2019*

Visitors	GVM		Powder & Crystal		Synthetic (Suspected)		Prescription Medication		Buprenorphine		Alcohol & Home Brew		Syringes		Smoking Paraphernalia		Edged Weapons		Electronic Devices		Tools		Other	
	Finds	Gms	Finds	Gms	Finds	Gms	Finds	Qty	Finds	Qty	Finds	Ltrs	Finds	Qty	Finds	Qty	Finds	Qty	Finds	Qty	Finds	Qty	Finds	Qty
Jul-18	0	0.00	0	0.00	0	0.00	0	0.00	0	0.00	0	0.000	0	0	0	0	0	0	0	0	0	0	0	0
Aug-18	0	0.00	0	0.00	0	0.00	0	0.00	0	0.00	0	0.000	0	0	0	0	0	0	0	0	0	0	0	0
Sep-18	0	0.00	0	0.00	0	0.00	0	0.00	0	0.00	0	0.000	0	0	0	0	0	0	0	0	0	0	0	0
Oct-18	0	0.00	0	0.00	0	0.00	0	0.00	0	0.00	0	0.000	0	0	0	0	0	0	0	0	0	0	0	0
Nov-18	0	0.00	0	0.00	0	0.00	0	0.00	0	0.00	0	0.000	0	0	0	0	0	0	0	0	0	0	0	0
Dec-18	0	0.00	0	0.00	0	0.00	0	0.00	0	0.00	0	0.000	0	0	0	0	0	0	0	0	0	0	0	0
Jan-19	0	0.00	0	0.00	0	0.00	0	0.00	0	0.00	0	0.000	0	0	0	0	0	0	0	0	0	0	0	0
Feb-19	0	0.00	0	0.00	0	0.00	0	0.00	0	0.00	0	0.000	0	0	0	0	0	0	0	0	0	0	0	0
Mar-19	0	0.00	0	0.00	0	0.00	0	0.00	0	0.00	0	0.000	0	0	0	0	0	0	0	0	0	0	0	0
Apr-19	0	0.00	0	0.00	0	0.00	0	0.00	0	0.00	0	0.000	0	0	0	0	0	0	0	0	0	0	0	0
May-19	0	0.00	0	0.00	0	0.00	0	0.00	0	0.00	0	0.000	0	0	0	0	0	0	0	0	0	0	0	0
Jun-19	0	0.00	0	0.00	0	0.00	0	0.00	0	0.00	0	0.000	0	0	0	0	0	0	0	0	0	0	0	0
Total	0	0.00	0	0.00	0	0.00	0	0.00	0	0.00	0	0.000	0	0	0	0	0	0	0	0	0	0	0	0

Prisoners	GVM		Powder & Crystal		Synthetic (Suspected)		Prescription Medication		Buprenorphine		Alcohol & Home Brew		Syringes		Smoking Paraphernalia		Edged Weapons		Electronic Devices		Tools		Other		
	Finds	Gms	Finds	Gms	Finds	Gms	Finds	Qty	Finds	Qty	Finds	Ltrs	Finds	Qty	Finds	Qty	Finds	Qty	Finds	Qty	Finds	Qty	Finds	Qty	
Jul-18	0	0.00	0	0.00	0	0.00	1	1.00	0	0.00	0	0.000	0	0	0	0	0	0	0	0	0	0	0	0	
Aug-18	0	0.00	0	0.00	0	0.00	0	0.00	0	0.00	0	0.000	0	0	0	0	0	0	0	0	0	1	1	0	0
Sep-18	0	0.00	0	0.00	0	0.00	0	0.00	0	0.00	0	0.000	0	0	1	3	0	0	1	1	1	1	2	54	
Oct-18	0	0.00	0	0.00	0	0.00	0	0.00	0	0.00	0	0.000	0	0	0	0	0	0	1	1	0	0	1	1	
Nov-18	0	0.00	0	0.00	0	0.00	0	0.00	0	0.00	0	0.000	0	0	1	3	0	0	1	2	0	0	0	0	
Dec-18	0	0.00	0	0.00	0	0.00	0	0.00	0	0.00	0	0.000	0	0	0	0	0	0	0	0	0	0	0	0	
Jan-19	0	0.00	0	0.00	0	0.00	0	0.00	0	0.00	0	0.000	0	0	0	0	0	0	1	1	1	1	1	1	
Feb-19	0	0.00	0	0.00	0	0.00	0	0.00	0	0.00	0	0.000	0	0	0	0	0	0	0	0	0	0	0	0	
Mar-19	0	0.00	0	0.00	0	0.00	0	0.00	0	0.00	0	0.000	0	0	0	0	0	0	0	0	0	0	0	0	
Apr-19	0	0.00	0	0.00	0	0.00	0	0.00	0	0.00	0	0.000	0	0	0	0	0	0	2	4	0	0	0	0	
May-19	0	0.00	0	0.00	0	0.00	0	0.00	0	0.00	0	0.000	0	0	0	0	0	0	0	0	0	0	0	0	
Jun-19	0	0.00	0	0.00	0	0.00	0	0.00	0	0.00	0	0.000	0	0	0	0	0	0	0	0	0	0	0	0	
Total	0	0.00	0	0.00	0	0.00	1	1.00	0	0.00	0	0.000	0	0	2	6	0	0	6	9	3	3	4	56	

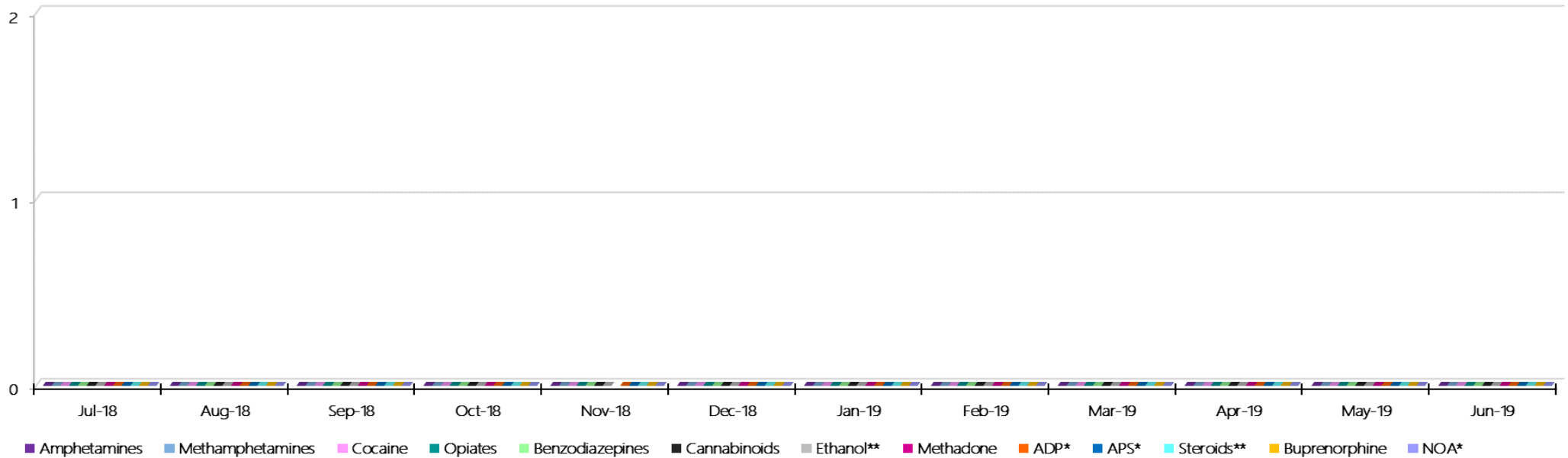
### JLTC Targeted and Random General Drug Test Positives & Equivalents - 2018-2019

JLTC Targeted and Random General Postives & Equivalents: 2018-2019 Percentage Rate



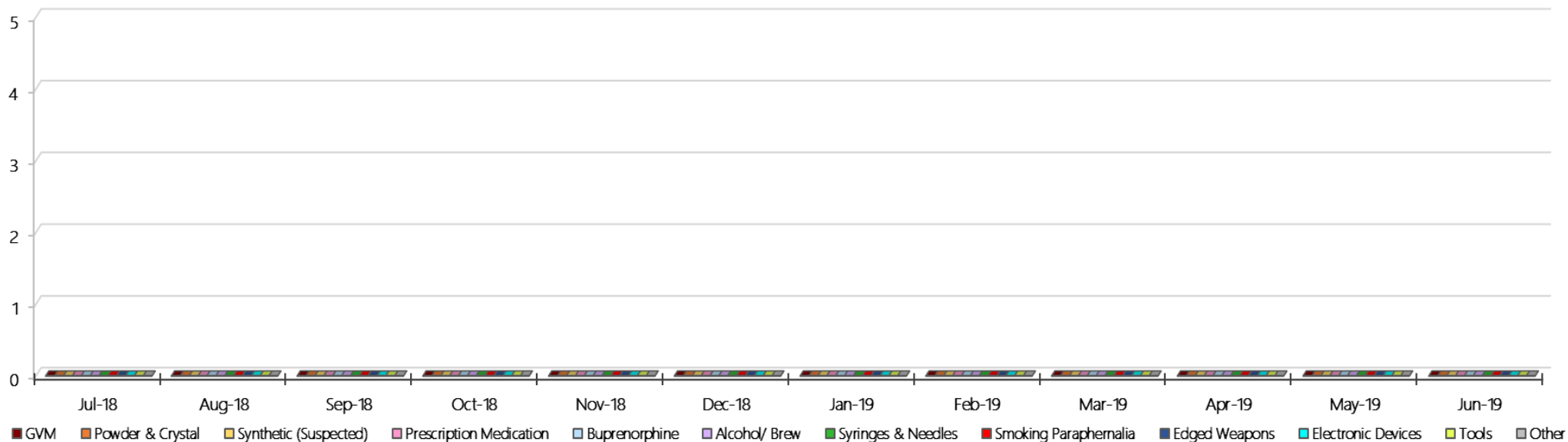
### JLTC Positive Test Results by Drug Type - 2018-2019

JLTC Positive Test Results By Drug Type: 2018-2019



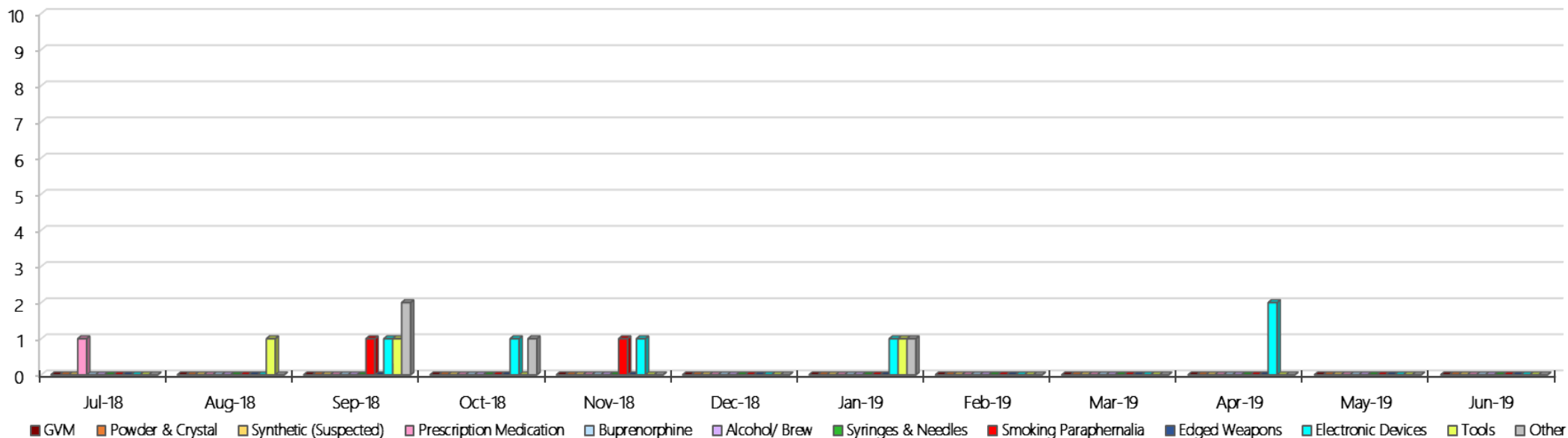
### JLTC Count of Visitor Seizure Finds – Monthly 2018-2019

JLTC Count of Visitor Seizure Finds - Monthly 2018-2019



### JLTC Count of Prisoner Seizure Finds – Monthly 2018-2019

JLTC Count of Prisoner Seizure Finds - Monthly 2018-2019



- PAGE LEFT BLANK INTENTIONALLY -