

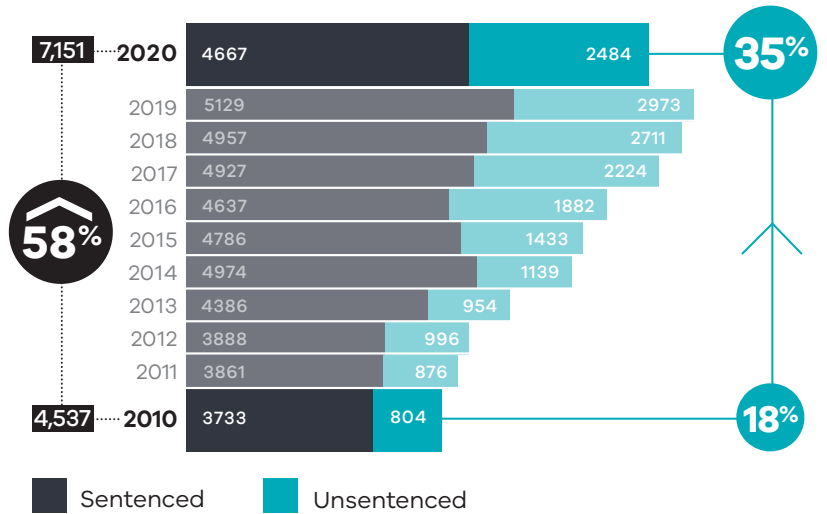
# Profile of People in Prison

Figures as at 30 June (each year)

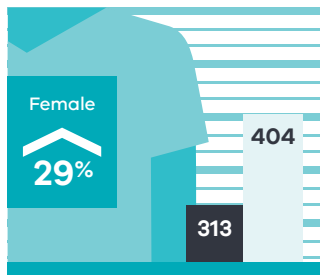
The Victorian prisoner population has increased by 58 per cent over the last 10 years, which has largely been driven by the increase in prisoners on remand. During this time remand prisoners increased from 804 to 2,484, and now represent 35 per cent of all prisoners. Despite the 10 year trend in prisoner numbers increasing, they did decrease in 2020 compared with 2019 from 8,102 to 7,151 respectively. This decrease is largely due to changes in the criminal justice system as part of Victoria's response to Covid-19 restrictions.

The rate of imprisonment has also increased over the last 10 years (from 107.2 prisoners per 100,000 Victorian adults to 136.1) meaning that the prison population is growing faster than the general adult population (which increased by 23 per cent over this period\*).

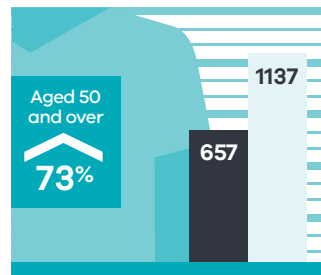
\*Australian Bureau of Statistics, National, state and territory population (March 2020).



## There has been significant growth in certain prisoner cohorts over the last 10 years



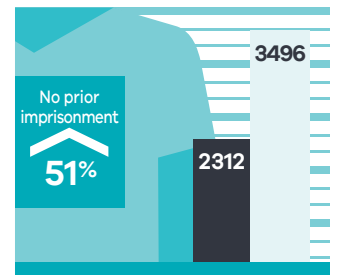
Over the last 10 years female prisoner numbers have increased overall by 29 per cent. However, most of this increase was between 2010 to 2019, and from 2019 to 2020 the number of women in prison decreased for the first time (by 30 per cent). In 2020, 43 per cent of women in prison were on remand.



The number of prisoners aged 50 years and over has almost doubled, and the proportion has increased from 14 to 16 per cent of the prison population. Prisoners aged under 25 have decreased slightly from 14 per cent to 12 per cent of all prisoners.



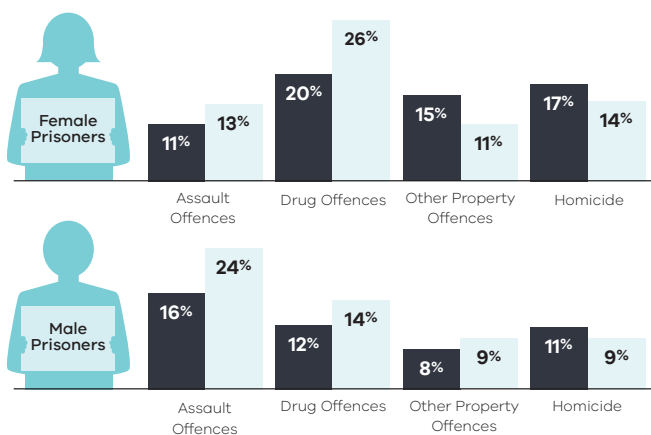
The number of Aboriginal and Torres Strait Islander prisoners has nearly tripled, now representing 10 per cent of the prisoner population compared with six per cent in 2010. In 2020 over one in 10 women in prison (10 per cent) were Aboriginal.



The number of prisoners who had not previously served a prison sentence has increased by 51 per cent, representing half of the prison population, and 62 per cent of women in prison.

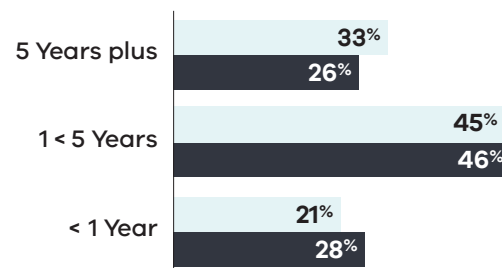
## Proportion of prisoners by most serious offence or charge

There have been changes in the offence profile of both male and female populations, with an increase in the proportion of prisoners with a most serious offence or charge of Assault and Drug offences over the past 10 years. However, this has remained stable in the past year.



## Proportion of prisoners by effective sentence length\*\*

The proportion of sentenced prisoners with an effective sentence length of five years or over has increased since 2010. In 2020 21 per cent of sentenced male prisoners were serving a sentence of less than one year, representing a slight decrease from 2019 (24 per cent).



In 2020, 25 per cent of sentenced female prisoners were serving a sentence of less than one year, representing a significant decrease from 2019 (33 per cent).

\*\* Effective sentence length represents the minimum period of imprisonment which a sentenced prisoner is expected to serve.

2010 2020

For more information, see [Corrections Victoria's Annual Prisoner Statistics](#)