

Corrections Victoria

2018-2019 Drugs in Victorian Prisons Report

April 2019

Report on Prohibited Drug Use and
Contraband Seized in Victorian Prisons

The System Performance Branch produces the Drugs in Victorian Prisons Report (DIVPR) each month to provide data pertaining to drug use – both illicit use and prescription misuse - and contraband seizures in Victorian prisons. The report is provided on a monthly basis, and is made available to selected stakeholders, such as the Assistant Commissioner Security and Intelligence Division, Deputy Commissioner Operations, General Manager Security and Emergency Services Group, General Manager Corrections Victoria Intelligence Unit, and Prison General Managers and Regional Directors. The report is designed to provide information for consideration of action, including the deployment of resources to detect and reduce drugs in Victorian prisons.

The DIVPR specifically compiles and presents data in the following areas:

- drug test results for Random General and Targeted testing,
- types of drugs identified through drug testing,
- seizures of contraband from visitors and prisoners

The first section of the DIVPR provides a statewide overview of the above data, with the second section providing location specific data. In a bid to include details of all drug test results from the preceding month, compilation does not commence until after the 15th day of the following month. Information is provided by Prison Intelligence Units (seizures), the Drug Strategy Support Team (drug metabolite breakdowns), as well as the Monitoring, Standards and Reporting Unit (Random General – SDO8 data).

There has been an amendment to the seizure category of “Syringes”, which has been renamed to “Syringes & Needles”, to capture needles modified for drug use.

As part of the commitment to reducing the volume of strip searches in the women's prisons, Corrections Victoria has implemented a 12-month trial of saliva testing, which commenced in March 2019. The trial has replaced the majority of urine testing with an initial saliva test at Dame Phyllis Frost Centre and Tarrengower Prison. Due to the need for confirmatory testing, any prisoner returning a positive result on a saliva swab will be directed to complete a urine test.

As of February 2019 Corrections Victoria amended its data reporting process relating to the types of Amphetamine drugs detected within the prison system, so to specifically report on Methamphetamines, commonly known as ice. Whilst the number of Methamphetamine positives is accurate, due to the way the drug is manufactured and how it metabolises within the body, at times it will also produce a positive result for Amphetamines. Therefore the number of Amphetamines may be over represented.

Table of Contents

STATEWIDE OVERVIEW	5
Drug Test Results: 2018-2019	5
Graph of Targeted and Random General Drug Test Positives & Equivalents 2018-2019	7
Targeted and Random General Drug Test Positives & Equivalents: 2018-2019	8
Location Muster against Drug Tests Collected and % Positive.....	9
DRUGS IDENTIFIED THROUGH DRUG TESTING	10
Positive Drug Test Results by Drug Type per Prison Location – April 2019.....	10
Graph of Positive Drug Test Results: Drug Type by Prison – April 2019	11
Current Financial Year and Previous Financial Years	12
Breakdown of Amphetamine & Opiate Drug Groups by Metabolite – 2018-2019	13
Positive by Location – YTD 2018-2019.....	14
Percentage Positive by Location – YTD 2018-2019	15
Positive by Location – 2017-2018.....	16
SEIZURES OF CONTRABAND BY ITEM TYPE	17
Visitors – April 2019.....	17
Graphs of Seizures of Contraband: Visitors – YTD 2018-2019: April 2019	19
Graphs of Seizures of Contraband: Prisoners – April 2019 & YTD 2018-2019	22
LOCATION SPECIFIC RESULTS	23
Barwon Prison.....	24
Melbourne Assessment Prison.....	29
Metropolitan Remand Centre	34
Port Phillip Prison	39

Dame Phyllis Frost Centre	44
Fulham Correctional Centre	49
Hopkins Correctional Centre.....	54
Karreenga (annex of Marngoneet)	59
Marngoneet Correctional Centre.....	64
Loddon Prison	69
Middleton (annex of Loddon)	74
Ravenhall Correctional Centre	79
Beechworth Correctional Centre.....	84
Dhurringile Prison.....	89
Langi Kal Kal Prison	94
Tarngower Prison.....	99
Judy Lazarus Transition Centre	104

STATEWIDE OVERVIEW

Drug Test Results: 2018-2019

Random General Positive Rate

As at 15 May 2019, the number of Random General drug test samples collected in April was 1,081, of which 5.83% were positive. This is in comparison to the previous month, whereby 833 Random General tests were collected, of which 4.92% were positive.

- The following locations exceeded their Random General benchmark for the month of April 2019:
 - Barwon Prison,
 - Metropolitan Remand Centre,
 - Marngoneet Correctional Centre,
 - Loddon Prison, and
 - Middleton.
- The 2018-2019 Random General positive rate across all locations is 4.69%, with the following locations exceeding their benchmark for the year to date:
 - Barwon Prison,
 - Metropolitan Remand Centre,
 - Karreenga,
 - Marngoneet Correctional Centre, and
 - Loddon Prison.

Targeted Positive Rate

The number of Targeted drug tests collected in April was 1,663 of which 10.10% were positive.

This is in comparison to the previous month, whereby 1,569 Targeted drug tests were collected, of which 10.64% were positive.

- The following locations had the highest Targeted positive rates for the month of April 2019:
 - Marngoneet Correctional Centre, and
 - Metropolitan Remand Centre.
- The 2018-2019 Targeted positive rate for all locations is 10.44%, with the following locations having the highest Targeted positive rates for the year to date:
 - Barwon Prison, and
 - Marngoneet Correctional Centre.

Targeted testing is used by intelligence officers to identify and intervene in use, and a high positive rate may therefore indicate well directed intelligence.

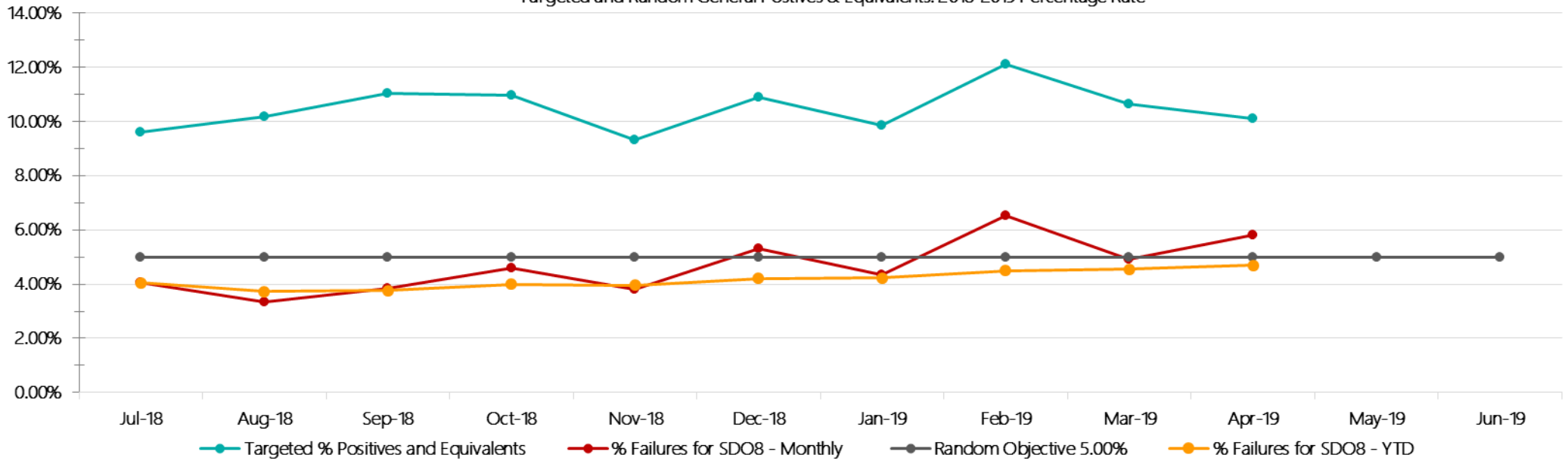
Note: The Commissioner defines a Random General positive as positives, refusals, and unables found guilty at a GMDH, as well as interfered and adulterated results. Random General data is provided by the Monitoring, Standards and Reporting Unit, with adjustments reflected in the following reporting month. April data provided 15 May 2019.

Targeted and Positive Results by Drug Type are retrieved from PIMS by the Monitoring, Standards and Reporting Unit. April data retrieved 15 May 2019.

TARGETED	Jul-18	Aug-18	Sep-18	Oct-18	Nov-18	Dec-18	Jan-19	Feb-19	Mar-19	Apr-19	May-19	Jun-19	YTD Av.
Barwon	21.91%	18.03%	26.09%	31.03%	16.67%	13.39%	6.25%	11.43%	11.36%	17.07%			17.71%
MAP	11.63%	6.35%	18.18%	11.63%	12.73%	7.06%	10.11%	11.11%	7.69%	11.63%			10.58%
MRC	6.77%	16.02%	16.53%	15.28%	15.00%	15.22%	17.19%	21.64%	17.35%	17.65%			15.88%
PPP	10.95%	13.48%	10.65%	13.98%	14.34%	15.44%	9.28%	14.02%	15.38%	15.51%			13.25%
DPFC	14.97%	12.50%	16.49%	24.09%	14.41%	19.05%	16.67%	7.75%	9.92%	16.26%			15.16%
Fulham	6.82%	6.35%	7.46%	7.25%	3.33%	5.86%	8.94%	11.98%	10.67%	11.11%			7.80%
Hopkins	7.14%	4.08%	3.57%	3.57%	4.55%	13.33%	20.00%	0.00%	6.67%	3.03%			6.02%
Karreenga	0.00%	0.00%	3.70%	16.67%	5.97%	20.00%	11.63%	14.81%	18.75%	16.67%			11.07%
Margoneet	13.33%	11.54%	21.21%	17.58%	17.31%	21.05%	23.53%	23.40%	14.29%	20.00%			17.91%
Loddon	6.78%	11.67%	12.90%	7.06%	8.06%	7.59%	9.84%	17.65%	9.23%	12.50%			10.00%
Middleton	3.33%	0.00%	15.38%	1.85%	0.00%	6.82%	0.00%	0.00%	7.32%	5.08%			4.38%
Ravenhall	8.78%	9.13%	7.14%	2.25%	4.74%	7.44%	8.55%	10.23%	11.78%	5.36%			7.66%
Beechworth	0.00%	0.00%	2.27%	1.52%	5.41%	0.00%	0.00%	2.94%	0.00%	1.82%			1.33%
Dhurringile	0.93%	3.08%	0.00%	2.78%	7.87%	1.22%	2.56%	6.45%	2.00%	0.00%			2.76%
Langi Kal Kal	0.00%	4.35%	0.00%	0.00%	0.00%	2.44%	0.00%	0.00%	0.00%	0.00%			0.61%
Tarrengower	0.00%	0.00%	0.00%	0.00%	0.00%	0.00%	0.00%	0.00%	0.00%	0.00%			0.00%
JLTC	0.00%	0.00%	0.00%	0.00%	0.00%	0.00%	0.00%	0.00%	0.00%	0.00%			0.00%
Targeted % Positive	9.60%	10.19%	11.05%	10.97%	9.33%	10.91%	9.85%	12.10%	10.64%	10.10%			10.44%
RANDOM - Benchmark	Jul-18	Aug-18	Sep-18	Oct-18	Nov-18	Dec-18	Jan-19	Feb-19	Mar-19	Apr-19	May-19	Jun-19	YTD
Barwon - 8.00%	7.69%	9.62%	12.00%	3.13%	6.00%	6.35%	5.88%	7.69%	9.62%	16.13%			8.38%
MAP - 8.00%	5.56%	3.70%	10.34%	11.11%	0.00%	3.03%	3.85%	9.52%	0.00%	3.23%			5.24%
MRC - 7.00%	9.16%	5.50%	4.95%	6.30%	3.77%	8.33%	8.65%	15.09%	4.35%	9.38%			7.72%
PPP	1.59%	5.36%	0.00%	4.92%	4.08%	10.53%	8.33%	4.00%	11.32%	7.58%			5.81%
DPFC - 7.25%	3.85%	0.00%	1.67%	8.00%	5.17%	5.33%	3.23%	3.28%	1.61%	3.70%			3.71%
Fulham	4.29%	1.89%	5.36%	1.30%	6.56%	1.37%	5.00%	5.17%	0.00%	5.41%			3.60%
Hopkins - 3.50%	0.97%	1.16%	2.17%	0.00%	1.10%	2.65%	2.20%	3.30%	7.95%	1.87%			2.25%
Karreenga - 3.50%	2.22%	5.56%	0.00%	9.09%	5.56%	9.30%	2.78%	5.56%	11.11%	2.27%			5.38%
Margoneet - 6.50%	9.88%	6.15%	4.62%	13.70%	6.56%	11.39%	9.84%	12.90%	15.00%	11.54%			10.22%
Loddon - 5.00%	3.23%	7.84%	10.20%	6.15%	3.77%	7.69%	4.08%	3.85%	4.08%	6.56%			5.76%
Middleton - 4.00%	0.00%	0.00%	0.00%	0.00%	3.13%	0.00%	0.00%	3.13%	3.33%	5.56%			1.52%
Ravenhall	2.84%	0.88%	3.51%	3.52%	5.19%	5.56%	3.33%	8.11%	2.14%	4.97%			4.16%
Beechworth - 1.80%	0.00%	0.00%	0.00%	0.00%	0.00%	0.00%	0.00%	0.00%	0.00%	0.00%			0.00%
Dhurringile - 3.50%	0.00%	0.00%	0.00%	2.50%	0.00%	0.00%	0.00%	0.00%	0.00%	2.86%			0.58%
Langi Kal Kal - 1.50%	0.00%	0.00%	0.00%	0.00%	0.00%	0.00%	0.00%	0.00%	0.00%	0.00%			0.00%
Tarrengower - 1.50%	0.00%	0.00%	0.00%	0.00%	0.00%	0.00%	0.00%	0.00%	0.00%	0.00%			0.00%
JLTC - 3.50%	0.00%	0.00%	0.00%	0.00%	0.00%	0.00%	0.00%	0.00%	0.00%	0.00%			0.00%
Random % Positive	4.05%	3.33%	3.85%	4.58%	3.82%	5.31%	4.36%	6.52%	4.92%	5.83%			
Random YTD % Positive	4.05%	3.73%	3.77%	3.99%	3.96%	4.22%	4.23%	4.50%	4.55%	4.69%			4.69%
Random Objective 5.00%	5.00%	5.00%	5.00%	5.00%	5.00%	5.00%	5.00%	5.00%	5.00%	5.00%	5.00%	5.00%	

Graph of Targeted and Random General Drug Test Positives & Equivalents 2018-2019

Targeted and Random General Postives & Equivalents: 2018-2019 Percentage Rate



Targeted and Random General Drug Test Positives & Equivalents: 2018-2019

Corrections Victoria	Jul-18	Aug-18	Sep-18	Oct-18	Nov-18	Dec-18	Jan-19	Feb-19	Mar-19	Apr-19	May-19	Jun-19	YTD Average	YTD Totals
Targeted - Tests Collected	1,646	1,718	1,357	1,586	1,619	1,696	1,736	1,463	1,568	1,642			1,603	16,031
Tested Positive	112	128	108	129	115	132	136	152	139	116			127	1,267
Refusal	20	26	25	24	19	20	22	9	11	22			20	198
Unable - Guilty	22	17	16	19	15	28	12	12	14	24			18	179
Interfered	0	0	0	1	0	1	0	0	0	3			1	5
Adulterated	4	4	1	1	2	4	1	4	3	3			3	27
Awaiting / Pending Results	0	0	0	0	0	0	0	0	1	21			2	22
Targeted - Effective Sample	1,646	1,718	1,357	1,586	1,619	1,696	1,736	1,463	1,569	1,663			1,605	16,053
Targeted % Positives and Equivalents	9.60%	10.19%	11.05%	10.97%	9.33%	10.91%	9.85%	12.10%	10.64%	10.10%			10.44%	10.44%
Random General - Tests Collected	1,022	832	814	1,025	854	1,056	863	862	817	1,056			920	9,201
Tested Positive	27	20	15	25	22	40	29	45	25	37			29	285
Refusal	7	3	8	9	2	2	1	5	2	12			5	51
Unable - Guilty	8	5	9	14	7	15	8	6	8	11			9	91
Interfered	0	0	0	0	0	0	0	0	0	0			0	0
No test - No Valid Reason	0	0	0	0	1	0	0	1	6	2			1	10
Adulterated	0	0	0	0	1	0	0	0	0	1			0	2
Awaiting / Pending Results	0	0	0	0	0	0	0	0	0	7			1	7
Random General - Effective Sample	1,037	840	831	1,048	864	1,073	872	874	833	1,081			935	9,353
SDO8 Positives & Equivalents	42	28	32	48	33	57	38	57	41	63			37	439
% Failures for SDO8 - Monthly	4.05%	3.33%	3.85%	4.58%	3.82%	5.31%	4.36%	6.52%	4.92%	5.83%			3.91%	
% Failures for SDO8 - YTD	4.05%	3.73%	3.77%	3.99%	3.96%	4.22%	4.23%	4.50%	4.55%	4.69%				4.69%
Random Objective 5.00%	5.00%	5.00%	5.00%	5.00%	5.00%	5.00%	5.00%	5.00%	5.00%	5.00%	5.00%	5.00%		

Location Muster against Drug Tests Collected and % Positive

This data compares the number of Targeted and Random General tests collected and the percentage of the prison population tested for the month in comparison to the previous month.

It further provides the percentage of positives for both the Targeted and Random General urinalysis testing regimes.

April 2019 - Location Muster Against Tests Collected Targeted & Random General										March 2019 - Location Muster Against Tests Collected Targeted & Random General				
		Targeted				Random General					Targeted		Random General	
Location	Average Monthly Muster	Targeted Tests Collected	% of Population	% Positive	Average No. of Tests YTD	Random General Tests Collected	% of Population	% Positive	Average No. of Tests YTD	Average Monthly Muster	Targeted Tests Collected	% Positive	Random General Tests Collected	% Positive
Barwon	417	123	29.50%	17.07%	99	58	13.91%	16.13%	54	415	44	11.36%	50	9.62%
MAP	227	86	37.89%	11.63%	73	30	13.22%	3.23%	28	239	91	7.69%	24	0.00%
MRC	884	68	7.69%	17.65%	132	125	14.14%	9.38%	108	898	98	17.35%	68	4.35%
PPP	1,037	303	29.22%	15.51%	280	64	6.17%	7.58%	55	1,054	208	15.38%	53	11.32%
DPFC	542	123	22.69%	16.26%	127	78	14.39%	3.70%	66	539	131	9.92%	61	1.61%
Fulham	840	189	22.50%	11.11%	228	73	8.69%	5.41%	63	838	225	10.67%	57	0.00%
Hopkins	711	33	4.64%	3.03%	25	106	14.91%	1.87%	96	717	15	6.67%	82	7.95%
Karreenga	284	6	2.11%	16.67%	30	43	15.14%	2.27%	38	275	16	18.75%	35	11.11%
Marngoneet	514	15	2.92%	20.00%	63	75	14.59%	11.54%	66	507	63	14.29%	56	15.00%
Loddon	397	56	14.11%	12.50%	64	61	15.37%	6.56%	55	406	65	9.23%	49	4.08%
Middleton	229	59	25.76%	5.08%	43	34	14.85%	5.56%	33	230	41	7.32%	30	3.33%
Ravenhall	1,239	392	31.64%	5.36%	253	177	14.29%	4.97%	142	1,230	382	11.78%	139	2.14%
Beechworth	162	55	33.95%	1.82%	45	25	15.43%	0.00%	24	151	33	0.00%	20	0.00%
Dhurringile	214	112	52.34%	0.00%	98	35	16.36%	2.86%	35	234	100	2.00%	31	0.00%
Langi Kal Kal	395	40	10.13%	0.00%	33	52	13.16%	0.00%	42	373	55	0.00%	46	0.00%
Tarrengower	70	0	0.00%	0.00%	10	15	21.43%	0.00%	11	72	0	0.00%	12	0.00%
JLTC	21	3	14.29%	0.00%	2	5	23.81%	0.00%	4	21	2	0.00%	4	0.00%
	8,183	1,663				1,056				8,199	1,737		817	

Drugs Identified Through Drug Testing

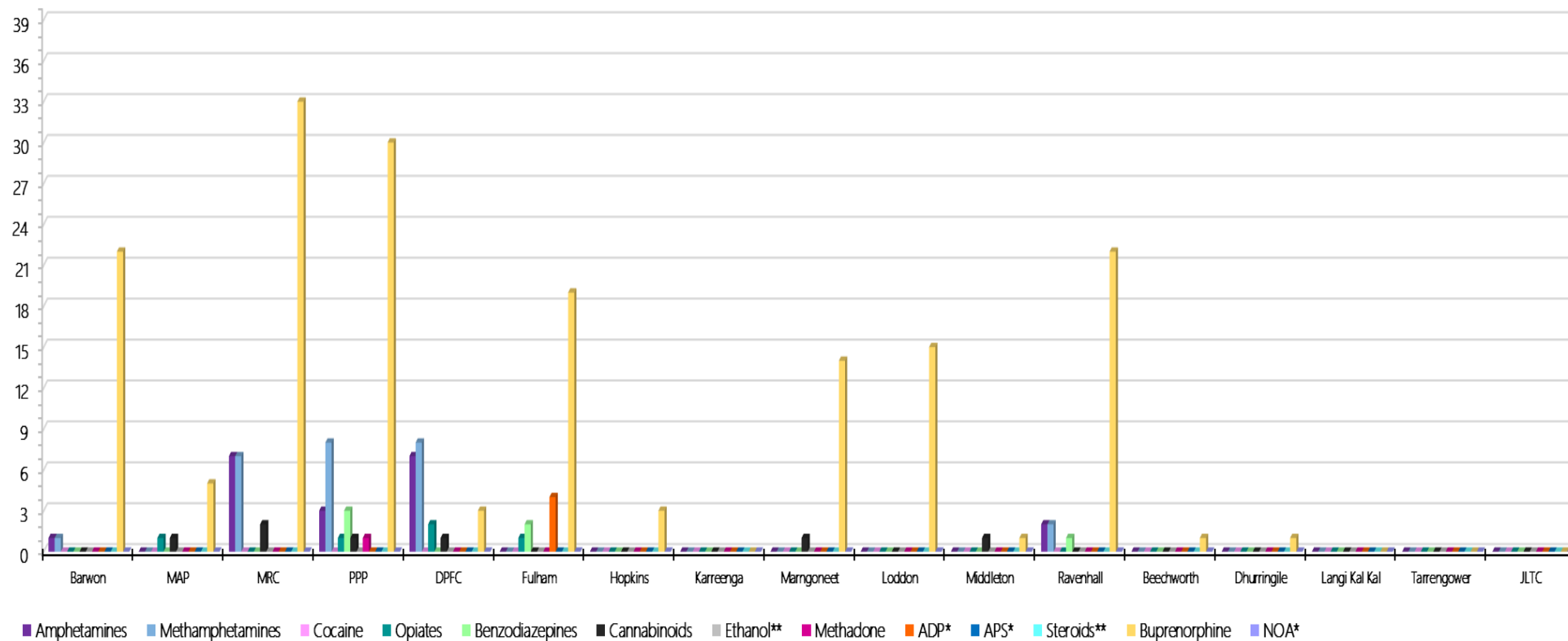
Positive Drug Test Results by Drug Type per Prison Location – April 2019

Apr-19	Amphetamines	Methamphetamine	Cocaine	Opiates	Benzodiazepines	Cannabinoids	Ethanol**	Methadone	ADP*	APS*	Steroids**	Buprenorphine	NOA*	Total
Barwon	1	1	0	0	0	0	0	0	0	0	0	22	0	24
MAP	0	0	0	1	0	1	0	0	0	0	0	5	0	7
MRC	7	7	0	0	0	2	0	0	0	0	0	33	0	49
PPP	3	8	0	1	3	1	0	1	0	0	0	30	0	47
DPFC	7	8	0	2	0	1	0	0	0	0	0	3	0	21
Fulham	0	0	0	1	2	0	0	0	4	0	0	19	0	26
Hopkins	0	0	0	0	0	0	0	0	0	0	0	3	0	3
Karreenga	0	0	0	0	0	0	0	0	0	0	0	0	0	0
Marrngoneet	0	0	0	0	0	1	0	0	0	0	0	14	0	15
Loddon	0	0	0	0	0	0	0	0	0	0	0	15	0	15
Middleton	0	0	0	0	0	1	0	0	0	0	0	1	0	2
Ravenhall	2	2	0	0	1	0	0	0	0	0	0	22	0	27
Beechworth	0	0	0	0	0	0	0	0	0	0	0	1	0	1
Dhurringile	0	0	0	0	0	0	0	0	0	0	0	1	0	1
Langi Kal Kal	0	0	0	0	0	0	0	0	0	0	0	0	0	0
Tarngower	0	0	0	0	0	0	0	0	0	0	0	0	0	0
JLTC	0	0	0	0	0	0	0	0	0	0	0	0	0	0
Total	20	26	0	5	6	7	0	1	4	0	0	169	0	238
%	8.40	10.92	0.00	2.10	2.52	2.94	0.00	0.42	1.68	0.00	0.00	71.01	0.00	100.00
<i>PM Total</i>	<i>18</i>	<i>23</i>	<i>0</i>	<i>4</i>	<i>8</i>	<i>1</i>	<i>0</i>	<i>3</i>	<i>5</i>	<i>1</i>	<i>0</i>	<i>192</i>	<i>0</i>	<i>255</i>
<i>PM %</i>	<i>7.06</i>	<i>9.02</i>	<i>0.00</i>	<i>1.57</i>	<i>3.14</i>	<i>0.39</i>	<i>0.00</i>	<i>1.18</i>	<i>1.96</i>	<i>0.39</i>	<i>0.00</i>	<i>75.29</i>	<i>0.00</i>	<i>100.00</i>

ADP, APS* & NOA* medication only included on standard testing panel for particular private prisons – remaining prisons can request inclusion
Ethanol** & Steroids** – tested upon request*

Graph of Positive Drug Test Results: Drug Type by Prison – April 2019

Positive Urinalysis Results By Drug Type Per Prison Location: April 19



ADP*, APS* & NOA* medication only included on standard testing panel for particular private prisons – remaining prisons can request inclusion
Ethanol** & Steroids** – tested upon request

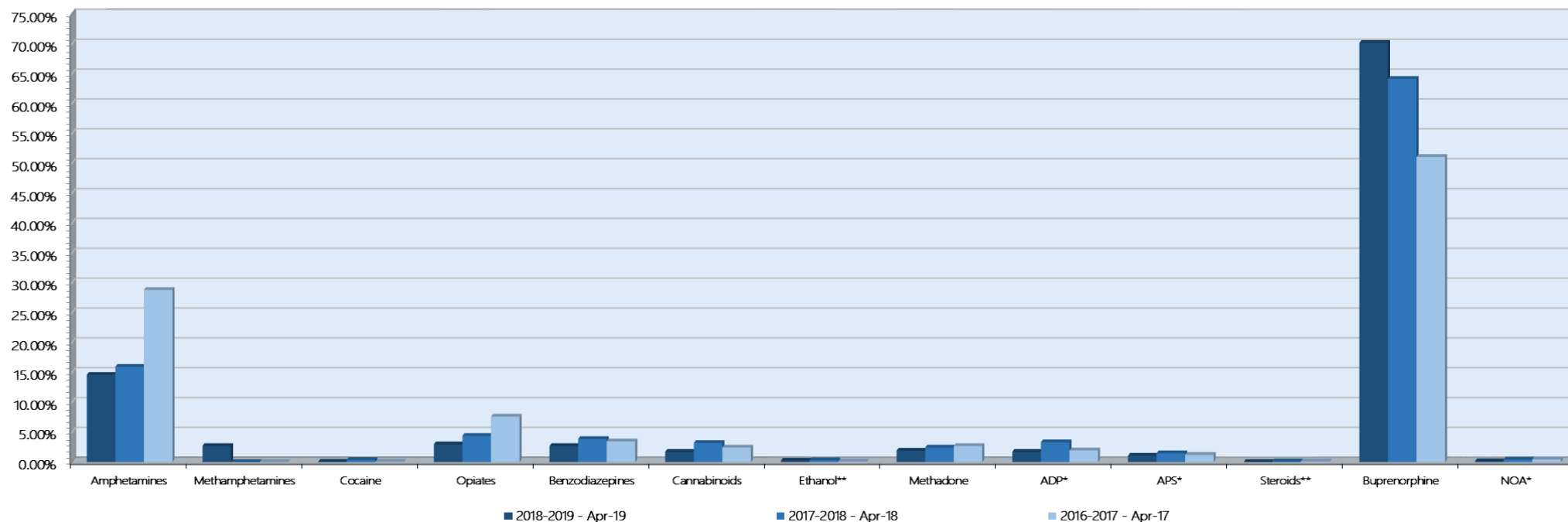
Drugs Identified Through Drug Testing Current Financial Year and Previous Financial Years

Positive by Drug Type	Amphetamines	Methamphetamines	Cocaine	Opiates	Benzodiazepines	Cannabinoids	Ethanol**	Methadone	ADP*	APS*	Steroids**	Buprenorphine	NOA*	Total
2018-2019 - Apr-19	314	58	1	64	58	37	5	41	37	23	0	1510	3	2151
2017-2018 - Apr-18	269	Not recorded	6	74	65	54	5	41	56	25	2	1082	7	1686
2016-2017 - Apr-17	590	Not recorded	1	156	71	50	2	55	40	25	2	1046	9	2047

% Positive by Drug Type	Amphetamines	Methamphetamines	Cocaine	Opiates	Benzodiazepines	Cannabinoids	Ethanol**	Methadone	ADP*	APS*	Steroids**	Buprenorphine	NOA*	Total
2018-2019 - Apr-19	14.60%	2.70%	0.05%	2.98%	2.70%	1.72%	0.23%	1.91%	1.72%	1.07%	0.00%	70.20%	0.14%	100.00%
2017-2018 - Apr-18	15.95%	0.00%	0.36%	4.39%	3.86%	3.20%	0.30%	2.43%	3.32%	1.48%	0.12%	64.18%	0.42%	100.00%
2016-2017 - Apr-17	28.82%	0.00%	0.05%	7.62%	3.47%	2.44%	0.10%	2.69%	1.95%	1.22%	0.10%	51.10%	0.44%	100.00%

ADP, APS* & NOA* medication only included on standard testing panel for particular private prisons – remaining prisons can request inclusion
Ethanol** & Steroids** – tested upon request*

Drugs Identified Through Drug Testing
Year to Date Comparison - Current Financial Year And Previous Financial Years



Drugs Identified Through Testing

Breakdown of Amphetamine & Opiate Drug Groups by Metabolite – 2018-2019

	Jul-18		Aug-18		Sep-18		Oct-18		Nov-18		Dec-18		Jan-19		Feb-19		Mar-19		Apr-19		May-19		Jun-19		2018-2019	
	Amphet	Meth	Amphet	Meth	Amphet	Meth	Amphet	Meth	Amphet	Meth	Amphet	Meth	Amphet	Meth	Amphet	Meth	Amphet	Meth	Amphet	Meth	Amphet	Meth	Amphet	Meth	Amphet	Meth
Barwon	0	2	0	0	0	5	0	0	0	1	0	2	0	0	0	0	0	0	0	2					0	13
MAP	0	2	0	0	0	2	0	4	0	3	0	1	0	3	0	3	0	0	0	0					0	18
MRC	0	7	0	11	0	7	0	7	0	10	0	6	0	7	0	6	0	7	0	7					0	75
PPP	0	4	0	4	0	5	0	4	0	7	0	9	0	0	0	1	0	5	0	8					0	47
DPFC	0	9	0	2	0	1	1	17	0	9	0	5	0	15	0	6	0	3	0	8					1	75
Fulham	0	2	0	3	0	3	0	3	0	3	0	1	0	1	0	1	0	0	0	0					0	17
Hopkins	0	0	0	0	0	1	0	0	0	0	0	0	0	0	0	0	0	0	0	0					0	1
Karreenga	0	0	0	0	0	0	0	0	0	0	0	0	0	0	0	0	0	0	0	0					0	0
Marmgoneet	0	1	0	1	0	0	0	0	0	0	0	1	0	0	0	4	0	0	0	0					0	7
Loddon	1	1	0	0	0	5	0	1	0	0	0	1	0	1	0	0	0	0	0	0					1	9
Middleton	0	0	0	0	0	0	0	0	0	0	0	0	0	0	0	0	0	0	0	0					0	0
Ravenhall	0	8	0	9	0	9	0	1	0	3	0	2	0	7	0	8	0	6	0	2					0	55
Beechworth	0	0	0	0	0	0	0	0	0	0	0	0	0	0	0	0	0	0	0	0					0	0
Dhurringile	0	1	0	0	0	0	0	0	0	0	0	0	0	0	5	0	1	0	0	0					0	7
Langi Kal Kal	0	0	0	0	0	0	0	0	0	0	0	0	0	0	0	0	0	0	0	0					0	0
Tarrengower	0	0	0	0	0	0	0	0	0	0	0	0	0	0	0	0	0	0	0	0					0	0
JLTC	0	0	0	0	0	0	0	0	0	0	0	0	0	0	0	0	0	0	0	0					0	0
Total	1	37	0	30	0	38	1	37	0	36	0	28	0	34	0	35	0	22	0	27	0	0	0	0	2	324

	Jul-18		Aug-18		Sep-18		Oct-18		Nov-18		Dec-18		Jan-19		Feb-19		Mar-19		Apr-19		May-19		Jun-19		2018-2019	
	Heroin	Morph	Heroin	Morph	Heroin	Morph	Heroin	Morph	Heroin	Morph	Heroin	Morph	Heroin	Morph	Heroin	Morph	Heroin	Morph	Heroin	Morph	Heroin	Morph	Heroin	Morph	Heroin	Morph
Barwon	0	0	1	1	0	0	0	0	0	0	0	0	0	0	0	0	0	0	0	0					1	1
MAP	0	0	0	1	0	0	0	0	0	1	0	1	0	0	0	0	0	0	0	0					0	3
MRC	0	1	0	0	0	0	0	0	0	0	1	0	2	0	0	0	0	0	0	0					0	4
PPP	0	0	0	0	0	0	3	3	0	0	0	0	0	0	1	0	0	0	0	0					3	4
DPFC	0	4	0	0	0	0	1	8	3	1	0	2	0	0	0	0	0	0	0	0					4	15
Fulham	0	0	0	0	0	0	0	0	0	0	0	1	0	0	0	1	0	0	0	1					0	3
Hopkins	0	0	0	0	0	0	0	0	0	0	0	0	0	0	0	0	0	0	0	0					0	0
Karreenga	0	0	0	0	0	0	0	0	0	0	0	0	0	0	0	0	0	0	0	0					0	0
Marmgoneet	0	0	0	0	0	0	0	0	0	0	0	0	0	0	0	0	0	0	0	0					0	0
Loddon	0	0	0	0	0	0	0	0	0	0	0	0	0	0	0	0	0	0	0	0					0	0
Middleton	0	0	0	0	0	0	0	0	0	0	0	0	0	0	0	0	0	0	0	0					0	0
Ravenhall	0	0	0	0	0	0	0	0	0	0	0	0	1	0	1	0	1	0	0	0					0	3
Beechworth	0	0	0	0	0	0	0	0	0	0	0	0	0	0	0	0	0	0	0	0					0	0
Dhurringile	0	0	0	0	0	0	0	0	0	0	0	0	0	0	0	0	0	0	0	0					0	0
Langi Kal Kal	0	0	0	0	0	0	0	0	0	0	0	0	0	0	0	0	0	0	0	0					0	0
Tarrengower	0	0	0	0	0	0	0	0	0	0	0	0	0	0	0	0	0	0	0	0					0	0
JLTC	0	0	0	0	0	0	0	0	0	0	0	0	0	0	0	0	0	0	0	0					0	0
Total	0	5	1	2	0	0	4	11	3	2	0	5	0	3	0	3	0	1	0	1	0	0	0	0	8	33

April data retrieved 15 May 2019. Results prepared in conjunction with Dorevitch pathology and in accordance with Australian testing methodology.

*Drugs Identified Through Testing
Positive by Location – YTD 2018-2019*

YTD 18-19: Apr-19	<i>Amphetamine</i>	<i>Methamphetamine</i>	<i>Cocaine</i>	<i>Opiates</i>	<i>Benzodiazepines</i>	<i>Cannabinoids</i>	<i>Ethanol **</i>	<i>Methadone</i>	<i>ADP*</i>	<i>APS*</i>	<i>Steroids**</i>	<i>Buprenorphine</i>	<i>NOA *</i>	<i>Total</i>
Barwon	12	1	1	3	0	0	0	1	0	0	0	165	0	183
MAP	18	1	0	6	7	6	0	0	0	0	0	40	0	78
MRC	74	16	0	4	4	4	0	1	0	0	0	258	0	361
PPP	38	13	0	19	8	3	0	26	0	0	0	274	0	381
DPFC	74	11	0	22	16	5	0	7	9	4	0	56	2	206
Fulham	17	0	0	4	7	1	0	3	27	18	0	124	1	202
Hopkins	1	0	0	0	0	0	0	1	0	0	0	32	0	34
Karreenga	0	0	0	1	1	0	3	1	0	0	0	46	0	52
Marngoneet	6	1	0	1	2	5	2	0	0	0	0	187	0	204
Loddon	12	1	0	0	0	1	0	1	0	0	0	108	0	123
Middleton	0	0	0	0	6	1	0	0	0	0	0	14	0	21
Ravenhall	55	8	0	3	4	6	0	0	1	1	0	183	0	261
Beechworth	0	0	0	1	0	0	0	0	0	0	0	6	0	7
Dhurringile	7	6	0	0	2	5	0	0	0	0	0	17	0	37
Langi Kal Kal	0	0	0	0	1	0	0	0	0	0	0	0	0	1
Tarrengower	0	0	0	0	0	0	0	0	0	0	0	0	0	0
JLTC	0	0	0	0	0	0	0	0	0	0	0	0	0	0
Current YTD Total	314	58	1	64	58	37	5	41	37	23	0	1510	3	2151
% Positive	14.60	2.70	0.05	2.98	2.70	1.72	0.23	1.91	1.72	1.07	0.00	70.20	0.14	100.00
<i>Previous YTD Total</i>	<i>249</i>	<i>0</i>	<i>6</i>	<i>69</i>	<i>61</i>	<i>48</i>	<i>6</i>	<i>42</i>	<i>55</i>	<i>22</i>	<i>0</i>	<i>1,030</i>	<i>7</i>	<i>1,595</i>
<i>% Positive</i>	<i>15.37</i>	<i>1.67</i>	<i>0.05</i>	<i>3.08</i>	<i>2.72</i>	<i>1.57</i>	<i>0.26</i>	<i>2.09</i>	<i>1.73</i>	<i>1.20</i>	<i>0.00</i>	<i>70.10</i>	<i>0.16</i>	<i>100.00</i>

*Drugs Identified Through Testing:
Percentage Positive by Location – YTD 2018-2019*

Drug Type Percentage Positive by Location - 2018-2019														
Apr-19	Amphetamines	Methamphetamine	Cocaine	Opiates	Benzodiazepines	Cannabinoids	Ethanol**	Methadone	ADP*	APS*	Steroids**	Buprenorphine	NOA*	% of Total
Barwon	3.82%	1.72%	100.00%	4.69%	0.00%	0.00%	0.00%	2.44%	0.00%	0.00%	0.00%	10.93%	0.00%	8.51%
MAP	5.73%	1.72%	0.00%	9.38%	12.07%	16.22%	0.00%	0.00%	0.00%	0.00%	0.00%	2.65%	0.00%	3.63%
MRC	23.57%	27.59%	0.00%	6.25%	6.90%	10.81%	0.00%	2.44%	0.00%	0.00%	0.00%	17.09%	0.00%	16.78%
PPP	12.10%	22.41%	0.00%	29.69%	13.79%	8.11%	0.00%	63.41%	0.00%	0.00%	0.00%	18.15%	0.00%	17.71%
DPFC	23.57%	18.97%	0.00%	34.38%	27.59%	13.51%	0.00%	17.07%	24.32%	17.39%	0.00%	3.71%	66.67%	9.58%
Fulham	5.41%	0.00%	0.00%	6.25%	12.07%	2.70%	0.00%	7.32%	72.97%	78.26%	0.00%	8.21%	33.33%	9.39%
Hopkins	0.32%	0.00%	0.00%	0.00%	0.00%	0.00%	0.00%	2.44%	0.00%	0.00%	0.00%	2.12%	0.00%	1.58%
Karreenga	0.00%	0.00%	0.00%	1.56%	1.72%	0.00%	60.00%	2.44%	0.00%	0.00%	0.00%	3.05%	0.00%	2.42%
Marngoneet	1.91%	1.72%	0.00%	1.56%	3.45%	13.51%	40.00%	0.00%	0.00%	0.00%	0.00%	12.38%	0.00%	9.48%
Loddon	3.82%	1.72%	0.00%	0.00%	0.00%	2.70%	0.00%	2.44%	0.00%	0.00%	0.00%	7.15%	0.00%	5.72%
Middleton	0.00%	0.00%	0.00%	0.00%	10.34%	2.70%	0.00%	0.00%	0.00%	0.00%	0.00%	0.93%	0.00%	0.98%
Ravenhall	17.52%	13.79%	0.00%	4.69%	6.90%	16.22%	0.00%	0.00%	2.70%	4.35%	0.00%	12.12%	0.00%	12.13%
Beechworth	0.00%	0.00%	0.00%	1.56%	0.00%	0.00%	0.00%	0.00%	0.00%	0.00%	0.00%	0.40%	0.00%	0.33%
Dhurringile	2.23%	10.34%	0.00%	0.00%	3.45%	13.51%	0.00%	0.00%	0.00%	0.00%	0.00%	1.13%	0.00%	1.72%
Langi Kal Kal	0.00%	0.00%	0.00%	0.00%	1.72%	0.00%	0.00%	0.00%	0.00%	0.00%	0.00%	0.00%	0.00%	0.05%
Tarngower	0.00%	0.00%	0.00%	0.00%	0.00%	0.00%	0.00%	0.00%	0.00%	0.00%	0.00%	0.00%	0.00%	0.00%
JLTC	0.00%	0.00%	0.00%	0.00%	0.00%	0.00%	0.00%	0.00%	0.00%	0.00%	0.00%	0.00%	0.00%	0.00%
All Prisons YTD	314	58	1	64	58	37	5	41	37	23	0	1510	3	2151
% Positive	14.60%	2.70%	0.05%	2.98%	2.70%	1.72%	0.23%	1.91%	1.72%	1.07%	0.00%	70.20%	0.14%	100.00%

Drugs Identified Through Drug Testing Positive by Location – 2017-2018

Drug Type Percentage Positive by Location - 2017-2018													
2017-2018	Amphetamines	Cocaine	Opiates	Benzodiazepines	Cannabinoids	Ethanol**	Methadone	ADP*	APS*	Steroids**	Buprenorphine	NOA*	% of Total
Barwon	11.88%	0.00%	9.41%	1.28%	1.82%	0.00%	16.33%	9.09%	10.00%	0.00%	19.87%	0.00%	15.96%
MAP	10.94%	0.00%	3.53%	8.97%	7.27%	0.00%	2.04%	0.00%	0.00%	0.00%	3.20%	0.00%	4.63%
MRC	10.31%	16.67%	4.71%	14.10%	18.18%	0.00%	0.00%	0.00%	0.00%	0.00%	10.34%	0.00%	9.62%
PPP	11.88%	16.67%	25.88%	14.10%	3.64%	0.00%	30.61%	10.61%	13.33%	0.00%	25.86%	44.44%	21.79%
DPFC	23.44%	66.67%	28.24%	24.36%	3.64%	0.00%	10.20%	6.06%	3.33%	0.00%	1.56%	0.00%	7.96%
Fulham	14.38%	0.00%	4.71%	8.97%	9.09%	28.57%	34.69%	74.24%	73.33%	0.00%	11.25%	55.56%	15.29%
Hopkins	0.00%	0.00%	0.00%	0.00%	7.27%	0.00%	0.00%	0.00%	0.00%	0.00%	2.22%	0.00%	1.61%
Karreenga	0.31%	0.00%	0.00%	3.85%	5.45%	28.57%	2.04%	0.00%	0.00%	0.00%	0.33%	0.00%	0.73%
Marngoneet	5.31%	0.00%	7.06%	1.28%	5.45%	14.29%	0.00%	0.00%	0.00%	0.00%	12.07%	0.00%	9.10%
Loddon	3.75%	0.00%	8.24%	1.28%	5.45%	0.00%	4.08%	0.00%	0.00%	0.00%	6.16%	0.00%	5.20%
Middleton	0.31%	0.00%	0.00%	5.13%	3.64%	0.00%	0.00%	0.00%	0.00%	0.00%	1.31%	0.00%	1.20%
Ravenhall	2.81%	0.00%	1.18%	6.41%	0.00%	28.57%	0.00%	0.00%	0.00%	0.00%	3.86%	0.00%	3.33%
Beechworth	0.94%	0.00%	2.35%	0.00%	1.82%	0.00%	0.00%	0.00%	0.00%	0.00%	0.08%	0.00%	0.36%
Dhurringile	3.13%	0.00%	2.35%	6.41%	25.45%	0.00%	0.00%	0.00%	0.00%	0.00%	1.72%	0.00%	2.70%
Langi Kal Kal	0.63%	0.00%	0.00%	0.00%	0.00%	0.00%	0.00%	0.00%	0.00%	0.00%	0.16%	0.00%	0.21%
Tarngower	0.00%	0.00%	0.00%	3.85%	1.82%	0.00%	0.00%	0.00%	0.00%	0.00%	0.00%	0.00%	0.21%
JLTC	0.00%	0.00%	2.35%	0.00%	0.00%	0.00%	0.00%	0.00%	0.00%	0.00%	0.00%	0.00%	0.10%
All Prisons YTD	320	6	85	78	55	7	49	66	30	0	1218	9	1923
% Positive	16.64	0.31	4.42	4.06	2.86	0.36	2.55	3.43	1.56	0.00	63.34	0.47	100.00

Seizures of Contraband by Item Type Visitors – April 2019

Visitors	GVM		Powder & Crystal		Synthetic (Suspected)		Prescription Medication		Buprenorphine		Alcohol & Home Brew		Syringes & Needles		Smoking Paraphernalia		Edged Weapons		Electronic Devices		Tools		Other		
	Apr19	Finds	Gms	Finds	Gms	Finds	Gms	Finds	Qty	Finds	Qty	Finds	Ltrs	Finds	Qty	Finds	Qty	Finds	Qty	Finds	Qty	Finds	Qty	Finds	Qty
Barwon	0	0	0.00	0	0.00	0	0.00	0	0.00	0	0.00	0	0.000	0	0	0	0	0	0	0	0	0	0	0	0
MAP	0	0	0.00	0	0.00	0	0.00	0	0.00	0	0.00	0	0.000	0	0	0	0	0	0	0	0	0	0	0	0
MRC	0	0	0.00	0	0.00	0	0.00	0	0.00	0	0.00	0	0.000	0	0	1	2	0	0	0	0	1	7	1	1
PPP	0	0	0.00	0	0.00	0	0.00	0	0.00	0	0.00	0	0.000	0	0	0	0	1	1	0	0	0	0	0	0
DPFC	0	0	0.00	0	0.00	0	0.00	0	0.00	0	0.00	0	0.000	0	0	0	0	0	0	0	0	0	0	0	0
Fulham	0	0	0.00	0	0.00	0	0.00	0	0.00	0	0.00	0	0.000	1	1	0	0	0	0	0	0	0	0	0	0
Hopkins	0	0	0.00	1	2.10	0	0.00	0	0.00	0	0.00	0	0.000	0	0	0	0	0	0	0	0	0	0	0	0
Karreenga	0	0	0.00	0	0.00	0	0.00	0	0.00	0	0.00	0	0.000	0	0	0	0	0	0	0	0	0	0	0	0
Marngoneet	0	0	0.00	0	0.00	0	0.00	0	0.00	0	0.00	0	0.000	0	0	0	0	0	0	0	0	0	0	0	0
Loddon	0	0	0.00	0	0.00	0	0.00	0	0.00	0	0.00	0	0.000	0	0	0	0	0	0	0	0	0	0	0	0
Middleton	0	0	0.00	0	0.00	0	0.00	0	0.00	0	0.00	0	0.000	0	0	0	0	0	0	0	0	0	0	0	0
Ravenhall	1	1	12.81	1	1.00	0	0.00	0	0.00	2	16.00	0	0.000	1	10	3	14	1	2	0	0	0	0	0	0
Beechworth	0	0	0.00	0	0.00	0	0.00	0	0.00	0	0.00	0	0.000	0	0	0	0	0	0	0	0	0	0	0	0
Dhurringile	0	0	0.00	0	0.00	0	0.00	0	0.00	0	0.00	0	0.000	0	0	0	0	0	0	0	0	0	0	0	0
Langi Kal Kal	0	0	0.00	0	0.00	0	0.00	0	0.00	0	0.00	0	0.000	0	0	0	0	0	0	0	0	0	0	0	0
Tarengower	0	0	0.00	0	0.00	0	0.00	0	0.00	0	0.00	0	0.000	0	0	0	0	0	0	0	0	0	0	0	0
JLTC	0	0	0.00	0	0.00	0	0.00	0	0.00	0	0.00	0	0.000	0	0	0	0	0	0	0	0	0	0	0	0
<i>Current Month</i>	1	1	12.81	2	3.10	0	0.00	0	0.00	2	16.00	0	0.000	2	11.00	4	16	2	3	0	0	1	7	1	1
<i>Previous Month</i>	2	2	2.20	10	9.81	0	0.00	5	22.00	3	101.00	0	0.000	1	2.00	14	73	1	1	0	0	2	2	9	34

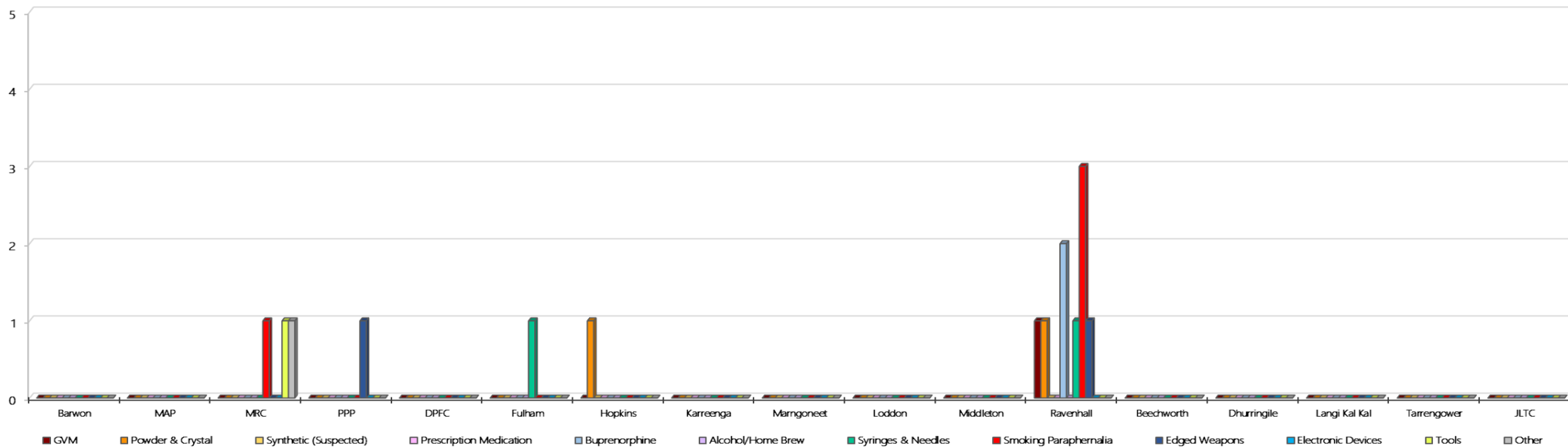
Seizures of Contraband: Visitors – YTD 2018-2019: April 2019

Visitors	GVM		Powder & Crystal		Synthetic (Suspected)		Prescription Medication		Buprenorphine		Alcohol & Home Brew		Syringes & Needles		Smoking Paraphernalia		Edged Weapons		Electronic Devices		Tools		Other	
	Finds	Gms	Finds	Gms	Finds	Gms	Finds	Qty	Finds	Qty	Finds	Ltrs	Finds	Qty	Finds	Qty	Finds	Qty	Finds	Qty	Finds	Qty	Finds	Qty
Barwon	0	0.00	5	12.60	0	0.00	5	22.00	2	42.00	0	0.000	0	0	3	13	0	0	0	0	0	0	1	4
MAP	0	0.00	0	0.00	0	0.00	2	12.00	0	0.00	0	0.000	0	0	0	0	0	0	0	0	0	0	0	0
MRC	3	3.20	11	26.50	0	0.00	2	2.00	3	56.10	0	0.000	2	9	10	15	2	2	2	3	6	15	11	21
PPP	9	9.36	9	21.87	0	0.00	1	1.00	5	209.00	0	0.000	4	6	10	69	3	3	0	0	0	0	10	12
DPFC	2	2.00	1	13.10	0	0.00	0	0.00	0	0.00	0	0.000	1	1	1	1	0	0	1	1	0	0	0	0
Fulham	0	0.00	1	0.01	0	0.00	2	4.00	1	2.00	1	1.500	8	68	15	18	4	4	0	0	3	3	17	108
Hopkins	1	1.00	4	4.00	0	0.00	2	21.00	0	0.00	0	0.000	1	5	1	1	0	0	0	0	1	1	9	159
Karreenga	0	0.00	0	0.00	0	0.00	0	0.00	0	0.00	0	0.000	0	0	1	1	0	0	0	0	0	0	0	0
Marngoneet	1	10.00	0	0.00	0	0.00	1	5.00	1	70.00	0	0.000	1	1	3	8	0	0	1	2	0	0	1	1
Loddon	3	7.20	1	1.00	0	0.00	1	3.50	4	68.00	1	12.000	0	0	3	6	1	1	1	2	0	0	0	0
Middleton	1	1.00	1	2.50	0	0.00	0	0.00	0	0.00	0	0.000	0	0	2	3	1	2	1	1	0	0	0	0
Ravenhall	5	16.31	4	28.41	0	0.00	1	11.00	4	22.00	0	0.000	3	13	15	58	4	5	1	1	0	0	4	4
Beechworth	0	0.00	0	0.00	0	0.00	0	0.00	0	0.00	0	0.000	0	0	1	1	0	0	0	0	0	0	0	0
Dhurringile	1	1.00	2	2.60	1	8.70	0	0.00	0	0.00	1	0.700	2	4	5	8	1	1	0	0	0	0	2	5
Langi Kal Kal	0	0.00	0	0.00	0	0.00	0	0.00	0	0.00	0	0.000	0	0	0	0	0	0	0	0	0	0	0	0
Tarrengower	0	0.00	0	0.00	0	0.00	0	0.00	0	0.00	0	0.000	0	0	0	0	0	0	0	0	0	0	0	0
JLTC	0	0.00	0	0.00	0	0.00	0	0.00	0	0.00	0	0.000	0	0	0	0	0	0	0	0	0	0	0	0
YTD: Apr-19	26	51.07	39	112.59	1	8.70	17	81.50	20	469.10	3	14.200	22	107	70	202	16	18	7	10	10	19	55	314
YTD: Apr-18	21	217.82	17	28.42	2	1.54	15	48.50	11	523.00	2	2.490	13	82	65	164	9	16	7	8	1	1	30	180

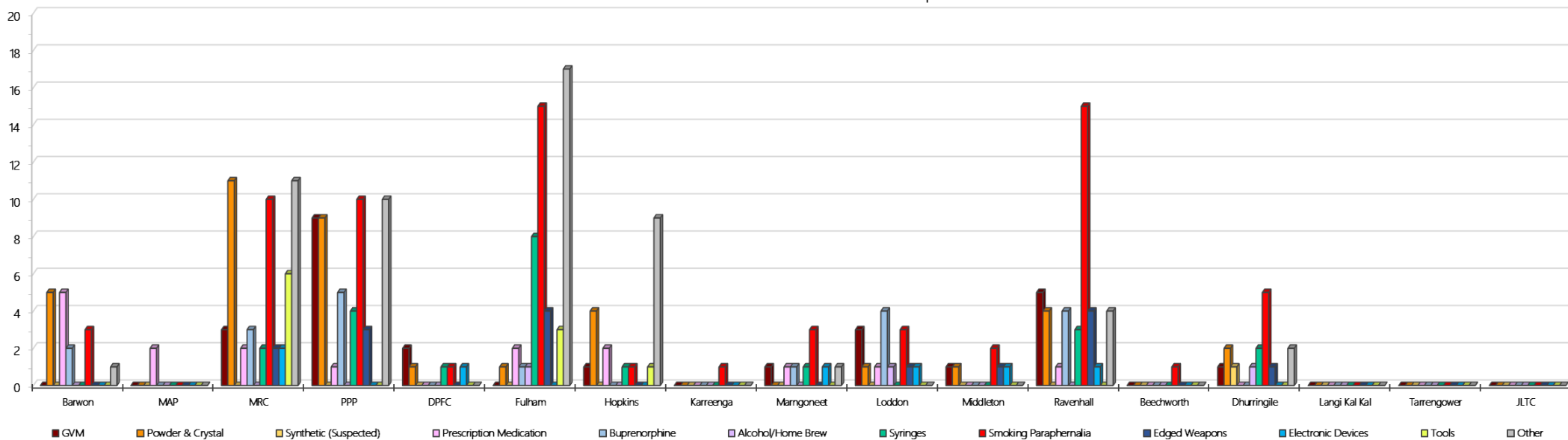
Note: 2017-2018 - PPP seizure figures were unavailable from November 2017 to April 2018 (inclusive) due to system disruption

Graphs of Seizures of Contraband: Visitors – YTD 2018-2019: April 2019

Visitor Seizure Find Count - April 2019



Visitor Seizure Find Count - YTD 2018-2019: April 2019



Seizures of Contraband: Prisoners – April 2019

Prisoners	GVM		Powder & Crystal		Synthetic (Suspected)		Prescription Medication		Buprenorphine		Alcohol & Home Brew		Syringes & Needles		Smoking Paraphernalia		Edged Weapons		Electronic Devices		Tools		Other	
	Apr-19	Finds	Gms	Finds	Gms	Finds	Gms	Finds	Qty	Finds	Qty	Finds	Ltrs	Finds	Qty	Finds	Qty	Finds	Qty	Finds	Qty	Finds	Qty	Finds
Barwon	0	0.00	1	0.01	0	0.00	7	20.00	7	7.70	1	4.500	1	1	5	10	8	11	2	2	3	6	7	8
MAP	1	0.20	1	3.20	1	1.00	2	9.00	3	5.30	0	0.000	0	0	2	2	1	1	0	0	0	0	0	0
MRC	0	0.00	0	0.00	0	0.00	8	14.00	17	11.70	3	3.000	5	5	14	23	9	12	0	0	13	33	21	37
PPP	1	0.07	1	1.00	0	0.00	15	46.00	7	32.60	2	3.000	5	6	1	3	13	16	3	4	0	0	7	7
DPFC	0	0.00	4	14.20	0	0.00	5	4.25	1	0.50	1	2.000	3	5	2	2	0	0	0	0	1	1	0	0
Fulham	1	0.01	0	0.00	0	0.00	4	7.00	11	156.30	8	2.000	2	2	12	22	3	3	2	11	8	15	10	13
Hopkins	0	0.00	0	0.00	0	0.00	3	4.00	1	4.00	1	2.000	2	2	2	7	2	6	0	0	0	0	1	2
Karreenga	0	0.00	0	0.00	0	0.00	5	12.50	3	0.70	1	10.000	3	3	0	0	1	1	1	1	0	0	2	2
Mamgoneet	0	0.00	0	0.00	0	0.00	8	7.25	5	3.50	3	15.000	0	0	6	88	3	4	0	0	0	0	11	19
Loddon	0	0.00	0	0.00	0	0.00	2	51.00	4	1.80	3	9.000	0	0	5	14	3	3	1	1	1	1	0	0
Middleton	0	0.00	0	0.00	0	0.00	0	0.00	1	1.10	0	0.000	0	0	0	0	0	0	0	0	0	0	0	0
Ravenhall	0	0.00	1	0.10	0	0.00	14	39.00	9	22.00	3	4.000	3	3	5	5	7	22	0	0	3	7	3	3
Beechworth	0	0.00	0	0.00	0	0.00	0	0.00	0	0.00	0	0.000	0	0	1	5	0	0	0	0	1	1	0	0
Dhurringile	1	30.00	0	0.00	0	0.00	0	0.00	0	0.00	0	0.000	0	0	7	11	0	0	0	0	1	1	1	7
Langi Kal Kal	0	0.00	0	0.00	0	0.00	0	0.00	0	0.00	0	0.000	0	0	0	0	0	0	0	0	1	1	1	1
Tarrengower	0	0.00	0	0.00	0	0.00	0	0.00	0	0.00	0	0.000	0	0	0	0	1	2	0	0	0	0	1	1
JLTC	0	0.00	0	0.00	0	0.00	0	0.00	0	0.00	0	0.000	0	0	0	0	0	0	2	4	0	0	0	0
Current Month	4	30.28	8	18.51	1	1.00	73	214.00	69	247.20	26	54.500	24	27	62	192	51	81	11	23	32	66	65	100
<i>Previous Month</i>	3	4.00	11	14.61	1	2.00	70	247.95	64	113.30	30	98.550	16	18	84	228	62	85	14	24	27	62	78	116

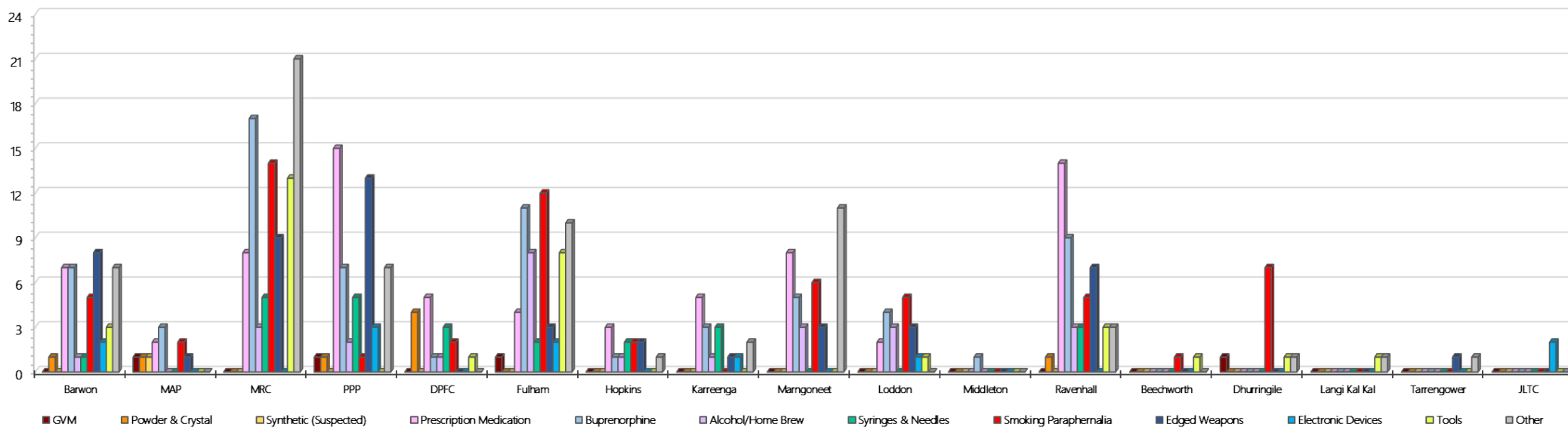
Seizures of Contraband: Prisoners – YTD 2018-2019: April 2019

Prisoners	GVM		Powder & Crystal		Synthetic (Suspected)		Prescription Medication		Buprenorphine		Alcohol & Home Brew		Syringes & Needles		Smoking Paraphernalia		Edged Weapons		Electronic Devices		Tools		Other	
	Finds	Gms	Finds	Gms	Finds	Gms	Finds	Qty	Finds	Qty	Finds	Ltrs	Finds	Qty	Finds	Qty	Finds	Qty	Finds	Qty	Finds	Qty	Finds	Qty
Barwon	1	1.10	14	10.53	0	0.00	53	133.75	74	168.60	32	100.600	19	23	23	32	71	106	8	18	20	42	60	75
MAP	11	18.54	21	34.93	2	2.00	40	96.00	22	33.20	1	0.200	10	39	22	41	8	13	6	6	7	8	11	19
MRC	2	2.80	30	42.15	3	13.50	140	363.25	125	147.00	51	70.000	33	38	205	418	138	186	11	12	202	471	223	532
PPP	5	3.50	9	10.78	0	0.00	132	409.50	108	176.00	17	98.300	61	71	56	109	130	149	6	7	38	54	85	122
DPFC	4	1.12	20	66.72	0	0.00	40	186.50	8	54.90	14	25.900	24	44	26	31	3	3	5	5	8	9	14	36
Fulham	2	1.01	6	8.56	0	0.00	95	158.50	36	245.00	51	80.050	18	22	291	568	40	55	21	69	71	124	159	448
Hopkins	8	9.20	9	8.79	0	0.00	26	45.25	10	12.70	5	9.250	11	11	24	38	27	34	4	6	6	8	32	171
Karreenga	0	0.00	0	0.00	0	0.00	29	234.10	10	8.30	5	33.250	10	12	16	47	12	16	3	12	4	4	22	40
Marngoneet	2	5.59	5	3.50	2	4.00	65	107.60	69	367.15	22	126.800	6	6	29	143	30	36	5	8	4	4	61	88
Loddon	1	2.20	3	0.70	0	0.00	10	113.00	38	73.10	15	53.500	4	4	31	90	20	21	9	12	18	24	14	27
Middleton	1	68.90	4	220.30	0	0.00	5	86.00	4	54.10	1	1.000	2	2	13	612	4	6	11	13	8	10	5	6
Ravenhall	0	0.00	4	1.40	0	0.00	126	1011.50	72	107.90	38	79.820	33	34	76	120	78	141	4	4	32	66	10	10
Beechworth	0	0.00	1	3.18	0	0.00	4	6.00	1	19.00	1	0.700	0	0	17	93	1	2	6	9	7	11	2	2
Dhurringile	9	102.00	2	0.60	0	0.00	5	8.50	3	4.70	0	0.000	2	2	74	219	5	9	9	12	18	29	16	23
Langi Kal Kal	0	0.00	0	0.00	0	0.00	2	24.00	1	0.50	0	0.000	3	5	1	7	3	3	0	0	4	4	8	10
Tarrengower	0	0.00	2	0.80	2	12.10	1	14.50	0	0.00	0	0.000	1	2	12	28	1	2	1	1	5	6	13	23
JLTC	0	0.00	0	0.00	0	0.00	1	1.00	0	0.00	0	0.000	0	0	2	6	0	0	6	9	3	3	4	56
YTD: Apr-19	46	215.96	130	412.94	9	31.60	774	2998.95	581	1472.15	253	679.370	237	315	918	2,602	571	782	115	203	455	877	739	1688
<i>YTD: Apr-18</i>	<i>43</i>	<i>56.47</i>	<i>109</i>	<i>329.52</i>	<i>25</i>	<i>49.46</i>	<i>582</i>	<i>2442.45</i>	<i>360</i>	<i>975.30</i>	<i>146</i>	<i>359.500</i>	<i>129</i>	<i>223</i>	<i>1,175</i>	<i>2,750</i>	<i>467</i>	<i>602</i>	<i>125</i>	<i>191</i>	<i>642</i>	<i>1,214</i>	<i>634</i>	<i>1,296</i>

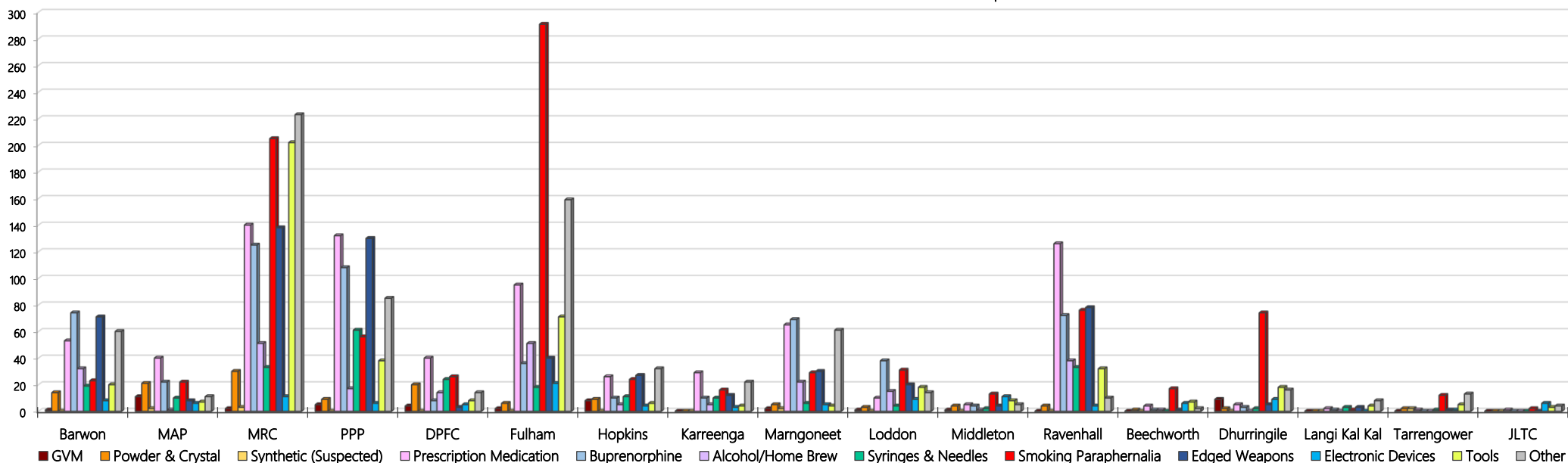
Note: 2017-2018 - PPP seizure figures were unavailable from November 2017 to April 2018 (inclusive) due to system disruption

Graphs of Seizures of Contraband: Prisoners – April 2019 & YTD 2018-2019

Prisoner Seizure Find Count – April 2019



Prisoner Seizure Find Count – YTD 2018-2019 April 2019



LOCATION SPECIFIC RESULTS

Note: Random General data is provided by the Monitoring, Standards and Reporting Unit, with adjustments reflected in the following reporting month. April data provided 15 May 2019. Targeted and Positive Results by Drug Type are retrieved from PIMS by the System Performance Branch. April data retrieved 15 May 2019. Data graphically represented is sourced from the preceding tables.

Barwon Prison

Targeted and Random General Drug Test Results: 2018-2019

Barwon	Jul-18	Aug-18	Sep-18	Oct-18	Nov-18	Dec-18	Jan-19	Feb-19	Mar-19	Apr-19	May-19	Jun-19	Average	Totals
Effective Sample - Targeted	178	122	69	87	72	127	96	70	44	123			99	988
Targeted Positives	24	12	12	14	11	12	3	7	3	11			11	109
Refusal	4	7	4	9	1	4	2	0	0	5			4	36
Unable	10	3	2	3	0	0	0	0	1	3			2	22
Interfered	0	0	0	1	0	0	0	0	0	2			0	3
Adulterated	1	0	0	0	0	1	1	1	1	0			1	5
Targeted % Tested Positive	21.91%	18.03%	26.09%	31.03%	16.67%	13.39%	6.25%	11.43%	11.36%	17.07%			17.71%	17.71%
Awaiting / Pending Results	0	0	0	0	0	0	0	0	0	8			1	8
Targeted Residual	2	0	0	1	0	0	0	1	0	0			0	4
Random tests collected	64	50	46	64	49	62	51	50	50	58			54	544
Tested Positive	4	3	2	2	2	3	3	2	3	5			3	29
Refusal (guilty)	1	2	3	0	1	0	0	1	1	3			1	12
Unable (not guilty)	0	0	0	0	0	0	0	0	0	0			0	0
Unable (guilty)	0	0	1	0	0	1	0	0	1	1			0	4
Interfered (guilty)	0	0	0	0	0	0	0	0	0	0			0	0
No test (valid reason)	0	0	2	1	2	2	1	0	0	3			1	11
No test (no valid reason)	0	0	0	0	0	0	0	1	0	0			0	1
Adulterated	0	0	0	0	0	0	0	0	0	1			0	1
Awaiting / Pending Results	0	0	0	0	0	0	0	0	0	0			0	0
Random Residual (PIMS URAR030)	1	0	0	0	0	0	0	0	0	1				2
Effective Sample - Random General	65	52	50	64	50	63	51	52	52	62			56	561
% Tested positive	6.15%	5.77%	4.00%	3.13%	4.00%	4.76%	5.88%	3.85%	5.77%	8.06%			5.14%	
% Prisoner guilty, positive equivalents	1.54%	3.85%	8.00%	0.00%	2.00%	1.59%	0.00%	1.92%	3.85%	8.06%			3.08%	
% Total prisoner fails	7.69%	9.62%	12.00%	3.13%	6.00%	6.35%	5.88%	5.77%	9.62%	14.52%			8.06%	
% No test without valid reason	0.00%	0.00%	0.00%	0.00%	0.00%	0.00%	0.00%	1.92%	0.00%	0.00%			0.19%	
Random General Benchmark 8.00%	8.00%	8.00%	8.00%	8.00%	8.00%	8.00%	8.00%	8.00%	8.00%	8.00%			YTD	
% Failures for SDO	7.69%	9.62%	12.00%	3.13%	6.00%	6.35%	5.88%	7.69%	9.62%	16.13%			8.38%	

Barwon - Drugs Identified Through Testing by Drug Type – Monthly & 2018-2019

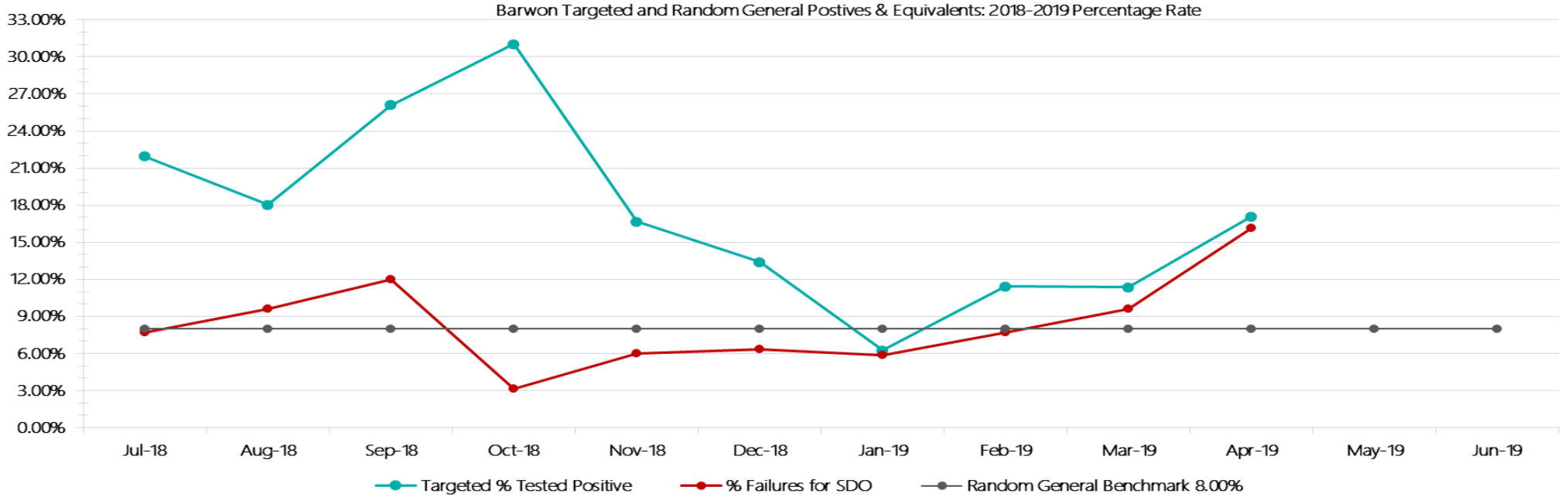
Barwon	Amphetamines	Methamphetamines	Cocaine	Opiates	Benzodiazepines	Cannabinoids	Ethanol**	Metadone	ADP*	APS*	Steroids**	Buprenorphine	NOA*	Total
Jul-18	2	0	0	0	0	0	0	0	0	0	0	29	0	31
Aug-18	0	0	0	2	0	0	0	0	0	0	0	17	0	19
Sep-18	5	0	0	0	0	0	0	0	0	0	0	14	0	19
Oct-18	0	0	0	0	0	0	0	0	0	0	0	23	0	23
Nov-18	1	0	1	0	0	0	0	0	0	0	0	20	0	22
Dec-18	2	0	0	1	0	0	0	1	0	0	0	14	0	18
Jan-19	0	0	0	0	0	0	0	0	0	0	0	5	0	5
Feb-19	1	0	0	0	0	0	0	0	0	0	0	12	0	13
Mar-19	0	0	0	0	0	0	0	0	0	0	0	9	0	9
Apr-19	1	1	0	0	0	0	0	0	0	0	0	22	0	24
May-19														
Jun-19														
Barwon YTD	12	1	1	3	0	0	0	1	0	0	0	165	0	183
All Prisons YTD	314	58	1	64	58	37	5	41	37	23	0	1510	3	2151
Barwon % of Total	3.82%	1.72%	100.00%	4.69%	0.00%	0.00%	0.00%	2.44%	0.00%	0.00%	0.00%	10.93%	0.00%	8.51%

Barwon Seizures of Contraband: Visitors & Prisoners – Monthly & 2018-2019

Visitors	GVM		Powder & Crystal		Synthetic (Suspected)		Prescription Medication		Buprenorphine		Alcohol/Home Brew		Syringes & Needles		Smoking Paraphernalia		Edged Weapons		Electronic Devices		Tools		Other	
	Finds	Gms	Finds	Gms	Finds	Gms	Finds	Qty	Finds	Qty	Finds	Ltrs	Finds	Qty	Finds	Qty	Finds	Qty	Finds	Qty	Finds	Qty	Finds	Qty
Jul-18	0	0.00	0	0.00	0	0.00	0	0.00	0	0.00	0	0.000	0	0	0	0	0	0	0	0	0	0	0	0
Aug-18	0	0.00	0	0.00	0	0.00	0	0.00	0	0.00	0	0.000	0	0	0	0	0	0	0	0	0	0	0	0
Sep-18	0	0.00	0	0.00	0	0.00	0	0.00	0	0.00	0	0.000	0	0	0	0	0	0	0	0	0	0	0	0
Oct-18	0	0.00	0	0.00	0	0.00	0	0.00	0	0.00	0	0.000	0	0	0	0	0	0	0	0	0	0	0	0
Nov-18	0	0.00	0	0.00	0	0.00	0	0.00	0	0.00	0	0.000	0	0	0	0	0	0	0	0	0	0	0	0
Dec-18	0	0.00	2	10.30	0	0.00	0	0.00	0	0.00	0	0.000	0	0	1	1	0	0	0	0	0	0	1	4
Jan-19	0	0.00	0	0.00	0	0.00	0	0.00	0	0.00	0	0.000	0	0	0	0	0	0	0	0	0	0	0	0
Feb-19	0	0.00	0	0.00	0	0.00	0	0.00	1	27.00	0	0.000	0	0	1	11	0	0	0	0	0	0	0	0
Mar-19	0	0.00	3	2.30	0	0.00	5	22	1	15.00	0	0.000	0	0	1	1	0	0	0	0	0	0	0	0
Apr-19	0	0.00	0	0.00	0	0.00	0	0.00	0	0.00	0	0.000	0	0	0	0	0	0	0	0	0	0	0	0
May-19																								
Jun-19																								
Total	0	0.00	5	12.60	0	0.00	5	22	2	42.00	0	0.000	0	0	3	13	0	0	0	0	0	0	1	4

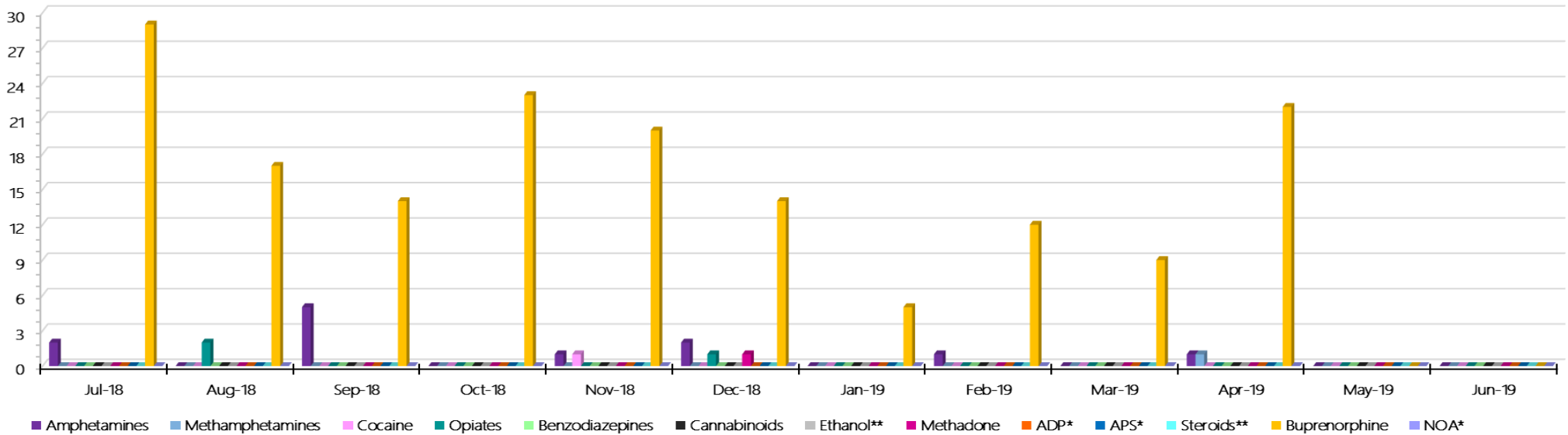
Prisoners	GVM		Powder & Crystal		Synthetic (Suspected)		Prescription Medication		Buprenorphine		Alcohol & Home Brew		Syringes & Needles		Smoking Paraphernalia		Edged Weapons		Electronic Devices		Tools		Other	
	Finds	Gms	Finds	Gms	Finds	Gms	Finds	Qty	Finds	Qty	Finds	Ltrs	Finds	Qty	Finds	Qty	Finds	Qty	Finds	Qty	Finds	Qty	Finds	Qty
Jul-18	0	0.00	2	2.30	0	0.00	9	15.50	13	9.30	2	6.500	0	0	4	4	5	5	1	5	5	10	6	7
Aug-18	0	0.00	2	0.80	0	0.00	7	10.60	6	2.10	3	15.500	1	1	3	4	8	10	1	1	0	0	7	8
Sep-18	0	0.00	1	0.01	0	0.00	3	2.50	7	1.40	3	20.000	3	5	2	3	3	5	0	0	0	0	8	8
Oct-18	0	0.00	4	1.11	0	0.00	5	3.50	14	103.60	0	0.000	4	5	1	1	7	13	0	0	2	2	7	10
Nov-18	0	0.00	0	0.00	0	0.00	1	3.00	5	1.10	3	8.500	0	0	4	6	9	11	0	0	1	2	4	5
Dec-18	0	0.00	0	0.00	0	0.00	3	9.00	9	11.10	3	11.000	2	2	0	0	7	15	1	4	5	16	6	6
Jan-19	0	0.00	1	1.20	0	0.00	9	54.40	6	16.00	5	18.000	3	4	1	1	5	5	0	0	0	0	5	8
Feb-19	1	1.10	0	0.00	0	0.00	5	3.75	1	4.00	7	6.600	2	2	0	0	13	18	0	0	1	1	6	10
Mar-19	0	0.00	3	5.10	0	0.00	4	11.50	6	12.30	5	10.000	3	3	3	3	6	13	3	6	3	5	4	5
Apr-19	0	0.00	1	0.01	0	0.00	7	20.00	7	7.70	1	4.500	1	1	5	10	8	11	2	2	3	6	7	8
May-19																								
Jun-19																								
Total	1	1.10	14	10.53	0	0.00	53	133.75	74	168.60	32	100.600	19	23	23	32	71	106	8	18	20	42	60	75

Barwon Targeted and Random General Drug Test Positives & Equivalents - 2018-2019



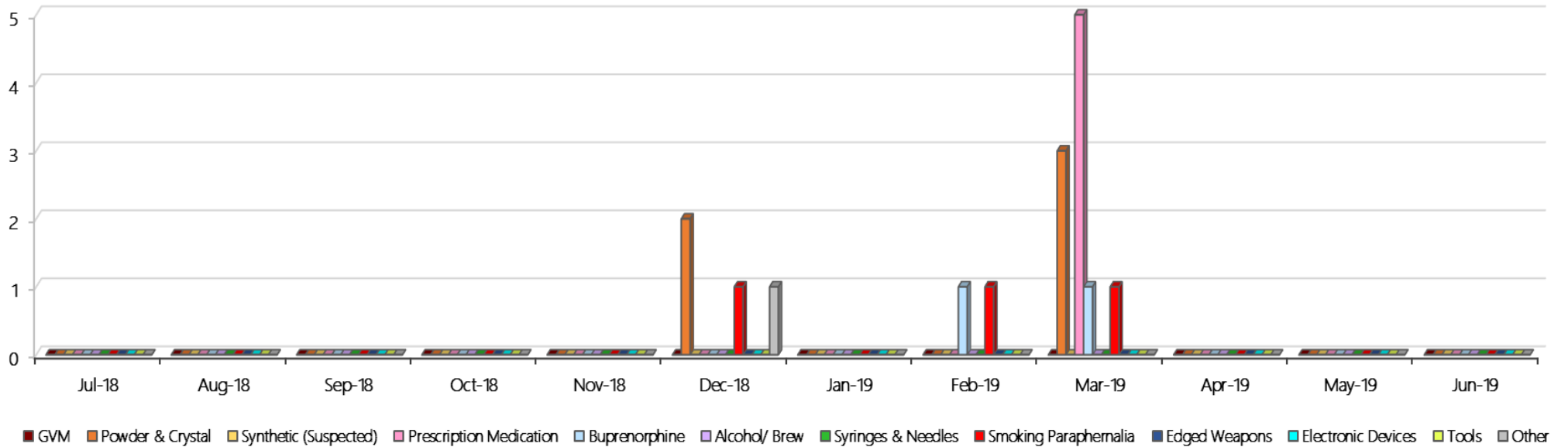
Barwon Positive Drug Test Results by Drug Type - 2018-2019

Barwon Positive Test Results By Drug Type: 2018-2019



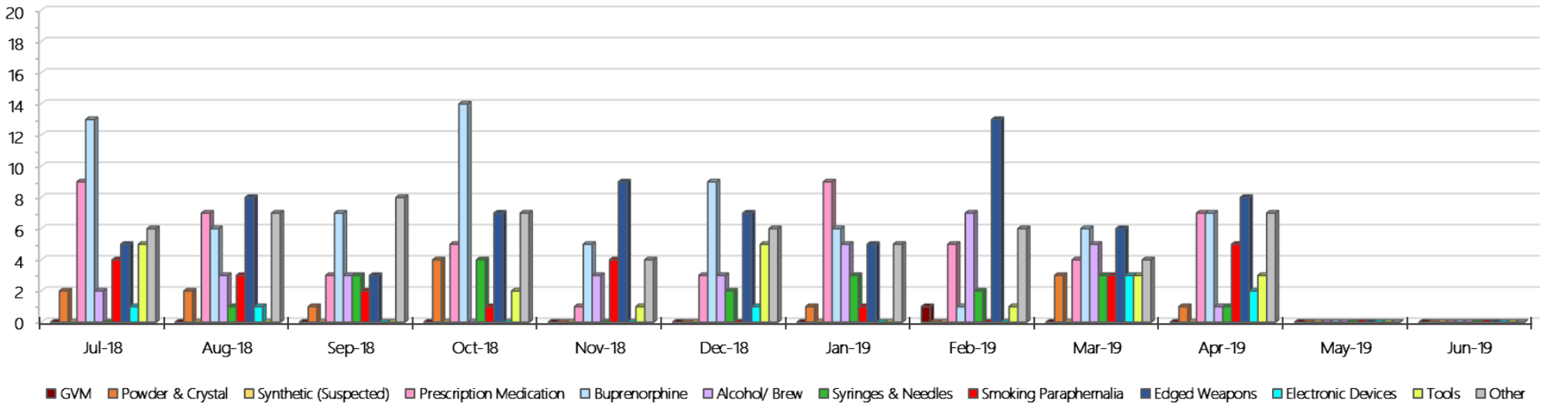
Barwon Count of Visitor Seizure Finds – Monthly 2018-2019

Barwon Count of Visitor Seizure Finds - Monthly 2018-2019



Barwon Count of Prisoner Seizure Finds – Monthly 2018-2019

Barwon Count of Prisoner Seizure Finds - Monthly 2018-2019



Melbourne Assessment Prison

Targeted and Random General Drug Test Results: 2018-2019

Melbourne Assessment Prison	Jul-18	Aug-18	Sep-18	Oct-18	Nov-18	Dec-18	Jan-19	Feb-19	Mar-19	Apr-19	May-19	Jun-19	Average	Totals
Effective Sample - Targeted	43	63	55	43	110	85	89	63	91	86			73	728
Targeted Positives	5	2	6	4	10	3	9	5	6	7			6	57
Refusal	0	0	3	1	1	2	0	2	1	2			1	12
Unable	0	2	1	0	3	1	0	0	0	1			1	8
Interfered	0	0	0	0	0	0	0	0	0	0			0	0
Adulterated	0	0	0	0	0	0	0	0	0	0			0	0
Targeted % Tested Positive	11.63%	6.35%	18.18%	11.63%	12.73%	7.06%	10.11%	11.11%	7.69%	11.63%			10.58%	10.58%
Awaiting / Pending Results	0	0	0	0	0	0	0	0	0	1			0	1
Targeted Residual	1	0	0	0	1	0	0	0	0	0			0	2
Random tests collected	35	27	27	33	23	33	25	21	24	30			28	278
Tested Positive	1	1	1	1	0	1	0	2	0	0			1	7
Refusal (guilty)	0	0	2	2	0	0	0	0	0	1			1	5
Unable (not guilty)	0	0	0	0	0	1	0	0	1	0			0	2
Unable (guilty)	1	0	0	1	0	0	1	0	0	0			0	3
Interfered (guilty)	0	0	0	0	0	0	0	0	0	0			0	0
No test (valid reason)	3	5	4	8	6	5	6	8	7	6			6	58
No test (no valid reason)	0	0	0	0	0	0	0	0	0	0			0	0
Adulterated	0	0	0	0	0	0	0	0	0	0			0	0
Awaiting / Pending Results	0	0	0	0	0	0	0	0	0	1			0	1
Random Residual (PIMS URAR030)	0	0	0	0	0	0	0	0	0	0				0
Effective Sample - Random General	36	27	29	36	23	33	26	21	24	31			29	286
% Tested positive	2.78%	3.70%	3.45%	2.78%	0.00%	3.03%	0.00%	9.52%	0.00%	0.00%			2.53%	
% Prisoner guilty, positive equivalents	2.78%	0.00%	6.90%	8.33%	0.00%	0.00%	3.85%	0.00%	0.00%	3.23%			2.51%	
% Total prisoner fails	5.56%	3.70%	10.34%	11.11%	0.00%	3.03%	3.85%	9.52%	0.00%	3.23%			5.03%	
% No test without valid reason	0.00%	0.00%	0.00%	0.00%	0.00%	0.00%	0.00%	0.00%	0.00%	0.00%			0.00%	
Random General Benchmark 8.00%	8.00%	8.00%	8.00%	8.00%	8.00%	8.00%	8.00%	8.00%	8.00%	8.00%			YTD	
% Failures for SDO	5.56%	3.70%	10.34%	11.11%	0.00%	3.03%	3.85%	9.52%	0.00%	3.23%			5.24%	

Melbourne Assessment Prison - Drugs Identified Through Testing by Drug Type – Monthly & 2018-2019

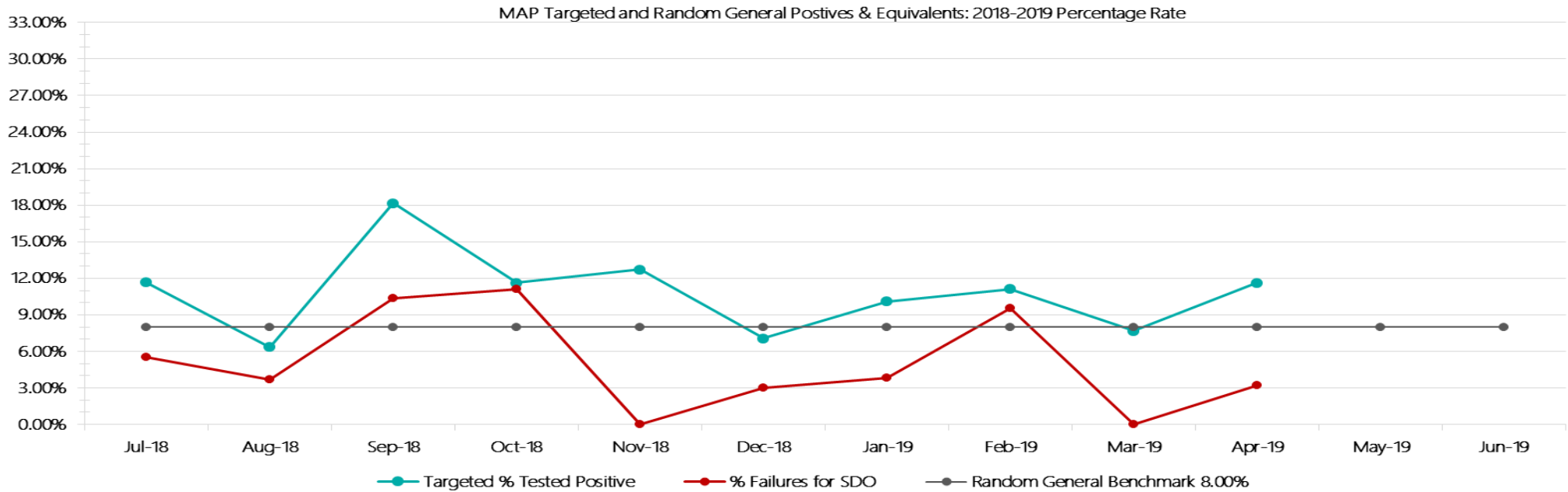
MAP	Amphetamines	Methamphetamines	Cocaine	Opiates	Benzodiazepines	Cannabinoids	Ethanol**	Methodone	ADP*	APS*	Steroids**	Buprenorphine	NOA*	Total
Jul-18	2	0	0	0	1	1	0	0	0	0	0	5	0	9
Aug-18	0	0	0	1	0	1	0	0	0	0	0	1	0	3
Sep-18	3	0	0	1	0	1	0	0	0	0	0	3	0	8
Oct-18	4	0	0	0	1	0	0	0	0	0	0	2	0	7
Nov-18	3	0	0	1	0	1	0	0	0	0	0	7	0	12
Dec-18	1	0	0	2	0	1	0	0	0	0	0	2	0	6
Jan-19	3	0	0	0	2	0	0	0	0	0	0	6	0	11
Feb-19	2	1	0	0	1	0	0	0	0	0	0	3	0	7
Mar-19	0	0	0	0	2	0	0	0	0	0	0	6	0	8
Apr-19	0	0	0	1	0	1	0	0	0	0	0	5	0	7
May-19														
Jun-19														
MAP YTD	18	1	0	6	7	6	0	0	0	0	0	40	0	78
All Prisons YTD	314	58	1	64	58	37	5	41	37	23	0	1510	3	2151
MAP % of Total	5.73%	1.72%	0.00%	9.38%	12.07%	16.22%	0.00%	0.00%	0.00%	0.00%	0.00%	2.65%	0.00%	3.63%

Melbourne Assessment Prison Seizures of Contraband: Visitors & Prisoners – Monthly & 2018-2019

Visitors	GVM		Powder & Crystal		Synthetic (Suspected)		Prescription Medication		Buprenorphine		Alcohol & Home Brew		Syringes & Needles		Smoking Paraphernalia		Edged Weapons		Electronic Devices		Tools		Other	
	Finds	Gms	Finds	Gms	Finds	Gms	Finds	Qty	Finds	Qty	Finds	Ltrs	Finds	Qty	Finds	Qty	Finds	Qty	Finds	Qty	Finds	Qty	Finds	Qty
MAP																								
Jul-18	0	0.00	0	0.00	0	0.00	1	2.00	0	0.00	0	0.000	0	0	0	0	0	0	0	0	0	0	0	0
Aug-18	0	0.00	0	0.00	0	0.00	1	10.00	0	0.00	0	0.000	0	0	0	0	0	0	0	0	0	0	0	0
Sep-18	0	0.00	0	0.00	0	0.00	0	0.00	0	0.00	0	0.000	0	0	0	0	0	0	0	0	0	0	0	0
Oct-18	0	0.00	0	0.00	0	0.00	0	0.00	0	0.00	0	0.000	0	0	0	0	0	0	0	0	0	0	0	0
Nov-18	0	0.00	0	0.00	0	0.00	0	0.00	0	0.00	0	0.000	0	0	0	0	0	0	0	0	0	0	0	0
Dec-18	0	0.00	0	0.00	0	0.00	0	0.00	0	0.00	0	0.000	0	0	0	0	0	0	0	0	0	0	0	0
Jan-19	0	0.00	0	0.00	0	0.00	0	0.00	0	0.00	0	0.000	0	0	0	0	0	0	0	0	0	0	0	0
Feb-19	0	0.00	0	0.00	0	0.00	0	0.00	0	0.00	0	0.000	0	0	0	0	0	0	0	0	0	0	0	0
Mar-19	0	0.00	0	0.00	0	0.00	0	0.00	0	0.00	0	0.000	0	0	0	0	0	0	0	0	0	0	0	0
Apr-19	0	0.00	0	0.00	0	0.00	0	0.00	0	0.00	0	0.000	0	0	0	0	0	0	0	0	0	0	0	0
May-19																								
Jun-19																								
Total	0	0.00	0	0.00	0	0.00	2	12.00	0	0.00	0	0.000	0	0	0	0	0	0	0	0	0	0	0	0

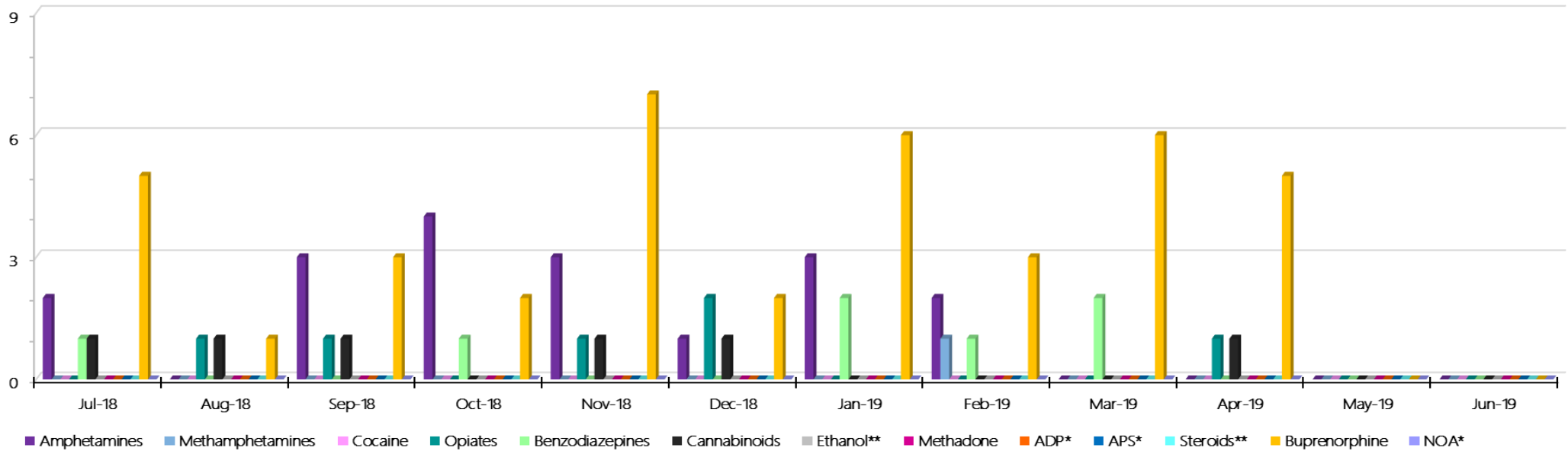
Prisoners	GVM		Powder & Crystal		Synthetic (Suspected)		Prescription Medication		Buprenorphine		Alcohol & Home Brew		Syringes & Needles		Smoking Paraphernalia		Edged Weapons		Electronic Devices		Tools		Other	
	Finds	Gms	Finds	Gms	Finds	Gms	Finds	Qty	Finds	Qty	Finds	Ltrs	Finds	Qty	Finds	Qty	Finds	Qty	Finds	Qty	Finds	Qty	Finds	Qty
MAP																								
Jul-18	0	0.00	2	4.50	0	0.00	3	4.50	0	0.00	0	0.000	1	30	2	6	1	5	0	0	1	1	1	1
Aug-18	0	0.00	5	5.10	0	0.00	5	16.00	0	0.00	0	0.000	1	1	4	5	1	1	0	0	0	0	2	3
Sep-18	2	13.53	3	1.05	0	0.00	3	6.00	1	0.80	0	0.000	1	1	2	4	0	0	0	0	0	0	4	8
Oct-18	0	0.00	0	0.00	0	0.00	10	29.50	0	0.00	0	0.000	0	0	4	7	1	2	1	1	0	0	1	2
Nov-18	2	0.06	4	11.96	0	0.00	3	12.50	3	1.80	0	0.000	2	2	2	5	1	1	1	1	1	2	2	4
Dec-18	2	1.60	2	2.70	0	0.00	6	10.50	2	5.00	1	0.200	3	3	1	3	1	1	1	1	0	0	0	0
Jan-19	2	1.90	2	5.56	0	0.00	6	7.25	3	10.50	0	0.000	1	1	3	4	1	1	2	2	5	5	1	1
Feb-19	2	1.25	1	0.45	1	1.00	2	0.75	5	8.20	0	0.000	0	0	2	5	1	1	1	1	0	0	0	0
Mar-19	0	0.00	1	0.41	0	0.00	0	0.00	5	1.60	0	0.000	1	1	0	0	0	0	0	0	0	0	0	0
Apr-19	1	0.20	1	3.20	1	1.00	2	9.00	3	5.30	0	0.000	0	0	2	2	1	1	0	0	0	0	0	0
May-19																								
Jun-19																								
Total	11	18.54	21	34.93	2	2.00	40	96.00	22	33.20	1	0.200	10	39	22	41	8	13	6	6	7	8	11	19

Melbourne Assessment Prison Targeted and Random General Urinalysis Positives & Equivalents - 2018-2019



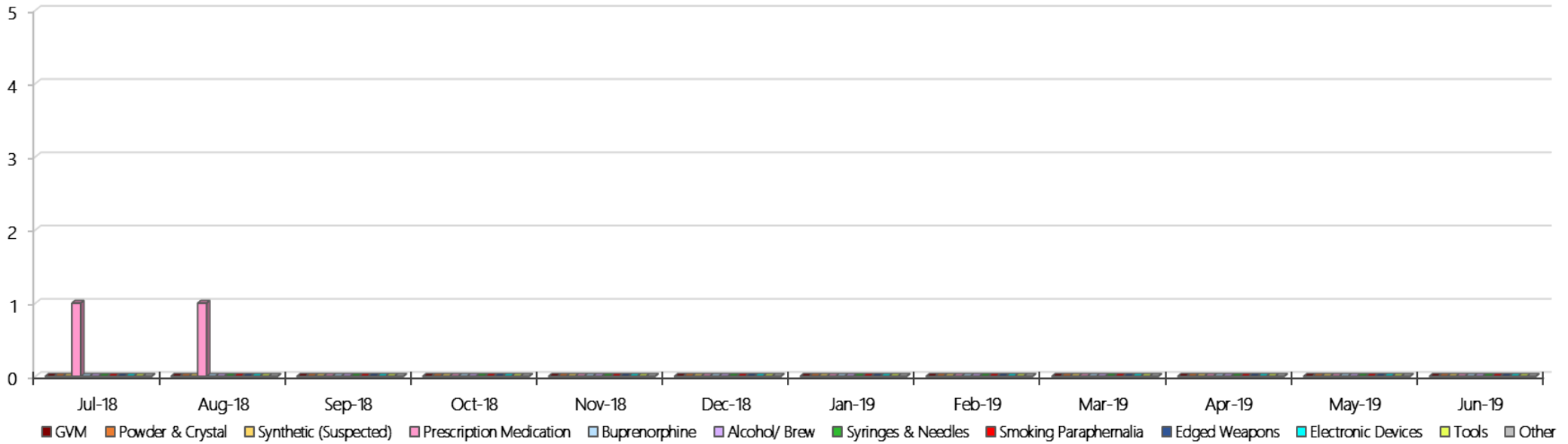
Melbourne Assessment Prison Positive Test Results by Drug Type - 2018-2019

MAP Positive Test Results By Drug Type: 2018-2019



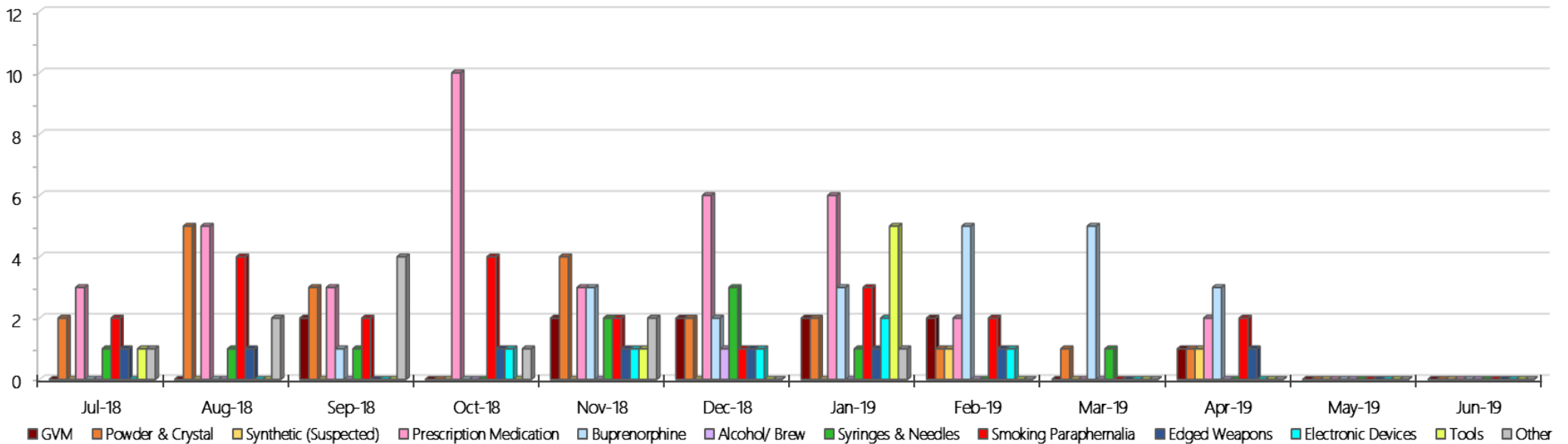
Melbourne Assessment Prison Count of Visitor Seizure Finds – Monthly 2018-2019

MAP Count of Visitor Seizure Finds - Monthly 2018-2019



Melbourne Assessment Prison Count of Prisoner Seizure Finds – Monthly 2018-2019

MAP Count of Prisoner Seizure Finds - Monthly 2018-2019



Metropolitan Remand Centre

Targeted and Random General Drug Test Results: 2018-2019

Metropolitan Remand Centre	Jul-18	Aug-18	Sep-18	Oct-18	Nov-18	Dec-18	Jan-19	Feb-19	Mar-19	Apr-19	May-19	Jun-19	Average	Totals
Effective Sample - Targeted	133	181	121	72	160	184	128	171	98	68			132	1316
Targeted Positives	8	20	13	10	23	20	20	34	15	7			17	170
Refusal	0	5	5	0	0	1	1	0	1	0			1	13
Unable	1	2	2	1	1	7	1	3	1	5			2	24
Interfered	0	0	0	0	0	0	0	0	0	0			0	0
Adulterated	0	2	0	0	0	0	0	0	0	0			0	2
Targeted % Tested Positive	6.77%	16.02%	16.53%	15.28%	15.00%	15.22%	17.19%	21.64%	17.35%	17.65%			15.88%	15.88%
Awaiting / Pending Results	0	0	0	0	0	0	0	0	0	2			0	2
Targeted Residual	0	1	1	0	1	0	4	1	2	0			1	10
Random tests collected	128	108	98	124	106	117	103	104	68	125			108	1081
Tested Positive	9	5	2	5	4	7	8	14	2	9			7	65
Refusal (guilty)	0	0	1	2	0	0	1	0	0	1			1	5
Unable (not guilty)	0	0	0	0	0	0	0	0	0	0			0	0
Unable (guilty)	3	1	2	1	0	3	0	2	1	2			2	15
Interfered (guilty)	0	0	0	0	0	0	0	0	0	0			0	0
No test (valid reason)	4	6	12	14	3	7	5	7	42	7			11	107
No test (no valid reason)	0	0	0	0	0	0	0	0	0	0			0	0
Adulterated	0	0	0	0	0	0	0	0	0	0			0	0
Awaiting / Pending Results	0	0	0	0	0	0	0	0	0	0			0	0
Random Residual (PIMS URAR030)	1	0	0	0	0	0	1	1	0	0				3
Effective Sample - Random General	131	109	101	127	106	120	104	106	69	128			110	1101
% Tested positive	6.87%	4.59%	1.98%	3.94%	3.77%	5.83%	7.69%	13.21%	2.90%	7.03%			5.78%	
% Prisoner guilty, positive equivalents	2.29%	0.92%	2.97%	2.36%	0.00%	2.50%	0.96%	1.89%	1.45%	2.34%			1.77%	
% Total prisoner fails	9.16%	5.50%	4.95%	6.30%	3.77%	8.33%	8.65%	15.09%	4.35%	9.38%			7.55%	
% No test without valid reason	0.00%	0.00%	0.00%	0.00%	0.00%	0.00%	0.00%	0.00%	0.00%	0.00%			0.00%	
Random General Benchmark 7.00%	7.00%	7.00%	7.00%	7.00%	7.00%	7.00%	7.00%	7.00%	7.00%	7.00%			YTD	
% Failures for SDO	9.16%	5.50%	4.95%	6.30%	3.77%	8.33%	8.65%	15.09%	4.35%	9.38%			7.72%	

Metropolitan Remand Centre - Drugs Identified Through Testing by Drug Type – Monthly & 2018-2019

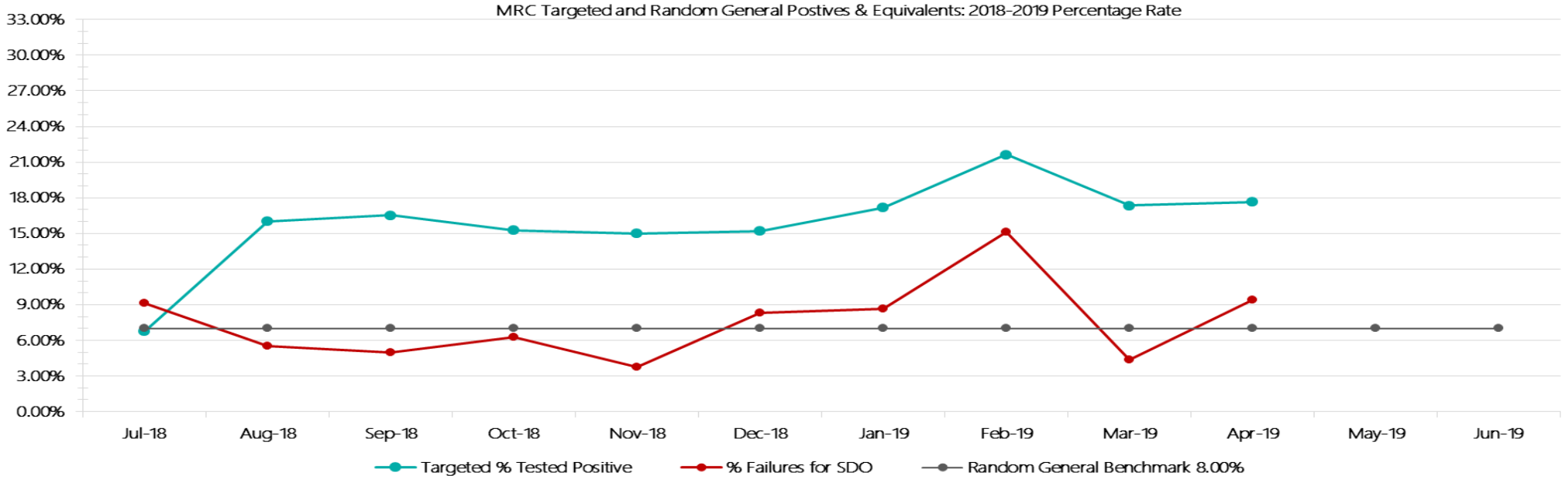
MRC	Amphetamines	Methamphetamines	Cocaine	Opiates	Benzodiazepines	Cannabinoids	Ethanol**	Methadone	ADP*	APS*	Steroids**	Buprenorphine	NOA*	Total
Jul-18	7	0	0	1	2	0	0	0	0	0	0	22	0	32
Aug-18	11	0	0	0	1	0	0	0	0	0	0	24	0	36
Sep-18	7	0	0	0	0	0	0	0	0	0	0	11	0	18
Oct-18	7	0	0	0	0	0	0	0	0	0	0	17	0	24
Nov-18	10	0	0	0	0	2	0	0	0	0	0	25	0	37
Dec-18	6	0	0	1	0	0	0	1	0	0	0	24	0	32
Jan-19	8	0	0	2	1	0	0	0	0	0	0	32	0	43
Feb-19	5	2	0	0	0	0	0	0	0	0	0	55	0	62
Mar-19	6	7	0	0	0	0	0	0	0	0	0	15	0	28
Apr-19	7	7	0	0	0	2	0	0	0	0	0	33	0	49
May-19														
Jun-19														
MRC YTD	74	16	0	4	4	4	0	1	0	0	0	258	0	361
<i>All Prisons YTD</i>	<i>314</i>	<i>58</i>	<i>1</i>	<i>64</i>	<i>58</i>	<i>37</i>	<i>5</i>	<i>41</i>	<i>37</i>	<i>23</i>	<i>0</i>	<i>1510</i>	<i>3</i>	<i>2151</i>
<i>MRC % of Total</i>	<i>23.57%</i>	<i>27.59%</i>	<i>0.00%</i>	<i>6.25%</i>	<i>6.90%</i>	<i>10.81%</i>	<i>0.00%</i>	<i>2.44%</i>	<i>0.00%</i>	<i>0.00%</i>	<i>0.00%</i>	<i>17.09%</i>	<i>0.00%</i>	<i>16.78%</i>

Metropolitan Remand Centre Seizures of Contraband: Visitors & Prisoners – Monthly & 2018-2019

Visitors	GVM		Powder & Crystal		Synthetic (Suspected)		Prescription Medication		Buprenorphine		Alcohol & Home Brew		Syringes & Needles		Smoking Paraphernalia		Edged Weapons		Electronic Devices		Tools		Other	
	Finds	Gms	Finds	Gms	Finds	Gms	Finds	Qty	Finds	Qty	Finds	Ltrs	Finds	Qty	Finds	Qty	Finds	Qty	Finds	Qty	Finds	Qty	Finds	Qty
MRC																								
Jul-18	0	0.00	0	0.00	0	0.00	0	0.00	0	0.00	0	0.000	0	0	0	0	0	0	0	0	0	0	0	0
Aug-18	0	0.00	0	0.00	0	0.00	1	1.00	1	3.10	0	0.000	0	0	1	1	0	0	0	0	1	1	1	1
Sep-18	2	2.00	3	7.90	0	0.00	1	1.00	1	9.00	0	0.000	1	7	4	6	0	0	1	2	1	2	0	0
Oct-18	0	0.00	0	0.00	0	0.00	0	0.00	0	0.00	0	0.000	0	0	0	0	0	0	0	0	0	0	0	0
Nov-18	0	0.00	0	0.00	0	0.00	0	0.00	0	0.00	0	0.000	0	0	0	0	0	0	1	1	2	4	0	0
Dec-18	0	0.00	1	4.10	0	0.00	0	0.00	0	0.00	0	0.000	0	0	0	0	0	0	0	0	0	0	0	0
Jan-19	0	0.00	2	8.00	0	0.00	0	0.00	1	44.00	0	0.000	0	0	0	0	1	1	0	0	1	1	3	3
Feb-19	0	0.00	1	1.00	0	0.00	0	0.00	0	0.00	0	0.000	0	0	2	2	0	0	0	0	0	0	2	4
Mar-19	1	1.20	4	5.50	0	0.00	0	0.00	0	0.00	0	0.000	1	2	2	4	1	1	0	0	0	0	4	12
Apr-19	0	0.00	0	0.00	0	0.00	0	0.00	0	0.00	0	0.000	0	0	1	2	0	0	0	0	1	7	1	1
May-19																								
Jun-19																								
Total	3	3.20	11	26.50	0	0.00	2	2.00	3	56.10	0	0.000	2	9	10	15	2	2	2	3	6	15	11	21

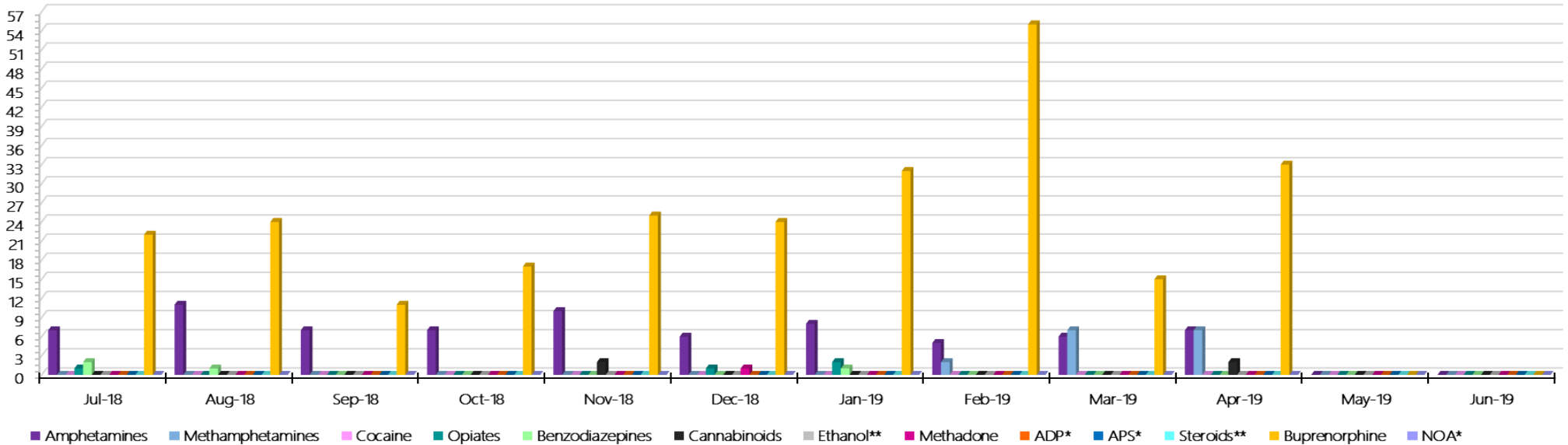
Prisoners	GVM		Powder & Crystal		Synthetic (Suspected)		Prescription Medication		Buprenorphine		Alcohol & Home Brew		Syringes & Needles		Smoking Paraphernalia		Edged Weapons		Electronic Devices		Tools		Other	
	Finds	Gms	Finds	Gms	Finds	Gms	Finds	Qty	Finds	Qty	Finds	Ltrs	Finds	Qty	Finds	Qty	Finds	Qty	Finds	Qty	Finds	Qty	Finds	Qty
MRC																								
Jul-18	0	0.00	2	0.20	0	0.00	14	22.50	6	1.70	11	12.000	0	0	25	34	18	31	5	6	24	37	25	76
Aug-18	0	0.00	7	2.60	2	8.00	16	100.50	10	14.50	8	7.700	8	8	25	39	16	19	2	2	17	35	20	45
Sep-18	0	0.00	1	1.00	0	0.00	9	43.50	8	8.00	9	9.000	5	5	19	36	12	21	2	2	24	52	6	10
Oct-18	1	1.80	5	5.00	0	0.00	14	28.50	10	11.00	3	15.000	2	2	26	80	12	16	0	0	23	41	22	29
Nov-18	1	1.00	1	0.10	0	0.00	16	22.50	5	8.50	4	5.000	2	2	14	41	13	18	0	0	17	40	34	131
Dec-18	0	0.00	1	0.05	0	0.00	17	57.50	16	43.00	6	9.000	2	5	33	56	15	16	0	0	27	73	17	79
Jan-19	0	0.00	4	20.20	1	5.50	15	27.00	20	20.20	3	3.000	5	5	10	20	19	25	0	0	29	79	24	41
Feb-19	0	0.00	4	5.90	0	0.00	17	18.75	20	13.70	3	5.300	4	6	19	44	12	14	1	1	28	81	27	42
Mar-19	0	0.00	5	7.10	0	0.00	14	28.50	13	14.70	1	1.000	0	0	20	46	12	14	1	1	0	0	27	42
Apr-19	0	0.00	0	0.00	0	0.00	8	14.00	17	11.70	3	3.000	5	5	14	23	9	12	0	0	13	33	21	37
May-19																								
Jun-19																								
Total	2	2.80	30	42.15	3	13.50	140	363.25	125	147.00	51	70.000	33	38	205	418	138	186	11	12	202	471	223	532

Metropolitan Remand Centre Targeted and Random General Drug Test Positives & Equivalents - 2018-2019



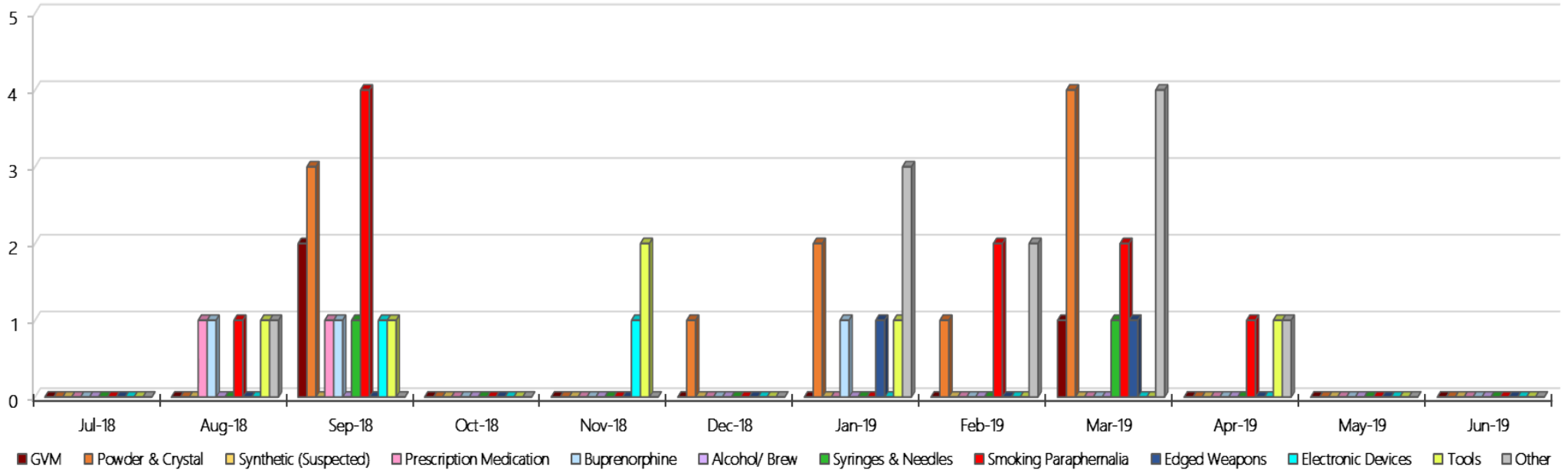
Metropolitan Remand Centre Positive Drug Test Results by Drug Type - 2018-2019

MRC Positive Test Results By Drug Type: 2018-2019



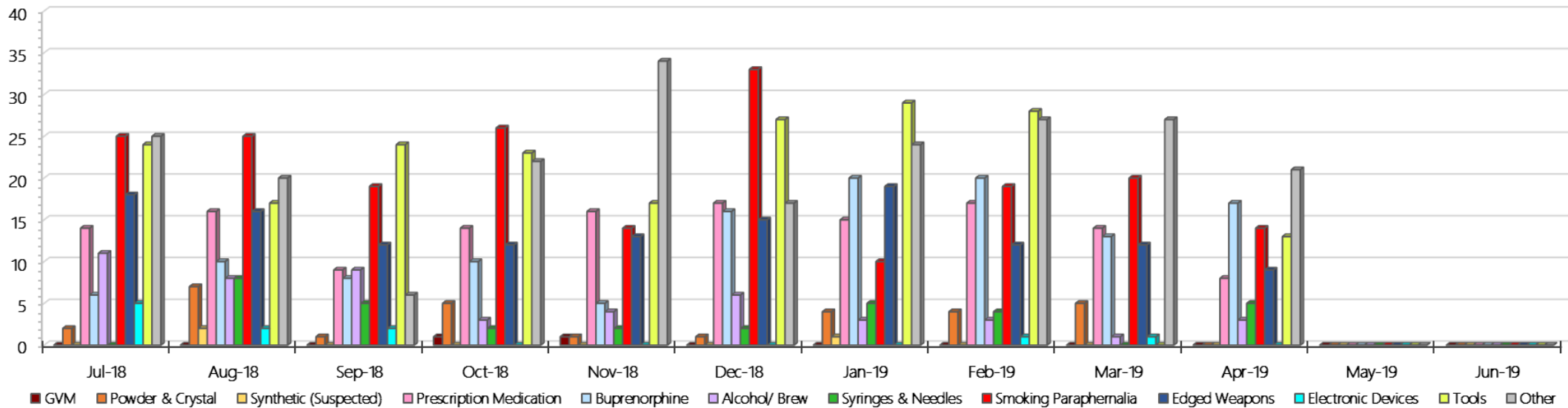
Metropolitan Remand Centre Count of Visitor Seizure Finds – Monthly 2018-2019

MRC Count of Visitor Seizure Finds - Monthly 2018-2019



Metropolitan Remand Centre Count of Prisoner Seizure Finds – Monthly 2018-2019

MRC Count of Prisoner Seizure Finds - Monthly 2018-2019



Port Phillip Prison

Targeted and Random General Drug Test Results: 2018-2019

Port Phillip Prison	Jul-18	Aug-18	Sep-18	Oct-18	Nov-18	Dec-18	Jan-19	Feb-19	Mar-19	Apr-19	May-19	Jun-19	Average	Totals
Effective Sample - Targeted	274	319	216	329	258	285	345	264	208	303			280	2801
Targeted Positives	19	35	18	33	17	25	20	31	24	28			25	250
Refusal	7	5	4	10	14	12	11	2	5	9			8	79
Unable	3	1	1	2	5	5	1	2	1	8			3	29
Interfered	0	0	0	0	0	1	0	0	0	0			0	1
Adulterated	1	2	0	1	1	1	0	2	2	2			1	12
Targeted % Tested Positive	10.95%	13.48%	10.65%	13.98%	14.34%	15.44%	9.28%	14.02%	15.38%	15.51%			13.25%	13.25%
Awaiting / Pending Results	0	0	0	0	0	0	0	0	1	9			1	10
Targeted Residual	2	3	2	2	1	0	4	1	1	2			2	18
Random tests collected	63	56	48	60	48	56	48	50	53	64			55	546
Tested Positive	1	3	0	2	1	5	4	2	6	3			3	27
Refusal (guilty)	0	0	0	0	0	1	0	0	0	2			0	3
Unable (not guilty)	3	0	0	0	0	0	1	0	0	0			0	4
Unable (guilty)	0	0	0	1	1	0	0	0	0	0			0	2
Interfered (guilty)	0	0	0	0	0	0	0	0	0	0			0	0
No test (valid reason)	4	0	6	4	3	4	3	2	2	2			3	30
No test (no valid reason)	0	0	0	0	0	0	0	0	0	0			0	0
Adulterated	0	0	0	0	0	0	0	0	0	0			0	0
Awaiting / Pending Results	0	0	0	0	0	0	0	0	0	0			0	0
Random Residual (PIMS URAR030)	0	0	0	0	0	0	0	0	0	0			0	0
Effective Sample - Random General	63	56	48	61	49	57	48	50	53	66			55	551
% Tested positive	1.59%	5.36%	0.00%	3.28%	2.04%	8.77%	8.33%	4.00%	11.32%	4.55%			4.92%	
% Prisoner guilty, positive equivalents	0.00%	0.00%	0.00%	1.64%	2.04%	1.75%	0.00%	0.00%	0.00%	3.03%			0.85%	
% Total prisoner fails	1.59%	5.36%	0.00%	4.92%	4.08%	10.53%	8.33%	4.00%	11.32%	7.58%			5.77%	
% No test without valid reason	0.00%	0.00%	0.00%	0.00%	0.00%	0.00%	0.00%	0.00%	0.00%	0.00%			0.00%	
% Failures for SDO	1.59%	5.36%	0.00%	4.92%	4.08%	10.53%	8.33%	4.00%	11.32%	7.58%			5.81%	

Port Phillip Prison - Drugs Identified Through Testing by Drug Type – Monthly & 2018-2019

PPP	Amphetamines	Methamphetamines	Cocaine	Opiates	Benzodiazepines	Cannabinoids	Ethanol**	Metadone	ADP*	APS*	Steroids**	Buprenorphine	NOA*	Total
Jul-18	4	0	0	3	0	0	0	1	0	0	0	22	0	30
Aug-18	5	0	0	2	0	0	0	0	0	0	0	39	0	46
Sep-18	5	0	0	0	0	0	0	0	0	0	0	24	0	29
Oct-18	3	0	0	7	2	2	0	5	0	0	0	31	0	50
Nov-18	6	0	0	2	0	0	0	5	0	0	0	16	0	29
Dec-18	9	0	0	0	2	0	0	5	0	0	0	21	0	37
Jan-19	0	0	0	1	1	0	0	6	0	0	0	19	0	27
Feb-19	1	0	0	1	0	0	0	1	0	0	0	34	0	37
Mar-19	2	5	0	2	0	0	0	2	0	0	0	38	0	49
Apr-19	3	8	0	1	3	1	0	1	0	0	0	30	0	47
May-19														
Jun-19														
PPP YTD	38	13	0	19	8	3	0	26	0	0	0	274	0	381
<i>All Prisons YTD</i>	<i>314</i>	<i>58</i>	<i>1</i>	<i>64</i>	<i>58</i>	<i>37</i>	<i>5</i>	<i>41</i>	<i>37</i>	<i>23</i>	<i>0</i>	<i>1510</i>	<i>3</i>	<i>2151</i>
<i>PPP % of Total</i>	<i>12.10%</i>	<i>22.41%</i>	<i>0.00%</i>	<i>29.69%</i>	<i>13.79%</i>	<i>8.11%</i>	<i>0.00%</i>	<i>63.41%</i>	<i>0.00%</i>	<i>0.00%</i>	<i>0.00%</i>	<i>18.15%</i>	<i>0.00%</i>	<i>17.71%</i>

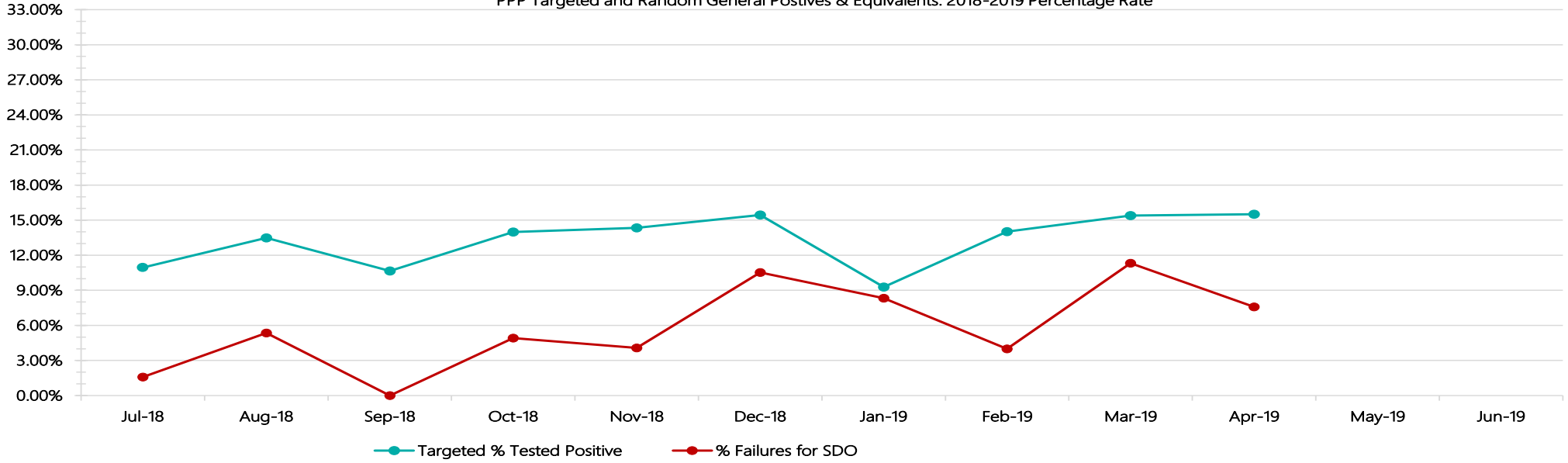
Port Phillip Prison Seizures of Contraband: Visitors & Prisoners – Monthly & 2018-2019

Visitors	GVM		Powder & Crystal		Synthetic (Suspected)		Prescription Medication		Buprenorphine		Alcohol & Home Brew		Syringes & Needles		Smoking Paraphernalia		Edged Weapons		Electronic Devices		Tools		Other	
	Findings	Gms	Findings	Gms	Findings	Gms	Findings	Qty	Findings	Qty	Findings	Ltrs	Findings	Qty	Findings	Qty	Findings	Qty	Findings	Qty	Findings	Qty	Findings	Qty
Jul-18	1	1.00	0	0.00	0	0.00	0	0.00	0	0.00	0	0.000	1	1	1	1	0	0	0	0	0	0	0	0
Aug-18	1	0.46	2	4.03	0	0.00	0	0.00	0	0.00	0	0.000	0	0	1	4	0	0	0	0	0	0	0	0
Sep-18	1	0.20	1	0.05	0	0.00	0	0.00	1	92.00	0	0.000	0	0	2	2	0	0	0	0	0	0	2	2
Oct-18	1	2.31	0	0.00	0	0.00	0	0.00	0	0.00	0	0.000	0	0	0	0	0	0	0	0	0	0	0	0
Nov-18	1	1.00	0	0.00	0	0.00	0	0.00	2	31.00	0	0.000	1	3	1	1	1	1	0	0	0	0	2	2
Dec-18	1	0.20	3	4.69	0	0.00	1	1.00	1	1.00	0	0.000	1	1	2	2	1	1	0	0	0	0	4	5
Jan-19	2	3.19	0	0.00	0	0.00	0	0.00	0	0.00	0	0.000	1	1	0	0	0	0	0	0	0	0	1	1
Feb-19	0	0.00	2	13.24	0	0.00	0	0.00	0	0.00	0	0.000	0	0	1	4	0	0	0	0	0	0	0	0
Mar-19	1	1.00	1	1.00	0	0.00	0	0.00	1	85.00	0	0.000	0	0	2	55	0	0	0	0	0	0	1	2
Apr-19	0	0.00	0	0.00	0	0.00	0	0.00	0	0.00	0	0.000	0	0	0	0	1	1	0	0	0	0	0	0
May-19																								
Jun-19																								
Total	9	9.36	9	23.01	0	0.00	1	1.00	5	209.00	0	0.000	4	6	10	69	3	3	0	0	0	0	10	12

Prisoners	GVM		Powder & Crystal		Synthetic (Suspected)		Prescription Medication		Buprenorphine		Alcohol & Home Brew		Syringes & Needles		Smoking Paraphernalia		Edged Weapons		Electronic Devices		Tools		Other	
	Findings	Gms	Findings	Gms	Findings	Gms	Findings	Qty	Findings	Qty	Findings	Ltrs	Findings	Qty	Findings	Qty	Findings	Qty	Findings	Qty	Findings	Qty	Findings	Qty
Jul-18	1	0.03	1	0.50	0	0.00	10	39.00	8	10.00	1	3.000	6	6	4	7	17	17	0	0	8	12	9	11
Aug-18	1	0.06	1	1.00	0	0.00	14	85.00	6	22.00	0	0.000	8	8	3	3	12	12	0	0	4	6	7	9
Sep-18	1	0.01	0	0.00	0	0.00	14	50.00	11	24.00	4	33.300	13	14	8	29	8	8	0	0	2	3	9	20
Oct-18	0	0.00	1	1.00	0	0.00	14	39.50	13	19.20	6	52.000	8	8	8	17	10	10	0	0	0	0	5	7
Nov-18	0	0.00	2	1.40	0	0.00	10	29.00	11	16.00	0	0.000	2	1	13	31	15	22	0	0	10	11	10	10
Dec-18	1	3.33	1	3.88	0	0.00	18	38.50	17	18.90	0	0.000	2	4	2	3	9	10	1	1	3	5	9	15
Jan-19	0	0.00	2	2.00	0	0.00	12	21.00	8	3.80	3	6.000	3	3	8	9	12	12	1	1	3	3	7	14
Feb-19	0	0.00	0	0.00	0	0.00	13	28.50	13	6.50	0	0.000	10	17	6	6	14	18	1	1	3	6	14	17
Mar-19	0	0.00	0	0.00	0	0.00	12	33.00	14	23.00	1	1.000	4	4	3	1	20	24	0	0	5	8	8	12
Apr-19	1	0.07	1	1.00	0	0.00	15	46.00	7	32.60	2	3.000	5	6	1	3	13	16	3	4	0	0	7	7
May-19																								
Jun-19																								
Total	5	3.50	9	10.78	0	0.00	132	409.50	108	176.00	17	98.300	61	71	56	109	130	149	6	7	38	54	85	122

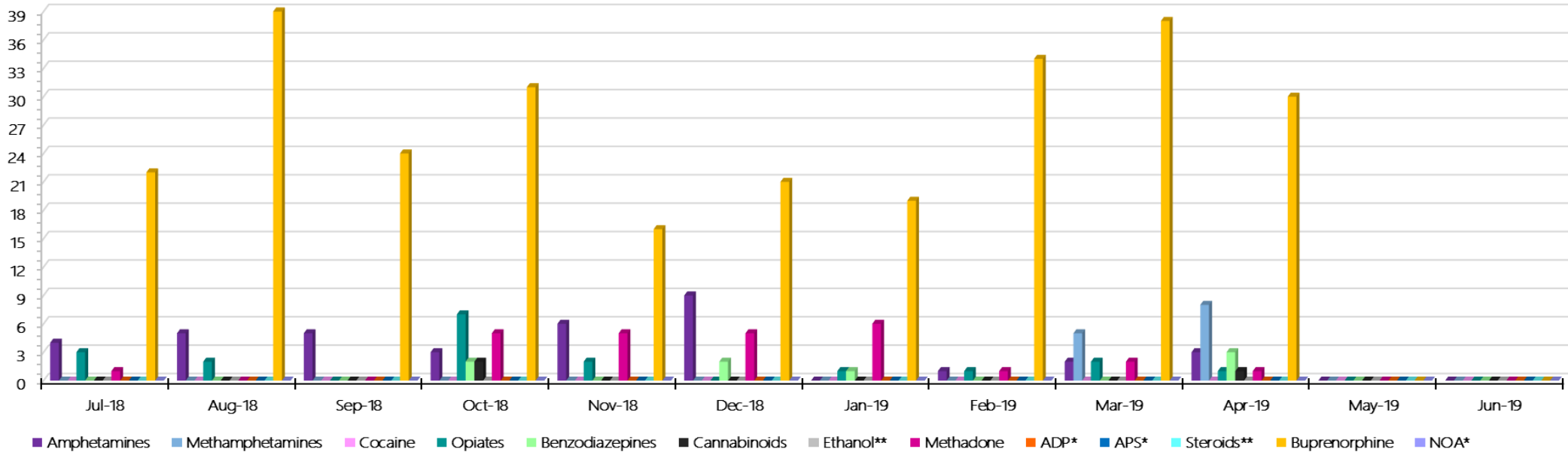
Port Phillip Prison Targeted and Random General Drug Test Positives & Equivalents - 2018-2019

PPP Targeted and Random General Postives & Equivalents: 2018-2019 Percentage Rate



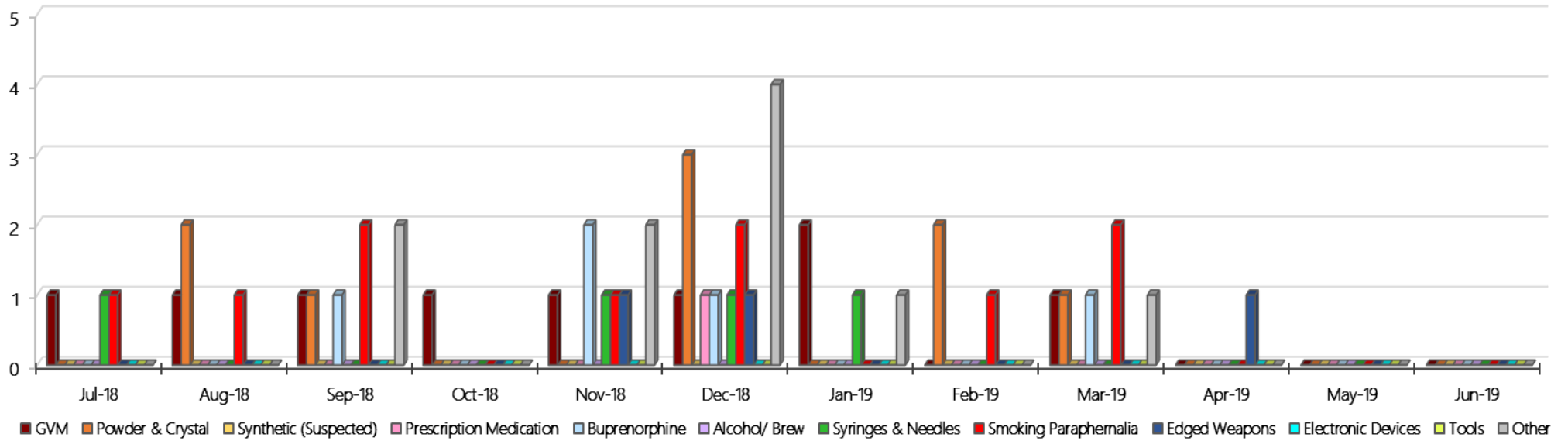
Port Phillip Prison Positive Test Results by Drug Type - 2018-2019

PPP Positive Test Results By Drug Type: 2018-2019



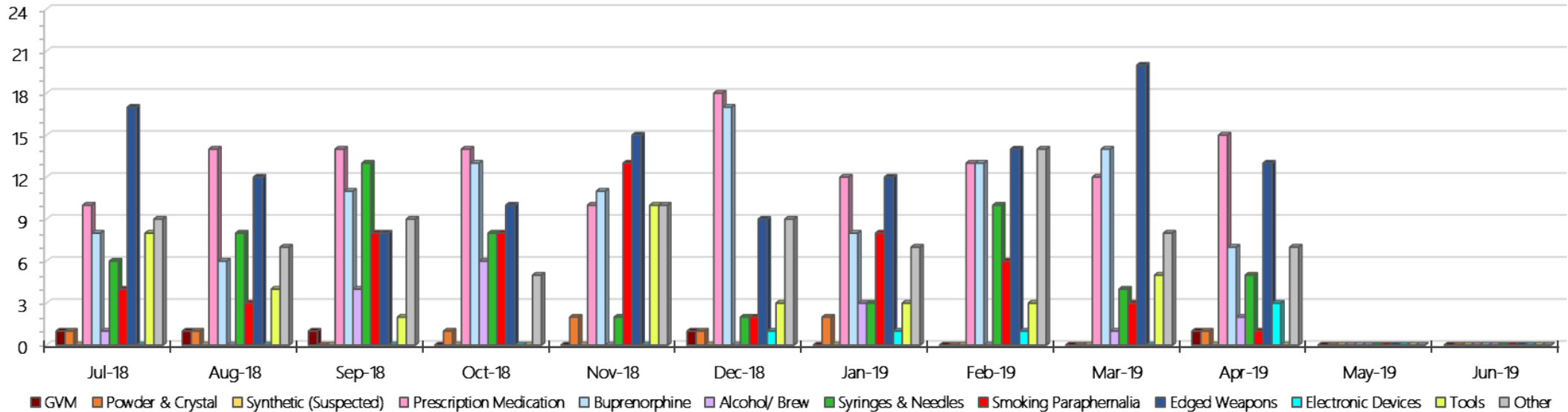
Port Phillip Prison Count of Visitor Seizure Finds – Monthly 2018-2019

PPP Count of Visitor Seizure Finds - Monthly 2018-2019



Port Phillip Prison Count of Prisoner Seizure Finds – Monthly 2018-2019

PPP Count of Prisoner Seizure Finds - Monthly 2018-2019



Dame Phyllis Frost Centre Targeted and Random General Drug Test Results: 2018-2019

DPFC	Jul-18	Aug-18	Sep-18	Oct-18	Nov-18	Dec-18	Jan-19	Feb-19	Mar-19	Apr-19	May-19	Jun-19	Average	Totals
Effective Sample - Targeted	147	136	97	137	118	105	150	129	131	123			127	1273
Targeted Positives	15	12	9	29	16	17	17	7	11	16			15	149
Refusal	5	5	6	2	1	1	4	2	2	4			3	32
Unable	2	0	1	2	0	2	4	1	0	0			1	12
Interfered	0	0	0	0	0	0	0	0	0	0			0	0
Adulterated	0	0	0	0	0	0	0	0	0	0			0	0
Targeted % Tested Positive	14.97%	12.50%	16.49%	24.09%	14.41%	19.05%	16.67%	7.75%	9.92%	16.26%			15.16%	15.16%
Awaiting / Pending Results	0	0	0	0	0	0	0	0	0	0			0	0
Targeted Residual	0	0	0	3	2	0	0	0	0	0			1	5
Random tests collected	76	61	60	73	57	74	60	59	61	78			66	659
Tested Positive	1	0	1	4	1	3	0	0	0	0			1	10
Refusal (guilty)	2	0	0	1	0	0	0	2	0	1			1	6
Unable (not guilty)	0	0	0	0	0	0	0	0	0	0			0	0
Unable (guilty)	0	0	0	1	1	1	2	0	1	0			1	6
Interfered (guilty)	0	0	0	0	0	0	0	0	0	0			0	0
No test (valid reason)	1	4	4	2	2	2	3	4	6	4			3	32
No test (no valid reason)	0	0	0	0	0	0	0	0	0	2			0	2
Adulterated	0	0	0	0	1	0	0	0	0	0			0	1
Awaiting / Pending Results	0	0	0	0	0	0	0	0	0	0			0	0
Random Residual (PIMS URAR030)	0	0	0	0	0	0	0	0	0	0			0	0
Effective Sample - Random General	78	61	60	75	58	75	62	61	62	81			67	673
% Tested positive	1.28%	0.00%	1.67%	5.33%	1.72%	4.00%	0.00%	0.00%	0.00%	0.00%			1.40%	
% Prisoner guilty, positive equivalents	2.56%	0.00%	0.00%	2.67%	3.45%	1.33%	3.23%	3.28%	1.61%	1.23%			1.94%	
% Total prisoner fails	3.85%	0.00%	1.67%	8.00%	3.45%	5.33%	3.23%	3.28%	1.61%	1.23%			3.16%	
% No test without valid reason	0.00%	0.00%	0.00%	0.00%	0.00%	0.00%	0.00%	0.00%	0.00%	2.47%			0.25%	
Random General Benchmark 7.25%	7.25%	7.25%	7.25%	7.25%	7.25%	7.25%	7.25%	7.25%	7.25%	7.25%			YTD	
% Failures for SDO	3.85%	0.00%	1.67%	8.00%	5.17%	5.33%	3.23%	3.28%	1.61%	3.70%			3.71%	

DPFC - Drugs Identified Through Testing by Drug Type – Monthly & 2018-2019

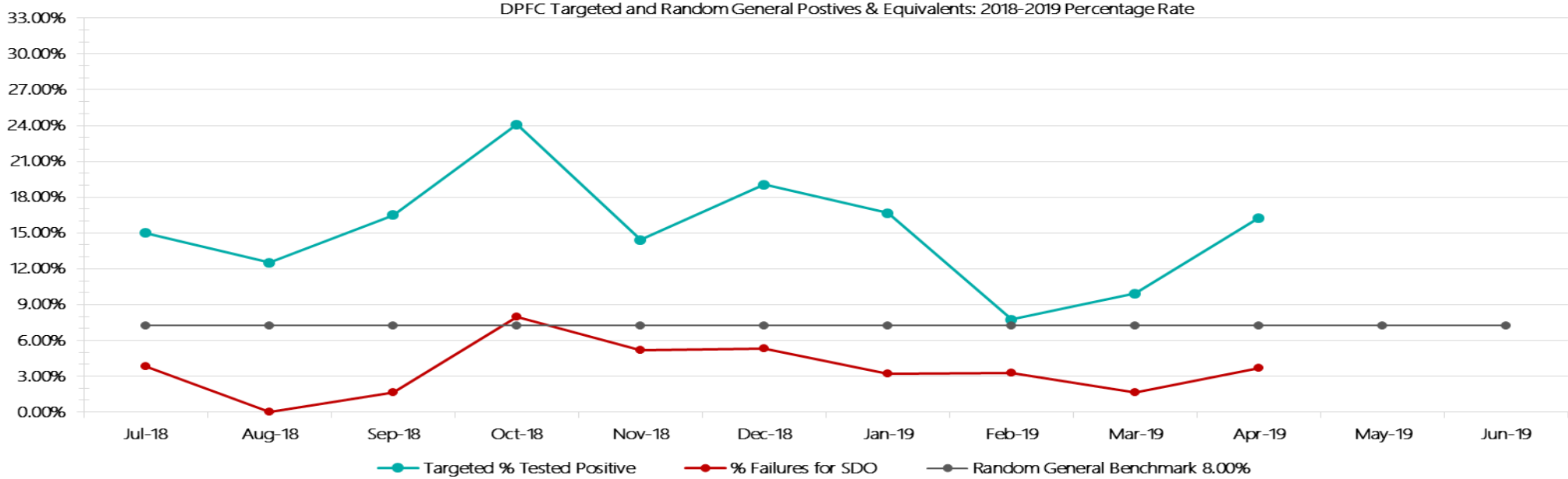
DPFC	Amphetamines	Methamphetamines	Cocaine	Opiates	Benzodiazepines	Cannabinoids	Ethanol**	Methadone	ADP*	APS*	Steroids**	Buprenorphine	NOA*	Total
Jul-18	9	0	0	4	1	0	0	0	1	0	0	2	0	17
Aug-18	2	0	0	0	2	0	0	1	3	0	0	5	0	13
Sep-18	1	0	0	0	1	0	0	1	0	0	0	7	2	12
Oct-18	18	0	0	10	6	1	0	3	2	1	0	4	0	45
Nov-18	9	0	0	4	1	2	0	0	0	0	0	6	0	22
Dec-18	5	0	0	2	1	0	0	0	0	2	0	15	0	25
Jan-19	15	0	0	0	0	0	0	1	1	0	0	3	0	20
Feb-19	6	0	0	0	3	1	0	0	0	1	0	3	0	14
Mar-19	2	3	0	0	1	0	0	1	2	0	0	8	0	17
Apr-19	7	8	0	2	0	1	0	0	0	0	0	3	0	21
May-19														
Jun-19														
DPFC YTD	74	11	0	22	16	5	0	7	9	4	0	56	2	206
<i>All Prisons YTD</i>	<i>314</i>	<i>58</i>	<i>1</i>	<i>64</i>	<i>58</i>	<i>37</i>	<i>5</i>	<i>41</i>	<i>37</i>	<i>23</i>	<i>0</i>	<i>1510</i>	<i>3</i>	<i>2151</i>
<i>DPFC % of Total</i>	<i>23.57%</i>	<i>18.97%</i>	<i>0.00%</i>	<i>34.38%</i>	<i>27.59%</i>	<i>13.51%</i>	<i>0.00%</i>	<i>17.07%</i>	<i>24.32%</i>	<i>17.39%</i>	<i>0.00%</i>	<i>3.71%</i>	<i>66.67%</i>	<i>9.58%</i>

DPFC Seizures of Contraband: Visitors & Prisoners – Monthly & 2018-2019

Visitors	GVM		Powder & Crystal		Synthetic (Suspected)		Prescription Medication		Buprenorphine		Alcohol & Home Brew		Syringes & Needles		Smoking Paraphernalia		Edged Weapons		Electronic Devices		Tools		Other		
	DPFC	Finds	Gms	Finds	Gms	Finds	Gms	Finds	Qty	Finds	Qty	Finds	Ltrs	Finds	Qty	Finds	Qty	Finds	Qty	Finds	Qty	Finds	Qty	Finds	Qty
Jul-18	2	2.00	0	0.00	0	0.00	0	0.00	0	0.00	0	0.000	1	1	0	0	0	0	0	0	0	0	0	0	0
Aug-18	0	0.00	0	0.00	0	0.00	0	0.00	0	0.00	0	0.000	0	0	0	0	0	0	1	1	0	0	0	0	0
Sep-18	0	0.00	0	0.00	0	0.00	0	0.00	0	0.00	0	0.000	0	0	0	0	0	0	0	0	0	0	0	0	0
Oct-18	0	0.00	0	0.00	0	0.00	0	0.00	0	0.00	0	0.000	0	0	1	1	0	0	0	0	0	0	0	0	0
Nov-18	0	0.00	1	13.10	0	0.00	0	0.00	0	0.00	0	0.000	0	0	0	0	0	0	0	0	0	0	0	0	0
Dec-18	0	0.00	0	0.00	0	0.00	0	0.00	0	0.00	0	0.000	0	0	0	0	0	0	0	0	0	0	0	0	0
Jan-19	0	0.00	0	0.00	0	0.00	0	0.00	0	0.00	0	0.000	0	0	0	0	0	0	0	0	0	0	0	0	0
Feb-19	0	0.00	0	0.00	0	0.00	0	0.00	0	0.00	0	0.000	0	0	0	0	0	0	0	0	0	0	0	0	0
Mar-19	0	0.00	0	0.00	0	0.00	0	0.00	0	0.00	0	0.000	0	0	0	0	0	0	0	0	0	0	0	0	0
Apr-19	0	0.00	0	0.00	0	0.00	0	0.00	0	0.00	0	0.000	0	0	0	0	0	0	0	0	0	0	0	0	0
May-19																									
Jun-19																									
Total	2	2.00	1	13.10	0	0.00	0	0.00	0	0.00	0	0.000	1	1	1	1	0	0	1	1	0	0	0	0	0

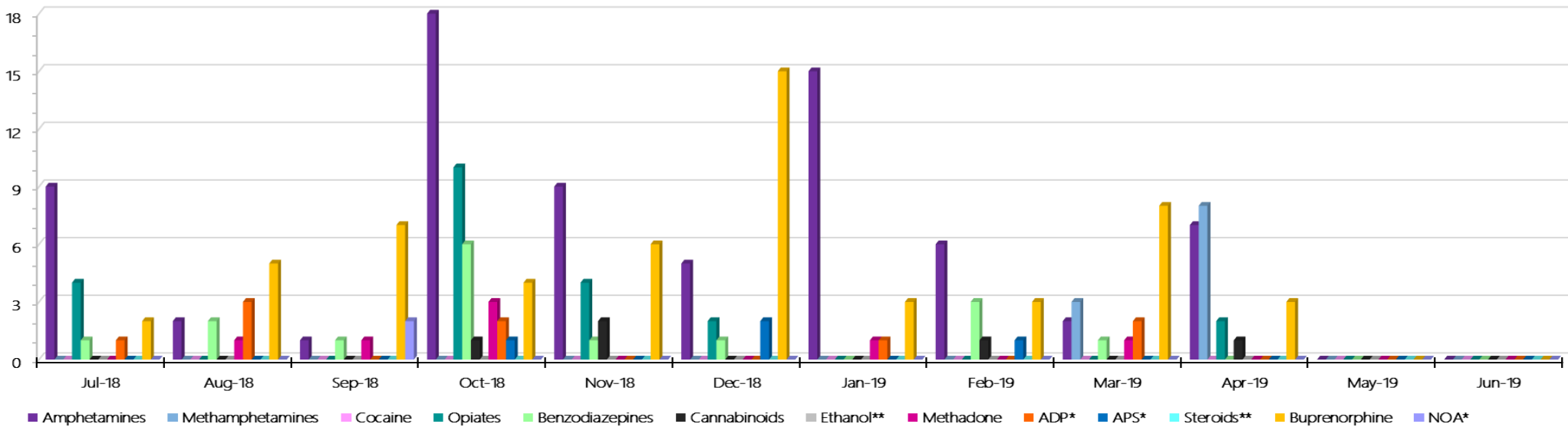
Prisoners	GVM		Powder & Crystal		Synthetic (Suspected)		Prescription Medication		Buprenorphine		Alcohol & Home Brew		Syringes & Needles		Smoking Paraphernalia		Edged Weapons		Electronic Devices		Tools		Other		
	DPFC	Finds	Gms	Finds	Gms	Finds	Gms	Finds	Qty	Finds	Qty	Finds	Ltrs	Finds	Qty	Finds	Qty	Finds	Qty	Finds	Qty	Finds	Qty	Finds	Qty
Jul-18	1	0.02	3	10.00	0	0.00	3	3.50	0	0.00	3	7.125	0	0	5	8	0	0	0	0	1	1	0	0	0
Aug-18	1	0.50	1	1.00	0	0.00	4	11.25	0	0.00	1	1.875	5	12	5	6	0	0	0	0	1	1	3	20	0
Sep-18	1	0.50	1	4.80	0	0.00	8	37.00	0	0.00	0	0.000	2	4	1	1	0	0	0	0	1	2	1	2	0
Oct-18	0	0.00	1	0.30	0	0.00	5	17.00	2	40.00	1	2.000	1	2	2	2	1	1	1	1	1	1	0	0	0
Nov-18	0	0.00	5	26.82	0	0.00	2	7.00	1	4.00	1	2.500	1	4	2	3	1	1	1	1	1	1	2	4	0
Dec-18	0	0.00	1	1.00	0	0.00	1	32.00	0	0.00	2	1.400	4	5	1	1	1	1	2	2	1	1	2	2	0
Jan-19	0	0.00	1	0.10	0	0.00	4	48.00	1	0.20	3	7.000	3	4	5	5	0	0	0	0	1	1	1	1	0
Feb-19	1	0.10	2	7.50	0	0.00	3	7.50	1	0.20	0	0.000	5	8	1	1	0	0	0	0	0	0	2	2	0
Mar-19	0	0.00	1	1.00	0	0.00	5	19.00	2	10.00	2	2.000	0	0	2	2	0	0	1	1	0	0	3	5	0
Apr-19	0	0.00	4	14.20	0	0.00	5	4.25	1	0.50	1	2.000	3	5	2	2	0	0	0	0	1	1	0	0	0
May-19																									
Jun-19																									
Total	4	1.12	20	66.72	0	0.00	40	186.50	8	54.90	14	25.900	24	44	26	31	3	3	5	5	8	9	14	36	0

DPFC Targeted and Random General Drug Test Positives & Equivalents - 2018-2019



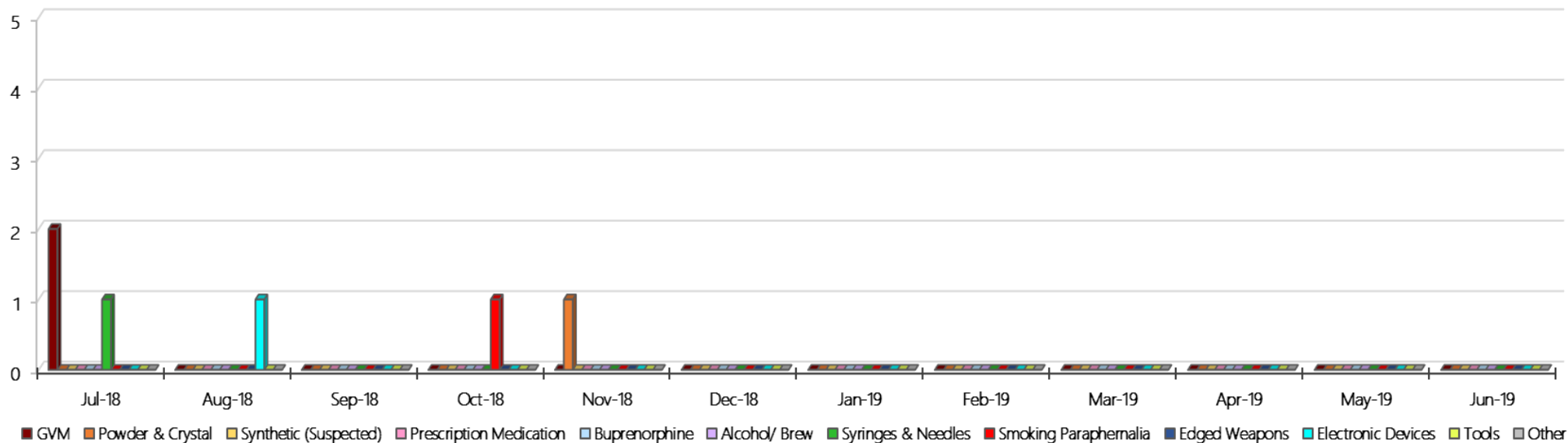
DPFC Positive Test Results by Drug Type - 2018-2019

DPFC Positive Test Results By Drug Type: 2018-2019



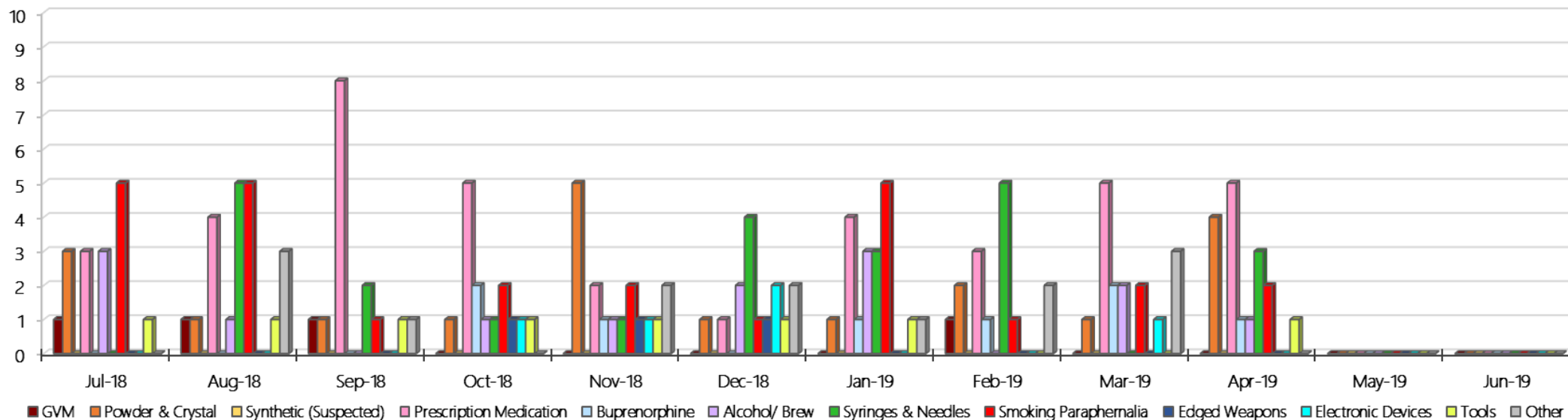
DPFC Count of Visitor Seizure Finds – Monthly 2018-2019

DPFC Count of Visitor Seizure Finds - Monthly 2018-2019



DPFC Count of Prisoner Seizure Finds – Monthly 2018-2019

DPFC Count of Prisoner Seizure Finds - Monthly 2018-2019



Fulham Correctional Centre Targeted and Random General Drug Test Results: 2018-2019

Fulham	Jul-18	Aug-18	Sep-18	Oct-18	Nov-18	Dec-18	Jan-19	Feb-19	Mar-19	Apr-19	May-19	Jun-19	Average	Totals
Effective Sample - Targeted	264	252	228	207	240	239	246	192	225	189			228	2282
Targeted Positives	13	14	13	13	6	9	21	19	20	19			15	147
Refusal	3	0	0	0	0	0	1	1	0	0			1	5
Unable	2	2	3	2	2	5	0	3	4	2			3	25
Interfered	0	0	0	0	0	0	0	0	0	0			0	0
Adulterated	0	0	1	0	0	0	0	0	0	0			0	1
Targeted % Tested Positive	6.82%	6.35%	7.46%	7.25%	3.33%	5.86%	8.94%	11.98%	10.67%	11.11%			7.80%	7.80%
Awaiting / Pending Results	0	0	0	0	0	0	0	0	0	0			0	0
Targeted Residual	1	0	1	1	0	2	2	0	1	0			1	8
Random tests collected	70	53	55	76	60	73	59	58	57	73			63	634
Tested Positive	3	1	2	0	3	1	2	3	0	3			2	18
Refusal (guilty)	0	0	0	1	0	0	0	0	0	1			0	2
Unable (not guilty)	0	0	0	0	0	0	0	0	0	0			0	0
Unable (guilty)	0	0	1	0	0	0	1	0	0	0			0	2
Interfered (guilty)	0	0	0	0	0	0	0	0	0	0			0	0
No test (valid reason)	0	4	2	1	0	2	0	2	3	2			2	16
No test (no valid reason)	0	0	0	0	1	0	0	0	0	0			0	1
Adulterated	0	0	0	0	0	0	0	0	0	0			0	0
Awaiting / Pending Results	0	0	0	0	0	0	0	0	0	0			0	0
Random Residual (PIMS URAR030)	0	0	0	0	0	0	0	1	0	0				1
Effective Sample - Random General	70	53	56	77	61	73	60	58	57	74			64	639
% Tested positive	4.29%	1.89%	3.57%	0.00%	4.92%	1.37%	3.33%	5.17%	0.00%	4.05%			2.86%	
% Prisoner guilty, positive equivalents	0.00%	0.00%	1.79%	1.30%	0.00%	0.00%	1.67%	0.00%	0.00%	1.35%			0.61%	
% Total prisoner fails	4.29%	1.89%	5.36%	1.30%	4.92%	1.37%	5.00%	5.17%	0.00%	5.41%			3.47%	
% No test without valid reason	0.00%	0.00%	0.00%	0.00%	1.64%	0.00%	0.00%	0.00%	0.00%	0.00%			0.16%	
% Failures for SDO	4.29%	1.89%	5.36%	1.30%	6.56%	1.37%	5.00%	5.17%	0.00%	5.41%			3.60%	

Fulham - Drugs Identified Through Testing by Drug Type – Monthly & 2018-2019

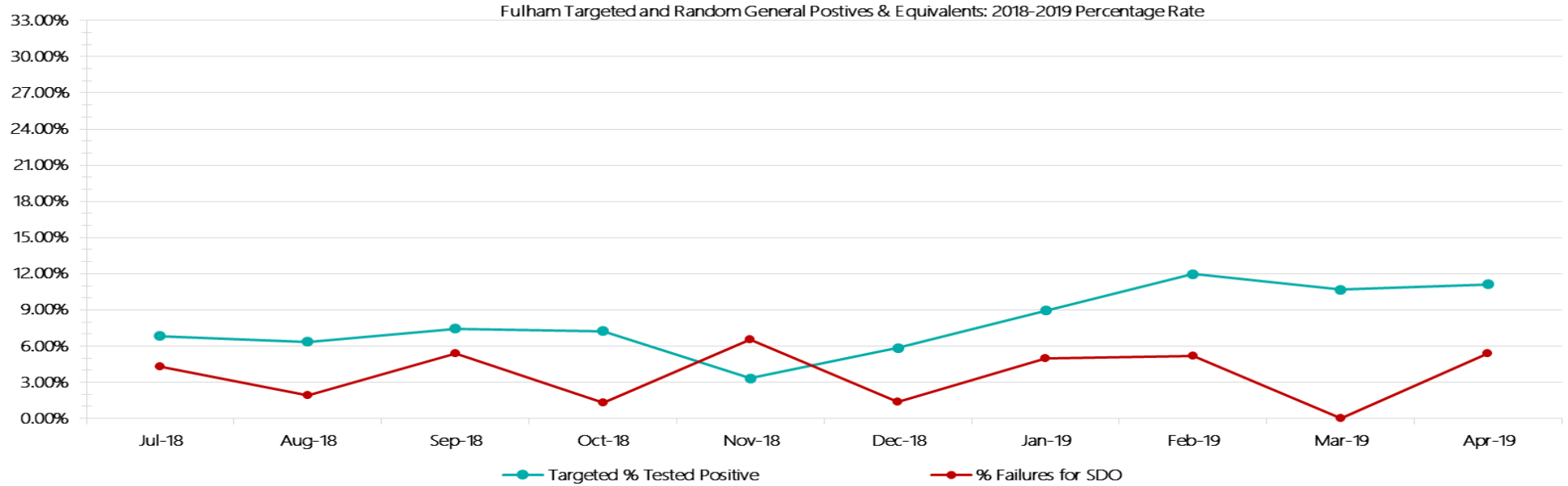
Fulham	Amphetamines	Methamphetamines	Cocaine	Opiates	Benzodiazepines	Cannabinoids	Ethanol**	Methadone	ADP*	APS*	Steroids**	Buprenorphine	NOA*	Total
Jul-18	2	0	0	0	3	1	0	0	5	2	0	6	0	19
Aug-18	3	0	0	1	1	0	0	0	3	3	0	7	1	19
Sep-18	3	0	0	0	0	0	0	0	3	4	0	6	0	16
Oct-18	3	0	0	0	0	0	0	0	1	4	0	7	0	15
Nov-18	3	0	0	0	0	0	0	1	1	0	0	8	0	13
Dec-18	1	0	0	1	0	0	0	1	1	0	0	9	0	13
Jan-19	1	0	0	0	0	0	0	0	4	3	0	19	0	27
Feb-19	1	0	0	1	0	0	0	1	2	1	0	20	0	26
Mar-19	0	0	0	0	1	0	0	0	3	1	0	23	0	28
Apr-19	0	0	0	1	2	0	0	0	4	0	0	19	0	26
May-19														
Jun-19														
Fulham YTD	17	0	0	4	7	1	0	3	27	18	0	124	1	202
All Prisons YTD	314	58	1	64	58	37	5	41	37	23	0	1510	3	2151
Fulham % of Total	5.41%	0.00%	0.00%	6.25%	12.07%	2.70%	0.00%	7.32%	72.97%	78.26%	0.00%	8.21%	33.33%	9.39%

Fulham Seizures of Contraband: Visitors & Prisoners – Monthly & 2018-2019

Visitors	GVM		Powder & Crystal		Synthetic (Suspected)		Prescription Medication		Buprenorphine		Alcohol & Home Brew		Syringes & Needles		Smoking Paraphernalia		Edged Weapons		Electronic Devices		Tools		Other		
	Finds	Gms	Finds	Gms	Finds	Gms	Finds	Qty	Finds	Qty	Finds	Ltrs	Finds	Qty	Finds	Qty	Finds	Qty	Finds	Qty	Finds	Qty	Finds	Qty	
Fulham																									
Jul-18	0	0.00	0	0.00	0	0.00	0	0.00	0	0.00	0	0.000	1	1	3	4	1	1	0	0	0	0	1	1	
Aug-18	0	0.00	0	0.00	0	0.00	0	0.00	0	0.00	0	0.000	1	7	1	1	0	0	0	0	0	0	2	25	
Sep-18	0	0.00	0	0.00	0	0.00	0	0.00	0	0.00	1	1.500	1	7	0	0	0	0	0	0	0	0	1	2	
Oct-18	0	0.00	0	0.00	0	0.00	1	1.00	0	0.00	0	0.000	0	0	2	2	2	2	0	0	0	0	2	17	
Nov-18	0	0.00	1	0.01	0	0.00	0	0.00	0	0.00	0	0.000	1	1	1	1	0	0	0	0	0	0	0	0	
Dec-18	0	0.00	0	0.00	0	0.00	0	0.00	1	2.00	0	0.000	2	46	5	6	0	0	0	0	1	1	5	5	
Jan-19	0	0.00	0	0.00	0	0.00	1	3.00	0	0.00	0	0.000	0	0	1	2	1	1	0	0	0	0	2	38	
Feb-19	0	0.00	0	0.00	0	0.00	0	0.00	0	0.00	0	0.000	1	5	0	0	0	0	0	0	0	1	1	0	0
Mar-19	0	0.00	0	0.00	0	0.00	0	0.00	0	0.00	0	0.000	0	0	2	2	0	0	0	0	1	1	4	20	
Apr-19	0	0.00	0	0.00	0	0.00	0	0.00	0	0.00	0	0.000	1	1	0	0	0	0	0	0	0	0	0	0	
May-19																									
Jun-19																									
Total	0	0.00	1	0.01	0	0.00	2	4.00	1	2.00	1	1.500	8	68	15	18	4	4	0	0	3	3	17	108	

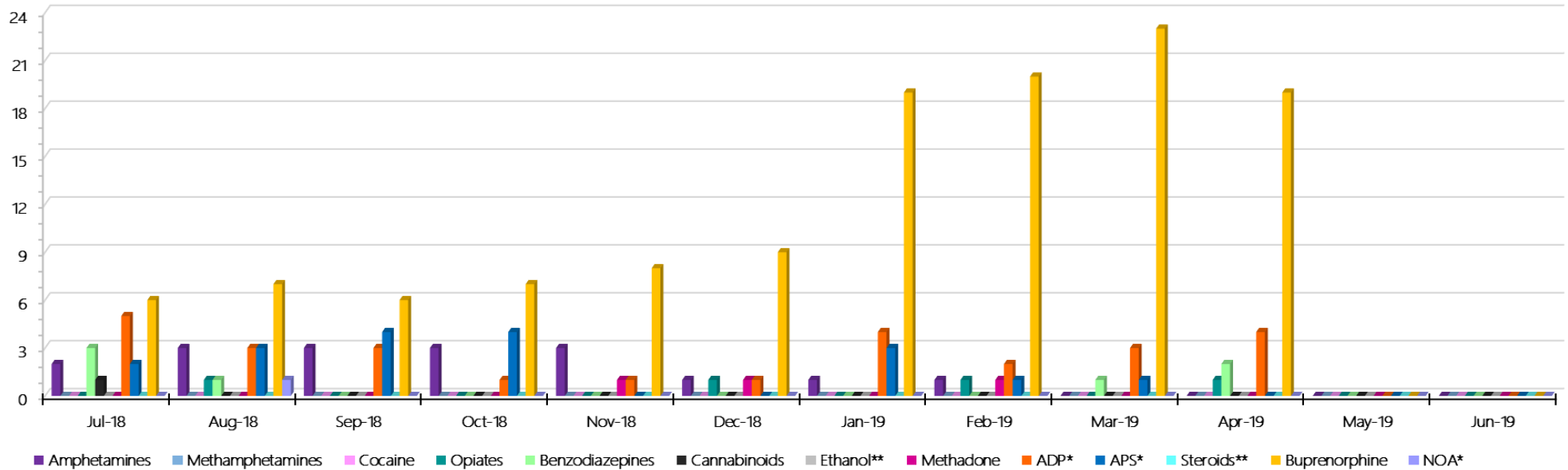
Prisoners	GVM		Powder & Crystal		Synthetic (Suspected)		Prescription Medication		Buprenorphine		Alcohol & Home Brew		Syringes & Needles		Smoking Paraphernalia		Edged Weapons		Electronic Devices		Tools		Other	
	Finds	Gms	Finds	Gms	Finds	Gms	Finds	Qty	Finds	Qty	Finds	Ltrs	Finds	Qty	Finds	Qty	Finds	Qty	Finds	Qty	Finds	Qty	Finds	Qty
Fulham																								
Jul-18	0	0.00	2	1.33	0	0.00	18	39.50	1	4.00	2	15.100	1	1	31	55	4	4	6	32	11	15	15	28
Aug-18	0	0.00	1	1.00	0	0.00	9	13.00	2	2.00	0	0.000	4	7	38	54	5	5	0	0	6	6	6	6
Sep-18	0	0.00	0	0.00	0	0.00	5	12.50	0	0.00	5	9.000	3	3	24	65	8	18	2	3	6	6	12	18
Oct-18	0	0.00	1	1.32	0	0.00	8	15.50	2	3.00	3	5.000	1	2	39	90	4	7	3	8	4	5	20	26
Nov-18	0	0.00	0	0.00	0	0.00	5	5.25	2	44.40	2	1.750	0	0	26	52	1	1	1	1	3	3	15	22
Dec-18	0	0.00	1	0.64	0	0.00	8	14.00	5	12.50	5	8.000	3	3	25	31	4	5	0	0	14	26	26	33
Jan-19	0	0.00	0	0.00	0	0.00	13	19.00	8	1.20	8	9.500	0	0	28	50	3	3	0	0	5	9	17	28
Feb-19	0	0.00	1	4.27	0	0.00	15	22.00	4	21.30	9	10.200	2	2	48	87	4	5	1	1	1	2	21	247
Mar-19	1	1.00	0	0.00	0	0.00	10	10.75	1	0.30	9	19.500	2	2	20	62	4	4	6	13	13	37	17	27
Apr-19	1	0.01	0	0.00	0	0.00	4	7.00	11	156.30	8	2.000	2	2	12	22	3	3	2	11	8	15	10	13
May-19																								
Jun-19																								
Total	2	1.01	6	8.56	0	0.00	95	158.50	36	245.00	51	80.050	18	22	291	568	40	55	21	69	71	124	159	448

Fulham Targeted and Random General Drug Test Positives & Equivalentents - 2018-2019

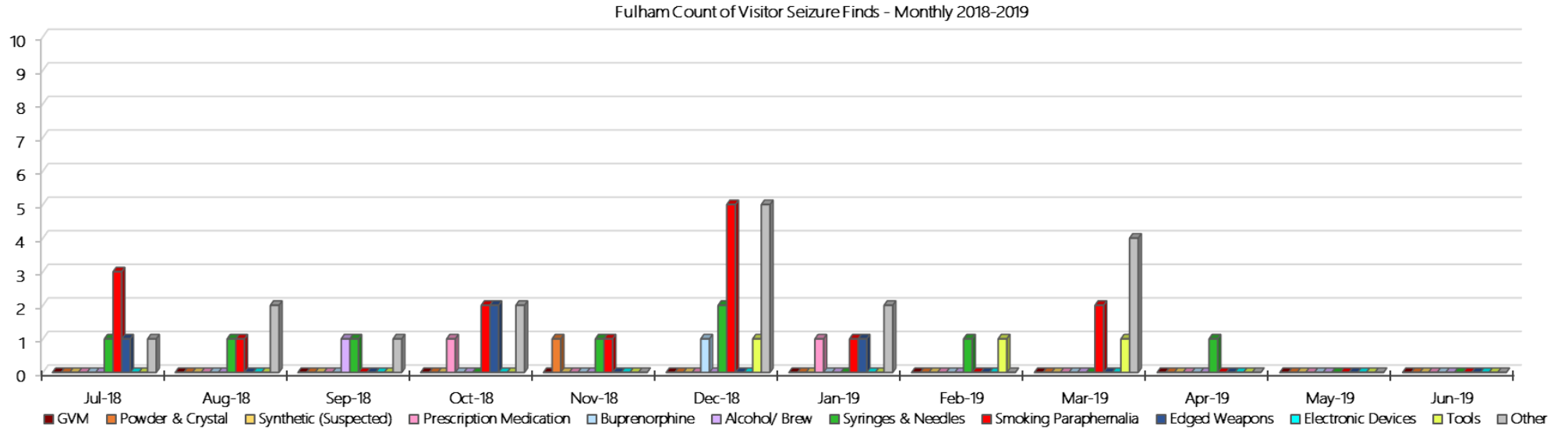


Fulham Positive Test Results by Drug Type - 2018-2019

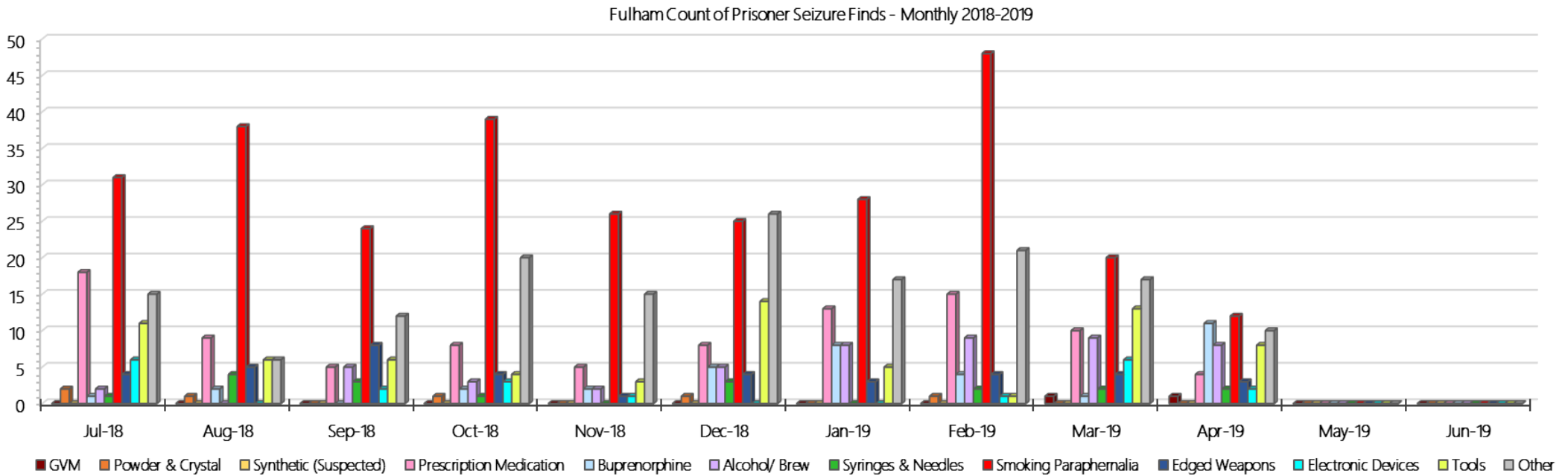
Fulham Positive Test Results By Drug Type: 2018-2019



Fulham Count of Visitor Seizure Finds – Monthly 2018-2019



Fulham Count of Prisoner Seizure Finds – Monthly 2018-2019



Hopkins Correctional Centre

Targeted and Random General Drug Test Results: 2018-2019

HCC	Jul-18	Aug-18	Sep-18	Oct-18	Nov-18	Dec-18	Jan-19	Feb-19	Mar-19	Apr-19	May-19	Jun-19	Average	Total
Effective Sample - Targeted	14	49	28	28	22	15	25	20	15	33			25	249
Targeted Positives	1	1	1	1	1	2	3	0	1	1			1	12
Refusal	0	0	0	0	0	0	2	0	0	0			0	2
Unable	0	1	0	0	0	0	0	0	0	0			0	1
Interfered	0	0	0	0	0	0	0	0	0	0			0	0
Adulterated	0	0	0	0	0	0	0	0	0	0			0	0
Targeted % Tested Positive	7.14%	4.08%	3.57%	3.57%	4.55%	13.33%	20.00%	0.00%	6.67%	3.03%			6.02%	6.02%
Awaiting / Pending Results	0	0	0	0	0	0	0	0	0	0			0	0
Targeted Residual	0	0	0	0	0	0	0	0	0	0			0	0
Random tests collected	102	85	90	114	91	111	91	90	82	106			96	962
Tested Positive	0	0	0	0	1	1	2	2	1	1			1	8
Refusal (guilty)	1	0	2	0	0	0	0	0	0	1			0	4
Unable (not guilty)	0	0	0	0	0	0	0	0	0	0			0	0
Unable (guilty)	0	1	0	0	0	2	0	1	0	0			0	4
Interfered (guilty)	0	0	0	0	0	0	0	0	0	0			0	0
No test (valid reason)	1	0	0	1	1	2	1	0	0	3			1	9
No test (no valid reason)	0	0	0	0	0	0	0	0	6	0			1	6
Adulterated	0	0	0	0	0	0	0	0	0	0			0	0
Awaiting / Pending Results	0	0	0	0	0	0	0	0	0	0			0	0
Random Residual (PIMS URAR030)	0	0	0	0	0	0	0	0	0	0			0	0
Effective Sample - Random General	103	86	92	114	91	113	91	91	88	107			98	976
% Tested positive	0.00%	0.00%	0.00%	0.00%	1.10%	0.88%	2.20%	2.20%	1.14%	0.93%			0.85%	
% Prisoner guilty, positive equivalents	0.97%	1.16%	2.17%	0.00%	0.00%	1.77%	0.00%	1.10%	0.00%	0.93%			0.81%	
% Total prisoner fails	0.97%	1.16%	2.17%	0.00%	1.10%	2.65%	2.20%	3.30%	1.14%	1.87%			1.66%	
% No test without valid reason	0.00%	0.00%	0.00%	0.00%	0.00%	0.00%	0.00%	0.00%	6.82%	0.00%			0.68%	
Random General Benchmark 3.50%	3.50%	3.50%	3.50%	3.50%	3.50%	3.50%	3.50%	3.50%	3.50%	3.50%			YTD	
% Failures for SDO	0.97%	1.16%	2.17%	0.00%	1.10%	2.65%	2.20%	3.30%	7.95%	1.87%			2.25%	

Hopkins - Drugs Identified Through Testing by Drug Type – Monthly & 2018-2019

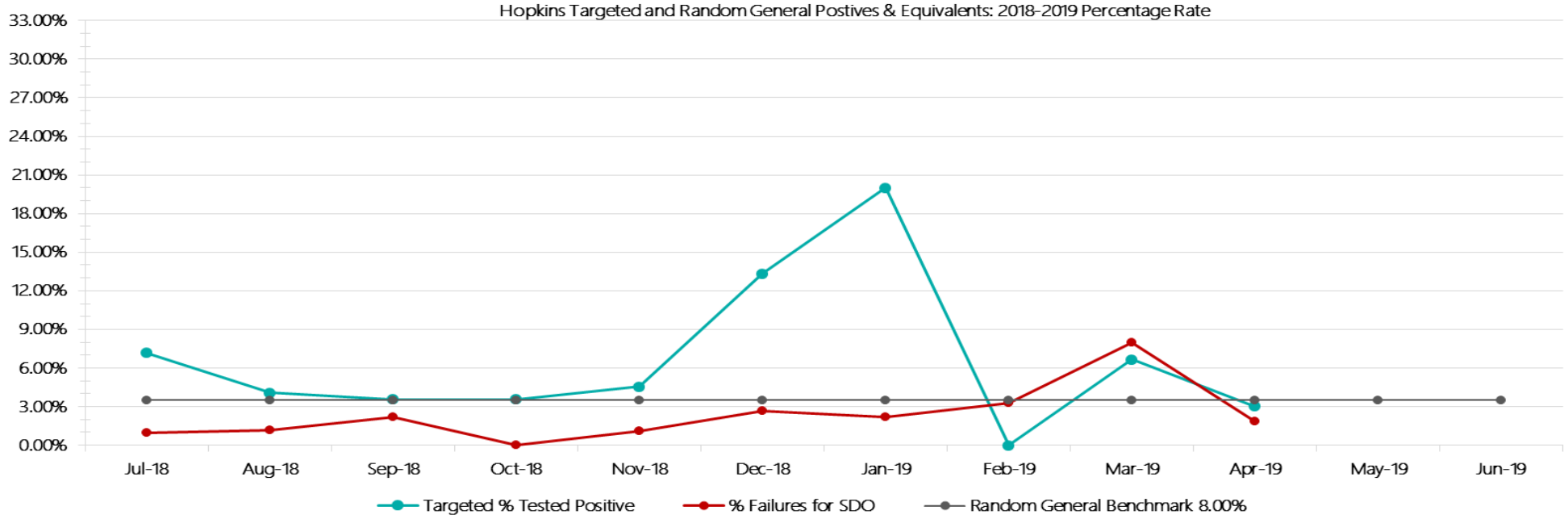
Hopkins	Amphetamines	Methamphetamines	Cocaine	Opiates	Benzodiazepines	Cannabinoids	Ethanol**	Methadone	ADP*	APS*	Steroids**	Buprenorphine	NOA*	Total
Jul-18	0	0	0	0	0	0	0	0	0	0	0	3	0	3
Aug-18	0	0	0	0	0	0	0	1	0	0	0	5	0	6
Sep-18	1	0	0	0	0	0	0	0	0	0	0	0	0	1
Oct-18	0	0	0	0	0	0	0	0	0	0	0	4	0	4
Nov-18	0	0	0	0	0	0	0	0	0	0	0	3	0	3
Dec-18	0	0	0	0	0	0	0	0	0	0	0	3	0	3
Jan-19	0	0	0	0	0	0	0	0	0	0	0	5	0	5
Feb-19	0	0	0	0	0	0	0	0	0	0	0	2	0	2
Mar-19	0	0	0	0	0	0	0	0	0	0	0	4	0	4
Apr-19	0	0	0	0	0	0	0	0	0	0	0	3	0	3
May-19														
Jun-19														
Hopkins YTD	1	0	0	0	0	0	0	1	0	0	0	32	0	34
All Prisons YTD	314	58	1	64	58	37	5	41	37	23	0	1510	3	2151
Hopkins % of Total	0.32%	0.00%	0.00%	0.00%	0.00%	0.00%	0.00%	2.44%	0.00%	0.00%	0.00%	2.12%	0.00%	1.58%

Hopkins Seizures of Contraband: Visitors & Prisoners – Monthly & 2018-2019

Visitors	GVM		Powder & Crystal		Synthetic (Suspected)		Prescription Medication		Buprenorphine		Alcohol & Home Brew		Syringes & Needles		Smoking Paraphernalia		Edged Weapons		Electronic Devices		Tools		Other	
	Finds	Gms	Finds	Gms	Finds	Gms	Finds	Qty	Finds	Qty	Finds	Ltrs	Finds	Qty	Finds	Qty	Finds	Qty	Finds	Qty	Finds	Qty	Finds	Qty
Hopkins																								
Jul-18	0	0.00	2	0.40	0	0.00	2	21.00	0	0.00	0	0.000	1	5	0	0	0	0	0	0	0	0	9	159
Aug-18	1	1.00	1	1.50	0	0.00	0	0.00	0	0.00	0	0.000	0	0	0	0	0	0	0	0	0	0	0	0
Sep-18	0	0.00	0	0.00	0	0.00	0	0.00	0	0.00	0	0.000	0	0	0	0	0	0	0	0	0	0	0	0
Oct-18	0	0.00	0	0.00	0	0.00	0	0.00	0	0.00	0	0.000	0	0	0	0	0	0	0	0	0	0	0	0
Nov-18	0	0.00	0	0.00	0	0.00	0	0.00	0	0.00	0	0.000	0	0	0	0	0	0	0	0	0	0	0	0
Dec-18	0	0.00	0	0.00	0	0.00	0	0.00	0	0.00	0	0.000	0	0	0	0	0	0	0	0	0	0	0	0
Jan-19	0	0.00	0	0.00	0	0.00	0	0.00	0	0.00	0	0.000	0	0	0	0	0	0	0	0	0	0	0	0
Feb-19	0	0.00	0	0.00	0	0.00	0	0.00	0	0.00	0	0.000	0	0	0	0	0	0	0	0	0	0	0	0
Mar-19	0	0.00	0	0.00	0	0.00	0	0.00	0	0.00	0	0.000	0	0	1	1	0	0	0	0	1	1	0	0
Apr-19	0	0.00	1	2.10	0	0.00	0	0.00	0	0.00	0	0.000	0	0	0	0	0	0	0	0	0	0	0	0
May-19																								
Jun-19																								
Total	1	1.00	4	4.00	0	0.00	2	21.00	0	0.00	0	0.000	1	5	1	1	0	0	0	0	1	1	9	159

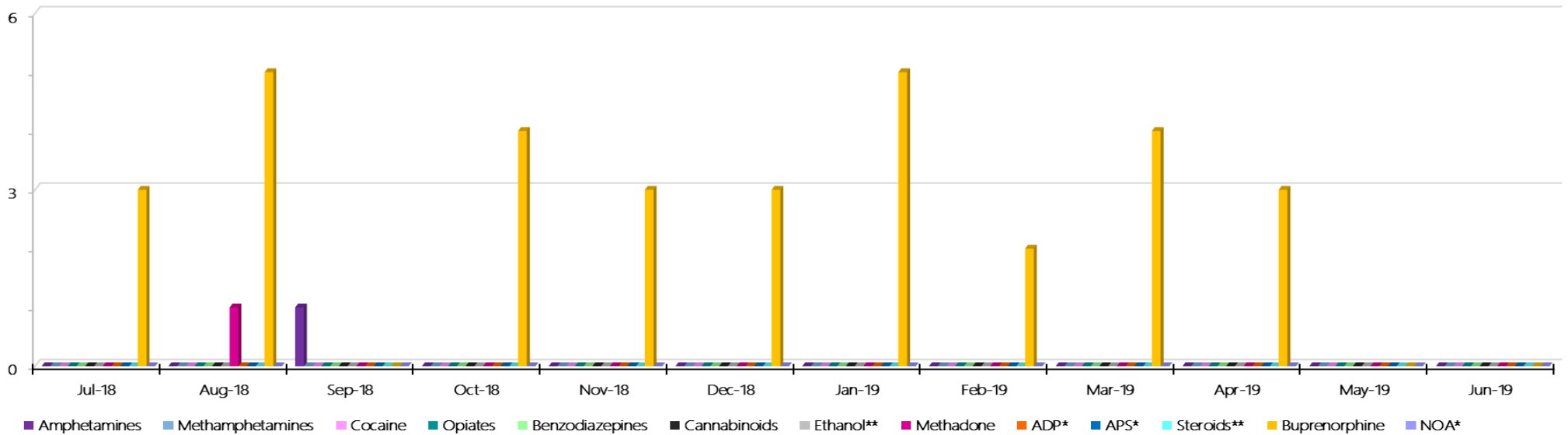
Prisoners	GVM		Powder & Crystal		Synthetic (Suspected)		Prescription Medication		Buprenorphine		Alcohol & Home Brew		Syringes & Needles		Smoking Paraphernalia		Edged Weapons		Electronic Devices		Tools		Other	
	Finds	Gms	Finds	Gms	Finds	Gms	Finds	Qty	Finds	Qty	Finds	Ltrs	Finds	Qty	Finds	Qty	Finds	Qty	Finds	Qty	Finds	Qty	Finds	Qty
Hopkins																								
Jul-18	0	0.00	3	1.40	0	0.00	0	0.00	0	0.00	0	0.000	2	2	1	2	2	2	0	0	0	0	6	34
Aug-18	0	0.00	0	0.00	0	0.00	2	8.00	0	0.00	1	1.000	1	1	1	1	1	1	1	3	0	0	6	16
Sep-18	0	0.00	1	0.08	0	0.00	6	14.00	1	0.30	1	4.000	2	2	2	2	3	3	1	1	1	1	0	0
Oct-18	0	0.00	0	0.00	0	0.00	2	2.00	0	0.00	1	0.750	1	1	5	8	6	8	0	0	0	0	1	1
Nov-18	0	0.00	3	6.11	0	0.00	3	7.00	1	1.00	0	0.000	1	1	2	2	4	4	2	2	1	3	2	3
Dec-18	2	4.00	1	1.00	0	0.00	4	3.75	1	0.50	1	1.500	1	1	3	8	1	2	0	0	1	1	7	7
Jan-19	2	2.00	0	0.00	0	0.00	3	3.50	1	0.50	0	0.000	0	0	3	3	3	3	0	0	2	2	3	3
Feb-19	2	0.20	1	0.20	0	0.00	1	1.00	3	6.00	0	0.000	1	1	2	2	4	4	0	0	1	1	2	100
Mar-19	2	3.00	0	0.00	0	0.00	2	2.00	2	0.40	0	0.000	0	0	3	3	1	1	0	0	0	0	4	5
Apr-19	0	0.00	0	0.00	0	0.00	3	4.00	1	4.00	1	2.000	2	2	2	7	2	6	0	0	0	0	1	2
May-19																								
Jun-19																								
Total	8	9.20	9	8.79	0	0.00	26	45.25	10	12.70	5	9.250	11	11	24	38	27	34	4	6	6	8	32	171

Hopkins Targeted and Random General Drug Test Positives & Equivalentents - 2018-2019



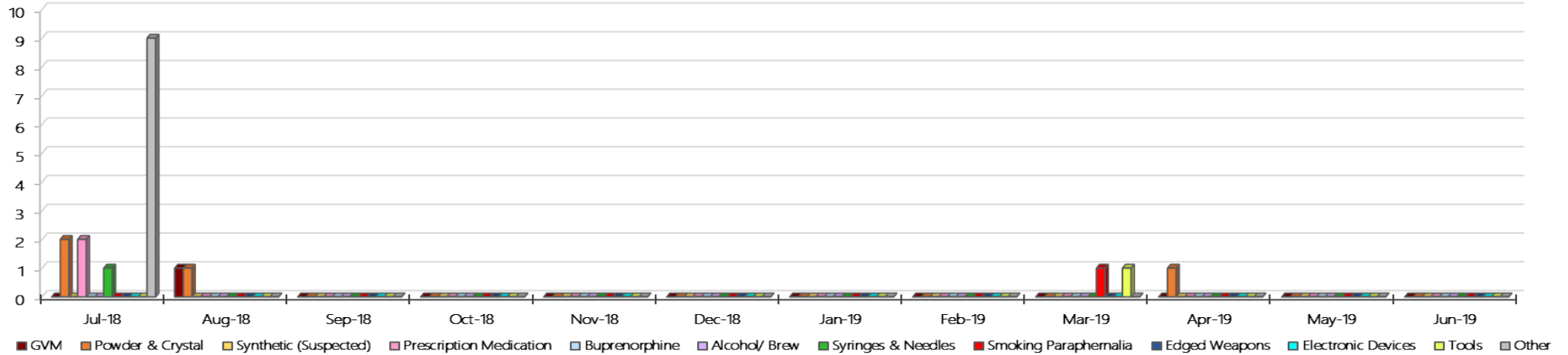
Hopkins Positive Test Results by Drug Type - 2018-2019

Hopkins Positive Test Results By Drug Type: 2018-2019



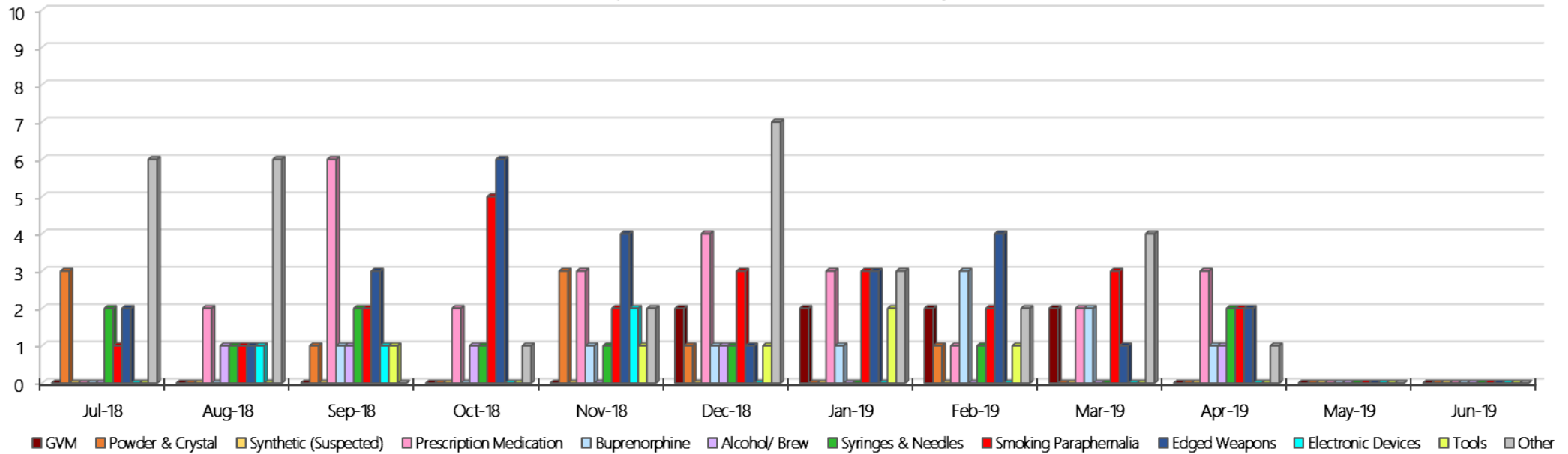
Hopkins Count of Visitor Seizures Finds – Monthly 2018-2019

Hopkins Count of Visitor Seizure Finds - Monthly 2018-2019



Hopkins Count of Prisoner Seizure Finds – Monthly 2018-2019

Hopkins Count of Prisoner Seizure Finds - Monthly 2018-2019



Karreenga (annex of Marngoneet)

Targeted and Random General Drug Test Results: 2018-2019

Karreenga	Jul-18	Aug-18	Sep-18	Oct-18	Nov-18	Dec-18	Jan-19	Feb-19	Mar-19	Apr-19	May-19	Jun-19	Average	Total
Effective Sample - Targeted	13	20	27	24	67	55	43	27	16	6			30	298
Targeted Positives	0	0	1	3	3	10	4	3	2	0			3	26
Refusal	0	0	0	0	1	0	1	1	1	0			0	4
Unable	0	0	0	1	0	1	0	0	0	1			0	3
Interfered	0	0	0	0	0	0	0	0	0	0			0	0
Adulterated	0	0	0	0	0	0	0	0	0	0			0	0
Targeted % Tested Positive	0.00%	0.00%	3.70%	16.67%	5.97%	20.00%	11.63%	14.81%	18.75%	16.67%			11.07%	11.07%
Awaiting / Pending Results	0	0	0	0	0	0	0	0	0	0			0	0
Targeted Residual	0	0	0	0	0	0	0	0	0	0			0	0
Random tests collected	44	35	34	41	35	42	36	35	35	43			38	380
Tested Positive	0	1	0	1	1	3	1	1	3	0			1	11
Refusal (guilty)	0	0	0	0	0	0	0	0	1	0			0	1
Unable (not guilty)	0	0	0	0	0	0	0	0	0	0			0	0
Unable (guilty)	1	1	0	3	1	1	0	1	0	1			1	9
Interfered (guilty)	0	0	0	0	0	0	0	0	0	0			0	0
No test (valid reason)	0	0	2	1	0	2	0	0	0	1			1	6
No test (no valid reason)	0	0	0	0	0	0	0	0	0	0			0	0
Adulterated	0	0	0	0	0	0	0	0	0	0			0	0
Awaiting / Pending Results	0	0	0	0	0	0	0	0	0	0			0	0
Random Residual (PIMS URAR030)	0	0	0	0	0	2	0	0	1	0				3
Effective Sample - Random General	45	36	34	44	36	43	36	36	36	44			39	390
% Tested positive	0.00%	2.78%	0.00%	2.27%	2.78%	6.98%	2.78%	2.78%	8.33%	0.00%			2.87%	
% Prisoner guilty, positive equivalents	2.22%	2.78%	0.00%	6.82%	2.78%	2.33%	0.00%	2.78%	2.78%	2.27%			2.47%	
% Total prisoner fails	2.22%	5.56%	0.00%	9.09%	5.56%	9.30%	2.78%	5.56%	11.11%	2.27%			5.34%	
% No test without valid reason	0.00%	0.00%	0.00%	0.00%	0.00%	0.00%	0.00%	0.00%	0.00%	0.00%			0.00%	
Random General Benchmark 3.50%	3.50%	3.50%	3.50%	3.50%	3.50%	3.50%	3.50%	3.50%	3.50%	3.50%			YTD	
% Failures for SDO	2.22%	5.56%	0.00%	9.09%	5.56%	9.30%	2.78%	5.56%	11.11%	2.27%			5.38%	

Karreenga - Drugs Identified Through Testing by Drug Type – Monthly & 2018-2019

Karreenga	Amphetamines	Methamphetamines	Cocaine	Opiates	Benzodiazepines	Cannabinoids	Ethanol**	Methadone	ADP*	APS*	Steroids**	Buprenorphine	NOA*	Total
Jul-18	0	0	0	0	0	0	0	0	0	0	0	0	0	0
Aug-18	0	0	0	0	1	0	0	0	0	0	0	1	0	2
Sep-18	0	0	0	1	0	0	0	0	0	0	0	2	0	3
Oct-18	0	0	0	0	0	0	0	1	0	0	0	3	0	4
Nov-18	0	0	0	0	0	0	1	0	0	0	0	3	0	4
Dec-18	0	0	0	0	0	0	2	0	0	0	0	14	0	16
Jan-19	0	0	0	0	0	0	0	0	0	0	0	10	0	10
Feb-19	0	0	0	0	0	0	0	0	0	0	0	6	0	6
Mar-19	0	0	0	0	0	0	0	0	0	0	0	7	0	7
Apr-19	0	0	0	0	0	0	0	0	0	0	0	0	0	0
May-19														
Jun-19														
Karreenga YTD	0	0	0	1	1	0	3	1	0	0	0	46	0	52
All Prisons YTD	314	58	1	64	58	37	5	41	37	23	0	1510	3	2151
Karreenga % of Total	0.00%	0.00%	0.00%	1.56%	1.72%	0.00%	60.00%	2.44%	0.00%	0.00%	0.00%	3.05%	0.00%	2.42%

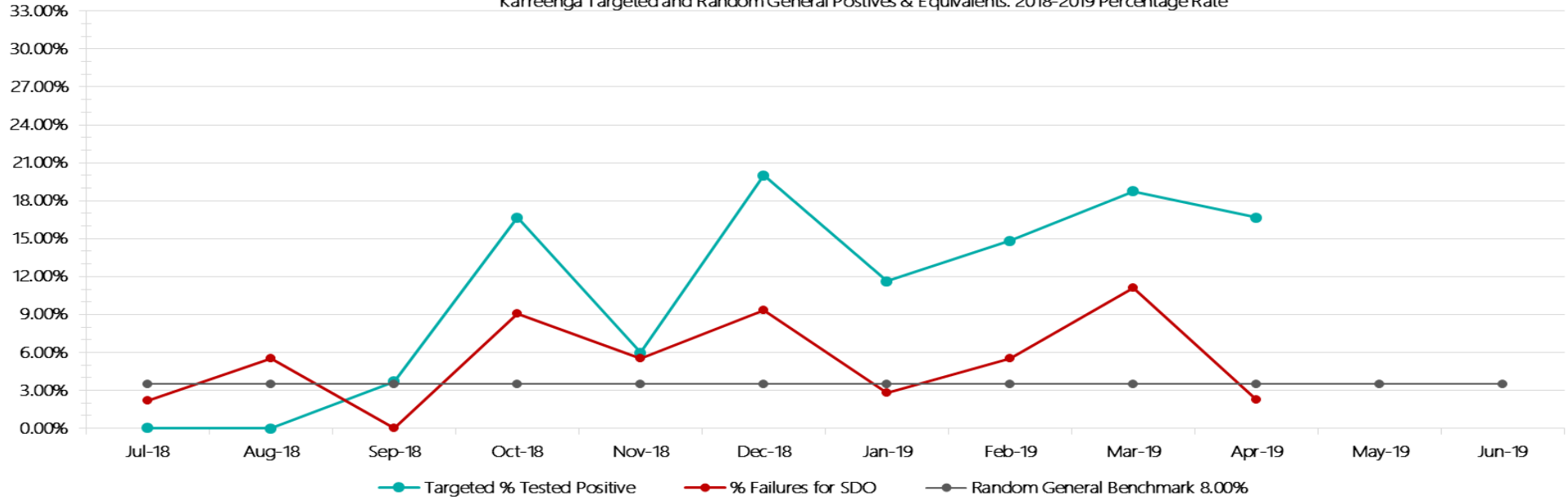
Karreenga Seizures of Contraband: Visitors & Prisoners – Monthly & 2018-2019

Visitors	GVM		Powder & Crystal		Synthetic (Suspected)		Prescription Medication		Buprenorphine		Alcohol & Home Brew		Syringes & Needles		Smoking Paraphernalia		Edged Weapons		Electronic Devices		Tools		Other	
	Finds	Gms	Finds	Gms	Finds	Gms	Finds	Qty	Finds	Qty	Finds	Ltrs	Finds	Qty	Finds	Qty	Finds	Qty	Finds	Qty	Finds	Qty	Finds	Qty
Karreenga																								
Jul-18	0	0.00	0	0.00	0	0.00	0	0.00	0	0.00	0	0.000	0	0	0	0	0	0	0	0	0	0	0	0
Aug-18	0	0.00	0	0.00	0	0.00	0	0.00	0	0.00	0	0.000	0	0	0	0	0	0	0	0	0	0	0	0
Sep-18	0	0.00	0	0.00	0	0.00	0	0.00	0	0.00	0	0.000	0	0	0	0	0	0	0	0	0	0	0	0
Oct-18	0	0.00	0	0.00	0	0.00	0	0.00	0	0.00	0	0.000	0	0	1	1	0	0	0	0	0	0	0	0
Nov-18	0	0.00	0	0.00	0	0.00	0	0.00	0	0.00	0	0.000	0	0	0	0	0	0	0	0	0	0	0	0
Dec-18	0	0.00	0	0.00	0	0.00	0	0.00	0	0.00	0	0.000	0	0	0	0	0	0	0	0	0	0	0	0
Jan-19	0	0.00	0	0.00	0	0.00	0	0.00	0	0.00	0	0.000	0	0	0	0	0	0	0	0	0	0	0	0
Feb-19	0	0.00	0	0.00	0	0.00	0	0.00	0	0.00	0	0.000	0	0	0	0	0	0	0	0	0	0	0	0
Mar-19	0	0.00	0	0.00	0	0.00	0	0.00	0	0.00	0	0.000	0	0	0	0	0	0	0	0	0	0	0	0
Apr-19	0	0.00	0	0.00	0	0.00	0	0.00	0	0.00	0	0.000	0	0	0	0	0	0	0	0	0	0	0	0
May-19																								
Jun-19																								
Total	0	0.00	0	0.00	0	0.00	0	0.00	0	0.00	0	0.000	0	0	1	1	0	0	0	0	0	0	0	0

Prisoners	GVM		Powder & Crystal		Synthetic (Suspected)		Prescription Medication		Buprenorphine		Alcohol & Home Brew		Syringes & Needles		Smoking Paraphernalia		Edged Weapons		Electronic Devices		Tools		Other	
	Finds	Gms	Finds	Gms	Finds	Gms	Finds	Qty	Finds	Qty	Finds	Ltrs	Finds	Qty	Finds	Qty	Finds	Qty	Finds	Qty	Finds	Qty	Finds	Qty
Karreenga																								
Jul-18	0	0.00	0	0.00	0	0.00	6	175.50	0	0.00	0	0.000	0	0	1	1	1	1	1	10	0	0	1	10
Aug-18	0	0.00	0	0.00	0	0.00	1	1.00	0	0.00	0	0.000	0	0	2	4	1	1	1	1	0	0	3	3
Sep-18	0	0.00	0	0.00	0	0.00	1	2.00	2	6.90	0	0.000	0	0	2	3	2	2	0	0	0	0	3	7
Oct-18	0	0.00	0	0.00	0	0.00	4	25.00	2	0.40	0	0.000	0	0	1	1	1	1	0	0	0	0	0	0
Nov-18	0	0.00	0	0.00	0	0.00	5	8.00	1	0.10	0	0.000	0	0	3	11	1	1	0	0	3	3	4	4
Dec-18	0	0.00	0	0.00	0	0.00	2	5.50	0	0.00	1	2.000	0	0	1	2	0	0	0	0	0	0	3	3
Jan-19	0	0.00	0	0.00	0	0.00	0	0.00	0	0.00	1	11.250	3	3	2	5	1	1	0	0	0	0	4	9
Feb-19	0	0.00	0	0.00	0	0.00	0	0.00	1	0.10	0	0.000	1	1	0	0	2	2	0	0	0	0	1	1
Mar-19	0	0.00	0	0.00	0	0.00	5	4.60	1	0.10	2	10.000	3	5	4	20	2	6	0	0	1	1	1	1
Apr-19	0	0.00	0	0.00	0	0.00	5	12.50	3	0.70	1	10.000	3	3	0	0	1	1	1	1	0	0	2	2
May-19																								
Jun-19																								
Total	0	0.00	0	0.00	0	0.00	29	234.10	10	8.30	5	33.250	10	12	16	47	12	16	3	12	4	4	22	40

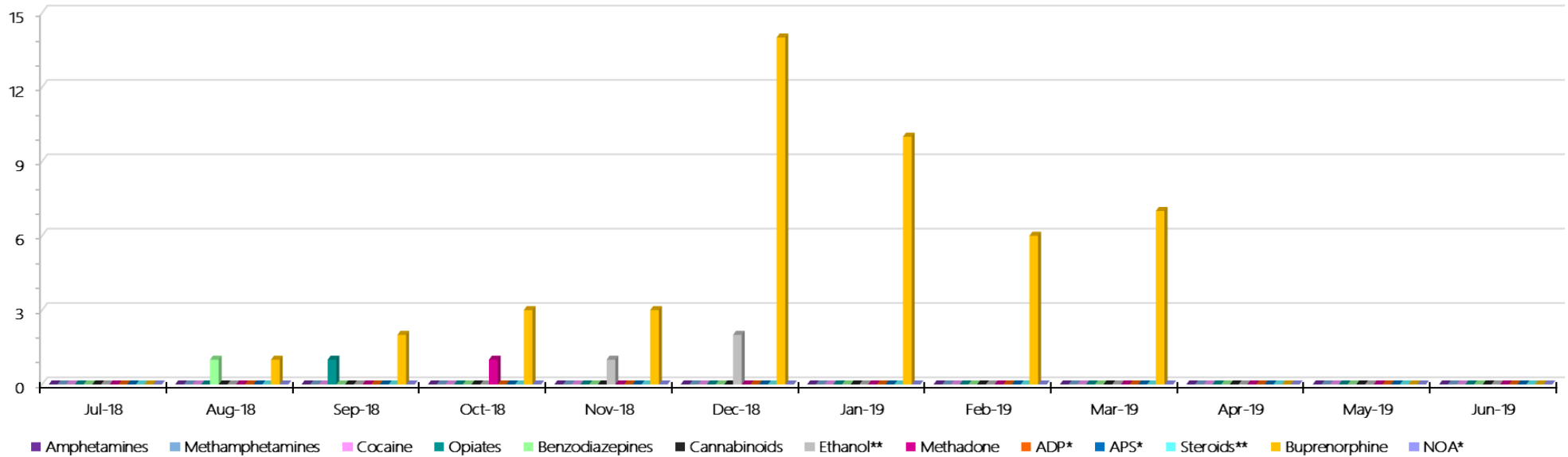
Karreenga Targeted and Random General Drug Test Positives & Equivalents - 2018-2019

Karreenga Targeted and Random General Postives & Equivalents: 2018-2019 Percentage Rate



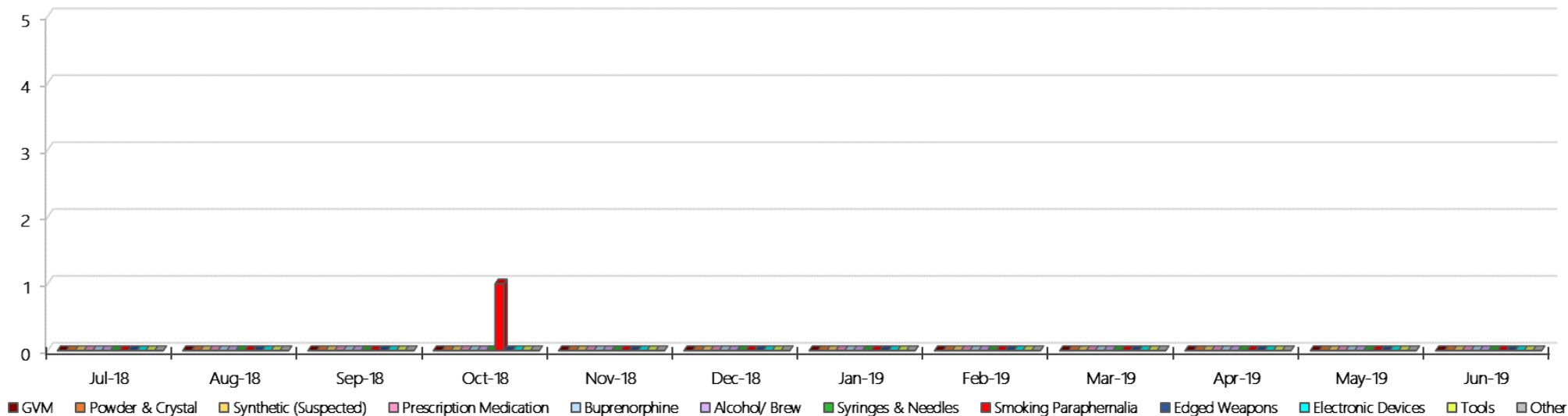
Karreenga Positive Test Results by Drug Type - 2018-2019

Karreenga Positive Test Results By Drug Type: 2018-2019



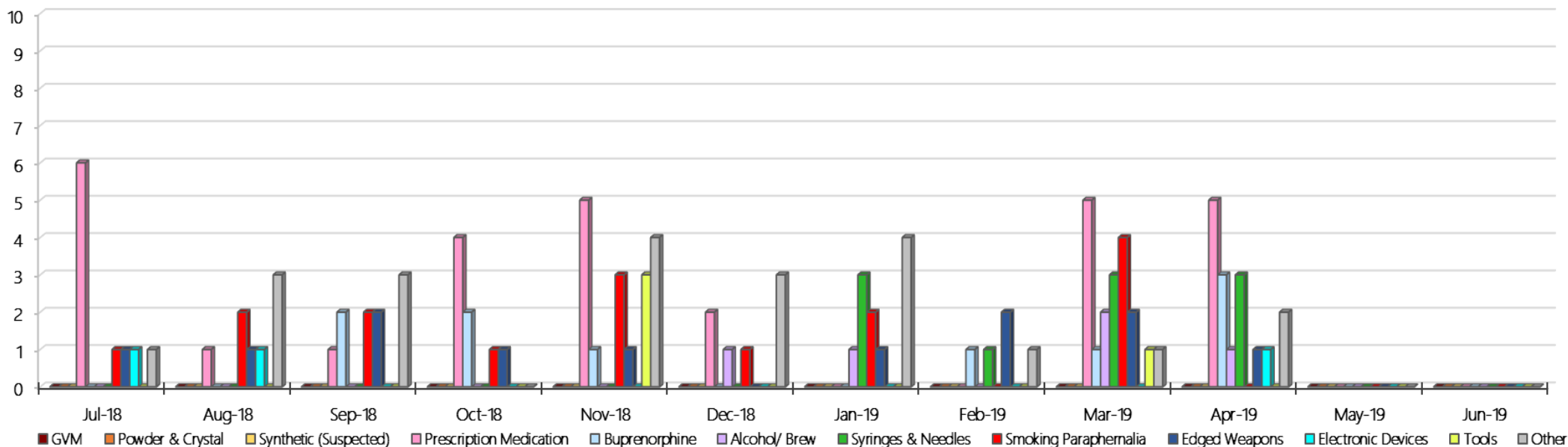
Karreenga Count of Visitor Seizure Finds – Monthly 2018-2019

Karreenga Count of Visitor Seizure Finds - Monthly 2018-2019



Karreenga Count of Prisoner Seizure Finds – Monthly 2018-2019

Karreenga Count of Prisoner Seizure Finds - Monthly 2018-2019



Marngoneet Correctional Centre

Targeted and Random General Drug Test Results: 2018-2019

Marngoneet	Jul-18	Aug-18	Sep-18	Oct-18	Nov-18	Dec-18	Jan-19	Feb-19	Mar-19	Apr-19	May-19	Jun-19	Average	Totals
Effective Sample - Targeted	75	78	66	91	52	76	68	47	63	15			63	631
Targeted Positives	7	7	13	10	8	13	14	9	8	2			9	91
Refusal	0	0	1	1	0	0	0	0	0	0			0	2
Unable	3	2	0	5	1	3	2	2	1	1			2	20
Interfered	0	0	0	0	0	0	0	0	0	0			0	0
Adulterated	0	0	0	0	0	0	0	0	0	0			0	0
Targeted % Tested Positive	13.33%	11.54%	21.21%	17.58%	17.31%	21.05%	23.53%	23.40%	14.29%	20.00%			17.91%	17.91%
Awaiting / Pending Results	0	0	0	0	0	0	0	0	0	0			0	0
Targeted Residual	1	1	1	3	0	0	0	0	2	0			1	8
Random tests collected	79	64	64	69	60	74	60	61	56	75			66	662
Tested Positive	6	3	2	6	3	4	5	7	5	6			5	47
Refusal (guilty)	1	0	0	0	0	0	0	0	0	0			0	1
Unable (not guilty)	0	1	0	0	0	0	0	0	0	0			0	1
Unable (guilty)	1	1	1	4	1	5	1	1	4	3			2	22
Interfered (guilty)	0	0	0	0	0	0	0	0	0	0			0	0
No test (valid reason)	3	0	0	7	2	0	3	2	3	2			2	22
No test (no valid reason)	0	0	0	0	0	0	0	0	0	0			0	0
Adulterated	0	0	0	0	0	0	0	0	0	0			0	0
Awaiting / Pending Results	0	0	0	0	0	0	0	0	0	0			0	0
Random Residual (PIMS URAR030)	0	0	0	0	0	0	0	1	0	0				1
Effective Sample - Random General	81	65	65	73	61	79	61	62	60	78			69	685
% Tested positive	7.41%	4.62%	3.08%	8.22%	4.92%	5.06%	8.20%	11.29%	8.33%	7.69%			6.88%	
% Prisoner guilty, positive equivalents	2.47%	1.54%	1.54%	5.48%	1.64%	6.33%	1.64%	1.61%	6.67%	3.85%			3.28%	
% Total prisoner fails	9.88%	6.15%	4.62%	13.70%	6.56%	11.39%	9.84%	12.90%	15.00%	11.54%			10.16%	
% No test without valid reason	0.00%	0.00%	0.00%	0.00%	0.00%	0.00%	0.00%	0.00%	0.00%	0.00%			0.00%	
Random General Benchmark 6.50%	6.50%	6.50%	6.50%	6.50%	6.50%	6.50%	6.50%	6.50%	6.50%	6.50%			YTD	
% Failures for SDO	9.88%	6.15%	4.62%	13.70%	6.56%	11.39%	9.84%	12.90%	15.00%	11.54%			10.22%	

Marngoneet - Drugs Identified Through Testing by Drug Type – Monthly & 2018-2019

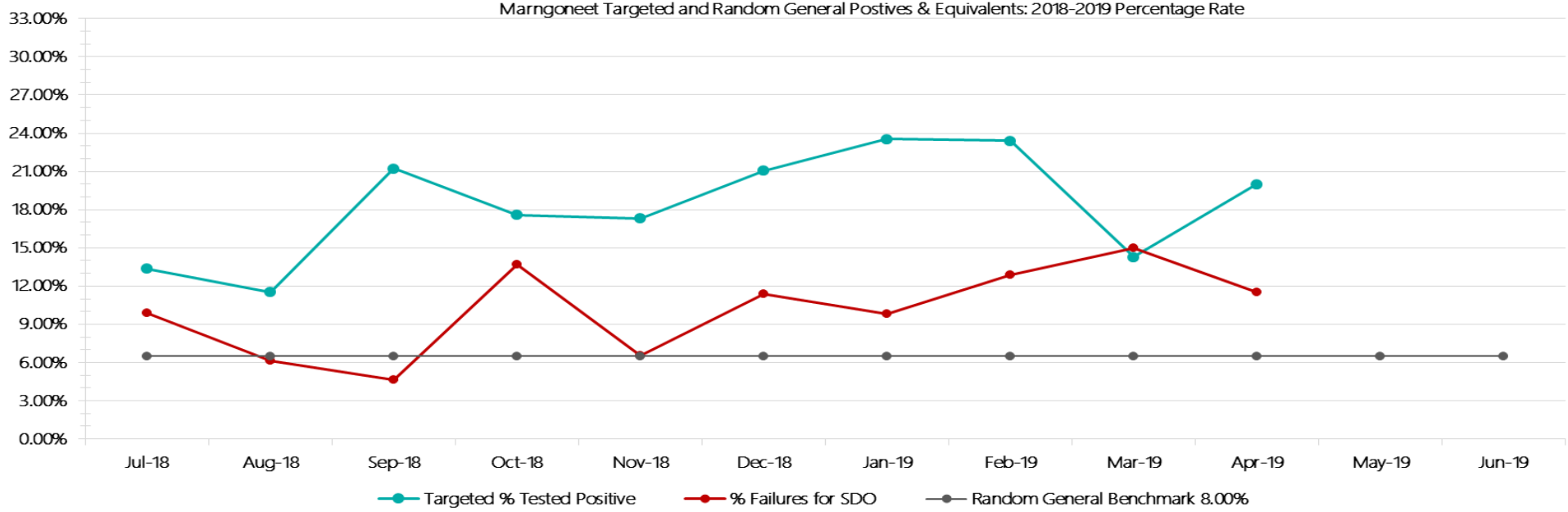
Marngoneet	Amphetamines	Methamphetamines	Cocaine	Opiates	Benzodiazepines	Cannabinoids	Ethanol**	Methadone	ADP*	APS*	Steroids**	Buprenorphine	NOA*	Total
Jul-18	1	0	0	0	0	0	0	0	0	0	0	14	0	15
Aug-18	1	0	0	0	0	1	0	0	0	0	0	14	0	16
Sep-18	0	0	0	0	0	0	0	0	0	0	0	23	0	23
Oct-18	0	0	0	0	0	0	0	0	0	0	0	19	0	19
Nov-18	0	0	0	0	0	2	2	0	0	0	0	11	0	15
Dec-18	1	0	0	0	1	0	0	0	0	0	0	26	0	28
Jan-19	0	0	0	0	1	0	0	0	0	0	0	24	0	25
Feb-19	3	1	0	0	0	1	0	0	0	0	0	20	0	25
Mar-19	0	0	0	1	0	0	0	0	0	0	0	22	0	23
Apr-19	0	0	0	0	0	1	0	0	0	0	0	14	0	15
May-19														
Jun-19														
Marngoneet YTD	6	1	0	1	2	5	2	0	0	0	0	187	0	204
All Prisons YTD	314	58	1	64	58	37	5	41	37	23	0	1510	3	2151
Marngoneet % of Total	1.91%	1.72%	0.00%	1.56%	3.45%	13.51%	40.00%	0.00%	0.00%	0.00%	0.00%	12.38%	0.00%	9.48%

Marngoneet Seizures of Contraband: Visitors & Prisoners – Monthly & 2018-2019

Visitors	GVM		Powder & Crystal		Synthetic (Suspected)		Prescription Medication		Buprenorphine		Alcohol & Home Brew		Syringes & Needles		Smoking Paraphernalia		Edged Weapons		Electronic Devices		Tools		Other		
	MCC	Finds	Gms	Finds	Gms	Finds	Gms	Finds	Qty	Finds	Qty	Finds	Ltrs	Finds	Qty	Finds	Qty	Finds	Qty	Finds	Qty	Finds	Qty	Finds	Qty
Jul-18	0	0.00	0	0.00	0	0.00	0	0.00	0	0.00	0	0.000	1	1	0	0	0	0	0	0	0	0	0	0	0
Aug-18	0	0.00	0	0.00	0	0.00	0	0.00	0	0.00	0	0.000	0	0	0	0	0	0	0	0	0	0	0	0	0
Sep-18	0	0.00	0	0.00	0	0.00	0	0.00	0	0.00	0	0.000	0	0	0	0	0	0	1	2	0	0	0	0	0
Oct-18	1	10.00	0	0.00	0	0.00	1	5.00	0	0.00	0	0.000	0	0	1	2	0	0	0	0	0	0	1	1	1
Nov-18	0	0.00	0	0.00	0	0.00	0	0.00	0	0.00	0	0.000	0	0	1	2	0	0	0	0	0	0	0	0	0
Dec-18	0	0.00	0	0.00	0	0.00	0	0.00	1	70.00	0	0.000	0	0	0	0	0	0	0	0	0	0	0	0	0
Jan-19	0	0.00	0	0.00	0	0.00	0	0.00	0	0.00	0	0.000	0	0	0	0	0	0	0	0	0	0	0	0	0
Feb-19	0	0.00	0	0.00	0	0.00	0	0.00	0	0.00	0	0.000	0	0	0	0	0	0	0	0	0	0	0	0	0
Mar-19	0	0.00	0	0.00	0	0.00	0	0.00	0	0.00	0	0.000	0	0	1	4	0	0	0	0	0	0	0	0	0
Apr-19	0	0.00	0	0.00	0	0.00	0	0.00	0	0.00	0	0.000	0	0	0	0	0	0	0	0	0	0	0	0	0
May-19																									
Jun-19																									
Total	1	10.00	0	0.00	0	0.00	1	5.00	1	70.00	0	0.000	1	1	3	8	0	0	1	2	0	0	1	1	1

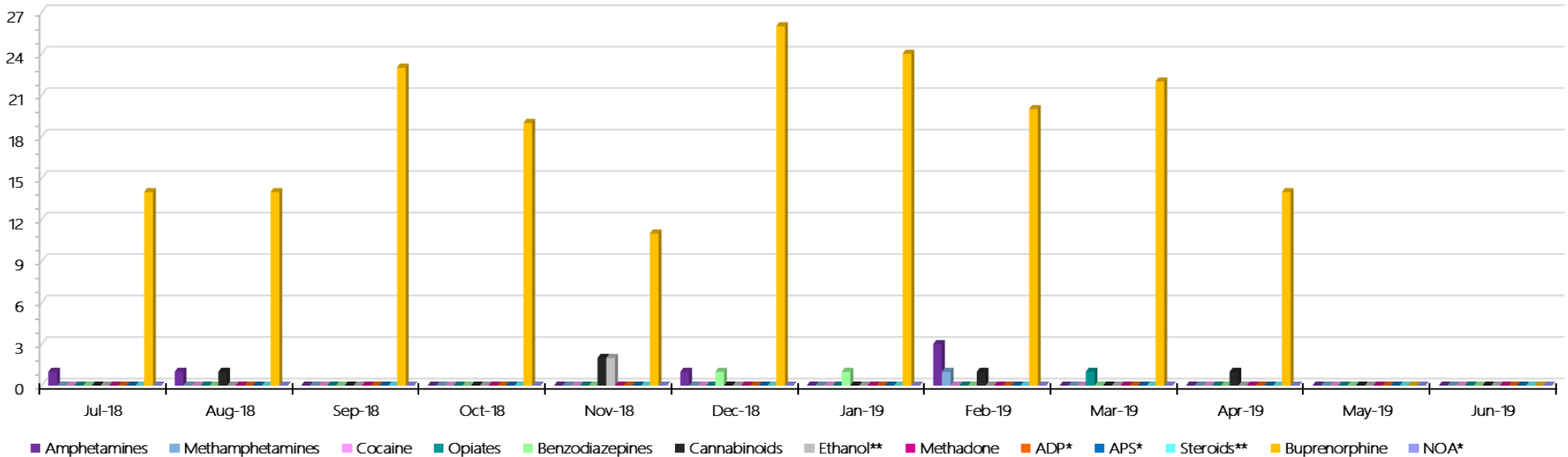
Prisoners	GVM		Powder & Crystal		Synthetic (Suspected)		Prescription Medication		Buprenorphine		Alcohol & Home Brew		Syringes & Needles		Smoking Paraphernalia		Edged Weapons		Electronic Devices		Tools		Other		
	MCC	Finds	Gms	Finds	Gms	Finds	Gms	Finds	Qty	Finds	Qty	Finds	Ltrs	Finds	Qty	Finds	Qty	Finds	Qty	Finds	Qty	Finds	Qty	Finds	Qty
Jul-18	0	0.00	2	0.31	0	0.00	17	30.75	6	9.50	5	16.300	2	2	2	16	5	7	3	3	0	0	2	3	3
Aug-18	1	0.59	0	0.00	1	2.00	10	26.00	8	4.15	3	24.500	0	0	3	10	5	5	1	4	1	1	6	8	8
Sep-18	1	5.00	0	0.00	0	0.00	5	5.50	6	6.20	0	0.000	0	0	1	1	3	3	0	0	0	0	7	7	7
Oct-18	0	0.00	1	0.49	0	0.00	4	10.00	13	22.70	3	8.000	0	0	1	3	3	3	0	0	0	0	6	6	6
Nov-18	0	0.00	1	0.20	0	0.00	3	2.50	3	194.00	0	0.000	2	2	4	7	2	5	1	1	0	0	7	7	7
Dec-18	0	0.00	0	0.00	0	0.00	3	3.50	7	62.70	2	7.000	0	0	5	5	1	1	0	0	0	0	4	4	4
Jan-19	0	0.00	0	0.00	0	0.00	2	1.00	8	6.50	1	2.000	0	0	2	3	4	4	0	0	1	1	4	4	4
Feb-19	0	0.00	1	2.50	0	0.00	3	11.00	6	16.20	1	12.000	1	1	1	1	0	0	0	0	2	2	6	18	18
Mar-19	0	0.00	0	0.00	1	2.00	10	10.10	7	41.70	4	42.000	1	1	4	9	4	4	0	0	0	0	8	12	12
Apr-19	0	0.00	0	0.00	0	0.00	8	7.25	5	3.50	3	15.000	0	0	6	88	3	4	0	0	0	0	11	19	19
May-19																									
Jun-19																									
Total	2	5.59	5	3.50	2	4.00	65	107.60	69	367.15	22	126.80	6	6	29	143	30	36	5	8	4	4	61	88	88

Marrongneet Targeted and Random General Drug Test Positives & Equivalents - 2018-2019



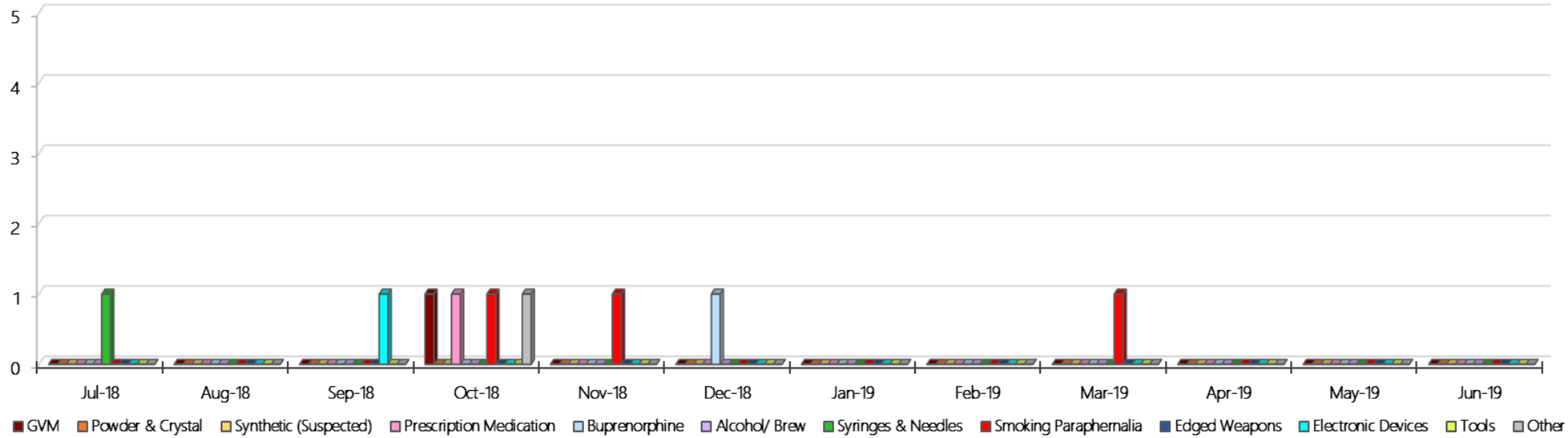
Marrongneet Positive Test Results by Drug Type - 2018-2019

Marrongneet Positive Test Results By Drug Type: 2018-2019



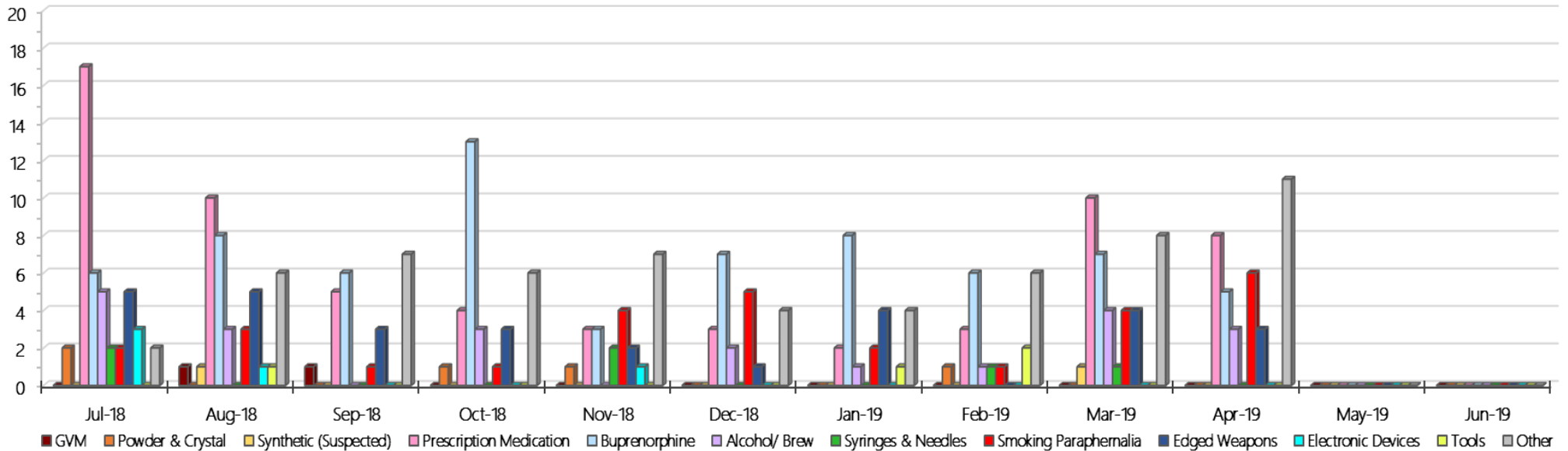
Marrngoneet Count of Visitor Seizures Finds – Monthly 2018-2019

Marrngoneet Count of Visitor Seizure Finds - Monthly 2018-2019



Marrngoneet Count of Prisoner Seizure Finds – Monthly 2018-2019

Marrngoneet Count of Prisoner Seizure Finds - Monthly 2018-2019



Loddon Prison

Targeted and Random General Drug Test Results: 2018-2019

Loddon	Jul-18	Aug-18	Sep-18	Oct-18	Nov-18	Dec-18	Jan-19	Feb-19	Mar-19	Apr-19	May-19	Jun-19	Average	Totals
Effective Sample - Targeted	59	60	62	85	62	79	61	51	65	56			64	640
Targeted Positives	4	6	7	4	4	5	5	8	4	6			5	53
Refusal	0	1	0	0	0	0	0	1	0	0			0	2
Unable	0	0	1	2	1	0	1	0	2	0			1	7
Interfered	0	0	0	0	0	0	0	0	0	1			0	1
Adulterated	0	0	0	0	0	1	0	0	0	0			0	1
Targeted % Tested Positive	6.78%	11.67%	12.90%	7.06%	8.06%	7.59%	9.84%	17.65%	9.23%	12.50%			10.00%	10.00%
Awaiting / Pending Results	0	0	0	0	0	0	0	0	0	0			0	0
Targeted Residual	0	1	1	0	1	1	0	1	1	1			1	7
Random tests collected	61	50	47	64	53	64	49	52	49	61			55	550
Tested Positive	1	3	3	3	2	4	2	2	2	4			3	26
Refusal (guilty)	1	1	0	0	0	0	0	0	0	0			0	2
Unable (not guilty)	0	0	0	0	0	0	0	0	0	0			0	0
Unable (guilty)	0	0	2	1	0	1	0	0	0	0			0	4
Interfered (guilty)	0	0	0	0	0	0	0	0	0	0			0	0
No test (valid reason)	2	0	2	4	1	0	2	0	3	0			1	14
No test (no valid reason)	0	0	0	0	0	0	0	0	0	0			0	0
Adulterated	0	0	0	0	0	0	0	0	0	0			0	0
Awaiting / Pending Results	0	0	0	0	0	0	0	0	0	0			0	0
Random Residual (PIMS URAR030)	0	0	0	0	0	0	0	1	0	1				2
Effective Sample - Random General	62	51	49	65	53	65	49	52	49	61			56	556
% Tested positive	1.61%	5.88%	6.12%	4.62%	3.77%	6.15%	4.08%	3.85%	4.08%	6.56%			4.67%	
% Prisoner guilty, positive equivalents	1.61%	1.96%	4.08%	1.54%	0.00%	1.54%	0.00%	0.00%	0.00%	0.00%			1.07%	
% Total prisoner fails	3.23%	7.84%	10.20%	6.15%	3.77%	7.69%	4.08%	3.85%	4.08%	6.56%			5.75%	
% No test without valid reason	0.00%	0.00%	0.00%	0.00%	0.00%	0.00%	0.00%	0.00%	0.00%	0.00%			0.00%	
Random General Benchmark 5.00%	5.00%	5.00%	5.00%	5.00%	5.00%	5.00%	5.00%	5.00%	5.00%	5.00%			YTD	
% Failures for SDO	3.23%	7.84%	10.20%	6.15%	3.77%	7.69%	4.08%	3.85%	4.08%	6.56%			5.76%	

Loddon - Drugs Identified Through Testing by Drug Type – Monthly & 2018-2019

Loddon	Amphetamines	Methamphetamines	Cocaine	Opiates	Benzodiazepines	Cannabinoids	Ethanol**	Methadone	ADP*	APS*	Steroids**	Buprenorphine	NOA*	Total
Jul-18	2	0	0	0	0	0	0	0	0	0	0	6	0	8
Aug-18	0	0	0	0	0	0	0	0	0	0	0	13	0	13
Sep-18	5	0	0	0	0	0	0	0	0	0	0	10	0	15
Oct-18	1	0	0	0	0	0	0	0	0	0	0	8	0	9
Nov-18	0	0	0	0	0	0	0	0	0	0	0	9	0	9
Dec-18	2	0	0	0	0	0	0	0	0	0	0	11	0	13
Jan-19	1	0	0	0	0	0	0	1	0	0	0	11	0	13
Feb-19	0	0	0	0	0	0	0	0	0	0	0	11	0	11
Mar-19	1	1	0	0	0	1	0	0	0	0	0	14	0	17
Apr-19	0	0	0	0	0	0	0	0	0	0	0	15	0	15
May-19														
Jun-19														
Loddon YTD	12	1	0	0	0	1	0	1	0	0	0	108	0	123
All Prisons YTD	314	58	1	64	58	37	5	41	37	23	0	1510	3	2151
Loddon % of Total	3.82%	1.72%	0.00%	0.00%	0.00%	2.70%	0.00%	2.44%	0.00%	0.00%	0.00%	7.15%	0.00%	5.72%

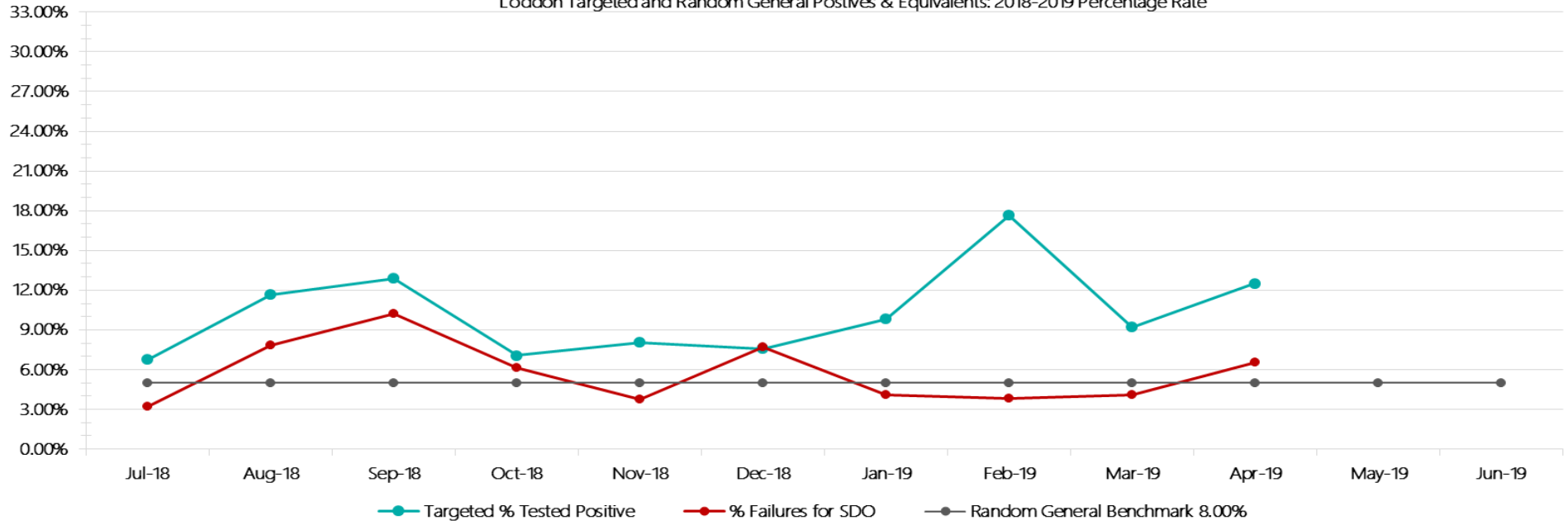
Loddon Seizures of Contraband: Visitors & Prisoners – Monthly & 2018-2019

Visitors	GVM		Powder & Crystal		Synthetic (Suspected)		Prescription Medication		Buprenorphine		Alcohol & Home Brew		Syringes & Needles		Smoking Paraphernalia		Edged Weapons		Electronic Devices		Tools		Other	
	Finds	Gms	Finds	Gms	Finds	Gms	Finds	Qty	Finds	Qty	Finds	Ltrs	Finds	Qty	Finds	Qty	Finds	Qty	Finds	Qty	Finds	Qty	Finds	Qty
Loddon																								
Jul-18	0	0.00	0	0.00	0	0.00	0	0.00	1	5.00	0	0.000	0	0	0	0	0	0	0	0	0	0	0	0
Aug-18	0	0.00	0	0.00	0	0.00	0	0.00	0	0.00	0	0.000	0	0	0	0	0	0	0	0	0	0	0	0
Sep-18	0	0.00	0	0.00	0	0.00	0	0.00	0	0.00	0	0.000	0	0	0	0	0	0	0	0	0	0	0	0
Oct-18	1	1.00	0	0.00	0	0.00	0	0.00	2	58.00	0	0.000	0	0	0	0	0	0	0	0	0	0	0	0
Nov-18	0	0.00	0	0.00	0	0.00	0	0.00	0	0.00	0	0.000	0	0	0	0	0	0	0	0	0	0	0	0
Dec-18	2	6.20	1	1.00	0	0.00	1	3.50	1	5.00	1	12.000	0	0	3	6	1	1	1	2	0	0	0	0
Jan-19	0	0.00	0	0.00	0	0.00	0	0.00	0	0.00	0	0.000	0	0	0	0	0	0	0	0	0	0	0	0
Feb-19	0	0.00	0	0.00	0	0.00	0	0.00	0	0.00	0	0.000	0	0	0	0	0	0	0	0	0	0	0	0
Mar-19	0	0.00	0	0.00	0	0.00	0	0.00	0	0.00	0	0.000	0	0	0	0	0	0	0	0	0	0	0	0
Apr-19	0	0.00	0	0.00	0	0.00	0	0.00	0	0.00	0	0.000	0	0	0	0	0	0	0	0	0	0	0	0
May-19																								
Jun-19																								
Total	3	7.20	1	1.00	0	0.00	1	3.50	4	68.00	1	12.000	0	0	3	6	1	1	1	2	0	0	0	0

Prisoners	GVM		Powder & Crystal		Synthetic (Suspected)		Prescription Medication		Buprenorphine		Alcohol & Home Brew		Syringes & Needles		Smoking Paraphernalia		Edged Weapons		Electronic Devices		Tools		Other	
	Finds	Gms	Finds	Gms	Finds	Gms	Finds	Qty	Finds	Qty	Finds	Ltrs	Finds	Qty	Finds	Qty	Finds	Qty	Finds	Qty	Finds	Qty	Finds	Qty
Loddon																								
Jul-18	0	0.00	0	0.00	0	0.00	0	0.00	1	0.20	1	4.500	0	0	3	5	4	4	1	1	0	0	2	3
Aug-18	0	0.00	2	0.20	0	0.00	2	53.50	1	0.10	0	0.000	1	1	4	9	2	2	0	0	4	5	10	22
Sep-18	0	0.00	0	0.00	0	0.00	0	0.00	4	1.70	1	7.500	1	1	1	1	0	0	2	4	7	7	0	0
Oct-18	0	0.00	0	0.00	0	0.00	4	7.50	1	0.10	1	1.250	2	2	3	3	2	2	2	3	0	0	0	0
Nov-18	0	0.00	0	0.00	0	0.00	0	0.00	4	48.70	0	0.000	0	0	1	1	0	0	0	0	0	0	1	1
Dec-18	1	2.20	0	0.00	0	0.00	1	0.50	1	0.10	1	2.000	0	0	1	1	0	0	0	0	0	0	0	0
Jan-19	0	0.00	0	0.00	0	0.00	0	0.00	7	7.60	3	20.000	0	0	3	6	1	1	0	0	3	3	0	0
Feb-19	0	0.00	1	0.50	0	0.00	1	0.50	8	12.80	2	5.500	0	0	0	0	3	3	2	2	0	0	1	1
Mar-19	0	0.00	0	0.00	0	0.00	0	0.00	7	0.00	3	3.750	0	0	10	50	5	6	1	1	3	8	0	0
Apr-19	0	0.00	0	0.00	0	0.00	2	51.00	4	1.80	3	9.000	0	0	5	14	3	3	1	1	1	1	0	0
May-19																								
Jun-19																								
Total	1	2.20	3	0.70	0	0.00	10	113.00	38	73.10	15	53.500	4	4	31	90	20	21	9	12	18	24	14	27

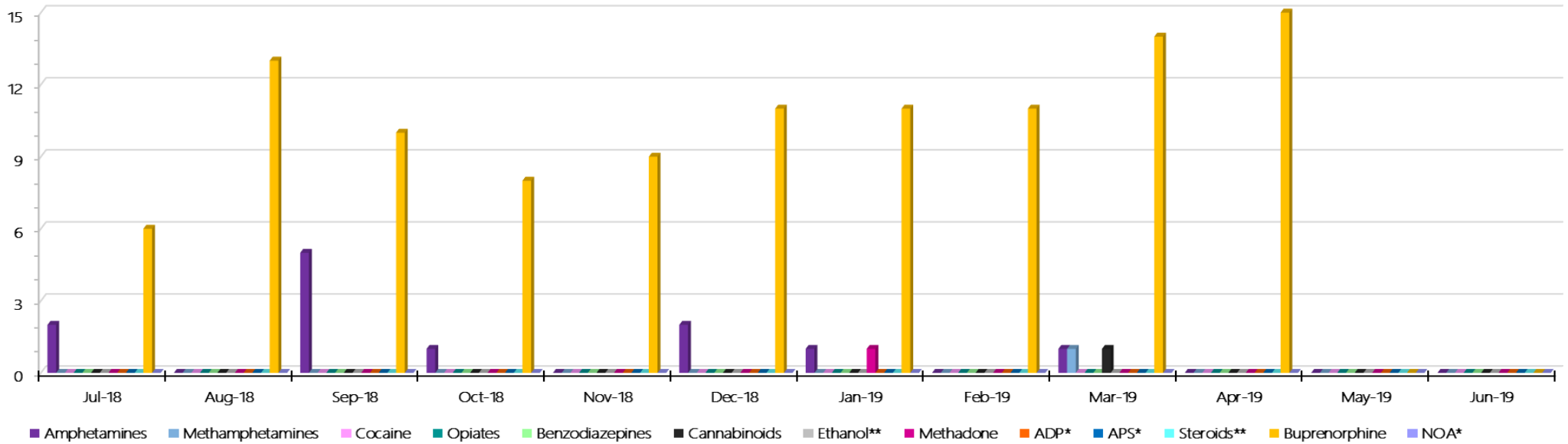
Loddon Targeted and Random General Drug Test Positives & Equivalents - 2018-2019

Loddon Targeted and Random General Postives & Equivalents: 2018-2019 Percentage Rate



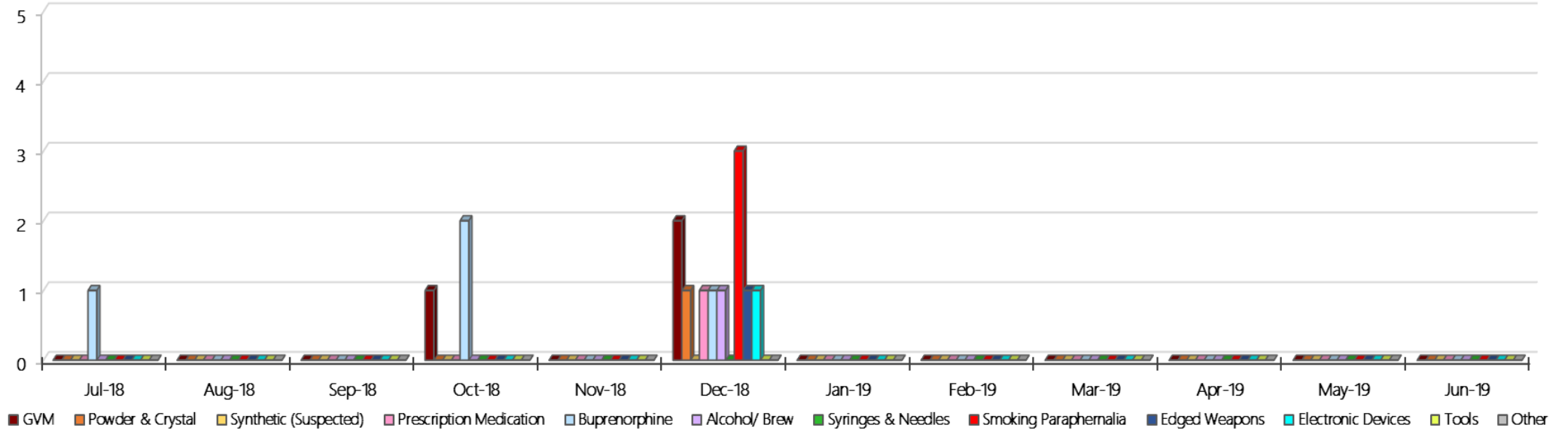
Loddon Positive Test Results by Drug Type - 2018-2019

Loddon Positive Test Results By Drug Type: 2018-2019



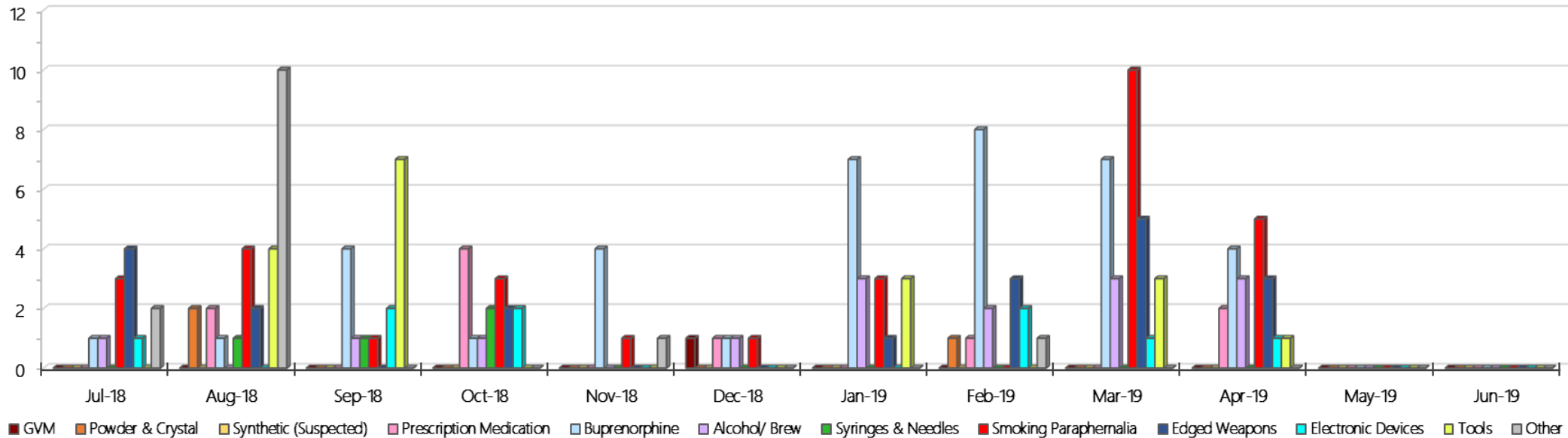
Loddon Count of Visitor Seizure Finds – Monthly 2018-2019

Loddon Count of Visitor Seizure Finds - Monthly 2018-2019



Loddon Count of Prisoner Seizure Finds – Monthly 2018-2019

Loddon Count of Prisoner Seizure Finds - Monthly 2018-2019



Middleton (annex of Loddon)
Targeted and Random General Drug Test Results: 2018-2019

Middleton	Jul-18	Aug-18	Sep-18	Oct-18	Nov-18	Dec-18	Jan-19	Feb-19	Mar-19	Apr-19	May-19	Jun-19	Average	Totals
Effective Sample - Targeted	30	32	52	54	51	44	49	22	41	59			43	434
Targeted Positives	1	0	4	0	0	3	0	0	3	2			1	13
Refusal	0	0	2	1	0	0	0	0	0	1			0	4
Unable	0	0	2	0	0	0	0	0	0	0			0	2
Interfered	0	0	0	0	0	0	0	0	0	0			0	0
Adulterated	0	0	0	0	0	0	0	0	0	0			0	0
Targeted % Tested Positive	3.33%	0.00%	15.38%	1.85%	0.00%	6.82%	0.00%	0.00%	7.32%	5.08%			4.38%	4.38%
Awaiting / Pending Results	0	0	0	0	0	0	0	0	0	0			0	0
Targeted Residual	0	0	0	0	0	0	0	0	0	0			0	0
Random tests collected	37	27	28	36	32	40	30	31	30	34			33	325
Tested Positive	0	0	0	0	1	0	0	0	1	0			0	2
Refusal (guilty)	0	0	0	0	0	0	0	1	0	0			0	1
Unable (not guilty)	0	0	0	0	0	0	0	0	0	0			0	0
Unable (guilty)	0	0	0	0	0	0	0	0	0	2			0	2
Interfered (guilty)	0	0	0	0	0	0	0	0	0	0			0	0
No test (valid reason)	2	1	0	0	0	0	2	0	0	0			1	5
No test (no valid reason)	0	0	0	0	0	0	0	0	0	0			0	0
Adulterated	0	0	0	0	0	0	0	0	0	0			0	0
Awaiting / Pending Results	0	0	0	0	0	0	0	0	0	0			0	0
Random Residual (PIMS URAR030)	0	0	0	0	0	0	0	0	0	0			0	0
Effective Sample - Random General	37	27	28	36	32	40	30	32	30	36			33	328
% Tested positive	0.00%	0.00%	0.00%	0.00%	3.13%	0.00%	0.00%	0.00%	3.33%	0.00%			0.65%	
% Prisoner guilty, positive equivalents	0.00%	0.00%	0.00%	0.00%	0.00%	0.00%	0.00%	3.13%	0.00%	5.56%			0.87%	
% Total prisoner fails	0.00%	0.00%	0.00%	0.00%	3.13%	0.00%	0.00%	3.13%	3.33%	5.56%			1.51%	
% No test without valid reason	0.00%	0.00%	0.00%	0.00%	0.00%	0.00%	0.00%	0.00%	0.00%	0.00%			0.00%	
Random General Benchmark 4.00%	4.00%	4.00%	4.00%	4.00%	4.00%	4.00%	4.00%	4.00%	4.00%	4.00%			YTD	
% Failures for SDO	0.00%	0.00%	0.00%	0.00%	3.13%	0.00%	0.00%	3.13%	3.33%	5.56%			1.52%	

Middleton - Drugs Identified Through Testing by Drug Type – Monthly & 2018-2019

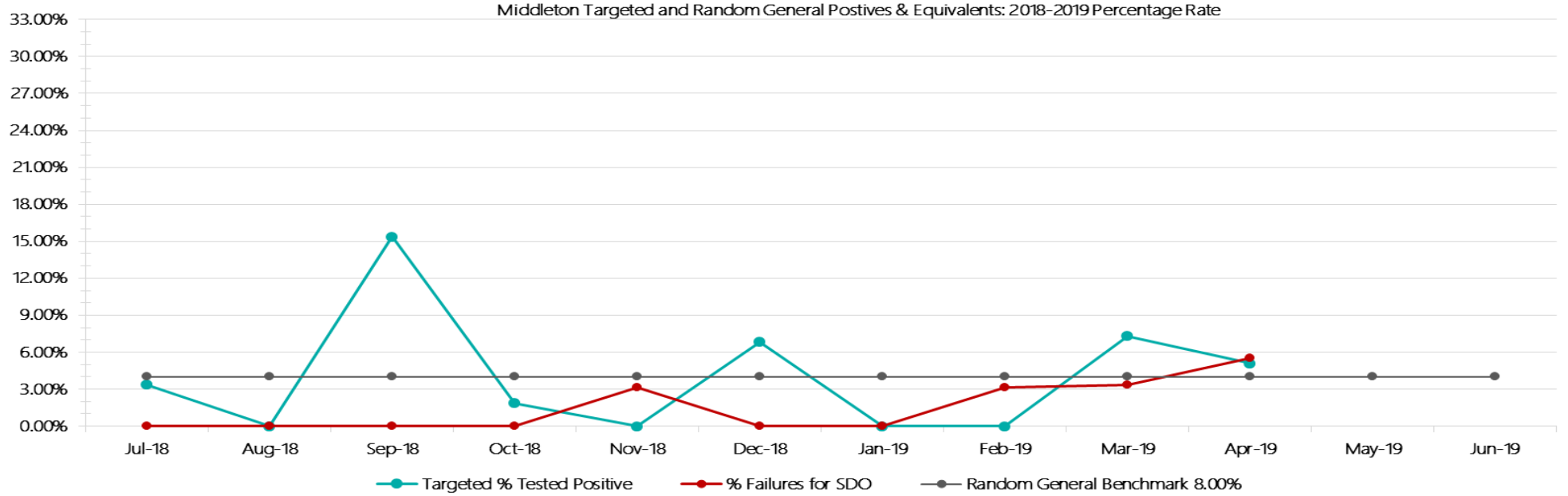
Middleton	Amphetamines	Methamphetamines	Cocaine	Opiates	Benzodiazepines	Cannabinoids	Ethanol**	Methadone	ADP*	APS*	Steroids**	Buprenorphine	NOA*	Total
Jul-18	0	0	0	0	0	0	0	0	0	0	0	1	0	1
Aug-18	0	0	0	0	1	0	0	0	0	0	0	1	0	2
Sep-18	0	0	0	0	0	0	0	0	0	0	0	4	0	4
Oct-18	0	0	0	0	0	0	0	0	0	0	0	1	0	1
Nov-18	0	0	0	0	2	0	0	0	0	0	0	1	0	3
Dec-18	0	0	0	0	1	0	0	0	0	0	0	3	0	4
Jan-19	0	0	0	0	0	0	0	0	0	0	0	0	0	0
Feb-19	0	0	0	0	0	0	0	0	0	0	0	0	0	0
Mar-19	0	0	0	0	2	0	0	0	0	0	0	2	0	4
Apr-19	0	0	0	0	0	1	0	0	0	0	0	1	0	2
May-19														
Jun-19														
Middleton YTD	0	0	0	0	6	1	0	0	0	0	0	14	0	21
All Prisons YTD	314	58	1	64	58	37	5	41	37	23	0	1510	3	2151
Middleton % of Total	0.00%	0.00%	0.00%	0.00%	10.34%	2.70%	0.00%	0.00%	0.00%	0.00%	0.00%	0.93%	0.00%	0.98%

Middleton Seizures of Contraband: Visitors & Prisoners – Monthly & 2018-2019

Visitors	GVM		Powder & Crystal		Synthetic (Suspected)		Prescription Medication		Buprenorphine		Alcohol & Home Brew		Syringes & Needles		Smoking Paraphernalia		Edged Weapons		Electronic Devices		Tools		Other	
	Finds	Gms	Finds	Gms	Finds	Gms	Finds	Qty	Finds	Qty	Finds	Ltrs	Finds	Qty	Finds	Qty	Finds	Qty	Finds	Qty	Finds	Qty	Finds	Qty
Jul-18	0	0.00	0	0.00	0	0.00	0	0.00	0	0.00	0	0.000	0	0	0	0	0	0	0	0	0	0	0	0
Aug-18	0	0.00	0	0.00	0	0.00	0	0.00	0	0.00	0	0.000	0	0	0	0	0	0	0	0	0	0	0	0
Sep-18	0	0.00	0	0.00	0	0.00	0	0.00	0	0.00	0	0.000	0	0	0	0	0	0	0	1	1	0	0	0
Oct-18	0	0.00	0	0.00	0	0.00	0	0.00	0	0.00	0	0.000	0	0	0	0	0	0	0	0	0	0	0	0
Nov-18	0	0.00	0	0.00	0	0.00	0	0.00	0	0.00	0	0.000	0	0	0	0	0	0	0	0	0	0	0	0
Dec-18	1	1.00	1	2.50	0	0.00	0	0.00	0	0.00	0	0.000	0	0	1	2	1	2	0	0	0	0	0	0
Jan-19	0	0.00	0	0.00	0	0.00	0	0.00	0	0.00	0	0.000	0	0	0	0	0	0	0	0	0	0	0	0
Feb-19	0	0.00	0	0.00	0	0.00	0	0.00	0	0.00	0	0.000	0	0	0	0	0	0	0	0	0	0	0	0
Mar-19	0	0.00	0	0.00	0	0.00	0	0.00	0	0.00	0	0.000	0	0	1	1	0	0	0	0	0	0	0	0
Apr-19	0	0.00	0	0.00	0	0.00	0	0.00	0	0.00	0	0.000	0	0	0	0	0	0	0	0	0	0	0	0
May-19																								
Jun-19																								
Total	1	1.00	1	2.50	0	0.00	0	0.00	0	0.00	0	0.000	0	0	2	3	1	2	1	1	0	0	0	0

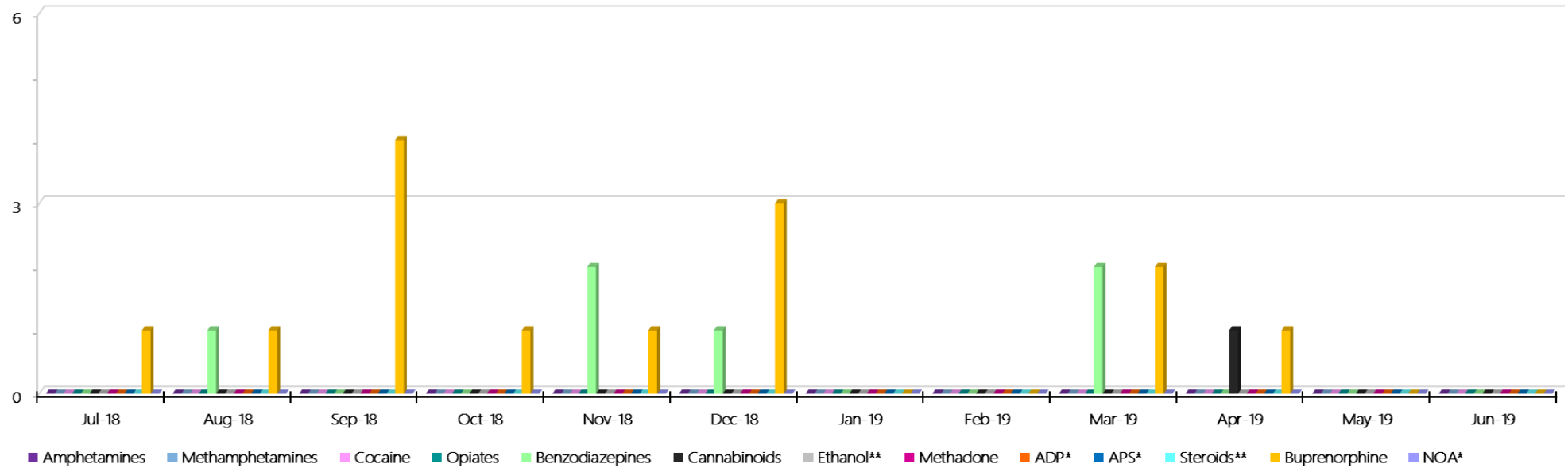
Prisoners	GVM		Powder & Crystal		Synthetic (Suspected)		Prescription Medication		Buprenorphine		Alcohol & Home Brew		Syringes & Needles		Smoking Paraphernalia		Edged Weapons		Electronic Devices		Tools		Other	
	Finds	Gms	Finds	Gms	Finds	Gms	Finds	Qty	Finds	Qty	Finds	Ltrs	Finds	Qty	Finds	Qty	Finds	Qty	Finds	Qty	Finds	Qty	Finds	Qty
Jul-18	1	68.90	3	216.20	0	0.00	1	77.00	0	0.00	1	1.000	1	1	5	599	2	4	2	2	2	3	2	2
Aug-18	0	0.00	0	0.00	0	0.00	1	1.00	1	5.00	0	0.000	0	0	0	0	0	0	0	0	0	0	2	3
Sep-18	0	0.00	0	0.00	0	0.00	0	0.00	0	0.00	0	0.000	0	0	1	4	0	0	0	0	1	2	0	0
Oct-18	0	0.00	0	0.00	0	0.00	0	0.00	0	0.00	0	0.000	1	1	1	1	0	0	0	0	0	0	1	1
Nov-18	0	0.00	0	0.00	0	0.00	0	0.00	0	0.00	0	0.000	0	0	0	0	1	1	1	1	0	0	0	0
Dec-18	0	0.00	0	0.00	0	0.00	1	1.00	0	0.00	0	0.000	0	0	1	1	1	1	2	2	2	2	0	0
Jan-19	0	0.00	1	4.10	0	0.00	0	0.00	2	48.00	0	0.000	0	0	2	4	0	0	0	0	2	2	0	0
Feb-19	0	0.00	0	0.00	0	0.00	2	7.00	0	0.00	0	0.000	0	0	3	3	0	0	6	8	1	1	0	0
Mar-19	0	0.00	0	0.00	0	0.00	0	0.00	0	0.00	0	0.000	0	0	0	0	0	0	0	0	0	0	0	0
Apr-19	0	0.00	0	0.00	0	0.00	0	0.00	1	1.10	0	0.000	0	0	0	0	0	0	0	0	0	0	0	0
May-19																								
Jun-19																								
Total	1	68.90	4	220.30	0	0.00	5	86.00	4	54.10	1	1.000	2	2	13	612	4	6	11	13	8	10	5	6

Middleton Targeted and Random General Drug Test Positives & Equivalents - 2018-2019



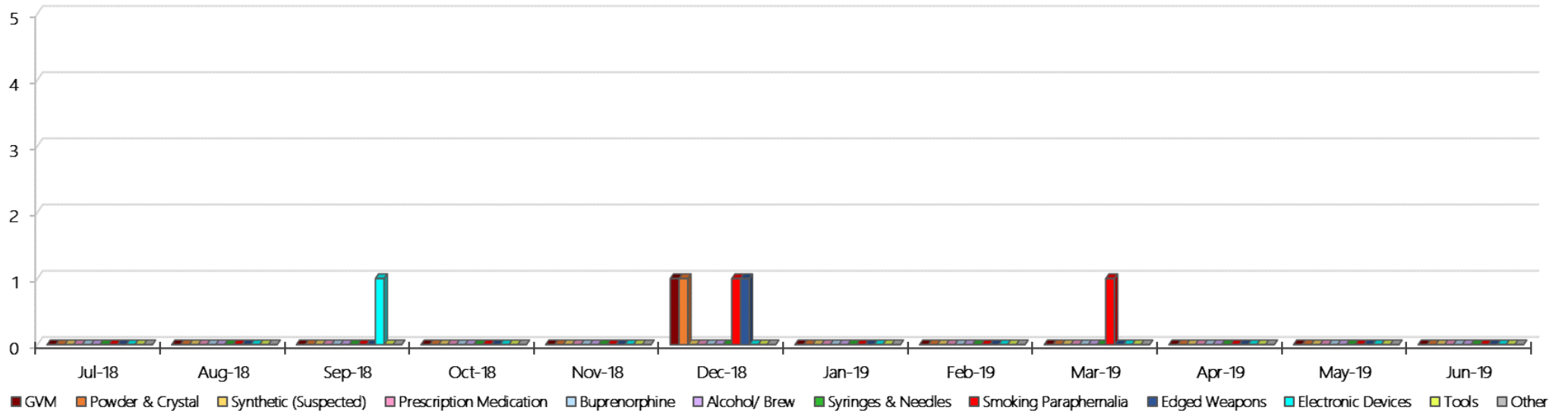
Middleton Positive Test Results by Drug Type - 2018-2019

Middleton Positive Test Results By Drug Type: 2018-2019



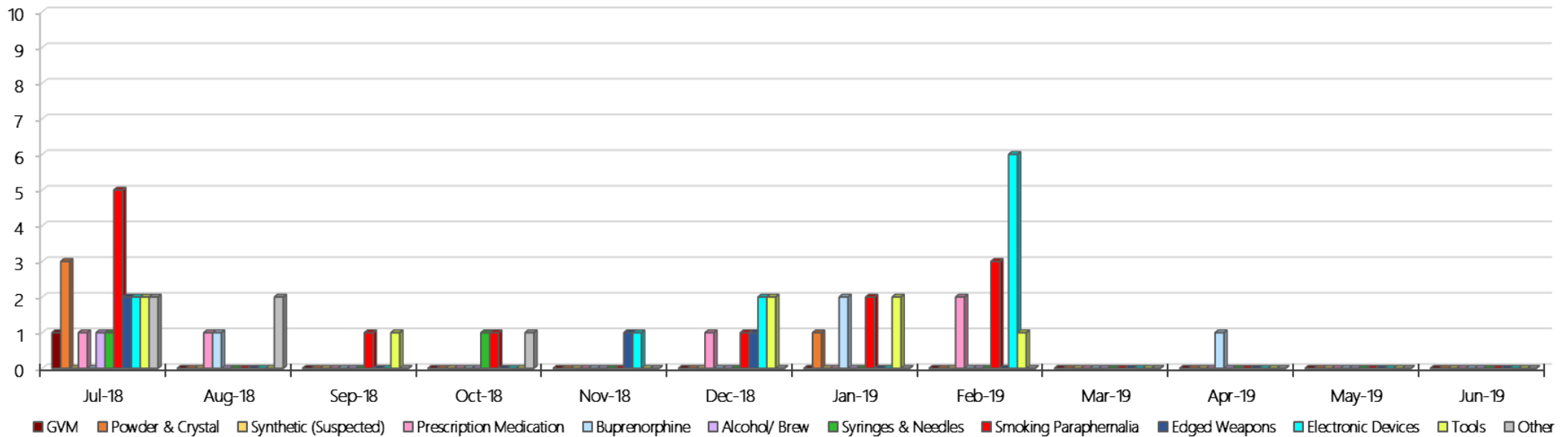
Middleton Count of Visitor Seizure Finds – Monthly 2018-2019

Middleton Count of Visitor Seizure Finds - Monthly 2018-2019



Middleton Count of Prisoner Seizure Finds – Monthly 2018-2019

Middleton Count of Prisoner Seizure Finds - Monthly 2018-2019



Ravenhall Correctional Centre

Targeted and Random General Drug Test Results: 2018-2019

Ravenhall	Jul-18	Aug-18	Sep-18	Oct-18	Nov-18	Dec-18	Jan-19	Feb-19	Mar-19	Apr-19	May-19	Jun-19	Average	Totals
Effective Sample - Targeted	205	252	182	222	232	215	234	215	382	392			253	2531
Targeted Positives	14	17	10	4	8	11	17	21	40	16			16	158
Refusal	1	3	0	0	1	0	0	0	1	1			1	7
Unable	1	3	3	1	1	4	3	1	4	3			2	24
Interfered	0	0	0	0	0	0	0	0	0	0			0	0
Adulterated	2	0	0	0	1	1	0	0	0	1			1	5
Targeted % Tested Positive	8.78%	9.13%	7.14%	2.25%	4.74%	7.44%	8.55%	10.23%	11.78%	5.36%			7.66%	7.66%
Awaiting / Pending Results	0	0	0	0	0	0	0	0	0	0			0	0
Targeted Residual	1	2	2	0	2	0	0	1	0	0			1	8
Random tests collected	138	112	112	138	131	178	147	146	139	177			142	1418
Tested Positive	1	0	2	1	3	8	2	10	2	5			3	34
Refusal (guilty)	1	0	0	3	1	1	0	1	0	2			1	9
Unable (not guilty)	0	0	0	0	0	0	0	1	1	0			0	2
Unable (guilty)	2	1	2	1	3	1	3	1	1	2			2	17
Interfered (guilty)	0	0	0	0	0	0	0	0	0	0			0	0
No test (valid reason)	2	3	2	5	4	4	1	2	8	7			4	38
No test (no valid reason)	0	0	0	0	0	0	0	0	0	0			0	0
Adulterated	0	0	0	0	0	0	0	0	0	0			0	0
Awaiting / Pending Results	0	0	0	0	0	0	0	0	0	0			0	0
Random Residual (PIMS URAR030)	1	0	0	0	0	0	0	1	0	0				2
Effective Sample - Random General	141	113	114	142	135	180	150	148	140	181			144	1444
% Tested positive	0.71%	0.00%	1.75%	0.70%	2.22%	4.44%	1.33%	6.76%	1.43%	2.76%			2.21%	
% Prisoner guilty, positive equivalents	2.13%	0.88%	1.75%	2.82%	2.96%	1.11%	2.00%	1.35%	0.71%	2.21%			1.79%	
% Total prisoner fails	2.84%	0.88%	3.51%	3.52%	5.19%	5.56%	3.33%	8.11%	2.14%	4.97%			4.00%	
% No test without valid reason	0.00%	0.00%	0.00%	0.00%	0.00%	0.00%	0.00%	0.00%	0.00%	0.00%			0.00%	
% Failures for SDO	2.84%	0.88%	3.51%	3.52%	5.19%	5.56%	3.33%	8.11%	2.14%	4.97%			4.16%	

Ravenhall - Drugs Identified Through Testing by Drug Type – Monthly & 2018-2019

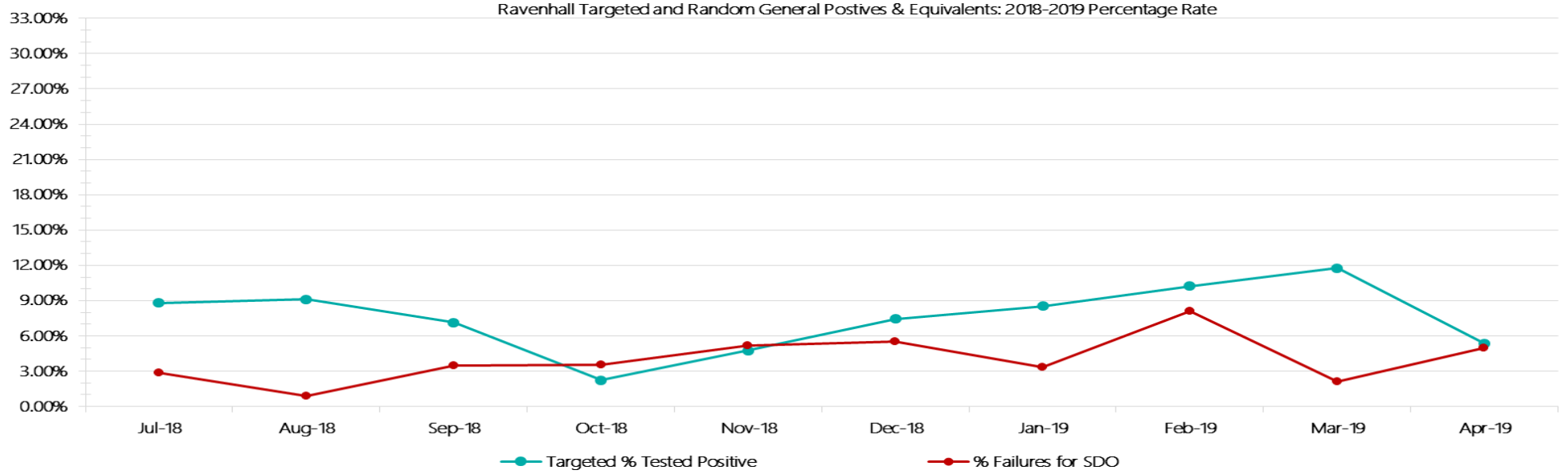
Ravenhall	Amphetamines	Methamphetamines	Cocaine	Opiates	Benzodiazepines	Cannabinoids	Ethanol**	Methadone	ADP*	APS*	Steroids**	Buprenorphine	NOA*	Total
Jul-18	8	0	0	0	0	2	0	0	0	0	0	15	0	25
Aug-18	9	0	0	0	1	0	0	0	0	0	0	12	0	22
Sep-18	9	0	0	0	0	0	0	0	0	0	0	10	0	19
Oct-18	1	0	0	0	0	0	0	0	0	0	0	7	0	8
Nov-18	3	0	0	0	0	0	0	0	0	0	0	8	0	11
Dec-18	2	0	0	0	0	1	0	0	0	0	0	20	0	23
Jan-19	7	0	0	1	0	2	0	0	1	1	0	16	0	28
Feb-19	8	0	0	1	0	1	0	0	0	0	0	31	0	41
Mar-19	6	6	0	1	2	0	0	0	0	0	0	42	0	57
Apr-19	2	2	0	0	1	0	0	0	0	0	0	22	0	27
May-19														
Jun-19														
Ravenhall YTD	55	8	0	3	4	6	0	0	1	1	0	183	0	261
All Prisons YTD	314	58	1	64	58	37	5	41	37	23	0	1510	3	2151
Ravenhall % of Total	17.52%	13.79%	0.00%	4.69%	6.90%	16.22%	0.00%	0.00%	2.70%	4.35%	0.00%	12.12%	0.00%	12.13%

Ravenhall Seizures of Contraband: Visitors & Prisoners – Monthly & 2018-2019

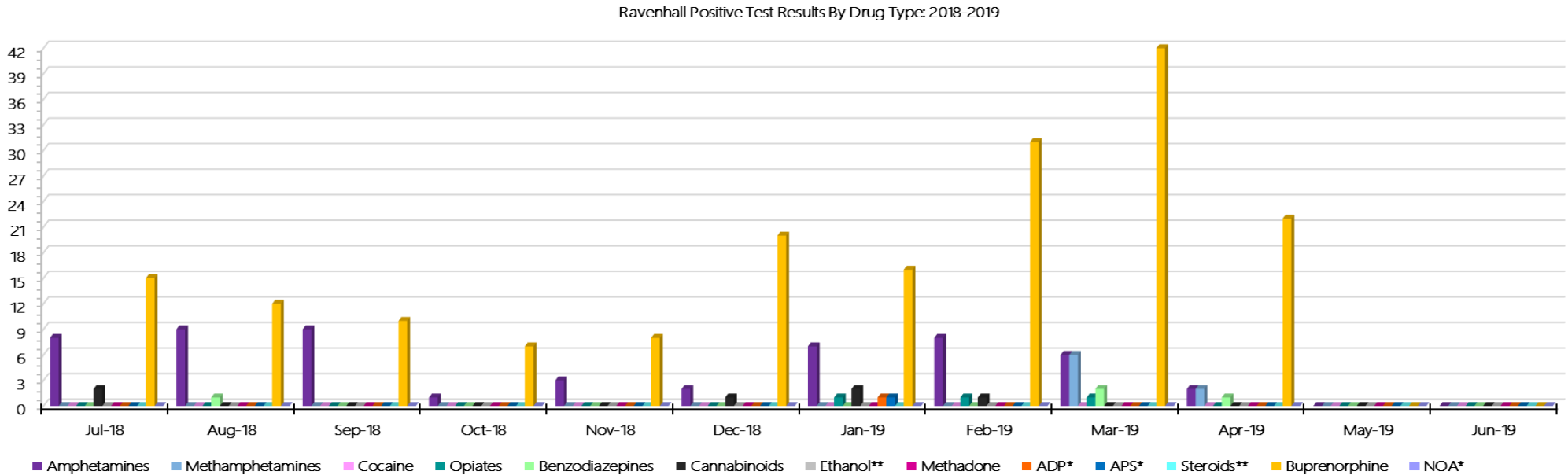
Visitors	GVM		Powder & Crystal		Synthetic (Suspected)		Prescription Medication		Buprenorphine		Alcohol & Home Brew		Syringes & Needles		Smoking Paraphernalia		Edged Weapons		Electronic Devices		Tools		Other	
	Finds	Gms	Finds	Gms	Finds	Gms	Finds	Qty	Finds	Qty	Finds	Ltrs	Finds	Qty	Finds	Qty	Finds	Qty	Finds	Qty	Finds	Qty	Finds	Qty
Jul-18	0	0.00	0	0.00	0	0.00	0	0.00	0	0.00	0	0.000	0	0	2	3	0	0	0	0	0	0	0	0
Aug-18	0	0.00	0	0.00	0	0.00	0	0.00	0	0.00	0	0.000	0	0	0	0	0	0	0	0	0	0	0	0
Sep-18	0	0.00	0	0.00	0	0.00	1	11.00	0	0.00	0	0.000	0	0	1	1	0	0	0	0	0	0	0	0
Oct-18	1	1.00	0	0.00	0	0.00	0	0.00	0	0.00	0	0.000	1	1	0	0	0	0	0	0	0	0	0	0
Nov-18	0	0.00	0	0.00	0	0.00	0	0.00	0	0.00	0	0.000	0	0	0	0	0	0	0	0	0	0	0	0
Dec-18	0	0.00	1	26.40	0	0.00	0	0.00	0	0.00	0	0.000	1	2	2	3	0	0	1	1	0	0	1	1
Jan-19	0	0.00	0	0.00	0	0.00	0	0.00	0	0.00	0	0.000	0	0	3	32	1	1	0	0	0	0	1	1
Feb-19	3	2.50	0	0.00	0	0.00	0	0.00	1	5.00	0	0.000	0	0	1	1	2	2	0	0	0	0	2	2
Mar-19	0	0.00	2	1.01	0	0.00	0	0.00	1	1.00	0	0.000	0	0	3	4	0	0	0	0	0	0	0	0
Apr-19	1	12.8	1	1.00	0	0.00	0	0.00	2	16.00	0	0.000	1	10	3	14	1	2	0	0	0	0	0	0
May-19																								
Jun-19																								
Total	5	16.3	4	28.41	0	0.00	1	11.00	4	22.00	0	0.000	3	13	15	58	4	5	1	1	0	0	4	4

Prisoners	GVM		Powder & Crystal		Synthetic (Suspected)		Prescription Medication		Buprenorphine		Alcohol & Home Brew		Syringes & Needles		Smoking Paraphernalia		Edged Weapons		Electronic Devices		Tools		Other	
	Finds	Gms	Finds	Gms	Finds	Gms	Finds	Qty	Finds	Qty	Finds	Ltrs	Finds	Qty	Finds	Qty	Finds	Qty	Finds	Qty	Finds	Qty	Finds	Qty
Jul-18	0	0.00	0	0.00	0	0.00	10	98.00	7	13.90	4	7.950	5	5	6	8	6	11	0	0	7	16	0	0
Aug-18	0	0.00	0	0.00	0	0.00	7	35.00	5	3.65	4	2.120	11	12	12	23	8	17	0	0	5	11	2	2
Sep-18	0	0.00	0	0.00	0	0.00	15	50.00	9	2.15	1	0.400	2	2	16	18	12	15	1	1	2	3	0	0
Oct-18	0	0.00	0	0.00	0	0.00	11	242.50	10	27.05	3	9.300	8	8	6	19	13	27	1	1	4	7	2	2
Nov-18	0	0.00	1	0.05	0	0.00	15	212.50	4	7.20	2	2.000	0	0	4	5	9	11	1	1	4	9	0	0
Dec-18	0	0.00	0	0.00	0	0.00	12	77.00	8	2.25	5	9.000	1	1	8	8	9	16	1	1	3	7	2	2
Jan-19	0	0.00	0	0.00	0	0.00	22	78.50	9	11.70	6	27.000	2	2	8	8	6	9	0	0	3	4	0	0
Feb-19	0	0.00	1	0.25	0	0.00	12	50.50	6	9.00	7	8.750	0	0	6	6	3	3	0	0	1	2	0	0
Mar-19	0	0.00	1	1.00	0	0.00	8	128.50	5	9.00	3	9.300	1	1	5	20	5	10	0	0	0	0	1	1
Apr-19	0	0.00	1	0.10	0	0.00	14	39.00	9	22.00	3	4.000	3	3	5	5	7	22	0	0	3	7	3	3
May-19																								
Jun-19																								
Total	0	0.00	4	1.40	0	0.00	126	1011.50	72	107.90	38	79.820	33	34	76	120	78	141	4	4	32	66	10	10

Ravenhall Targeted and Random General Drug Test Positives & Equivalents - 2018-2019

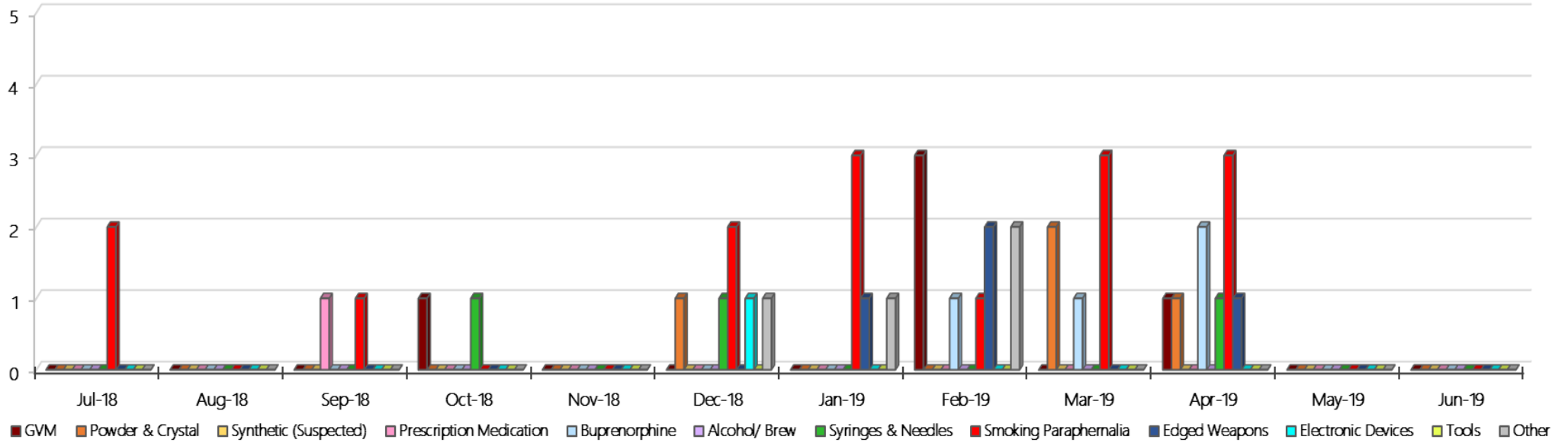


Ravenhall Positive Test Results by Drug Type - 2018-2019



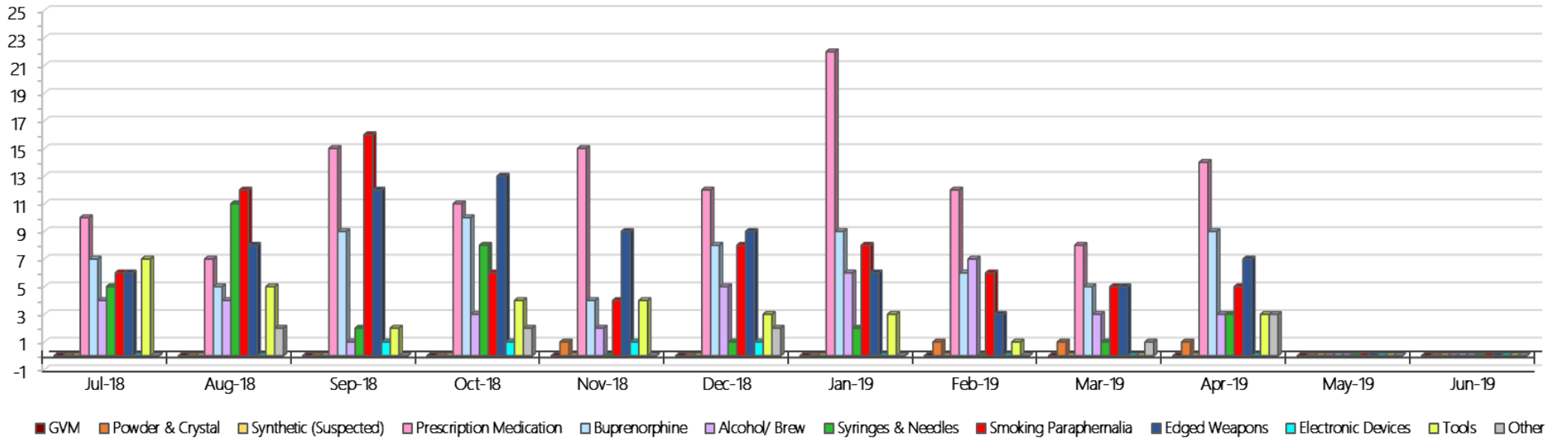
Ravenhall Count of Visitor Seizure Finds – Monthly 2018-2019

Ravenhall Count of Visitor Seizure Finds - Monthly 2018-2019



Ravenhall Count of Prisoner Seizure Finds – Monthly 2018-2019

Ravenhall Count of Prisoner Seizure Finds - Monthly 2018-2019



Beechworth Correctional Centre

Targeted and Random General Drug Test Results: 2018-2019

Beechworth	Jul-18	Aug-18	Sep-18	Oct-18	Nov-18	Dec-18	Jan-19	Feb-19	Mar-19	Apr-19	May-19	Jun-19	Average	Totals
Effective Sample - Targeted	57	50	44	66	37	36	38	34	33	55			45	450
Targeted Positives	0	0	1	1	2	0	0	0	0	1			1	5
Refusal	0	0	0	0	0	0	0	0	0	0			0	0
Unable	0	0	0	0	0	0	0	0	0	0			0	0
Interfered	0	0	0	0	0	0	0	0	0	0			0	0
Adulterated	0	0	0	0	0	0	0	1	0	0			0	1
Targeted % Tested Positive	0.00%	0.00%	2.27%	1.52%	5.41%	0.00%	0.00%	2.94%	0.00%	1.82%			1.33%	1.33%
Awaiting / Pending Results	0	0	0	0	0	0	0	0	0	0			0	0
Targeted Residual	0	1	0	0	0	0	0	0	0	0			0	1
Random tests collected	26	24	24	30	24	28	20	20	20	25			24	241
Tested Positive	0	0	0	0	0	0	0	0	0	0			0	0
Refusal (guilty)	0	0	0	0	0	0	0	0	0	0			0	0
Unable (not guilty)	0	0	0	0	0	0	0	0	0	0			0	0
Unable (guilty)	0	0	0	0	0	0	0	0	0	0			0	0
Interfered (guilty)	0	0	0	0	0	0	0	0	0	0			0	0
No test (valid reason)	0	0	0	0	0	0	0	0	0	0			0	0
No test (no valid reason)	0	0	0	0	0	0	0	0	0	0			0	0
Adulterated	0	0	0	0	0	0	0	0	0	0			0	0
Awaiting / Pending Results	0	0	0	0	0	0	0	0	0	0			0	0
Random Residual (PIMS URAR030)	0	0	0	0	0	0	0	0	0	0			0	0
Effective Sample - Random General	26	24	24	30	24	28	20	20	20	25			24	241
% Tested positive	0.00%	0.00%	0.00%	0.00%	0.00%	0.00%	0.00%	0.00%	0.00%	0.00%			0.00%	
% Prisoner guilty, positive equivalents	0.00%	0.00%	0.00%	0.00%	0.00%	0.00%	0.00%	0.00%	0.00%	0.00%			0.00%	
% Total prisoner fails	0.00%	0.00%	0.00%	0.00%	0.00%	0.00%	0.00%	0.00%	0.00%	0.00%			0.00%	
% No test without valid reason	0.00%	0.00%	0.00%	0.00%	0.00%	0.00%	0.00%	0.00%	0.00%	0.00%			0.00%	
Random General Benchmark 1.80%	1.80%	1.80%	1.80%	1.80%	1.80%	1.80%	1.80%	1.80%	1.80%	1.80%			YTD	
% Failures for SDO	0.00%	0.00%	0.00%	0.00%	0.00%	0.00%	0.00%	0.00%	0.00%	0.00%			0.00%	

Beechworth - Drugs Identified Through Testing by Drug Type – Monthly & 2018-2019

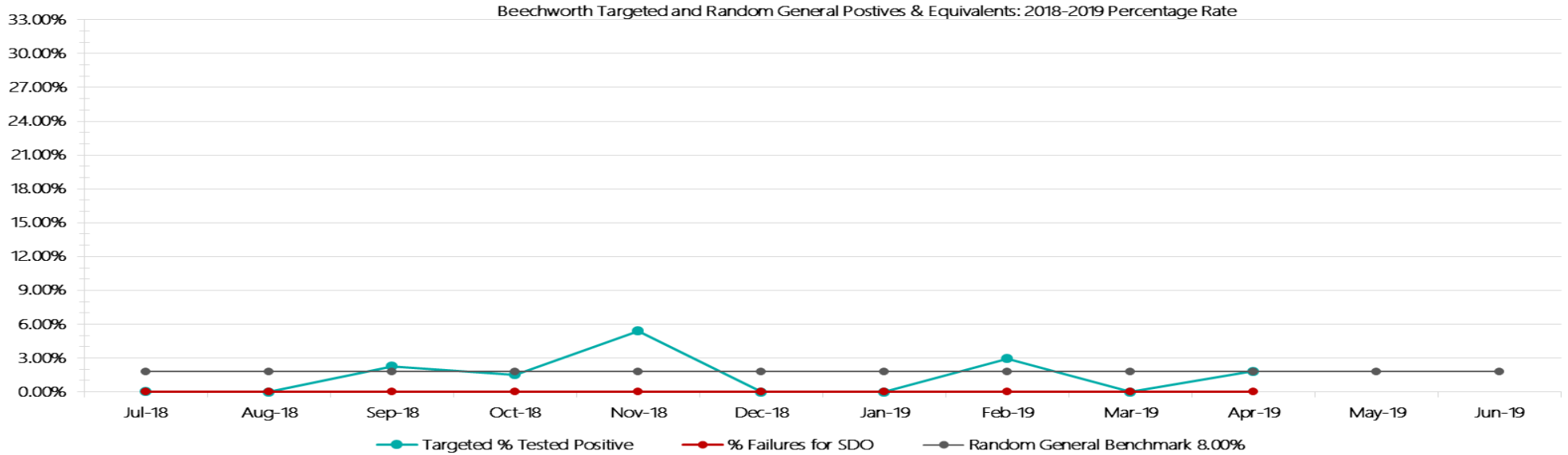
Beechworth	Amphetamines	Methamphetamines	Cocaine	Opiates	Benzodiazepines	Cannabinoids	Ethanol**	Methadone	ADP*	APS*	Steroids**	Buprenorphine	NOA*	Total
Jul-18	0	0	0	0	0	0	0	0	0	0	0	0	0	0
Aug-18	0	0	0	0	0	0	0	0	0	0	0	0	0	0
Sep-18	0	0	0	0	0	0	0	0	0	0	0	1	0	1
Oct-18	0	0	0	1	0	0	0	0	0	0	0	0	0	1
Nov-18	0	0	0	0	0	0	0	0	0	0	0	3	0	3
Dec-18	0	0	0	0	0	0	0	0	0	0	0	0	0	0
Jan-19	0	0	0	0	0	0	0	0	0	0	0	0	0	0
Feb-19	0	0	0	0	0	0	0	0	0	0	0	1	0	1
Mar-19	0	0	0	0	0	0	0	0	0	0	0	0	0	0
Apr-19	0	0	0	0	0	0	0	0	0	0	0	1	0	1
May-19														
Jun-19														
Beechworth YTD	0	0	0	1	0	0	0	0	0	0	0	6	0	7
<i>All Prisons YTD</i>	<i>314</i>	<i>58</i>	<i>1</i>	<i>64</i>	<i>58</i>	<i>37</i>	<i>5</i>	<i>41</i>	<i>37</i>	<i>23</i>	<i>0</i>	<i>1510</i>	<i>3</i>	<i>2151</i>
<i>Beechworth % of Total</i>	<i>0.00%</i>	<i>0.00%</i>	<i>0.00%</i>	<i>1.56%</i>	<i>0.00%</i>	<i>0.00%</i>	<i>0.00%</i>	<i>0.00%</i>	<i>0.00%</i>	<i>0.00%</i>	<i>0.00%</i>	<i>0.40%</i>	<i>0.00%</i>	<i>0.33%</i>

Beechworth Seizures of Contraband: Visitors & Prisoners – Monthly & 2018-2019

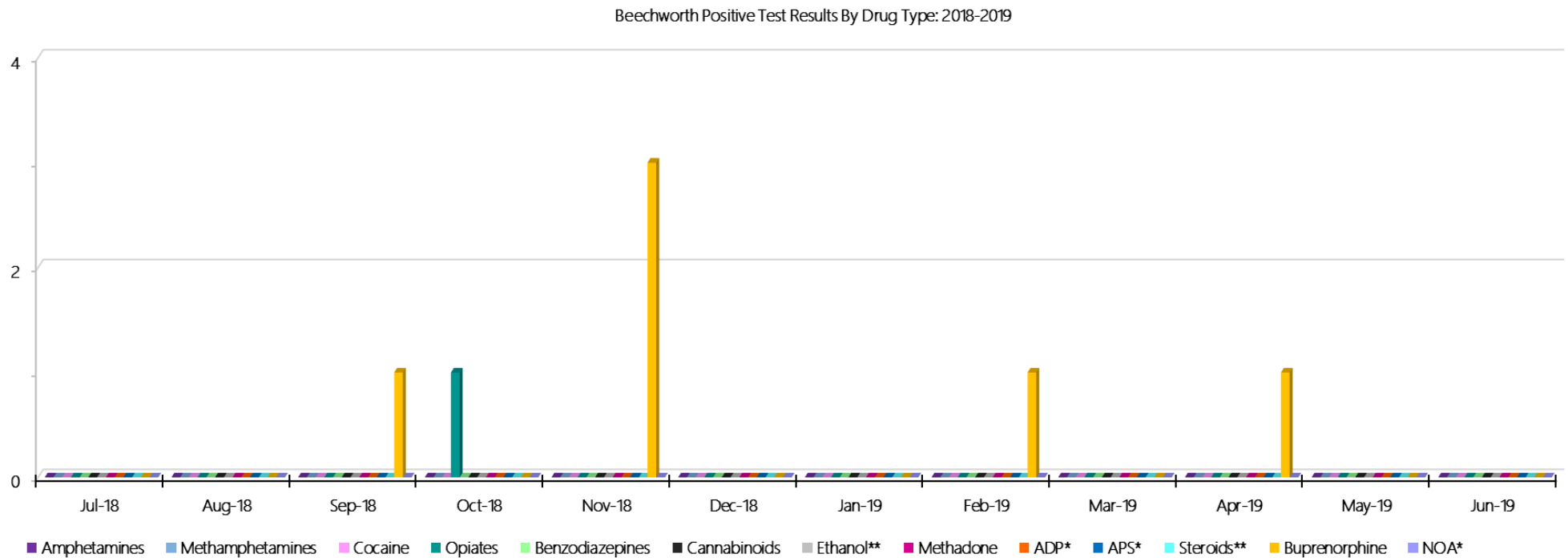
Visitors	GVM		Powder & Crystal		Synthetic (Suspected)		Prescription Medication		Buprenorphine		Alcohol & Home Brew		Syringes & Needles		Smoking Paraphernalia		Edged Weapons		Electronic Devices		Tools		Other	
	Finds	Gms	Finds	Gms	Finds	Gms	Finds	Qty	Finds	Qty	Finds	Ltrs	Finds	Qty	Finds	Qty	Finds	Qty	Finds	Qty	Finds	Qty	Finds	Qty
BCC																								
Jul-18	0	0.00	0	0.00	0	0.00	0	0.00	0	0.00	0	0.000	0	0	0	0	0	0	0	0	0	0	0	0
Aug-18	0	0.00	0	0.00	0	0.00	0	0.00	0	0.00	0	0.000	0	0	0	0	0	0	0	0	0	0	0	0
Sep-18	0	0.00	0	0.00	0	0.00	0	0.00	0	0.00	0	0.000	0	0	0	0	0	0	0	0	0	0	0	0
Oct-18	0	0.00	0	0.00	0	0.00	0	0.00	0	0.00	0	0.000	0	0	0	0	0	0	0	0	0	0	0	0
Nov-18	0	0.00	0	0.00	0	0.00	0	0.00	0	0.00	0	0.000	0	0	0	0	0	0	0	0	0	0	0	0
Dec-18	0	0.00	0	0.00	0	0.00	0	0.00	0	0.00	0	0.000	0	0	0	0	0	0	0	0	0	0	0	0
Jan-19	0	0.00	0	0.00	0	0.00	0	0.00	0	0.00	0	0.000	0	0	0	0	0	0	0	0	0	0	0	0
Feb-19	0	0.00	0	0.00	0	0.00	0	0.00	0	0.00	0	0.000	0	0	0	0	0	0	0	0	0	0	0	0
Mar-19	0	0.00	0	0.00	0	0.00	0	0.00	0	0.00	0	0.000	0	0	1	1	0	0	0	0	0	0	0	0
Apr-19	0	0.00	0	0.00	0	0.00	0	0.00	0	0.00	0	0.000	0	0	0	0	0	0	0	0	0	0	0	0
May-19																								
Jun-19																								
Total	0	0.00	0	0.00	0	0.00	0	0.00	0	0.00	0	0.000	0	0	1	1	0	0	0	0	0	0	0	0

Prisoners	GVM		Powder & Crystal		Synthetic (Suspected)		Prescription Medication		Buprenorphine		Alcohol & Home Brew		Syringes & Needles		Smoking Paraphernalia		Edged Weapons		Electronic Devices		Tools		Other	
	Finds	Gms	Finds	Gms	Finds	Gms	Finds	Qty	Finds	Qty	Finds	Ltrs	Finds	Qty	Finds	Qty	Finds	Qty	Finds	Qty	Finds	Qty	Finds	Qty
BCC																								
Jul-18	0	0.00	0	0.00	0	0.00	0	0.00	0	0.00	1	0.700	0	0	0	0	1	2	3	6	0	0	0	0
Aug-18	0	0.00	0	0.00	0	0.00	1	1.00	0	0.00	0	0.000	0	0	0	0	0	0	0	0	0	0	0	0
Sep-18	0	0.00	0	0.00	0	0.00	1	2.00	0	0.00	0	0.000	0	0	2	3	0	0	2	2	0	0	0	0
Oct-18	0	0.00	0	0.00	0	0.00	1	2.00	0	0.00	0	0.000	0	0	6	25	0	0	1	1	2	2	1	1
Nov-18	0	0.00	1	3.18	0	0.00	0	0.00	1	19.00	0	0.000	0	0	4	51	0	0	0	0	2	6	0	0
Dec-18	0	0.00	0	0.00	0	0.00	0	0.00	0	0.00	0	0.000	0	0	3	7	0	0	0	0	1	1	0	0
Jan-19	0	0.00	0	0.00	0	0.00	1	1.00	0	0.00	0	0.000	0	0	1	2	0	0	0	0	1	1	0	0
Feb-19	0	0.00	0	0.00	0	0.00	0	0.00	0	0.00	0	0.000	0	0	0	0	0	0	0	0	0	0	0	0
Mar-19	0	0.00	0	0.00	0	0.00	0	0.00	0	0.00	0	0.000	0	0	0	0	0	0	0	0	0	0	1	1
Apr-19	0	0.00	0	0.00	0	0.00	0	0.00	0	0.00	0	0.000	0	0	1	5	0	0	0	0	1	1	0	0
May-19																								
Jun-19																								
Total	0	0.00	1	3.18	0	0.00	4	6.00	1	19	1	0.700	0	0	17	93	1	2	6	9	7	11	2	2

Beechworth Targeted and Random General Drug Test Positives & Equivalents - 2018-2019

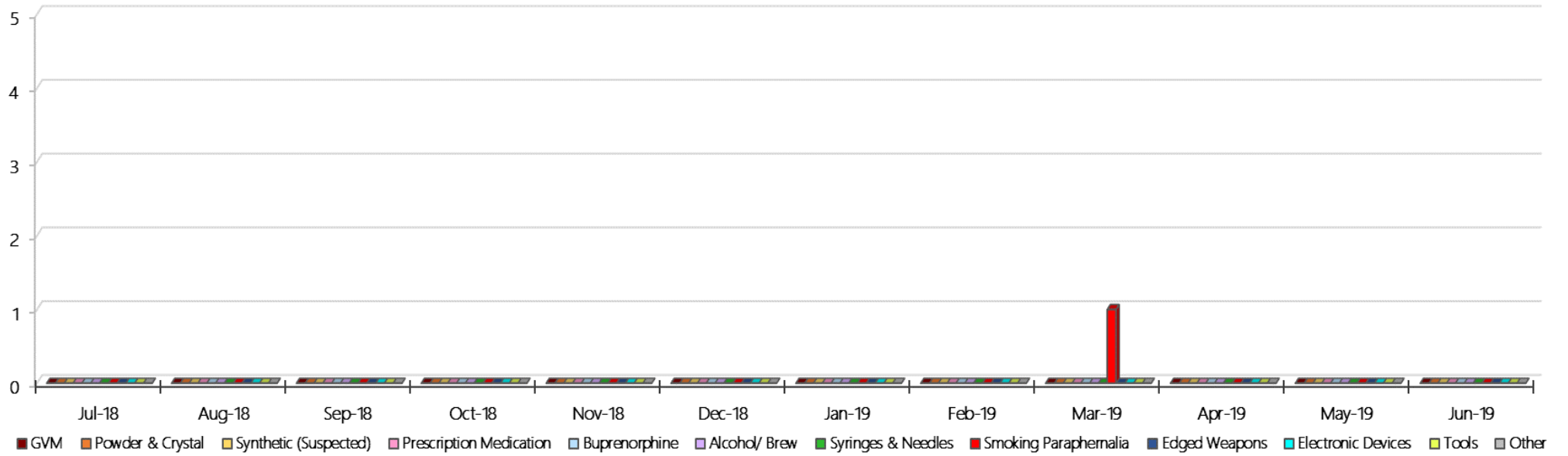


Beechworth Positive Test Results by Drug Type - 2018-2019



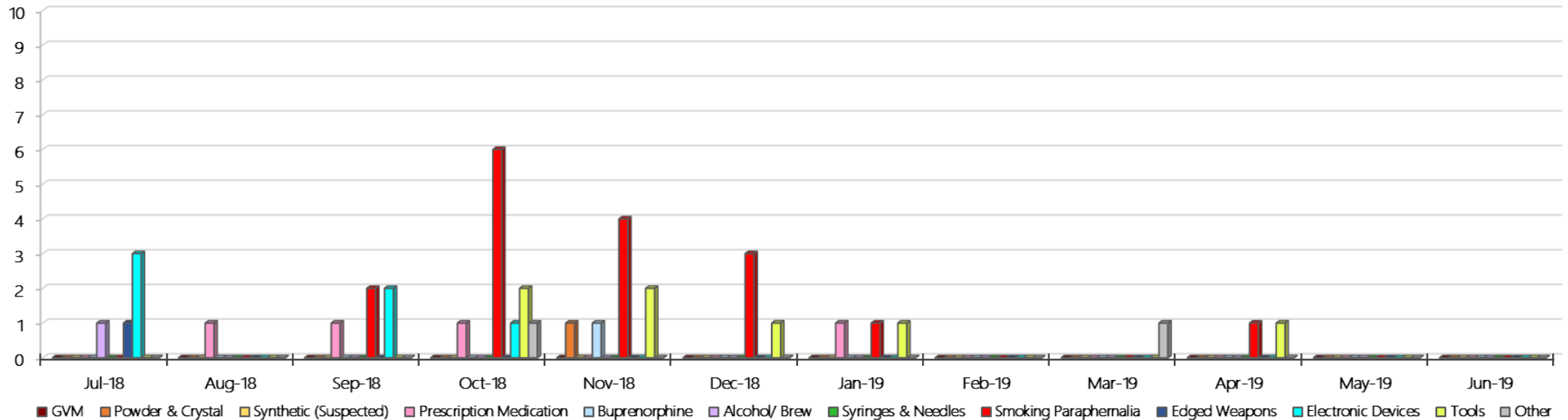
Beechworth Count of Visitor Seizure Finds – Monthly 2018-2019

Beechworth Count of Visitor Seizure Finds - Monthly 2018-2019



Beechworth Count of Prisoner Seizure Finds – Monthly 2018-2019

Beechworth Count of Prisoner Seizure Finds - Monthly 2018-2019



Dhurringile Prison

Targeted and Random General Drug Test Results: 2018-2019

Dhurringile	Jul-18	Aug-18	Sep-18	Oct-18	Nov-18	Dec-18	Jan-19	Feb-19	Mar-19	Apr-19	May-19	Jun-19	Average	Totals
Effective Sample - Targeted	108	65	74	108	89	82	117	124	100	112			98	979
Targeted Positives	1	2	0	3	6	1	3	8	2	0			3	26
Refusal	0	0	0	0	0	0	0	0	0	0			0	0
Unable	0	0	0	0	1	0	0	0	0	0			0	1
Interfered	0	0	0	0	0	0	0	0	0	0			0	0
Adulterated	0	0	0	0	0	0	0	0	0	0			0	0
Targeted % Tested Positive	0.93%	3.08%	0.00%	2.78%	7.87%	1.22%	2.56%	6.45%	2.00%	0.00%			2.76%	2.76%
Awaiting / Pending Results	0	0	0	0	0	0	0	0	0	0			0	0
Targeted Residual	0	0	0	0	0	0	0	3	1	0			0	4
Random tests collected	39	35	34	39	32	39	32	29	31	35			35	345
Tested Positive	0	0	0	0	0	0	0	0	0	1			0	1
Refusal (guilty)	0	0	0	0	0	0	0	0	0	0			0	0
Unable (not guilty)	0	0	0	0	0	0	0	0	0	0			0	0
Unable (guilty)	0	0	0	1	0	0	0	0	0	0			0	1
Interfered (guilty)	0	0	0	0	0	0	0	0	0	0			0	0
No test (valid reason)	0	0	0	1	0	1	0	0	0	0			0	2
No test (no valid reason)	0	0	0	0	0	0	0	0	0	0			0	0
Adulterated	0	0	0	0	0	0	0	0	0	0			0	0
Awaiting / Pending Results	0	0	0	0	0	0	0	0	0	0			0	0
Random Residual (PIMS URAR030)	0	0	0	0	0	1	0	0	0	0				1
Effective Sample - Random General	39	35	34	40	32	39	32	29	31	35			35	346
% Tested positive	0.00%	0.00%	0.00%	0.00%	0.00%	0.00%	0.00%	0.00%	0.00%	2.86%			0.29%	
% Prisoner guilty, positive equivalent	0.00%	0.00%	0.00%	2.50%	0.00%	0.00%	0.00%	0.00%	0.00%	0.00%			0.25%	
% Total prisoner fails	0.00%	0.00%	0.00%	2.50%	0.00%	0.00%	0.00%	0.00%	0.00%	2.86%			0.54%	
% No test without valid reason	0.00%	0.00%	0.00%	0.00%	0.00%	0.00%	0.00%	0.00%	0.00%	0.00%			0.00%	
Random General Benchmark 3.50%	3.50%	3.50%	3.50%	3.50%	3.50%	3.50%	3.50%	3.50%	3.50%	3.50%			YTD	
% Failures for SDO	0.00%	0.00%	0.00%	2.50%	0.00%	0.00%	0.00%	0.00%	0.00%	2.86%			0.58%	

Dhurringile - Drugs Identified Through Testing by Drug Type – Monthly & 2018-2019

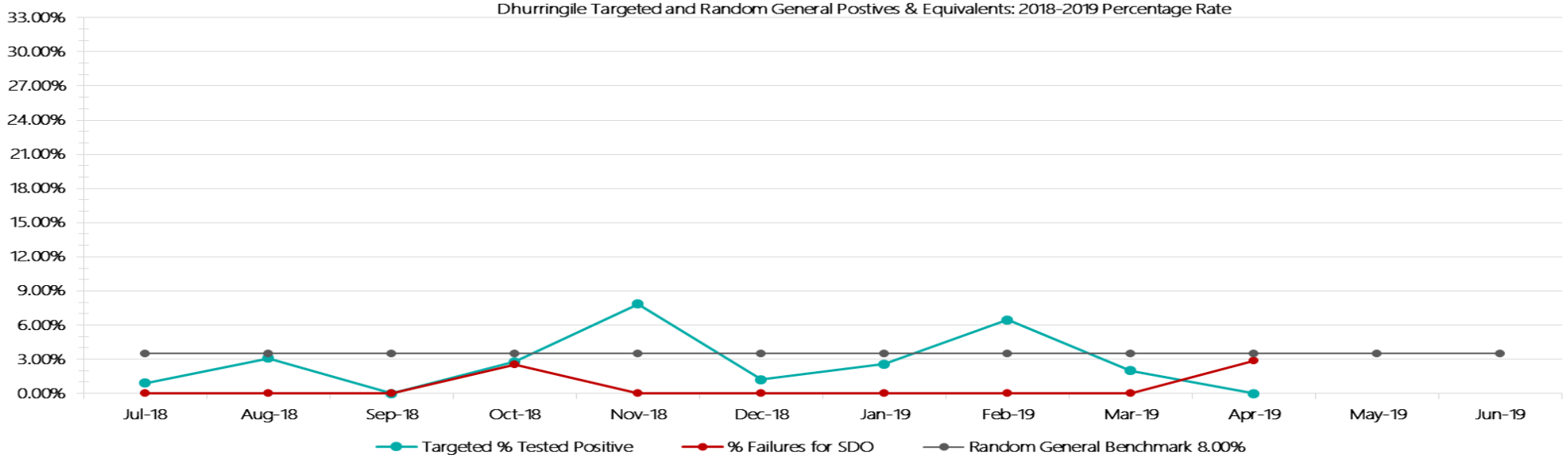
Dhurringile	Amphetamines	Methamphetamines	Cocaine	Opiates	Benzodiazepines	Cannabinoids	Ethanol**	Methadone	ADP*	APS*	Steroids**	Buprenorphine	NOA*	Total
Jul-18	1	0	0	0	0	0	0	0	0	0	0	1	0	2
Aug-18	0	0	0	0	0	1	0	0	0	0	0	1	0	2
Sep-18	0	0	0	0	0	0	0	0	0	0	0	0	0	0
Oct-18	0	0	0	0	0	3	0	0	0	0	0	0	0	3
Nov-18	0	0	0	0	0	0	0	0	0	0	0	7	0	7
Dec-18	0	0	0	0	1	0	0	0	0	0	0	0	0	1
Jan-19	0	0	0	0	0	0	0	0	0	0	0	4	0	4
Feb-19	5	5	0	0	1	1	0	0	0	0	0	1	0	13
Mar-19	1	1	0	0	0	0	0	0	0	0	0	2	0	4
Apr-19	0	0	0	0	0	0	0	0	0	0	0	1	0	1
May-19														
Jun-19														
Dhurringile YTD	7	6	0	0	2	5	0	0	0	0	0	17	0	37
<i>All Prisons YTD</i>	<i>314</i>	<i>58</i>	<i>1</i>	<i>64</i>	<i>58</i>	<i>37</i>	<i>5</i>	<i>41</i>	<i>37</i>	<i>23</i>	<i>0</i>	<i>1510</i>	<i>3</i>	<i>2151</i>
<i>Dhurringile % of Total</i>	<i>2.23%</i>	<i>10.34%</i>	<i>0.00%</i>	<i>0.00%</i>	<i>3.45%</i>	<i>13.51%</i>	<i>0.00%</i>	<i>0.00%</i>	<i>0.00%</i>	<i>0.00%</i>	<i>0.00%</i>	<i>1.13%</i>	<i>0.00%</i>	<i>1.72%</i>

Dhurringile Seizures of Contraband: Visitors & Prisoners – Monthly & 2018-2019

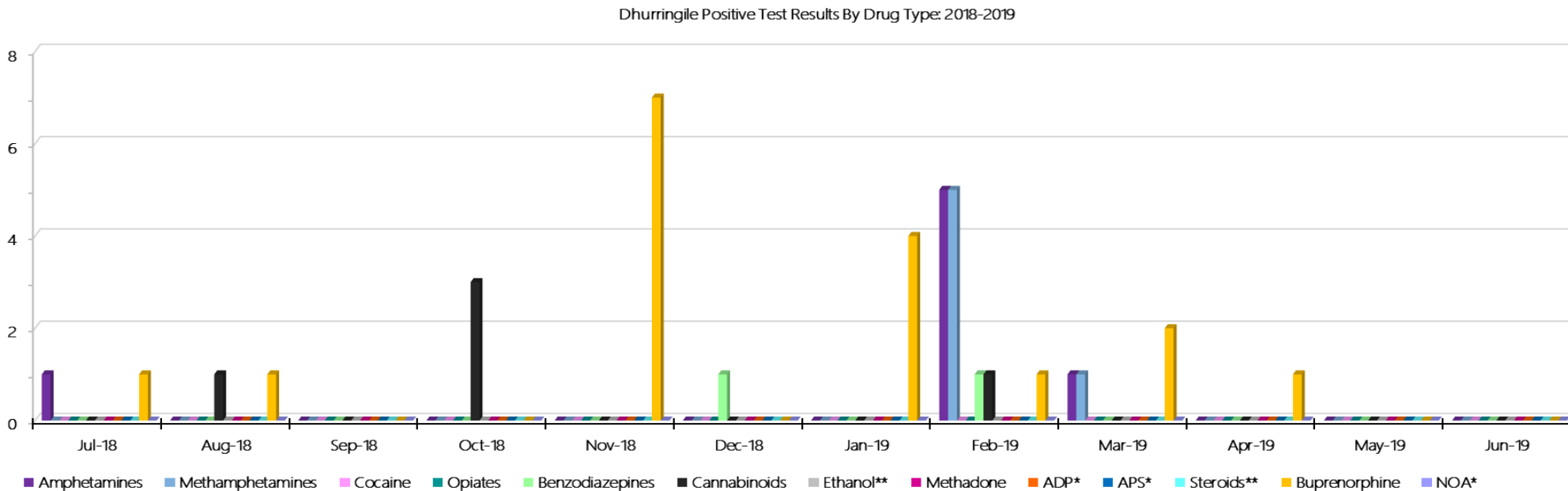
Visitors	GVM		Powder & Crystal		Synthetic (Suspected)		Prescription Medication		Buprenorphine		Alcohol & Home Brew		Syringes & Needles		Smoking Paraphernalia		Edged Weapons		Electronic Devices		Tools		Other		
	D'gile	Finds	Gms	Finds	Gms	Finds	Gms	Finds	Qty	Finds	Qty	Finds	Ltrs	Finds	Qty	Finds	Qty	Finds	Qty	Finds	Qty	Finds	Qty	Finds	Qty
Jul-18	0	0.00	0	0.00	0	0.00	0	0.00	0	0.00	0	0.000	0	0	0	0	0	0	0	0	0	0	0	0	0
Aug-18	0	0.00	0	0.00	0	0.00	0	0.00	0	0.00	0	0.000	1	2	0	0	0	0	0	0	0	0	0	0	0
Sep-18	0	0.00	0	0.00	0	0.00	0	0.00	0	0.00	0	0.000	0	0	0	0	0	0	0	0	0	0	0	0	0
Oct-18	0	0.00	0	0.00	0	0.00	0	0.00	0	0.00	0	0.000	0	0	0	0	0	0	0	0	0	0	0	0	0
Nov-18	0	0.00	0	0.00	0	0.00	0	0.00	0	0.00	0	0.000	0	0	0	0	0	0	0	0	0	0	0	0	0
Dec-18	0	0.00	0	0.00	0	0.00	0	0.00	0	0.00	0	0.000	0	0	1	1	0	0	0	0	0	0	0	0	0
Jan-19	1	1.00	2	2.60	1	8.70	0	0.00	0	0.00	1	0.700	1	2	4	7	1	1	0	0	0	0	2	5	
Feb-19	0	0.00	0	0.00	0	0.00	0	0.00	0	0.00	0	0.000	0	0	0	0	0	0	0	0	0	0	0	0	0
Mar-19	0	0.00	0	0.00	0	0.00	0	0.00	0	0.00	0	0.000	0	0	0	0	0	0	0	0	0	0	0	0	0
Apr-19	0	0.00	0	0.00	0	0.00	0	0.00	0	0.00	0	0.000	0	0	0	0	0	0	0	0	0	0	0	0	0
May-19																									
Jun-19																									
Total	1	1.00	2	2.60	1	8.70	0	0.00	0	0.00	1	0.700	2	4	5	8	1	1	0	0	0	0	2	5	

Prisoners	GVM		Powder & Crystal		Synthetic (Suspected)		Prescription Medication		Buprenorphine		Alcohol & Home Brew		Syringes & Needles		Smoking Paraphernalia		Edged Weapons		Electronic Devices		Tools		Other		
	D'gile	Finds	Gms	Finds	Gms	Finds	Gms	Finds	Qty	Finds	Qty	Finds	Ltrs	Finds	Qty	Finds	Qty	Finds	Qty	Finds	Qty	Finds	Qty	Finds	Qty
Jul-18	3	1.10	0	0.00	0	0.00	1	1.50	0	0.00	0	0.000	0	0	10	12	0	0	1	1	0	0	0	0	0
Aug-18	0	0.00	1	0.20	0	0.00	2	5.00	0	0.00	0	0.000	0	0	10	18	3	7	4	5	5	7	1	1	1
Sep-18	1	0.60	0	0.00	0	0.00	0	0.00	0	0.00	0	0.000	0	0	4	4	0	0	1	2	0	0	0	0	0
Oct-18	0	0.00	0	0.00	0	0.00	1	1.00	1	4.00	0	0.000	1	1	12	59	0	0	0	0	3	8	4	5	5
Nov-18	1	2.40	0	0.00	0	0.00	1	1.00	0	0.00	0	0.000	0	0	5	11	0	0	0	0	1	4	2	2	2
Dec-18	0	0.00	0	0.00	0	0.00	0	0.00	0	0.00	0	0.000	0	0	8	28	0	0	1	1	2	2	0	0	0
Jan-19	3	67.90	0	0.00	0	0.00	0	0.00	0	0.00	0	0.000	0	0	2	2	0	0	1	2	0	0	2	2	2
Feb-19	0	0.00	1	0.40	0	0.00	0	0.00	1	0.50	0	0.000	0	0	7	63	0	0	0	0	5	5	5	5	5
Mar-19	0	0.00	0	0.00	0	0.00	0	0.00	1	0.20	0	0.000	1	1	9	11	2	2	1	1	1	2	1	1	1
Apr-19	1	30.00	0	0.00	0	0.00	0	0.00	0	0.00	0	0.000	0	0	7	11	0	0	0	0	1	1	1	7	7
May-19																									
Jun-19																									
Total	9	102.00	2	0.60	0	0.00	5	8.50	3	4.70	0	0.000	2	2	74	219	5	9	9	12	18	29	16	23	

Dhurringile Targeted and Random General Drug Test Positives & Equivalents - 2018-2019

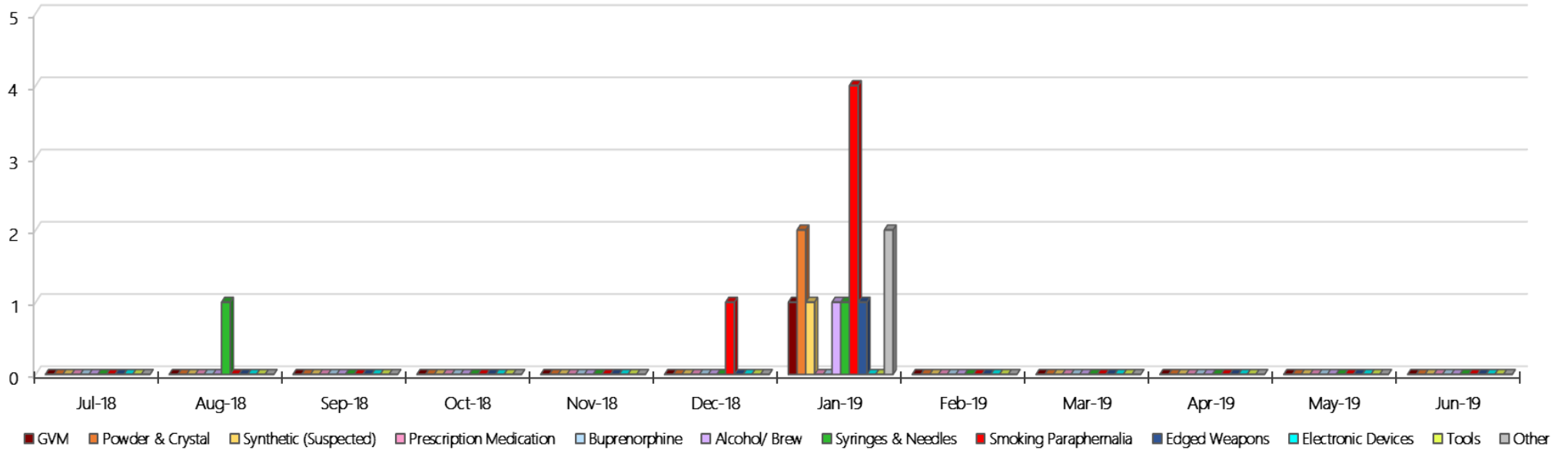


Dhurringile Positive Test Results by Drug Type - 2018-2019



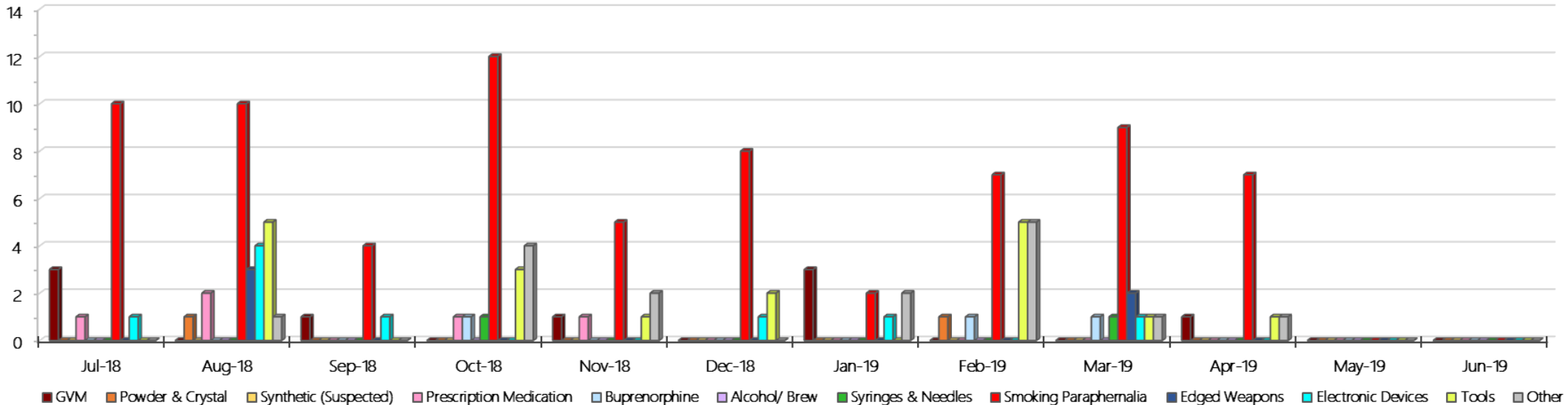
Dhurringile Count of Visitor Seizure Finds – Monthly 2018-2019

Dhurringile Count of Visitor Seizure Finds - Monthly 2018-2019



Dhurringile Count of Prisoner Seizure Finds – Monthly 2018-2019

Dhurringile Count of Prisoner Seizure Finds - Monthly 2018-2019



Langi Kal Kal Prison

Targeted and Random General Drug Test Results: 2018-2019

Langi Kal Kal	Jul-18	Aug-18	Sep-18	Oct-18	Nov-18	Dec-18	Jan-19	Feb-19	Mar-19	Apr-19	May-19	Jun-19	Average	Totals
Effective Sample - Targeted	16	23	30	27	40	41	23	34	55	40			33	329
Targeted Positives	0	0	0	0	0	1	0	0	0	0			0	1
Refusal	0	0	0	0	0	0	0	0	0	0			0	0
Unable	0	1	0	0	0	0	0	0	0	0			0	1
Interfered	0	0	0	0	0	0	0	0	0	0			0	0
Adulterated	0	0	0	0	0	0	0	0	0	0			0	0
Targeted % Tested Positive	0.00%	4.35%	0.00%	0.00%	0.00%	2.44%	0.00%	0.00%	0.00%	0.00%			0.61%	0.61%
Awaiting / Pending Results	0	0	0	0	0	0	0	0	0	1			0	1
Targeted Residual	0	0	0	0	0	0	0	0	0	0			0	0
Random tests collected	40	32	34	46	39	50	40	42	46	52			42	421
Tested Positive	0	0	0	0	0	0	0	0	0	0			0	0
Refusal (guilty)	0	0	0	0	0	0	0	0	0	0			0	0
Unable (not guilty)	0	0	0	0	0	0	0	0	0	0			0	0
Unable (guilty)	0	0	0	0	0	0	0	0	0	0			0	0
Interfered (guilty)	0	0	0	0	0	0	0	0	0	0			0	0
No test (valid reason)	0	0	0	0	0	0	0	1	0	2			0	3
No test (no valid reason)	0	0	0	0	0	0	0	0	0	0			0	0
Adulterated	0	0	0	0	0	0	0	0	0	0			0	0
Awaiting / Pending Results	0	0	0	0	0	0	0	0	0	6			1	6
Random Residual (PIMS URAR030)	0	0	0	0	0	0	0	0	0	0				0
Effective Sample - Random General	40	32	34	46	39	50	40	42	46	52			42	421
% Tested positive	0.00%	0.00%	0.00%	0.00%	0.00%	0.00%	0.00%	0.00%	0.00%	0.00%			0.00%	
% Prisoner guilty, positive equivalent	0.00%	0.00%	0.00%	0.00%	0.00%	0.00%	0.00%	0.00%	0.00%	0.00%			0.00%	
% Total prisoner fails	0.00%	0.00%	0.00%	0.00%	0.00%	0.00%	0.00%	0.00%	0.00%	0.00%			0.00%	
% No test without valid reason	0.00%	0.00%	0.00%	0.00%	0.00%	0.00%	0.00%	0.00%	0.00%	0.00%			0.00%	
Random General Benchmark 1.50%	1.50%	1.50%	1.50%	1.50%	1.50%	1.50%	1.50%	1.50%	1.50%	1.50%			YTD	
% Failures for SDO	0.00%	0.00%	0.00%	0.00%	0.00%	0.00%	0.00%	0.00%	0.00%	0.00%			0.00%	

Langi Kal Kal - Drugs Identified Through Testing by Drug Type – Monthly & 2018-2019

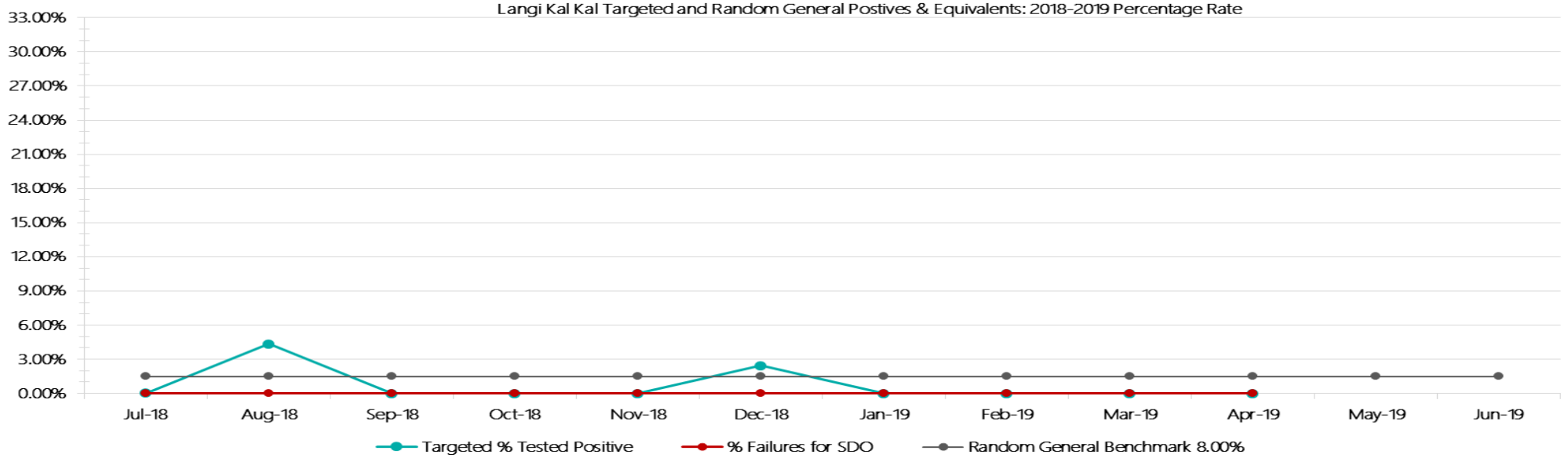
Langi Kal Kal	Amphetamines	Methamphetamines	Cocaine	Opiates	Benzodiazepines	Cannabinoids	Ethanol**	Methadone	ADP*	APS*	Steroids**	Buprenorphine	NOA*	Total
Jul-18	0	0	0	0	0	0	0	0	0	0	0	0	0	0
Aug-18	0	0	0	0	0	0	0	0	0	0	0	0	0	0
Sep-18	0	0	0	0	0	0	0	0	0	0	0	0	0	0
Oct-18	0	0	0	0	0	0	0	0	0	0	0	0	0	0
Nov-18	0	0	0	0	0	0	0	0	0	0	0	0	0	0
Dec-18	0	0	0	0	1	0	0	0	0	0	0	0	0	1
Jan-19	0	0	0	0	0	0	0	0	0	0	0	0	0	0
Feb-19	0	0	0	0	0	0	0	0	0	0	0	0	0	0
Mar-19	0	0	0	0	0	0	0	0	0	0	0	0	0	0
Apr-19	0	0	0	0	0	0	0	0	0	0	0	0	0	0
May-19														
Jun-19														
Langi Kal Kal YTD	0	0	0	0	1	0	0	0	0	0	0	0	0	1
All Prisons YTD	314	58	1	64	58	37	5	41	37	23	0	1510	3	2151
Langi Kal Kal % of Total	0.00%	0.00%	0.00%	0.00%	1.72%	0.00%	0.00%	0.00%	0.00%	0.00%	0.00%	0.00%	0.00%	0.05%

Langi Kal Kal Seizures of Contraband: Visitors & Prisoners – Monthly & 2018-2019

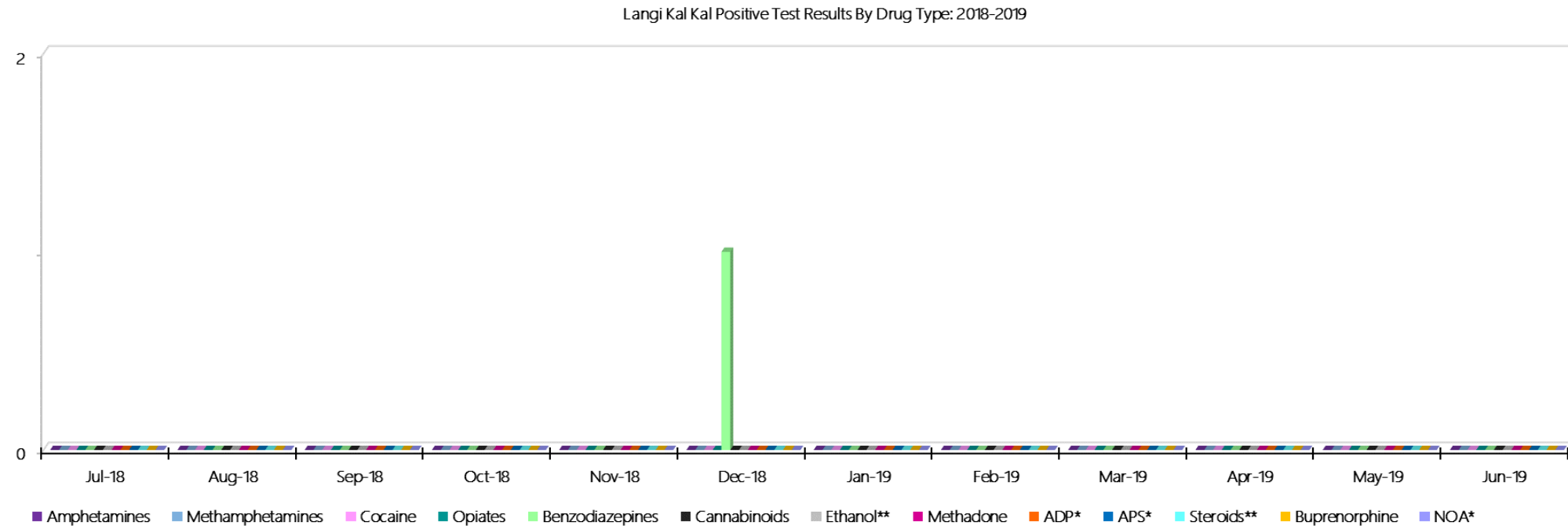
Visitors	GVM		Powder & Crystal		Synthetic (Suspected)		Prescription Medication		Buprenorphine		Alcohol & Home Brew		Syringes & Needles		Smoking Paraphernalia		Edged Weapons		Electronic Devices		Tools		Other		
	LKK	Finds	Gms	Finds	Gms	Finds	Gms	Finds	Qty	Finds	Qty	Finds	Ltrs	Finds	Qty	Finds	Qty	Finds	Qty	Finds	Qty	Finds	Qty	Finds	Qty
Jul-18	0	0	0.00	0	0.00	0	0.00	0	0.00	0	0.00	0	0.000	0	0	0	0	0	0	0	0	0	0	0	0
Aug-18	0	0	0.00	0	0.00	0	0.00	0	0.00	0	0.00	0	0.000	0	0	0	0	0	0	0	0	0	0	0	0
Sep-18	0	0	0.00	0	0.00	0	0.00	0	0.00	0	0.00	0	0.000	0	0	0	0	0	0	0	0	0	0	0	0
Oct-18	0	0	0.00	0	0.00	0	0.00	0	0.00	0	0.00	0	0.000	0	0	0	0	0	0	0	0	0	0	0	0
Nov-18	0	0	0.00	0	0.00	0	0.00	0	0.00	0	0.00	0	0.000	0	0	0	0	0	0	0	0	0	0	0	0
Dec-18	0	0	0.00	0	0.00	0	0.00	0	0.00	0	0.00	0	0.000	0	0	0	0	0	0	0	0	0	0	0	0
Jan-19	0	0	0.00	0	0.00	0	0.00	0	0.00	0	0.00	0	0.000	0	0	0	0	0	0	0	0	0	0	0	0
Feb-19	0	0	0.00	0	0.00	0	0.00	0	0.00	0	0.00	0	0.000	0	0	0	0	0	0	0	0	0	0	0	0
Mar-19	0	0	0.00	0	0.00	0	0.00	0	0.00	0	0.00	0	0.000	0	0	0	0	0	0	0	0	0	0	0	0
Apr-19	0	0	0.00	0	0.00	0	0.00	0	0.00	0	0.00	0	0.000	0	0	0	0	0	0	0	0	0	0	0	0
May-19																									
Jun-19																									
Total	0	0	0.00	0	0.00	0	0.00	0	0.00	0	0.00	0	0.000	0	0	0	0	0	0	0	0	0	0	0	0

Prisoners	GVM		Powder & Crystal		Synthetic (Suspected)		Prescription Medication		Buprenorphine		Alcohol & Home Brew		Syringes & Needles		Smoking Paraphernalia		Edged Weapons		Electronic Devices		Tools		Other		
	LKK	Finds	Gms	Finds	Gms	Finds	Gms	Finds	Qty	Finds	Qty	Finds	Ltrs	Finds	Qty	Finds	Qty	Finds	Qty	Finds	Qty	Finds	Qty	Finds	Qty
Jul-18	0	0	0.00	0	0.00	0	0.00	0	0.00	0	0.00	0	0.000	0	0	0	0	0	0	0	0	0	0	0	0
Aug-18	0	0	0.00	0	0.00	0	0.00	0	0.00	0	0.00	0	0.000	0	0	0	0	0	0	0	0	1	1	0	0
Sep-18	0	0	0.00	0	0.00	0	0.00	0	0.00	0	0.00	0	0.000	1	1	0	0	1	1	0	0	0	0	0	0
Oct-18	0	0	0.00	0	0.00	0	0.00	0	0.00	0	0.00	0	0.000	0	0	1	7	0	0	0	0	1	1	0	0
Nov-18	0	0	0.00	0	0.00	0	0.00	0	0.00	0	0.00	0	0.000	0	0	0	0	1	1	0	0	0	0	1	2
Dec-18	0	0	0.00	0	0.00	0	0.00	1	4.00	1	0.50	0	0.000	2	4	0	0	0	0	0	0	1	1	0	0
Jan-19	0	0	0.00	0	0.00	0	0.00	0	0.00	0	0.00	0	0.000	0	0	0	0	0	0	0	0	0	0	2	2
Feb-19	0	0	0.00	0	0.00	0	0.00	1	20.00	0	0.00	0	0.000	0	0	0	0	0	0	0	0	0	0	1	1
Mar-19	0	0	0.00	0	0.00	0	0.00	0	0.00	0	0.00	0	0.000	0	0	0	0	1	1	0	0	0	0	3	4
Apr-19	0	0	0.00	0	0.00	0	0.00	0	0.00	0	0.00	0	0.000	0	0	0	0	0	0	0	0	1	1	1	1
May-19																									
Jun-19																									
Total	0	0	0.00	0	0.00	0	0.00	2	24.00	1	0.50	0	0.000	3	5	1	7	3	3	0	0	4	4	8	10

Langi Kal Kal Targeted and Random General Drug Test Positives & Equivalents - 2018-2019

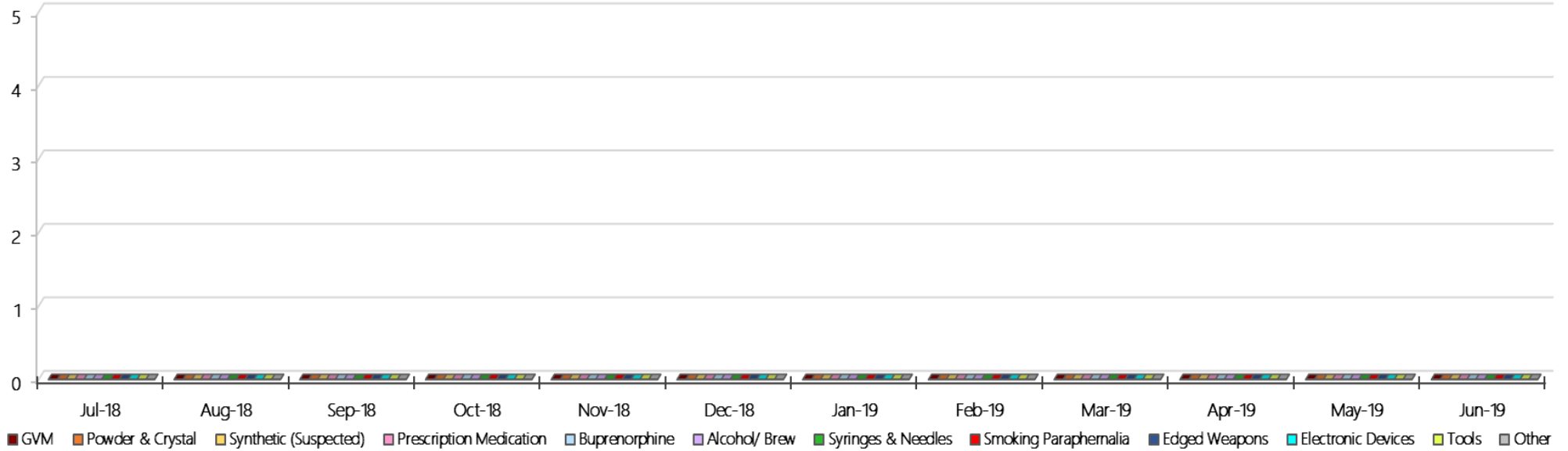


Langi Kal Kal Positive Test Results by Drug Type - 2018-2019



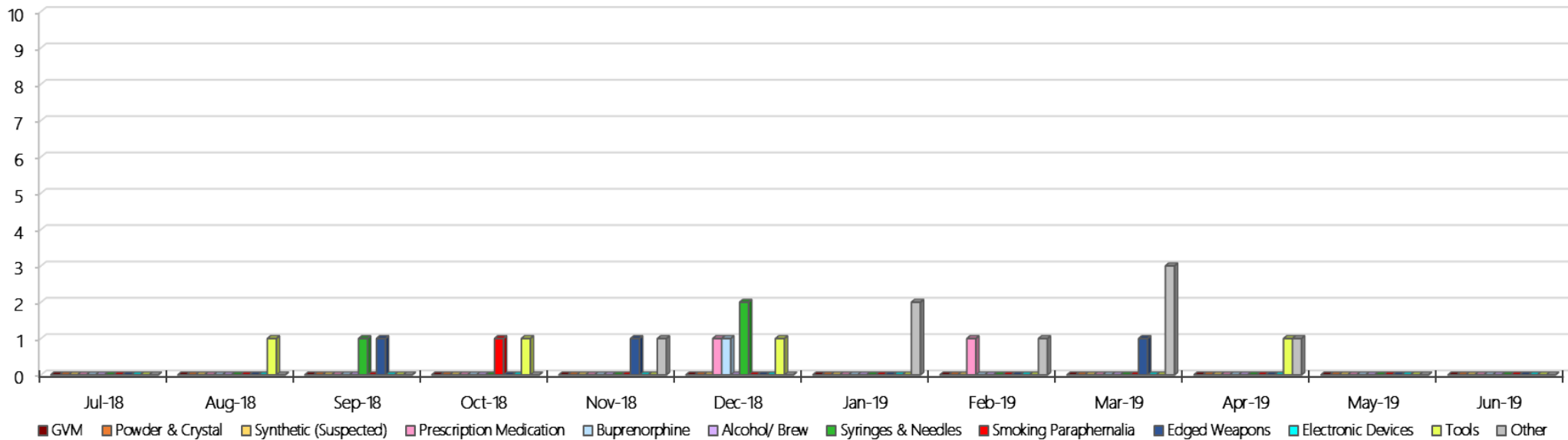
Langi Kal Kal Count of Visitor Seizure Finds – Monthly 2018-2019

Langi Kal Kal Count of Visitor Seizure Finds - Monthly 2018-2019



Langi Kal Kal Count of Prisoner Seizure Finds – Monthly 2018-2019

Langi Kal Kal Count of Prisoner Seizure Finds - Monthly 2018-2019



Tarrengower Prison

Targeted and Random General Drug Test Results: 2018-2019

Tarrengower	Jul-18	Aug-18	Sep-18	Oct-18	Nov-18	Dec-18	Jan-19	Feb-19	Mar-19	Apr-19	May-19	Jun-19	Average	Totals
Effective Sample - Targeted	24	15	3	4	7	26	21	0	0	0			10	100
Targeted Positives	0	0	0	0	0	0	0	0	0	0			0	0
Refusal	0	0	0	0	0	0	0	0	0	0			0	0
Unable	0	0	0	0	0	0	0	0	0	0			0	0
Interfered	0	0	0	0	0	0	0	0	0	0			0	0
Adulterated	0	0	0	0	0	0	0	0	0	0			0	0
Targeted % Tested Positive	0.00%	0.00%	0.00%	0.00%	0.00%	0.00%	0.00%	0.00%	0.00%	0.00%			0.00%	0.00%
Awaiting / Pending Results	0	0	0	0	0	0	0	0	0	0			0	0
Targeted Residual	0	0	0	0	0	0	0	0	0	0			0	0
Random tests collected	15	10	9	13	10	10	8	10	12	15			11	112
Tested Positive	0	0	0	0	0	0	0	0	0	0			0	0
Refusal (guilty)	0	0	0	0	0	0	0	0	0	0			0	0
Unable (not guilty)	0	0	0	0	0	0	0	0	0	0			0	0
Unable (guilty)	0	0	0	0	0	0	0	0	0	0			0	0
Interfered (guilty)	0	0	0	0	0	0	0	0	0	0			0	0
No test (valid reason)	0	1	0	0	0	0	0	0	0	0			0	1
No test (no valid reason)	0	0	0	0	0	0	0	0	0	0			0	0
Adulterated	0	0	0	0	0	0	0	0	0	0			0	0
Awaiting / Pending Results	0	0	0	0	0	0	0	0	0	0			0	0
Random Residual (PIMS URAR030)	0	0	0	0	0	0	0	0	0	0			0	0
Effective Sample - Random General	15	10	9	13	10	10	8	10	12	15			11	112
% Tested positive	0.00%	0.00%	0.00%	0.00%	0.00%	0.00%	0.00%	0.00%	0.00%	0.00%			0.00%	
% Prisoner guilty, positive equivalents	0.00%	0.00%	0.00%	0.00%	0.00%	0.00%	0.00%	0.00%	0.00%	0.00%			0.00%	
% Total prisoner fails	0.00%	0.00%	0.00%	0.00%	0.00%	0.00%	0.00%	0.00%	0.00%	0.00%			0.00%	
% No test without valid reason	0.00%	0.00%	0.00%	0.00%	0.00%	0.00%	0.00%	0.00%	0.00%	0.00%			0.00%	
Random General Benchmark 1.50%	1.50%	1.50%	1.50%	1.50%	1.50%	1.50%	1.50%	1.50%	1.50%	1.50%			YTD	
% Failures for SDO	0.00%	0.00%	0.00%	0.00%	0.00%	0.00%	0.00%	0.00%	0.00%	0.00%			0.00%	

Tarrengower - Drugs Identified Through Testing by Drug Type – Monthly & 2018-2019

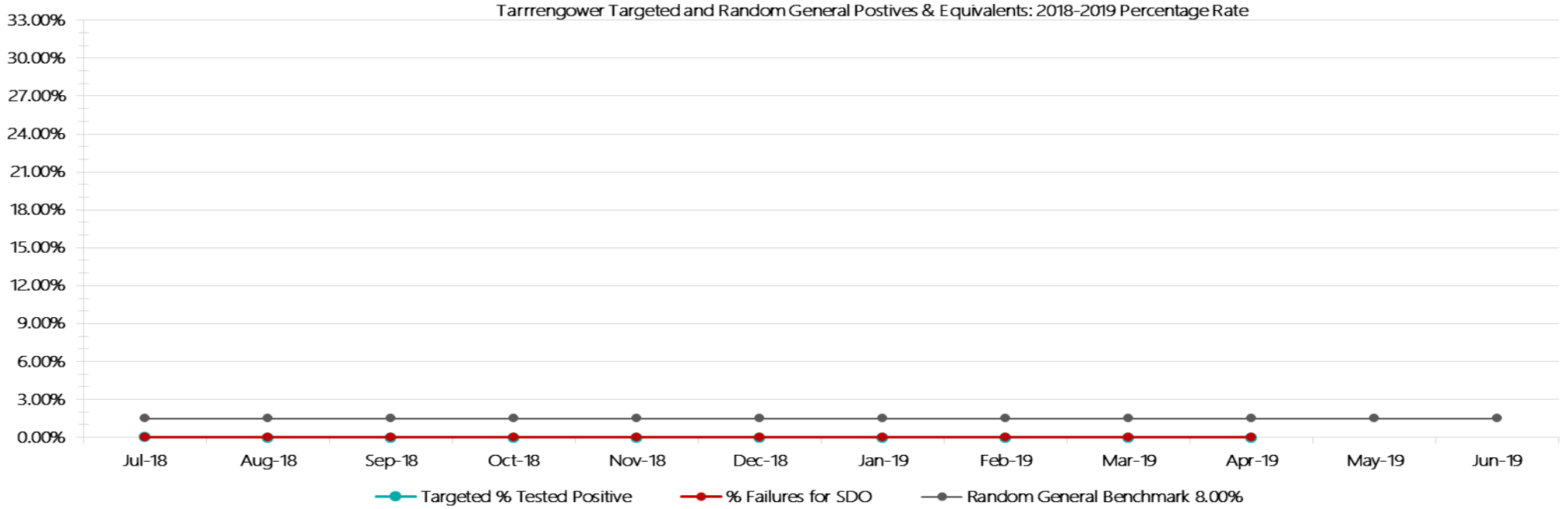
Tarrengower	Amphetamines	Methamphetamines	Cocaine	Opiates	Benzodiazepines	Cannabinoids	Ethanol**	Metadone	ADP*	APS*	Steroids**	Buprenorphine	NOA*	Total
Jul-18	0	0	0	0	0	0	0	0	0	0	0	0	0	0
Aug-18	0	0	0	0	0	0	0	0	0	0	0	0	0	0
Sep-18	0	0	0	0	0	0	0	0	0	0	0	0	0	0
Oct-18	0	0	0	0	0	0	0	0	0	0	0	0	0	0
Nov-18	0	0	0	0	0	0	0	0	0	0	0	0	0	0
Dec-18	0	0	0	0	0	0	0	0	0	0	0	0	0	0
Jan-19	0	0	0	0	0	0	0	0	0	0	0	0	0	0
Feb-19	0	0	0	0	0	0	0	0	0	0	0	0	0	0
Mar-19	0	0	0	0	0	0	0	0	0	0	0	0	0	0
Apr-19	0	0	0	0	0	0	0	0	0	0	0	0	0	0
May-19														
Jun-19														
Tarrengower YTD	0	0	0	0	0	0	0	0	0	0	0	0	0	0
<i>All Prisons YTD</i>	<i>314</i>	<i>58</i>	<i>1</i>	<i>64</i>	<i>58</i>	<i>37</i>	<i>5</i>	<i>41</i>	<i>37</i>	<i>23</i>	<i>0</i>	<i>1510</i>	<i>3</i>	<i>2151</i>
<i>Tarrengower % of Total</i>	<i>0.00%</i>	<i>0.00%</i>	<i>0.00%</i>	<i>0.00%</i>	<i>0.00%</i>	<i>0.00%</i>	<i>0.00%</i>	<i>0.00%</i>	<i>0.00%</i>	<i>0.00%</i>	<i>0.00%</i>	<i>0.00%</i>	<i>0.00%</i>	<i>0.00%</i>

Tarrengower Seizures of Contraband: Visitors & Prisoners – Monthly & 2018-2019

Visitors	GVM		Powder & Crystal		Synthetic (Suspected)		Prescription Medication		Buprenorphine		Alcohol & Home Brew		Syringes		Smoking Paraphernalia		Edged Weapons		Electronic Devices		Tools		Other	
	Finds	Gms	Finds	Gms	Finds	Gms	Finds	Qty	Finds	Qty	Finds	Ltrs	Finds	Qty	Finds	Qty	Finds	Qty	Finds	Qty	Finds	Qty	Finds	Qty
T'gower																								
Jul-18	0	0.00	0	0.00	0	0.00	0	0.00	0	0.00	0	0.000	0	0	0	0	0	0	0	0	0	0	0	0
Aug-18	0	0.00	0	0.00	0	0.00	0	0.00	0	0.00	0	0.000	0	0	0	0	0	0	0	0	0	0	0	0
Sep-18	0	0.00	0	0.00	0	0.00	0	0.00	0	0.00	0	0.000	0	0	0	0	0	0	0	0	0	0	0	0
Oct-18	0	0.00	0	0.00	0	0.00	0	0.00	0	0.00	0	0.000	0	0	0	0	0	0	0	0	0	0	0	0
Nov-18	0	0.00	0	0.00	0	0.00	0	0.00	0	0.00	0	0.000	0	0	0	0	0	0	0	0	0	0	0	0
Dec-18	0	0.00	0	0.00	0	0.00	0	0.00	0	0.00	0	0.000	0	0	0	0	0	0	0	0	0	0	0	0
Jan-19	0	0.00	0	0.00	0	0.00	0	0.00	0	0.00	0	0.000	0	0	0	0	0	0	0	0	0	0	0	0
Feb-19	0	0.00	0	0.00	0	0.00	0	0.00	0	0.00	0	0.000	0	0	0	0	0	0	0	0	0	0	0	0
Mar-19	0	0.00	0	0.00	0	0.00	0	0.00	0	0.00	0	0.000	0	0	0	0	0	0	0	0	0	0	0	0
Apr-19	0	0.00	0	0.00	0	0.00	0	0.00	0	0.00	0	0.000	0	0	0	0	0	0	0	0	0	0	0	0
May-19																								
Jun-19																								
Total	0	0.00	0	0.00	0	0.00	0	0.00	0	0.00	0	0.000	0	0	0	0	0	0	0	0	0	0	0	0

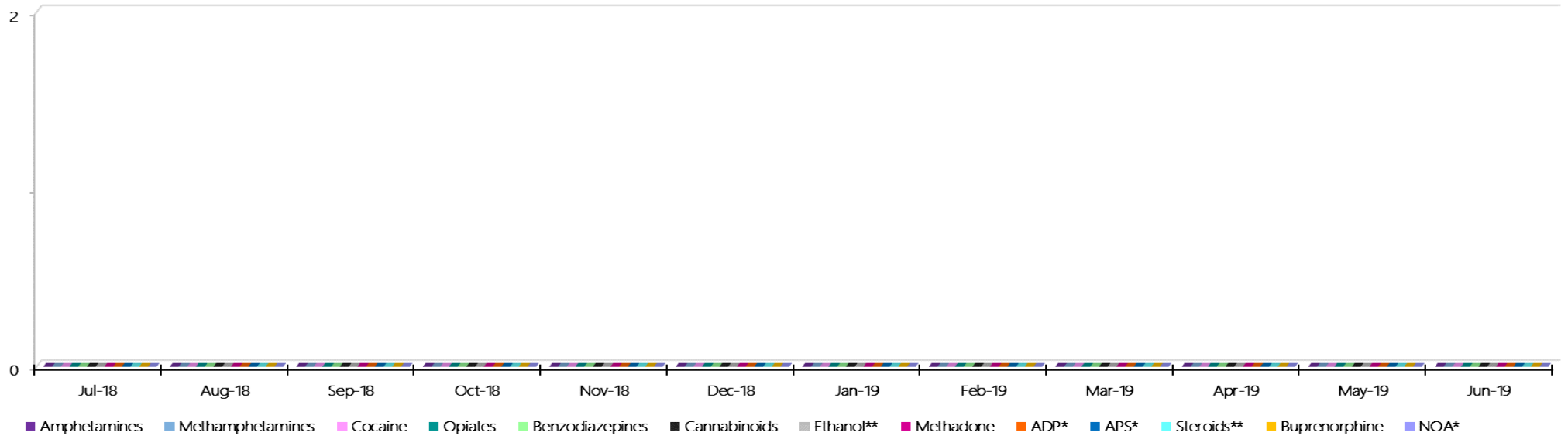
Prisoners	GVM		Powder & Crystal		Synthetic (Suspected)		Prescription Medication		Buprenorphine		Alcohol & Home Brew		Syringes		Smoking Paraphernalia		Edged Weapons		Electronic Devices		Tools		Other	
	Finds	Gms	Finds	Gms	Finds	Gms	Finds	Qty	Finds	Qty	Finds	Ltrs	Finds	Qty	Finds	Qty	Finds	Qty	Finds	Qty	Finds	Qty	Finds	Qty
T'gower																								
Jul-18	0	0.00	0	0.00	0	0.00	0	0.00	0	0.00	0	0.000	0	0	1	4	0	0	0	0	0	0	2	8
Aug-18	0	0.00	0	0.00	2	12.10	0	0.00	0	0.00	0	0.000	0	0	1	1	0	0	0	0	0	0	1	4
Sep-18	0	0.00	0	0.00	0	0.00	0	0.00	0	0.00	0	0.000	1	2	2	6	0	0	0	0	0	0	2	2
Oct-18	0	0.00	0	0.00	0	0.00	0	0.00	0	0.00	0	0.000	0	0	1	1	0	0	0	0	1	1	0	0
Nov-18	0	0.00	2	0.80	0	0.00	1	14.50	0	0.00	0	0.000	0	0	6	15	0	0	0	0	2	3	3	4
Dec-18	0	0.00	0	0.00	0	0.00	0	0.00	0	0.00	0	0.000	0	0	0	0	0	0	0	0	0	0	2	2
Jan-19	0	0.00	0	0.00	0	0.00	0	0.00	0	0.00	0	0.000	0	0	0	0	0	0	0	0	1	1	2	2
Feb-19	0	0.00	0	0.00	0	0.00	0	0.00	0	0.00	0	0.000	0	0	0	0	0	0	0	0	0	0	0	0
Mar-19	0	0.00	0	0.00	0	0.00	0	0.00	0	0.00	0	0.000	0	0	1	1	0	0	1	1	1	1	0	0
Apr-19	0	0.00	0	0.00	0	0.00	0	0.00	0	0.00	0	0.000	0	0	0	0	1	2	0	0	0	0	1	1
May-19																								
Jun-19																								
Total	0	0.00	2	0.80	2	12.10	1	14.50	0	0.00	0	0.000	1	2	12	28	1	2	1	1	5	6	13	23

Tarrengower Targeted and Random General Drug Test Positives & Equivalents - 2018-2019



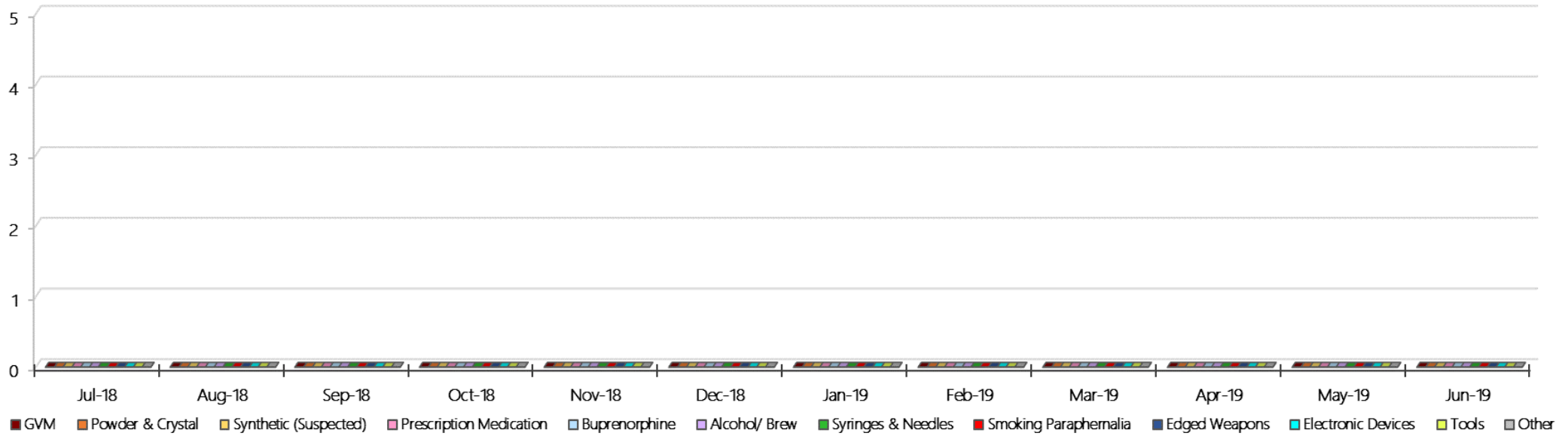
Tarrengower Positive Test Results by Drug Type - 2018-2019

Tarrengower Positive Test Results By Drug Type: 2018-2019



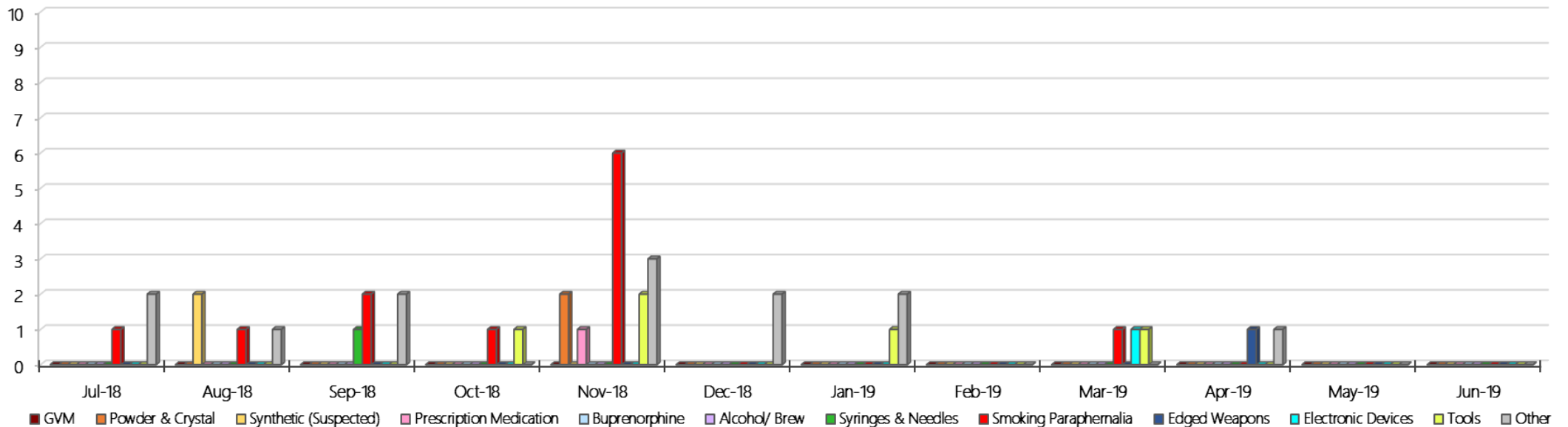
Tarrengower Count of Visitor Seizure Finds – Monthly 2018-2019

Tarrengower Count of Visitor Seizure Finds - Monthly 2018-2019



Tarrengower Count of Prisoner Seizure Finds – Monthly 2018-2019

Tarrengower Count of Prisoner Seizure Finds - Monthly 2018-2019



Judy Lazarus Transition Centre Targeted and Random General Drug Test Results: 2018-2019

JLTC	Jul-18	Aug-18	Sep-18	Oct-18	Nov-18	Dec-18	Jan-19	Feb-19	Mar-19	Apr-19	May-19	Jun-19	Average	Totals
Effective Sample - Targeted	6	1	3	2	2	2	3	0	2	3			2	24
Targeted Positives	0	0	0	0	0	0	0	0	0	0			0	0
Refusal	0	0	0	0	0	0	0	0	0	0			0	0
Unable	0	0	0	0	0	0	0	0	0	0			0	0
Interfered	0	0	0	0	0	0	0	0	0	0			0	0
Adulterated	0	0	0	0	0	0	0	0	0	0			0	0
Targeted % Tested Positive	0.00%	0.00%	0.00%	0.00%	0.00%	0.00%	0.00%	#DIV/0!	0.00%	0.00%			0.00%	0.00%
Awaiting / Pending Results	0	0	0	0	0	0	0	0	0	0			0	0
Targeted Residual	0	0	0	0	0	0	0	0	0	0			0	0
Random tests collected	5	3	4	5	4	5	4	4	4	5			4	43
Tested Positive	0	0	0	0	0	0	0	0	0	0			0	0
Refusal (guilty)	0	0	0	0	0	0	0	0	0	0			0	0
Unable (not guilty)	0	0	0	0	0	0	0	0	0	0			0	0
Unable (guilty)	0	0	0	0	0	0	0	0	0	0			0	0
Interfered (guilty)	0	0	0	0	0	0	0	0	0	0			0	0
No test (valid reason)	0	1	0	0	0	0	0	0	0	0			0	1
No test (no valid reason)	0	0	0	0	0	0	0	0	0	0			0	0
Adulterated	0	0	0	0	0	0	0	0	0	0			0	0
Awaiting / Pending Results	0	0	0	0	0	0	0	0	0	0			0	0
Random Residual (PIMS URAR030)	0	0	0	0	0	0	0	0	0	0				0
Effective Sample - Random General	5	3	4	5	4	5	4	4	4	5			4	43
% Tested positive	0.00%	0.00%	0.00%	0.00%	0.00%	0.00%	0.00%	0.00%	0.00%	0.00%			0.00%	
% Prisoner guilty, positive equivalents	0.00%	0.00%	0.00%	0.00%	0.00%	0.00%	0.00%	0.00%	0.00%	0.00%			0.00%	
% Total prisoner fails	0.00%	0.00%	0.00%	0.00%	0.00%	0.00%	0.00%	0.00%	0.00%	0.00%			0.00%	
% No test without valid reason	0.00%	0.00%	0.00%	0.00%	0.00%	0.00%	0.00%	0.00%	0.00%	0.00%			0.00%	
Random General Benchmark 5.00%	3.50%	3.50%	3.50%	3.50%	3.50%	3.50%	3.50%	3.50%	3.50%	3.50%			YTD	
% Failures for SDO	0.00%	0.00%	0.00%	0.00%	0.00%	0.00%	0.00%	0.00%	0.00%	0.00%			0.00%	

JLTC - Drugs Identified Through Testing by Drug Type – Monthly & 2018-2019

JLTC	Amphetamines	Methamphetamines	Cocaine	Opiates	Benzodiazepines	Cannabinoids	Ethanol**	Methadone	ADP*	APS*	Steroids**	Buprenorphine	NOA*	Total
Jul-18	0	0	0	0	0	0	0	0	0	0	0	0	0	0
Aug-18	0	0	0	0	0	0	0	0	0	0	0	0	0	0
Sep-18	0	0	0	0	0	0	0	0	0	0	0	0	0	0
Oct-18	0	0	0	0	0	0	0	0	0	0	0	0	0	0
Nov-18	0	0	0	0	0	0	0	0	0	0	0	0	0	0
Dec-18	0	0	0	0	0	0	0	0	0	0	0	0	0	0
Jan-19	0	0	0	0	0	0	0	0	0	0	0	0	0	0
Feb-19	0	0	0	0	0	0	0	0	0	0	0	0	0	0
Mar-19	0	0	0	0	0	0	0	0	0	0	0	0	0	0
Apr-19	0	0	0	0	0	0	0	0	0	0	0	0	0	0
May-19														
Jun-19														
JLTC YTD	0	0	0	0	0	0	0	0	0	0	0	0	0	0
<i>All Prisons YTD</i>	<i>314</i>	<i>58</i>	<i>1</i>	<i>64</i>	<i>58</i>	<i>37</i>	<i>5</i>	<i>41</i>	<i>37</i>	<i>23</i>	<i>0</i>	<i>1510</i>	<i>3</i>	<i>2151</i>
<i>JLTC % of Total</i>	<i>0.00%</i>	<i>0.00%</i>	<i>0.00%</i>	<i>0.00%</i>	<i>0.00%</i>	<i>0.00%</i>	<i>0.00%</i>	<i>0.00%</i>	<i>0.00%</i>	<i>0.00%</i>	<i>0.00%</i>	<i>0.00%</i>	<i>0.00%</i>	<i>0.00%</i>

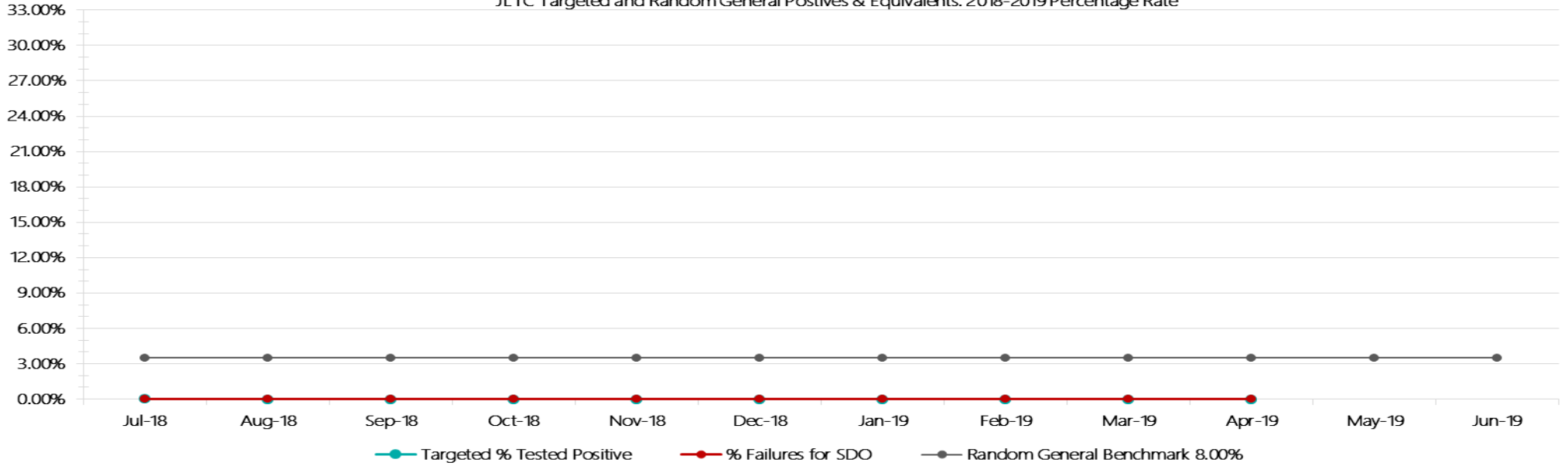
ILTC Seizures of Contraband: Visitors & Prisoners – Monthly & 2018-2019

Visitors	GVM		Powder & Crystal		Synthetic (Suspected)		Prescription Medication		Buprenorphine		Alcohol & Home Brew		Syringes		Smoking Paraphernalia		Edged Weapons		Electronic Devices		Tools		Other	
	Finds	Gms	Finds	Gms	Finds	Gms	Finds	Qty	Finds	Qty	Finds	Ltrs	Finds	Qty	Finds	Qty	Finds	Qty	Finds	Qty	Finds	Qty	Finds	Qty
Jul-18	0	0.00	0	0.00	0	0.00	0	0.00	0	0.00	0	0.000	0	0	0	0	0	0	0	0	0	0	0	0
Aug-18	0	0.00	0	0.00	0	0.00	0	0.00	0	0.00	0	0.000	0	0	0	0	0	0	0	0	0	0	0	0
Sep-18	0	0.00	0	0.00	0	0.00	0	0.00	0	0.00	0	0.000	0	0	0	0	0	0	0	0	0	0	0	0
Oct-18	0	0.00	0	0.00	0	0.00	0	0.00	0	0.00	0	0.000	0	0	0	0	0	0	0	0	0	0	0	0
Nov-18	0	0.00	0	0.00	0	0.00	0	0.00	0	0.00	0	0.000	0	0	0	0	0	0	0	0	0	0	0	0
Dec-18	0	0.00	0	0.00	0	0.00	0	0.00	0	0.00	0	0.000	0	0	0	0	0	0	0	0	0	0	0	0
Jan-19	0	0.00	0	0.00	0	0.00	0	0.00	0	0.00	0	0.000	0	0	0	0	0	0	0	0	0	0	0	0
Feb-19	0	0.00	0	0.00	0	0.00	0	0.00	0	0.00	0	0.000	0	0	0	0	0	0	0	0	0	0	0	0
Mar-19	0	0.00	0	0.00	0	0.00	0	0.00	0	0.00	0	0.000	0	0	0	0	0	0	0	0	0	0	0	0
Apr-19	0	0.00	0	0.00	0	0.00	0	0.00	0	0.00	0	0.000	0	0	0	0	0	0	0	0	0	0	0	0
May-19																								
Jun-19																								
Total	0	0.00	0	0.00	0	0.00	0	0.00	0	0.00	0	0.000	0	0	0	0	0	0	0	0	0	0	0	0

Prisoners	GVM		Powder & Crystal		Synthetic (Suspected)		Prescription Medication		Buprenorphine		Alcohol & Home Brew		Syringes		Smoking Paraphernalia		Edged Weapons		Electronic Devices		Tools		Other		
	Finds	Gms	Finds	Gms	Finds	Gms	Finds	Qty	Finds	Qty	Finds	Ltrs	Finds	Qty	Finds	Qty	Finds	Qty	Finds	Qty	Finds	Qty	Finds	Qty	
Jul-18	0	0.00	0	0.00	0	0.00	1	1.00	0	0.00	0	0.000	0	0	0	0	0	0	0	0	0	0	0	0	
Aug-18	0	0.00	0	0.00	0	0.00	0	0.00	0	0.00	0	0.000	0	0	0	0	0	0	0	0	0	1	1	0	0
Sep-18	0	0.00	0	0.00	0	0.00	0	0.00	0	0.00	0	0.000	0	0	1	3	0	0	1	1	1	1	2	54	
Oct-18	0	0.00	0	0.00	0	0.00	0	0.00	0	0.00	0	0.000	0	0	0	0	0	0	1	1	0	0	1	1	
Nov-18	0	0.00	0	0.00	0	0.00	0	0.00	0	0.00	0	0.000	0	0	1	3	0	0	1	2	0	0	0	0	
Dec-18	0	0.00	0	0.00	0	0.00	0	0.00	0	0.00	0	0.000	0	0	0	0	0	0	0	0	0	0	0	0	
Jan-19	0	0.00	0	0.00	0	0.00	0	0.00	0	0.00	0	0.000	0	0	0	0	0	0	1	1	1	1	1	1	
Feb-19	0	0.00	0	0.00	0	0.00	0	0.00	0	0.00	0	0.000	0	0	0	0	0	0	0	0	0	0	0	0	
Mar-19	0	0.00	0	0.00	0	0.00	0	0.00	0	0.00	0	0.000	0	0	0	0	0	0	0	0	0	0	0	0	
Apr-19	0	0.00	0	0.00	0	0.00	0	0.00	0	0.00	0	0.000	0	0	0	0	0	0	2	4	0	0	0	0	
May-19																									
Jun-19																									
Total	0	0.00	0	0.00	0	0.00	1	1.00	0	0.00	0	0.000	0	0	2	6	0	0	6	9	3	3	4	56	

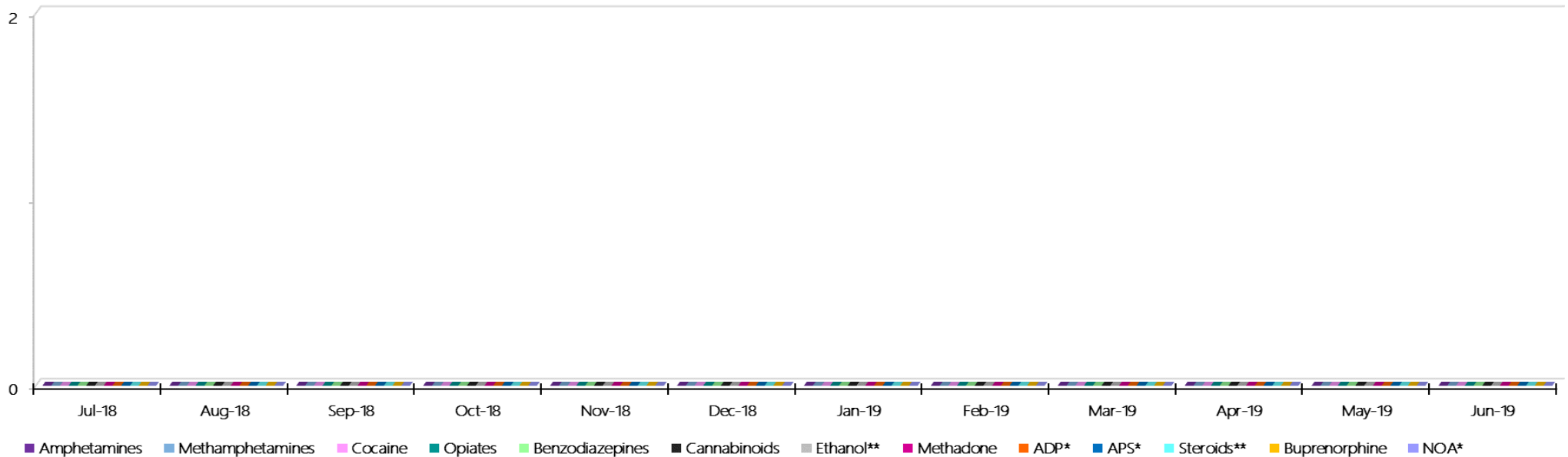
JLTC Targeted and Random General Drug Test Positives & Equivalents - 2018-2019

JLTC Targeted and Random General Postives & Equivalents: 2018-2019 Percentage Rate



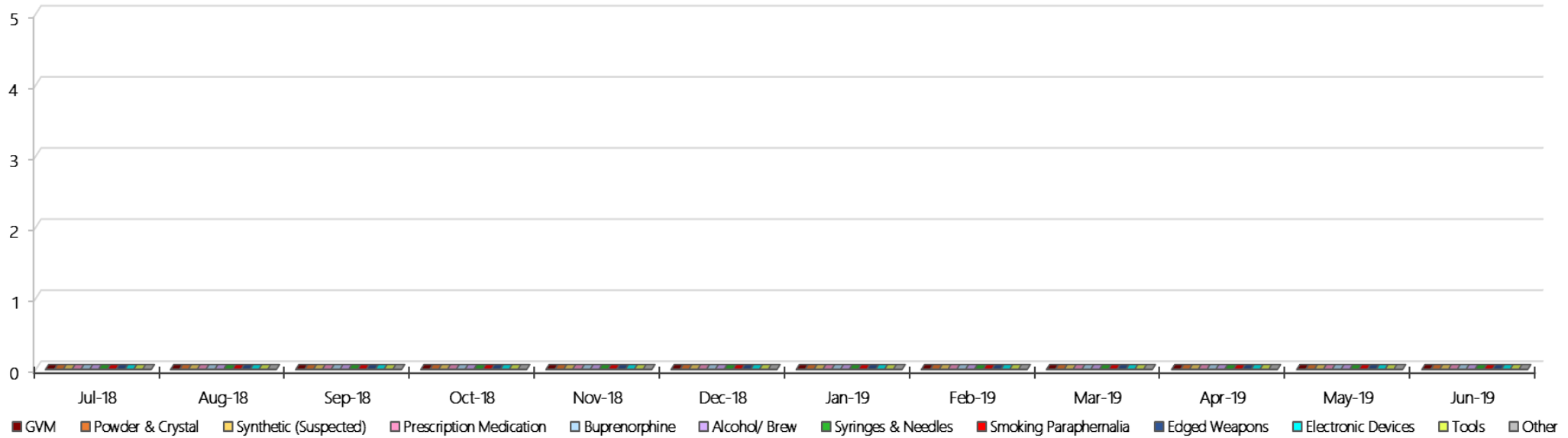
JLTC Positive Test Results by Drug Type - 2018-2019

JLTC Positive Test Results By Drug Type: 2018-2019



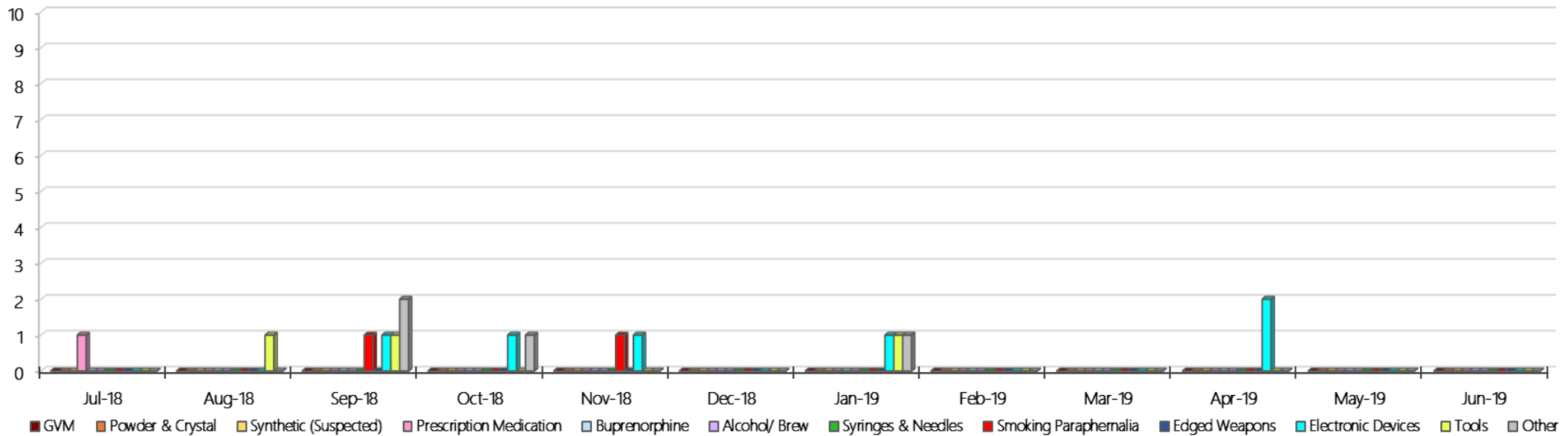
JLTC Count of Visitor Seizure Finds – Monthly 2018-2019

JLTC Count of Visitor Seizure Finds - Monthly 2018-2019



JLTC Count of Prisoner Seizure Finds – Monthly 2018-2019

JLTC Count of Prisoner Seizure Finds - Monthly 2018-2019



- PAGE LEFT BLANK INTENTIONALLY -