

# Corrections Victoria

## 2018-2019 Drugs in Victorian Prisons Report

May 2019

Report on Prohibited Drug Use and  
Contraband Seized in Victorian Prisons

The System Performance Branch produces the Drugs in Victorian Prisons Report (DIVPR) each month to provide data pertaining to drug use – both illicit use and prescription misuse - and contraband seizures in Victorian prisons. The report is provided on a monthly basis, and is made available to selected stakeholders, such as the Assistant Commissioner Security and Intelligence Division, Deputy Commissioner Operations, General Manager Security and Emergency Services Group, General Manager Corrections Victoria Intelligence Unit, and Prison General Managers and Regional Directors. The report is designed to provide information for consideration of action, including the deployment of resources to detect and reduce drugs in Victorian prisons.

The DIVPR specifically compiles and presents data in the following areas:

- drug test results for Random General and Targeted testing,
- types of drugs identified through drug testing,
- seizures of contraband from visitors and prisoners

The first section of the DIVPR provides a statewide overview of the above data, with the second section providing location specific data. In a bid to include details of all drug test results from the preceding month, compilation does not commence until after the 15<sup>th</sup> day of the following month. Information is provided by Prison Intelligence Units (seizures), the Drug Strategy Support Team (drug metabolite breakdowns), as well as the Monitoring, Standards and Reporting Unit (Random General – SDO8 data).

There has been an amendment to the seizure category of “Syringes”, which has been renamed to “Syringes & Needles”, to capture needles modified for drug use.

As part of the commitment to reducing the volume of strip searches in the women's prisons, Corrections Victoria has implemented a 12-month trial of saliva testing, which commenced in March 2019. The trial has replaced the majority of urine testing with an initial saliva test at Dame Phyllis Frost Centre and Tarrengower Prison. Due to the need for confirmatory testing, any prisoner returning a positive result on a saliva swab will be directed to complete a urine test.

As of February 2019 Corrections Victoria amended its data reporting process relating to the types of drugs detected within the prison system to more efficiently report on Methamphetamines. Whilst the number of Methamphetamine positives is accurate, the number of Amphetamine positives may be over represented. This is due to Methamphetamine positives coming from the drug 'ICE' and Amphetamines also being present in the majority of these positives due to the way the drug is manufactured and how it metabolises within the body.



## Table of Contents

STATEWIDE OVERVIEW .....	5
Drug Test Results: 2018-2019 .....	5
Graph of Targeted and Random General Drug Test Positives & Equivalents 2018-2019 .....	7
Targeted and Random General Drug Test Positives & Equivalents: 2018-2019 .....	7
Location Muster against Drug Tests Collected and % Positive.....	9
DRUGS IDENTIFIED THROUGH DRUG TESTING .....	10
Positive Drug Test Results by Drug Type per Prison Location – May 2019 .....	10
Graph of Positive Drug Test Results: Drug Type by Prison – May 2019.....	11
Current Financial Year and Previous Financial Years .....	12
Breakdown of Amphetamine & Opiate Drug Groups by Metabolite – 2018-2019 .....	13
Positive by Location – YTD 2018-2019.....	14
Percentage Positive by Location – YTD 2018-2019 .....	15
Positive by Location – 2017-2018.....	16
SEIZURES OF CONTRABAND BY ITEM TYPE .....	17
Visitors – May 2019.....	17
Graphs of Seizures of Contraband: Visitors – May 2019 & YTD 2018-2019 .....	19
Graphs of Seizures of Contraband: Prisoners – May 2019 & YTD 2018-2019.....	22
LOCATION SPECIFIC RESULTS .....	23
Barwon Prison.....	24
Melbourne Assessment Prison.....	29
Metropolitan Remand Centre .....	34
Port Phillip Prison .....	39

Dame Phyllis Frost Centre .....	44
Fulham Correctional Centre .....	49
Hopkins Correctional Centre.....	54
Karreenga (annex of Marngoneet) .....	59
Marngoneet Correctional Centre.....	64
Loddon Prison .....	69
Middleton (annex of Loddon) .....	74
Ravenhall Correctional Centre .....	79
Beechworth Correctional Centre.....	84
Dhurringile Prison.....	89
Langi Kal Kal Prison .....	94
Tarrengower Prison.....	99
Judy Lazarus Transition Centre .....	104

## STATEWIDE OVERVIEW

### Drug Test Results: 2018-2019

#### Random General Positive Rate

As at 17 June 2019, the number of Random General drug test samples collected in May was 859, of which 4.31% were positive. This is in comparison to the previous month, whereby 1,088 Random General tests were collected, of which 5.61% were positive.

- The following locations exceeded their Random General benchmark for the month of May 2019:
  - Metropolitan Remand Centre,
  - Marngoneet Correctional Centre,
  - Loddon Prison, and
  - Beechworth Correctional Centre.
- The 2018-2019 Random General positive rate across all locations is 4.64%, with the following locations exceeding their benchmark for the year to date:
  - Barwon Prison,
  - Metropolitan Remand Centre,
  - Karreenga,
  - Marngoneet Correctional Centre, and
  - Loddon Prison.

#### Targeted Positive Rate

The number of Targeted drug tests collected in May was 1,716 of which 9.38% were positive.

This is in comparison to the previous month, whereby 1,661 Targeted drug tests were collected, of which 10.17% were positive.

- The following locations had the highest Targeted positive rates for the month of May 2019:
  - Dame Phyllis Frost Centre, and
  - Hopkins Correctional Centre.
- The 2018-2019 Targeted positive rate for all locations is 10.34%, with the following locations having the highest Targeted positive rates for the year to date:
  - Barwon Prison, and
  - Marngoneet Correctional Centre.

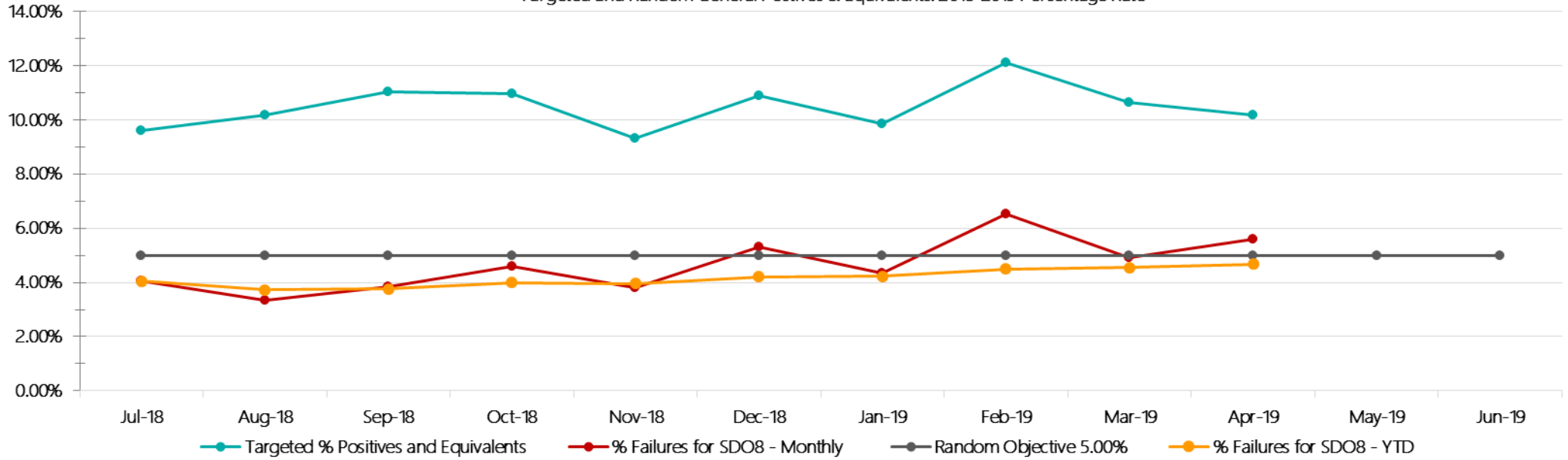
Targeted testing is used by intelligence officers to identify and intervene in use, and a high positive rate may therefore indicate well directed intelligence.

*Note: The Commissioner defines a Random General positive as positives, refusals, and unables found guilty at a GMDH, as well as interfered and adulterated results. Random General data is provided by the Monitoring, Standards and Reporting Unit, with adjustments reflected in the following reporting month. May data provided 17 June 2019. Targeted and Positive Results by Drug Type are retrieved from PIMS by the System Performance Branch. May data retrieved 17 June 2019.*

TARGETED	Jul-18	Aug-18	Sep-18	Oct-18	Nov-18	Dec-18	Jan-19	Feb-19	Mar-19	Apr-19	May-19	Jun-19	YTD Av.
Barwon	21.91%	18.03%	26.09%	31.03%	16.67%	13.39%	6.25%	11.43%	11.11%	17.21%	16.39%		17.64%
MAP	11.63%	6.35%	18.18%	11.63%	12.73%	7.06%	10.11%	11.11%	7.69%	11.63%	8.70%		10.37%
MRC	6.77%	16.02%	16.53%	15.28%	15.00%	15.22%	17.19%	21.64%	17.35%	17.91%	19.01%		16.16%
PPP	10.95%	13.48%	10.65%	13.98%	14.34%	15.44%	9.28%	14.02%	15.38%	15.84%	10.47%		13.03%
DPFC	14.97%	12.50%	16.49%	24.09%	14.41%	19.05%	16.67%	7.75%	9.92%	16.26%	20.45%		15.50%
Fulham	6.82%	6.35%	7.46%	7.25%	3.33%	5.86%	8.94%	11.98%	10.67%	11.11%	8.67%		7.87%
Hopkins	7.14%	4.08%	3.57%	3.57%	4.55%	13.33%	20.00%	0.00%	6.67%	3.03%	20.00%		6.56%
Karreenga	0.00%	0.00%	3.70%	16.67%	5.97%	20.00%	11.63%	14.81%	18.75%	16.67%	9.09%		10.88%
Margoneet	13.33%	11.54%	21.21%	17.58%	17.31%	21.05%	23.53%	23.40%	14.29%	20.00%	10.71%		17.32%
Loddon	6.78%	11.67%	12.90%	7.06%	8.06%	7.59%	9.84%	17.65%	9.23%	12.50%	17.54%		10.62%
Middleton	3.33%	0.00%	15.38%	1.85%	0.00%	6.82%	0.00%	0.00%	7.32%	5.08%	2.44%		4.21%
Ravenhall	8.78%	9.13%	7.14%	2.25%	4.74%	7.44%	8.55%	10.23%	11.78%	5.36%	6.87%		7.54%
Beechworth	0.00%	0.00%	2.27%	1.52%	5.41%	0.00%	0.00%	2.94%	0.00%	1.82%	0.00%		1.16%
Dhurringile	0.93%	3.08%	0.00%	2.78%	7.87%	1.22%	2.56%	6.45%	2.00%	0.00%	1.79%		2.66%
Langi Kal Kal	0.00%	4.35%	0.00%	0.00%	0.00%	2.44%	0.00%	0.00%	0.00%	0.00%	0.00%		0.57%
Tarngower	0.00%	0.00%	0.00%	0.00%	0.00%	0.00%	0.00%	0.00%	0.00%	0.00%	0.00%		0.00%
JLTC	0.00%	0.00%	0.00%	0.00%	0.00%	0.00%	0.00%	0.00%	0.00%	0.00%	0.00%		0.00%
Targeted % Positive	9.60%	10.19%	11.05%	10.97%	9.33%	10.91%	9.85%	12.10%	10.64%	10.17%	9.38%		10.34%
RANDOM - Benchmark	Jul-18	Aug-18	Sep-18	Oct-18	Nov-18	Dec-18	Jan-19	Feb-19	Mar-19	Apr-19	May-19	Jun-19	YTD
Barwon - 8.00%	7.69%	9.62%	12.00%	3.13%	6.00%	6.35%	5.88%	7.69%	9.62%	16.13%	7.84%		8.33%
MAP - 8.00%	5.56%	3.70%	10.34%	11.11%	0.00%	3.03%	3.85%	9.52%	0.00%	3.13%	0.00%		4.84%
MRC - 7.00%	9.16%	5.50%	4.95%	6.30%	3.77%	8.33%	8.65%	15.09%	4.35%	9.38%	14.29%		8.29%
PPP	1.59%	5.36%	0.00%	4.92%	4.08%	10.53%	8.33%	4.00%	11.32%	7.58%	5.88%		5.81%
DPFC - 7.25%	3.85%	0.00%	1.67%	8.00%	5.17%	5.33%	3.23%	3.28%	1.61%	1.23%	0.00%		3.11%
Fulham	4.29%	1.89%	5.36%	1.30%	6.56%	1.37%	5.00%	5.17%	0.00%	5.41%	0.00%		3.29%
Hopkins - 3.50%	0.97%	1.16%	2.17%	0.00%	1.10%	2.65%	2.20%	3.30%	7.95%	1.87%	1.18%		2.17%
Karreenga - 3.50%	2.22%	5.56%	0.00%	9.09%	5.56%	9.30%	2.78%	5.56%	11.11%	2.27%	3.13%		5.21%
Margoneet - 6.50%	9.88%	6.15%	4.62%	13.70%	6.56%	11.39%	9.84%	12.90%	15.00%	11.54%	6.78%		9.95%
Loddon - 5.00%	3.23%	7.84%	10.20%	6.15%	3.77%	7.69%	4.08%	3.85%	4.08%	6.56%	6.38%		5.80%
Middleton - 4.00%	0.00%	0.00%	0.00%	0.00%	3.13%	0.00%	0.00%	3.13%	3.33%	5.56%	0.00%		1.39%
Ravenhall	2.84%	0.88%	3.51%	3.52%	5.19%	5.56%	3.33%	8.11%	2.14%	4.97%	3.55%		4.10%
Beechworth - 1.80%	0.00%	0.00%	0.00%	0.00%	0.00%	0.00%	0.00%	0.00%	0.00%	0.00%	5.00%		0.38%
Dhurringile - 3.50%	0.00%	0.00%	0.00%	2.50%	0.00%	0.00%	0.00%	0.00%	0.00%	2.86%	0.00%		0.54%
Langi Kal Kal - 1.50%	0.00%	0.00%	0.00%	0.00%	0.00%	0.00%	0.00%	0.00%	0.00%	0.00%	0.00%		0.00%
Tarngower - 1.50%	0.00%	0.00%	0.00%	0.00%	0.00%	0.00%	0.00%	0.00%	0.00%	0.00%	0.00%		0.00%
JLTC - 3.50%	0.00%	0.00%	0.00%	0.00%	0.00%	0.00%	0.00%	0.00%	0.00%	0.00%	0.00%		0.00%
Random % Positive	4.05%	3.33%	3.85%	4.58%	3.82%	5.31%	4.36%	6.52%	4.92%	5.61%	4.31%		
Random YTD % Positive	4.05%	3.73%	3.77%	3.99%	3.96%	4.22%	4.23%	4.50%	4.55%	4.67%	4.64%		4.64%
Random Objective 5.00%	5.00%	5.00%	5.00%	5.00%	5.00%	5.00%	5.00%	5.00%	5.00%	5.00%	5.00%	5.00%	

Graph of Targeted and Random General Drug Test Positives & Equivalents 2018-2019

Targeted and Random General Postives & Equivalents: 2018-2019 Percentage Rate



### Targeted and Random General Drug Test Positives & Equivalents: 2018-2019

Corrections Victoria	Jul-18	Aug-18	Sep-18	Oct-18	Nov-18	Dec-18	Jan-19	Feb-19	Mar-19	Apr-19	May-19	Jun-19	YTD Average	YTD Totals
Targeted - Tests Collected	1,646	1,718	1,357	1,586	1,619	1,696	1,736	1,463	1,569	1,656	1,696		1,613	17,742
Tested Positive	112	128	108	129	115	132	136	152	139	117	124		127	1,392
Refusal	20	26	25	24	19	20	22	9	11	22	14		19	212
Unable - Guilty	22	17	16	19	15	28	12	12	14	24	20		18	199
Interfered	0	0	0	1	0	1	0	0	0	3	2		1	7
Adulterated	4	4	1	1	2	4	1	4	3	3	1		3	28
Awaiting / Pending Results	0	0	0	0	0	0	0	0	1	5	20		2	26
Targeted - Effective Sample	1,646	1,718	1,357	1,586	1,619	1,696	1,736	1,463	1,570	1,661	1,716		1,615	17,768
Targeted % Positives and Equivalents	9.60%	10.19%	11.05%	10.97%	9.33%	10.91%	9.85%	12.10%	10.64%	10.17%	9.38%		10.34%	10.34%
Random General - Tests Collected	1,022	832	814	1,025	854	1,056	863	862	817	1,065	846		914	10,056
Tested Positive	27	20	15	25	22	40	29	45	25	37	24		28	309
Refusal	7	3	8	9	2	2	1	5	2	12	4		5	55
Unable - Guilty	8	5	9	14	7	15	8	6	8	11	8		9	99
Interfered	0	0	0	0	0	0	0	0	0	0	0		0	0
No test - No Valid Reason	0	0	0	0	1	0	0	1	6	0	1		1	9
Adulterated	0	0	0	0	1	0	0	0	0	1	0		0	2
Awaiting / Pending Results	0	0	0	0	0	0	0	0	0	0	7		1	7
Random General - Effective Sample	1,037	840	831	1,048	864	1,073	872	874	833	1,088	859		929	10,219
SDO8 Positives & Equivalents	42	28	32	48	33	57	38	57	41	61	37	0	40	474
% Failures for SDO8 - Monthly	4.05%	3.33%	3.85%	4.58%	3.82%	5.31%	4.36%	6.52%	4.92%	5.61%	4.31%		4.25%	
% Failures for SDO8 - YTD	4.05%	3.73%	3.77%	3.99%	3.96%	4.22%	4.23%	4.50%	4.55%	4.67%	4.64%			4.64%
Random Objective 5.00%	5.00%	5.00%	5.00%	5.00%	5.00%	5.00%	5.00%	5.00%	5.00%	5.00%	5.00%	5.00%		



### Location Muster against Drug Tests Collected and % Positive

This data compares the number of Targeted and Random General tests collected and the percentage of the prison population tested for the month in comparison to the previous month.

It further provides the percentage of positives for both the Targeted and Random General urinalysis testing regimes.

May 2019 - Location Muster Against Tests Collected Targeted & Random General										April 2019 - Location Muster Against Tests Collected Targeted & Random General				
		Targeted				Random General					Targeted		Random General	
Location	Average Monthly Muster	Targeted Tests Collected	% of Population	% Positive	Average No. of Tests YTD	Random General Tests Collected	% of Population	% Positive	Average No. of Tests YTD	Average Monthly Muster	Targeted Tests Collected	% Positive	Random General Tests Collected	% Positive
Barwon	414	61	14.73%	16.39%	95	48	11.59%	7.84%	54	417	122	17.21%	58	16.13%
MAP	222	92	41.44%	8.70%	75	23	10.36%	0.00%	27	227	86	11.63%	31	3.13%
MRC	911	121	13.28%	19.01%	131	103	11.31%	14.29%	108	884	67	17.91%	125	9.38%
PPP	1,060	277	26.13%	10.47%	280	51	4.81%	5.88%	54	1,037	303	15.84%	64	7.58%
DPFC	534	88	16.48%	20.45%	124	66	12.36%	0.00%	66	542	123	16.26%	80	1.23%
Fulham	853	196	22.98%	8.67%	225	61	7.15%	0.00%	63	840	189	11.11%	73	5.41%
Hopkins	698	10	1.43%	20.00%	24	84	12.03%	1.18%	95	711	33	3.03%	106	1.87%
Karreenga	284	33	11.62%	9.09%	30	32	11.27%	3.13%	37	284	6	16.67%	43	2.27%
Marngoneet	509	56	11.00%	10.71%	62	56	11.00%	6.78%	65	514	15	20.00%	75	11.54%
Loddon	379	57	15.04%	17.54%	63	47	12.40%	6.38%	54	397	56	12.50%	61	6.56%
Middleton	237	41	17.30%	2.44%	43	32	13.50%	0.00%	32	229	59	5.08%	34	5.56%
Ravenhall	1,232	466	37.82%	6.87%	272	137	11.12%	3.55%	141	1,239	392	5.36%	177	4.97%
Beechworth	162	69	42.59%	0.00%	47	20	12.35%	5.00%	24	162	55	1.82%	25	0.00%
Dhurringile	200	112	56.00%	1.79%	99	26	13.00%	0.00%	34	214	112	0.00%	35	2.86%
Langi Kal Kal	379	21	5.54%	0.00%	32	47	12.40%	0.00%	43	395	40	0.00%	58	0.00%
Tarrengower	67	14	20.90%	0.00%	10	9	13.43%	0.00%	11	70	0	0.00%	15	0.00%
JLTC	22	2	9.09%	0.00%	2	4	18.18%	0.00%	4	21	3	0.00%	5	0.00%
	8,163	1,716				846				8,183	1,737		1,065	

## Drugs Identified Through Drug Testing

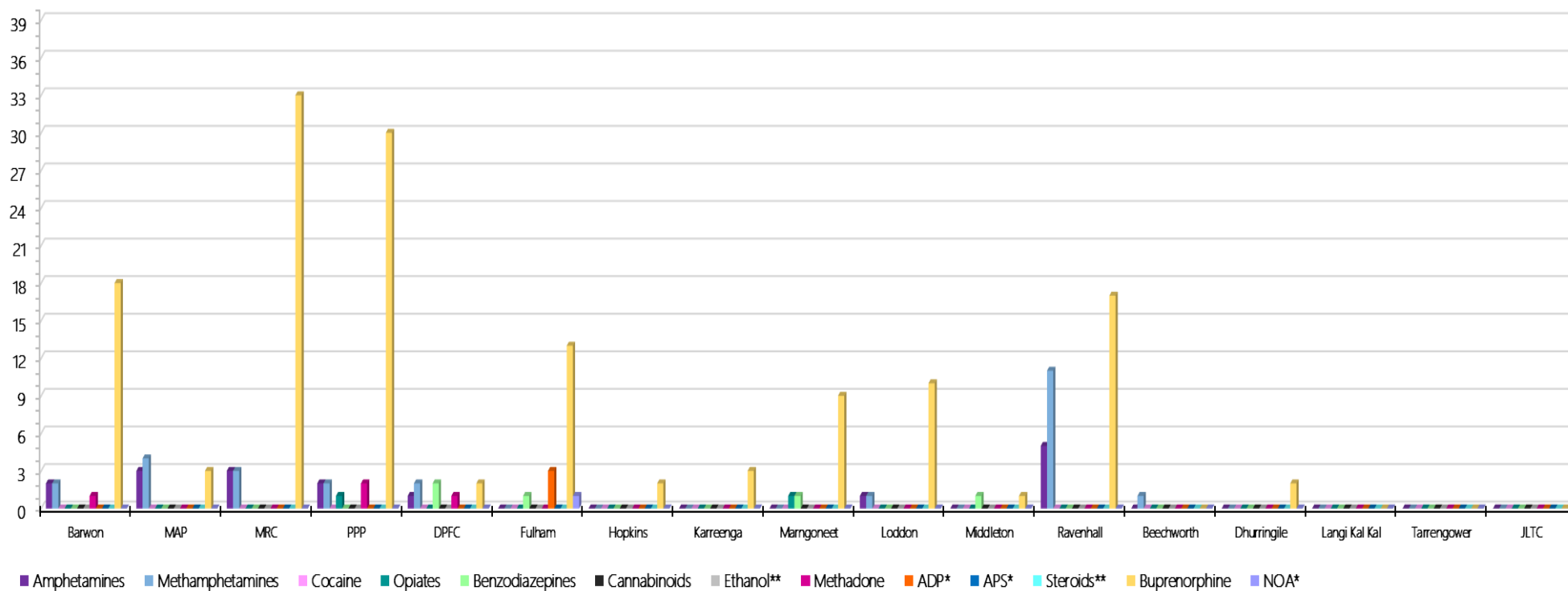
### Positive Drug Test Results by Drug Type per Prison Location – May 2019

May-19	Amphetamines	Methamphetamine	Cocaine	Opiates	Benzodiazepines	Cannabinoids	Ethanol**	Methadone	ADP*	APS*	Steroids**	Buprenorphine	NOA*	Total
Barwon	2	2	0	0	0	0	0	1	0	0	0	18	0	23
MAP	3	4	0	0	0	0	0	0	0	0	0	3	0	10
MRC	3	3	0	0	0	0	0	0	0	0	0	33	0	39
PPP	2	2	0	1	0	0	0	2	0	0	0	30	0	37
DPFC	1	2	0	0	2	0	0	1	0	0	0	2	0	8
Fulham	0	0	0	0	1	0	0	0	3	0	0	13	1	18
Hopkins	0	0	0	0	0	0	0	0	0	0	0	2	0	2
Karreenga	0	0	0	0	0	0	0	0	0	0	0	3	0	3
Marrngoneet	0	0	0	1	1	0	0	0	0	0	0	9	0	11
Loddon	1	1	0	0	0	0	0	0	0	0	0	10	0	12
Middleton	0	0	0	0	1	0	0	0	0	0	0	1	0	2
Ravenhall	5	11	0	0	0	0	0	0	0	0	0	17	0	33
Beechworth	0	1	0	0	0	0	0	0	0	0	0	0	0	1
Dhurringile	0	0	0	0	0	0	0	0	0	0	0	2	0	2
Langi Kal Kal	0	0	0	0	0	0	0	0	0	0	0	0	0	0
Tarngower	0	0	0	0	0	0	0	0	0	0	0	0	0	0
JLTC	0	0	0	0	0	0	0	0	0	0	0	0	0	0
<b>Total</b>	<b>17</b>	<b>26</b>	<b>0</b>	<b>2</b>	<b>5</b>	<b>0</b>	<b>0</b>	<b>4</b>	<b>3</b>	<b>0</b>	<b>0</b>	<b>143</b>	<b>1</b>	<b>201</b>
<b>%</b>	<b>8.46</b>	<b>12.94</b>	<b>0.00</b>	<b>1.00</b>	<b>2.49</b>	<b>0.00</b>	<b>0.00</b>	<b>1.99</b>	<b>1.49</b>	<b>0.00</b>	<b>0.00</b>	<b>71.14</b>	<b>0.50</b>	<b>100.00</b>
<i>PM Total</i>	<i>22</i>	<i>27</i>	<i>0</i>	<i>6</i>	<i>6</i>	<i>6</i>	<i>0</i>	<i>1</i>	<i>4</i>	<i>0</i>	<i>0</i>	<i>170</i>	<i>0</i>	<i>242</i>
<i>PM %</i>	<i>9.09</i>	<i>11.16</i>	<i>0.00</i>	<i>2.48</i>	<i>2.48</i>	<i>2.48</i>	<i>0.00</i>	<i>0.41</i>	<i>1.65</i>	<i>0.00</i>	<i>0.00</i>	<i>70.25</i>	<i>0.00</i>	<i>100.00</i>

*ADP\*, APS\* & NOA\* medication only included on standard testing panel for particular private prisons – remaining prisons can request inclusion  
Ethanol\*\* & Steroids\*\* – tested upon request*

## Graph of Positive Drug Test Results: Drug Type by Prison – May 2019

Positive Urinalysis Results By Drug Type Per Prison Location: May 19



ADP\*, APS\* & NOA\* medication only included on standard testing panel for particular private prisons – remaining prisons can request inclusion  
 Ethanol\*\* & Steroids\*\* – tested upon request

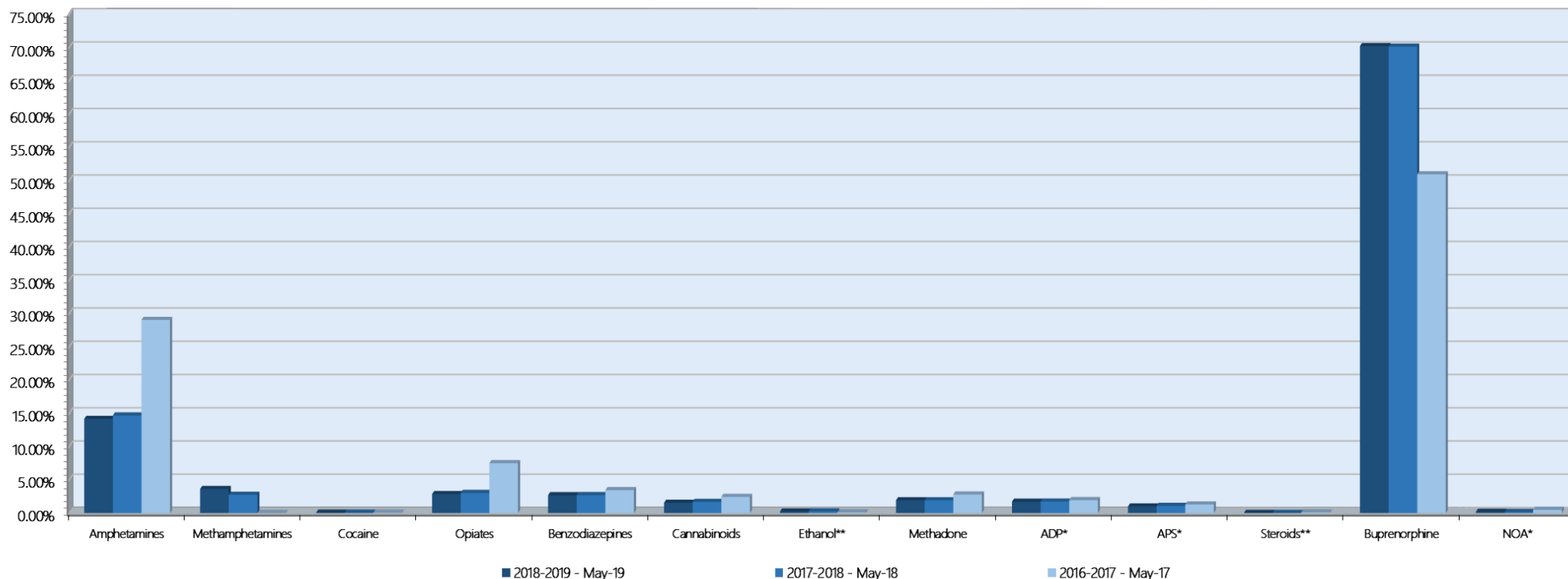
## Drugs Identified Through Drug Testing Current Financial Year and Previous Financial Years

Positive by Drug Type	Amphetamines	Methamphetamines	Cocaine	Opiates	Benzodiazepines	Cannabinoids	Ethanol**	Methadone	ADP*	APS*	Steroids**	Buprenorphine	NOA*	Total
2018-2019 - May-19	333	85	1	67	63	36	5	45	40	23	0	1654	4	2356
2017-2018 - May-18	316	59	1	65	58	36	5	41	37	23	0	1511	3	2155
2016-2017 - May-17	659	Not recorded	1	170	78	55	2	63	44	29	2	1156	11	2270

% Positive by Drug Type	Amphetamines	Methamphetamines	Cocaine	Opiates	Benzodiazepines	Cannabinoids	Ethanol**	Methadone	ADP*	APS*	Steroids**	Buprenorphine	NOA*	Total
2018-2019 - May-19	14.13%	3.61%	0.04%	2.84%	2.67%	1.53%	0.21%	1.91%	1.70%	0.98%	0.00%	70.20%	0.17%	100.00%
2017-2018 - May-18	14.66%	2.74%	0.05%	3.02%	2.69%	1.67%	0.23%	1.90%	1.72%	1.07%	0.00%	70.12%	0.14%	100.00%
2016-2017 - May-17	29.03%	0.00%	0.04%	7.49%	3.44%	2.42%	0.09%	2.78%	1.94%	1.28%	0.09%	50.93%	0.48%	100.00%

*ADP\*, APS\* & NOA\* medication only included on standard testing panel for particular private prisons – remaining prisons can request inclusion  
Ethanol\*\* & Steroids\*\* – tested upon request*

Drugs Identified Through Drug Testing  
Year to Date Comparison - Current Financial Year And Previous Financial Years



## Drugs Identified Through Testing

### Breakdown of Amphetamine & Opiate Drug Groups by Metabolite – 2018-2019

	Jul-18		Aug-18		Sep-18		Oct-18		Nov-18		Dec-18		Jan-19		Feb-19		Mar-19		Apr-19		May-19		Jun-19		2018-2019	
	Amphet	Meth	Amphet	Meth	Amphet	Meth	Amphet	Meth	Amphet	Meth	Amphet	Meth	Amphet	Meth	Amphet	Meth	Amphet	Meth	Amphet	Meth	Amphet	Meth	Amphet	Meth	Amphet	Meth
Barwon	0	2	0	0	0	5	0	0	0	1	0	2	0	0	0	1	0	0	0	2	0	2			0	15
MAP	0	2	0	0	0	2	0	0	4	0	3	0	1	0	3	0	3	0	0	0	0	4			0	22
MRC	0	7	0	11	0	7	0	7	0	10	0	6	0	7	0	6	0	7	0	7	0	3			0	78
PPP	0	4	0	4	0	5	0	4	0	7	0	9	0	0	0	1	0	5	0	0	0	2			0	41
DPFC	0	9	0	2	0	1	1	17	0	9	0	5	0	15	0	6	0	3	0	8	0	2			1	77
Fulham	0	2	0	3	0	3	0	3	0	3	0	1	0	1	0	1	0	0	0	0	0	0			0	17
Hopkins	0	0	0	0	0	1	0	0	0	0	0	0	0	0	0	0	0	0	0	0	0	0			0	1
Karreenga	0	0	0	0	0	0	0	0	0	0	0	0	0	0	0	0	0	0	0	0	0	0			0	0
Margoneet	0	1	0	1	0	0	0	0	0	0	0	1	0	0	0	4	0	0	0	0	0	0			0	7
Loddon	1	1	0	0	0	5	0	1	0	0	0	1	0	1	0	0	0	0	0	0	0	1			1	10
Middleton	0	0	0	0	0	0	0	0	0	0	0	0	0	0	0	0	0	0	0	0	0	0			0	0
Ravenhall	0	8	0	9	0	9	0	1	0	3	0	2	0	7	0	8	0	6	0	2	0	11			0	66
Beechworth	0	0	0	0	0	0	0	0	0	0	0	0	0	0	0	0	0	0	0	0	0	1			0	1
Dhurringile	0	1	0	0	0	0	0	0	0	0	0	0	0	0	5	0	1	0	0	0	0	0			0	7
Langi Kal Kal	0	0	0	0	0	0	0	0	0	0	0	0	0	0	0	0	0	0	0	0	0	0			0	0
Tarngower	0	0	0	0	0	0	0	0	0	0	0	0	0	0	0	0	0	0	0	0	0	0			0	0
JLTC	0	0	0	0	0	0	0	0	0	0	0	0	0	0	0	0	0	0	0	0	0	0			0	0
Total	1	37	0	30	0	38	1	37	0	36	0	28	0	34	0	35	0	22	0	19	0	26	0	0	2	342

	Jul-18		Aug-18		Sep-18		Oct-18		Nov-18		Dec-18		Jan-19		Feb-19		Mar-19		Apr-19		May-19		Jun-19		2018-2019	
	Heroin	Morph	Heroin	Morph	Heroin	Morph	Heroin	Morph	Heroin	Morph	Heroin	Morph	Heroin	Morph	Heroin	Morph	Heroin	Morph	Heroin	Morph	Heroin	Morph	Heroin	Morph	Heroin	Morph
Barwon	0	0	1	1	0	0	0	0	0	0	0	0	0	0	0	0	0	0	0	0	0	0			1	1
MAP	0	0	0	1	0	0	0	0	0	1	0	1	0	0	0	0	0	0	0	0	0	0			0	3
MRC	0	1	0	0	0	0	0	0	0	0	0	1	0	2	0	0	0	0	0	0	0	0			0	4
PPP	0	0	0	0	0	0	3	3	0	0	0	0	0	0	1	0	0	0	0	0	0	0			3	4
DPFC	0	4	0	0	0	0	1	8	3	1	0	2	0	0	0	0	0	0	0	0	0	0			4	15
Fulham	0	0	0	0	0	0	0	0	0	0	0	1	0	0	0	1	0	0	0	1	0	0			0	3
Hopkins	0	0	0	0	0	0	0	0	0	0	0	0	0	0	0	0	0	0	0	0	0	0			0	0
Karreenga	0	0	0	0	0	0	0	0	0	0	0	0	0	0	0	0	0	0	0	0	0	0			0	0
Margoneet	0	0	0	0	0	0	0	0	0	0	0	0	0	0	0	0	0	0	0	0	0	0			0	0
Loddon	0	0	0	0	0	0	0	0	0	0	0	0	0	0	0	0	0	0	0	0	0	0			0	0
Middleton	0	0	0	0	0	0	0	0	0	0	0	0	0	0	0	0	0	0	0	0	0	0			0	0
Ravenhall	0	0	0	0	0	0	0	0	0	0	0	0	1	0	1	0	1	0	0	0	0	0			0	3
Beechworth	0	0	0	0	0	0	0	0	0	0	0	0	0	0	0	0	0	0	0	0	0	0			0	0
Dhurringile	0	0	0	0	0	0	0	0	0	0	0	0	0	0	0	0	0	0	0	0	0	0			0	0
Langi Kal Kal	0	0	0	0	0	0	0	0	0	0	0	0	0	0	0	0	0	0	0	0	0	0			0	0
Tarngower	0	0	0	0	0	0	0	0	0	0	0	0	0	0	0	0	0	0	0	0	0	0			0	0
JLTC	0	0	0	0	0	0	0	0	0	0	0	0	0	0	0	0	0	0	0	0	0	0			0	0
Total	0	5	1	2	0	0	4	11	3	2	0	5	0	3	0	3	0	1	0	1	0	0	0	0	8	33

May data retrieved 17 June 2019. Results prepared in conjunction with Dorevitch pathology and in accordance with Australian testing methodology.

*Drugs Identified Through Testing  
Positive by Location – YTD 2018-2019*

YTD 18-19:	<i>Amphetamine</i>	<i>Methamphetamine</i>	<i>Cocaine</i>	<i>Opiates</i>	<i>Benzodiazepines</i>	<i>Cannabinoids</i>	<i>Ethanol **</i>	<i>Methadone</i>	<i>ADP*</i>	<i>APS*</i>	<i>Steroids**</i>	<i>Buprenorphine</i>	<i>NOA *</i>	<i>Total</i>
Barwon	15	4	1	3	0	0	0	2	0	0	0	182	0	207
MAP	21	5	0	7	7	6	0	0	0	0	0	43	0	89
MRC	77	19	0	4	4	4	0	1	0	0	0	291	0	400
PPP	40	15	0	20	8	2	0	28	0	0	0	305	0	418
DPFC	76	13	0	22	18	5	0	8	9	4	0	58	2	215
Fulham	17	0	0	4	8	1	0	3	30	18	0	137	2	220
Hopkins	1	0	0	0	0	0	0	1	0	0	0	34	0	36
Karreenga	0	0	0	1	1	0	3	1	0	0	0	49	0	55
Marngoneet	6	1	0	2	3	5	2	0	0	0	0	197	0	216
Loddon	13	2	0	0	0	1	0	1	0	0	0	118	0	135
Middleton	0	0	0	0	7	1	0	0	0	0	0	15	0	23
Ravenhall	60	19	0	3	4	6	0	0	1	1	0	200	0	294
Beechworth	0	1	0	1	0	0	0	0	0	0	0	6	0	8
Dhurringile	7	6	0	0	2	5	0	0	0	0	0	19	0	39
Langi Kal Kal	0	0	0	0	1	0	0	0	0	0	0	0	0	1
Tarrengower	0	0	0	0	0	0	0	0	0	0	0	0	0	0
JLTC	0	0	0	0	0	0	0	0	0	0	0	0	0	0
<b>Current YTD Total</b>	<b>333</b>	<b>85</b>	<b>1</b>	<b>67</b>	<b>63</b>	<b>36</b>	<b>5</b>	<b>45</b>	<b>40</b>	<b>23</b>	<b>0</b>	<b>1654</b>	<b>4</b>	<b>2356</b>
<b>% Positive</b>	<b>14.13</b>	<b>3.61</b>	<b>0.04</b>	<b>2.84</b>	<b>2.67</b>	<b>1.53</b>	<b>0.21</b>	<b>1.91</b>	<b>1.70</b>	<b>0.98</b>	<b>0.00</b>	<b>70.20</b>	<b>0.17</b>	<b>100.00</b>
<i>Previous YTD Total</i>	<i>316</i>	<i>59</i>	<i>1</i>	<i>65</i>	<i>58</i>	<i>36</i>	<i>5</i>	<i>41</i>	<i>37</i>	<i>23</i>	<i>0</i>	<i>1511</i>	<i>3</i>	<i>2155</i>
<i>% Positive</i>	<i>14.66</i>	<i>2.74</i>	<i>0.05</i>	<i>3.02</i>	<i>2.69</i>	<i>1.67</i>	<i>0.23</i>	<i>1.90</i>	<i>1.72</i>	<i>1.07</i>	<i>0.00</i>	<i>70.12</i>	<i>0.14</i>	<i>100.00</i>

*Drugs Identified Through Testing:  
Percentage Positive by Location – YTD 2018-2019*

Drug Type Percentage Positive by Location - 2018-2019														
May-19	Amphetamines	Methamphetamines	Cocaine	Opiates	Benzodiazepines	Cannabinoids	Ethanol**	Methadone	ADP*	APS*	Steroids**	Buprenorphine	NOA*	% of Total
Barwon	4.50%	4.71%	100.00%	4.48%	0.00%	0.00%	0.00%	4.44%	0.00%	0.00%	0.00%	11.00%	0.00%	8.79%
MAP	6.31%	5.88%	0.00%	10.45%	11.11%	16.67%	0.00%	0.00%	0.00%	0.00%	0.00%	2.60%	0.00%	3.78%
MRC	23.12%	22.35%	0.00%	5.97%	6.35%	11.11%	0.00%	2.22%	0.00%	0.00%	0.00%	17.59%	0.00%	16.98%
PPP	12.01%	17.65%	0.00%	29.85%	12.70%	5.56%	0.00%	62.22%	0.00%	0.00%	0.00%	18.44%	0.00%	17.74%
DPFC	22.82%	15.29%	0.00%	32.84%	28.57%	13.89%	0.00%	17.78%	22.50%	17.39%	0.00%	3.51%	50.00%	9.13%
Fulham	5.11%	0.00%	0.00%	5.97%	12.70%	2.78%	0.00%	6.67%	75.00%	78.26%	0.00%	8.28%	50.00%	9.34%
Hopkins	0.30%	0.00%	0.00%	0.00%	0.00%	0.00%	0.00%	2.22%	0.00%	0.00%	0.00%	2.06%	0.00%	1.53%
Karreenga	0.00%	0.00%	0.00%	1.49%	1.59%	0.00%	60.00%	2.22%	0.00%	0.00%	0.00%	2.96%	0.00%	2.33%
Marngoneet	1.80%	1.18%	0.00%	2.99%	4.76%	13.89%	40.00%	0.00%	0.00%	0.00%	0.00%	11.91%	0.00%	9.17%
Loddon	3.90%	2.35%	0.00%	0.00%	0.00%	2.78%	0.00%	2.22%	0.00%	0.00%	0.00%	7.13%	0.00%	5.73%
Middleton	0.00%	0.00%	0.00%	0.00%	11.11%	2.78%	0.00%	0.00%	0.00%	0.00%	0.00%	0.91%	0.00%	0.98%
Ravenhall	18.02%	22.35%	0.00%	4.48%	6.35%	16.67%	0.00%	0.00%	2.50%	4.35%	0.00%	12.09%	0.00%	12.48%
Beechworth	0.00%	1.18%	0.00%	1.49%	0.00%	0.00%	0.00%	0.00%	0.00%	0.00%	0.00%	0.36%	0.00%	0.34%
Dhurringile	2.10%	7.06%	0.00%	0.00%	3.17%	13.89%	0.00%	0.00%	0.00%	0.00%	0.00%	1.15%	0.00%	1.66%
Langi Kal Kal	0.00%	0.00%	0.00%	0.00%	1.59%	0.00%	0.00%	0.00%	0.00%	0.00%	0.00%	0.00%	0.00%	0.04%
Tarngower	0.00%	0.00%	0.00%	0.00%	0.00%	0.00%	0.00%	0.00%	0.00%	0.00%	0.00%	0.00%	0.00%	0.00%
JLTC	0.00%	0.00%	0.00%	0.00%	0.00%	0.00%	0.00%	0.00%	0.00%	0.00%	0.00%	0.00%	0.00%	0.00%
<b>All Prisons YTD</b>	<b>333</b>	<b>85</b>	<b>1</b>	<b>67</b>	<b>63</b>	<b>36</b>	<b>5</b>	<b>45</b>	<b>40</b>	<b>23</b>	<b>0</b>	<b>1654</b>	<b>4</b>	<b>2356</b>
<b>% Positive</b>	<b>14.13%</b>	<b>3.61%</b>	<b>0.04%</b>	<b>2.84%</b>	<b>2.67%</b>	<b>1.53%</b>	<b>0.21%</b>	<b>1.91%</b>	<b>1.70%</b>	<b>0.98%</b>	<b>0.00%</b>	<b>70.20%</b>	<b>0.17%</b>	<b>100.00%</b>

### Drugs Identified Through Drug Testing Positive by Location – 2017-2018

Drug Type Percentage Positive by Location - 2017-2018													
2017-2018	Amphetamines	Cocaine	Opiates	Benzodiazepines	Cannabinoids	Ethanol**	Methodone	ADP*	APS*	Steroids**	Buprenorphine	NOA*	% of Total
Barwon	11.88%	0.00%	9.41%	1.28%	1.82%	0.00%	16.33%	9.09%	10.00%	0.00%	19.87%	0.00%	15.96%
MAP	10.94%	0.00%	3.53%	8.97%	7.27%	0.00%	2.04%	0.00%	0.00%	0.00%	3.20%	0.00%	4.63%
MRC	10.31%	16.67%	4.71%	14.10%	18.18%	0.00%	0.00%	0.00%	0.00%	0.00%	10.34%	0.00%	9.62%
PPP	11.88%	16.67%	25.88%	14.10%	3.64%	0.00%	30.61%	10.61%	13.33%	0.00%	25.86%	44.44%	21.79%
DPFC	23.44%	66.67%	28.24%	24.36%	3.64%	0.00%	10.20%	6.06%	3.33%	0.00%	1.56%	0.00%	7.96%
Fulham	14.38%	0.00%	4.71%	8.97%	9.09%	28.57%	34.69%	74.24%	73.33%	0.00%	11.25%	55.56%	15.29%
Hopkins	0.00%	0.00%	0.00%	0.00%	7.27%	0.00%	0.00%	0.00%	0.00%	0.00%	2.22%	0.00%	1.61%
Karreenga	0.31%	0.00%	0.00%	3.85%	5.45%	28.57%	2.04%	0.00%	0.00%	0.00%	0.33%	0.00%	0.73%
Margoneet	5.31%	0.00%	7.06%	1.28%	5.45%	14.29%	0.00%	0.00%	0.00%	0.00%	12.07%	0.00%	9.10%
Loddon	3.75%	0.00%	8.24%	1.28%	5.45%	0.00%	4.08%	0.00%	0.00%	0.00%	6.16%	0.00%	5.20%
Middleton	0.31%	0.00%	0.00%	5.13%	3.64%	0.00%	0.00%	0.00%	0.00%	0.00%	1.31%	0.00%	1.20%
Ravenhall	2.81%	0.00%	1.18%	6.41%	0.00%	28.57%	0.00%	0.00%	0.00%	0.00%	3.86%	0.00%	3.33%
Beechworth	0.94%	0.00%	2.35%	0.00%	1.82%	0.00%	0.00%	0.00%	0.00%	0.00%	0.08%	0.00%	0.36%
Dhurringile	3.13%	0.00%	2.35%	6.41%	25.45%	0.00%	0.00%	0.00%	0.00%	0.00%	1.72%	0.00%	2.70%
Langi Kal Kal	0.63%	0.00%	0.00%	0.00%	0.00%	0.00%	0.00%	0.00%	0.00%	0.00%	0.16%	0.00%	0.21%
Tarngower	0.00%	0.00%	0.00%	3.85%	1.82%	0.00%	0.00%	0.00%	0.00%	0.00%	0.00%	0.00%	0.21%
JLTC	0.00%	0.00%	2.35%	0.00%	0.00%	0.00%	0.00%	0.00%	0.00%	0.00%	0.00%	0.00%	0.10%
<b>All Prisons YTD</b>	<b>320</b>	<b>6</b>	<b>85</b>	<b>78</b>	<b>55</b>	<b>7</b>	<b>49</b>	<b>66</b>	<b>30</b>	<b>0</b>	<b>1218</b>	<b>9</b>	<b>1923</b>
<b>% Positive</b>	<b>16.64</b>	<b>0.31</b>	<b>4.42</b>	<b>4.06</b>	<b>2.86</b>	<b>0.36</b>	<b>2.55</b>	<b>3.43</b>	<b>1.56</b>	<b>0.00</b>	<b>63.34</b>	<b>0.47</b>	<b>100.00</b>



## Seizures of Contraband by Item Type Visitors – May 2019

Visitors	GVM		Powder & Crystal		Synthetic (Suspected)		Prescription Medication		Buprenorphine		Alcohol & Home Brew		Syringes & Needles		Smoking Paraphernalia		Edged Weapons		Electronic Devices		Tools		Other	
	May 19	Finds	Gms	Finds	Gms	Finds	Gms	Finds	Qty	Finds	Qty	Finds	Ltrs	Finds	Qty	Finds	Qty	Finds	Qty	Finds	Qty	Finds	Qty	Finds
Barwon	0	0.00	0	0.00	0	0.00	0	0.00	0	0.00	0	0.000	0	0	0	0	0	0	0	0	0	0	1	2
MAP	0	0.00	0	0.00	0	0.00	0	0.00	0	0.00	0	0.000	0	0	0	0	0	0	0	0	0	0	0	0
MRC	3	8.20	1	0.60	1	13.60	1	2.00	0	0.00	0	0.000	2	2	1	1	0	0	0	0	2	3	1	1
PPP	0	0.00	0	0.00	0	0.00	0	0.00	0	0.00	0	0.000	0	0	0	0	0	0	0	0	0	0	3	3
DPFC	0	0.00	0	0.00	0	0.00	0	0.00	0	0.00	0	0.000	0	0	0	0	0	0	0	0	0	0	0	0
Fulham	0	0.00	0	0.00	0	0.00	0	0.00	0	0.00	0	0.000	0	0	1	1	0	0	0	0	0	0	0	0
Hopkins	0	0.00	1	2.10	0	0.00	0	0.00	0	0.00	0	0.000	0	0	0	0	0	0	0	0	0	0	0	0
Karreenga	0	0.00	0	0.00	0	0.00	0	0.00	0	0.00	0	0.000	0	0	0	0	0	0	0	0	0	0	0	0
Marngoneet	0	0.00	0	0.00	0	0.00	0	0.00	1	21.00	0	0.000	0	0	2	6	0	0	0	0	0	0	0	0
Loddon	0	0.00	0	0.00	0	0.00	0	0.00	0	0.00	0	0.000	0	0	0	0	0	0	0	0	0	0	0	0
Middleton	0	0.00	0	0.00	0	0.00	0	0.00	0	0.00	0	0.000	0	0	0	0	0	0	0	0	0	0	0	0
Ravenhall	3	11.00	1	0.73	0	0.00	0	0.00	0	0.00	0	0.000	1	1	2	2	0	0	0	0	0	0	0	0
Beechworth	0	0.00	0	0.00	0	0.00	0	0.00	0	0.00	0	0.000	0	0	0	0	0	0	0	0	0	0	0	0
Dhurringile	0	0.00	0	0.00	0	0.00	0	0.00	0	0.00	0	0.000	0	0	0	0	0	0	0	0	0	0	0	0
Langi Kal Kal	0	0.00	0	0.00	0	0.00	0	0.00	0	0.00	0	0.000	0	0	0	0	0	0	0	0	0	0	0	0
Tarrengower	0	0.00	0	0.00	0	0.00	0	0.00	0	0.00	0	0.000	0	0	0	0	0	0	0	0	0	0	0	0
JLTC	0	0.00	0	0.00	0	0.00	0	0.00	0	0.00	0	0.000	0	0	0	0	0	0	0	0	0	0	0	0
<b>Current Month</b>	<b>6</b>	<b>19.20</b>	<b>3</b>	<b>3.43</b>	<b>1</b>	<b>13.60</b>	<b>1</b>	<b>2.00</b>	<b>1</b>	<b>21.00</b>	<b>0</b>	<b>0.000</b>	<b>3</b>	<b>3.00</b>	<b>6</b>	<b>10</b>	<b>0</b>	<b>0</b>	<b>0</b>	<b>0</b>	<b>2</b>	<b>3</b>	<b>5</b>	<b>6</b>
<i>Previous Month</i>	1	12.81	2	3.10	0	0.00	0	0.00	2	16.00	0	0.000	2	11.00	4	16	2	3	0	0	1	7	1	1



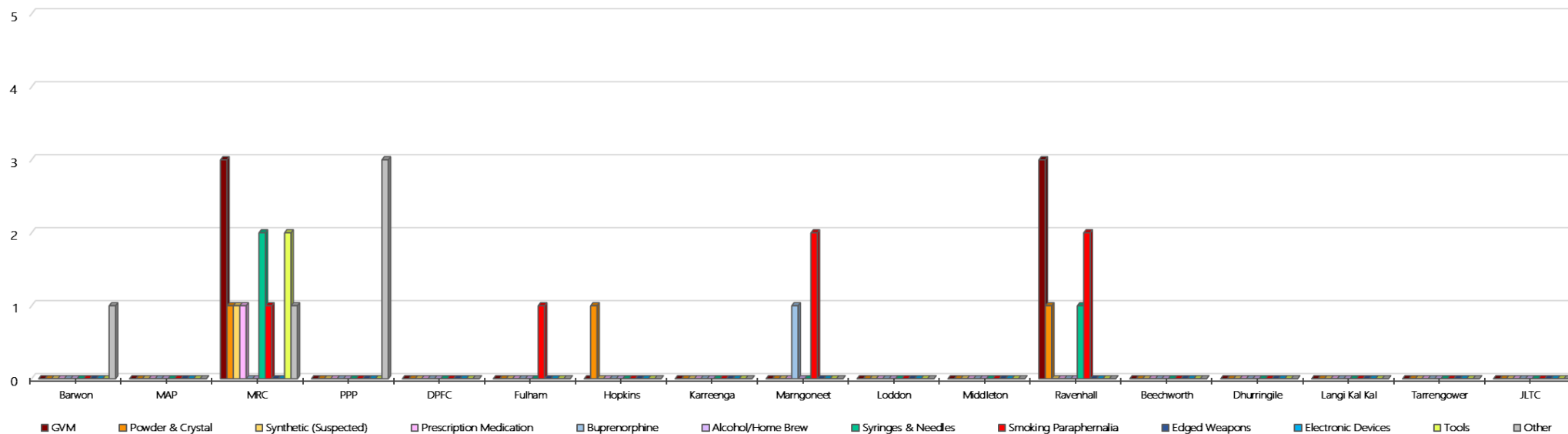
## Seizures of Contraband: Visitors – YTD 2018-2019

Visitors	GVM		Powder & Crystal		Synthetic (Suspected)		Prescription Medication		Buprenorphine		Alcohol & Home Brew		Syringes & Needles		Smoking Paraphernalia		Edged Weapons		Electronic Devices		Tools		Other	
	Finds	Gms	Finds	Gms	Finds	Gms	Finds	Qty	Finds	Qty	Finds	Ltrs	Finds	Qty	Finds	Qty	Finds	Qty	Finds	Qty	Finds	Qty	Finds	Qty
Barwon	0	0.00	5	12.60	0	0.00	5	22.00	2	42.00	0	0.000	0	0	3	13	0	0	0	0	0	0	2	6
MAP	0	0.00	0	0.00	0	0.00	2	12.00	0	0.00	0	0.000	0	0	0	0	0	0	0	0	0	0	0	0
MRC	6	11.40	12	27.10	1	13.60	3	4.00	3	56.10	0	0.000	4	11	11	16	2	2	2	3	8	18	12	22
PPP	9	9.36	9	21.87	0	0.00	1	1.00	5	209.00	0	0.000	4	6	10	69	3	3	0	0	0	0	13	15
DPFC	2	2.00	1	13.10	0	0.00	0	0.00	0	0.00	0	0.000	1	1	1	1	0	0	1	1	0	0	0	0
Fulham	0	0.00	1	0.01	0	0.00	2	4.00	1	2.00	1	1.500	8	68	16	19	4	4	0	0	3	3	17	108
Hopkins	1	1.00	5	6.10	0	0.00	2	21.00	0	0.00	0	0.000	1	5	1	1	0	0	0	0	1	1	9	159
Karreenga	0	0.00	0	0.00	0	0.00	0	0.00	0	0.00	0	0.000	0	0	1	1	0	0	0	0	0	0	0	0
Marrgoneet	1	10.00	0	0.00	0	0.00	1	5.00	2	91.00	0	0.000	1	1	5	14	0	0	1	2	0	0	1	1
Loddon	3	7.20	1	1.00	0	0.00	1	3.50	4	68.00	1	12.000	0	0	3	6	1	1	1	2	0	0	0	0
Middleton	1	1.00	1	2.50	0	0.00	0	0.00	0	0.00	0	0.000	0	0	2	3	1	2	1	1	0	0	0	0
Ravenhall	8	27.31	5	29.14	0	0.00	1	11.00	4	22.00	0	0.000	4	14	17	60	4	5	1	1	0	0	4	4
Beechworth	0	0.00	0	0.00	0	0.00	0	0.00	0	0.00	0	0.000	0	0	1	1	0	0	0	0	0	0	0	0
Dhurringile	1	1.00	2	2.60	1	8.70	0	0.00	0	0.00	1	0.700	2	4	5	8	1	1	0	0	0	0	2	5
Langi Kal Kal	0	0.00	0	0.00	0	0.00	0	0.00	0	0.00	0	0.000	0	0	0	0	0	0	0	0	0	0	0	0
Tarrengower	0	0.00	0	0.00	0	0.00	0	0.00	0	0.00	0	0.000	0	0	0	0	0	0	0	0	0	0	0	0
JLTC	0	0.00	0	0.00	0	0.00	0	0.00	0	0.00	0	0.000	0	0	0	0	0	0	0	0	0	0	0	0
YTD: May-19	32	70.27	42	116.02	2	22.30	18	83.50	21	490.10	3	14.200	25	110	76	212	16	18	7	10	12	22	60	320
YTD: May-18	24	222.27	19	30.09	3	2.54	18	76.00	14	647.00	4	7.490	14	85	73	225	11	19	7	8	1	1	33	183

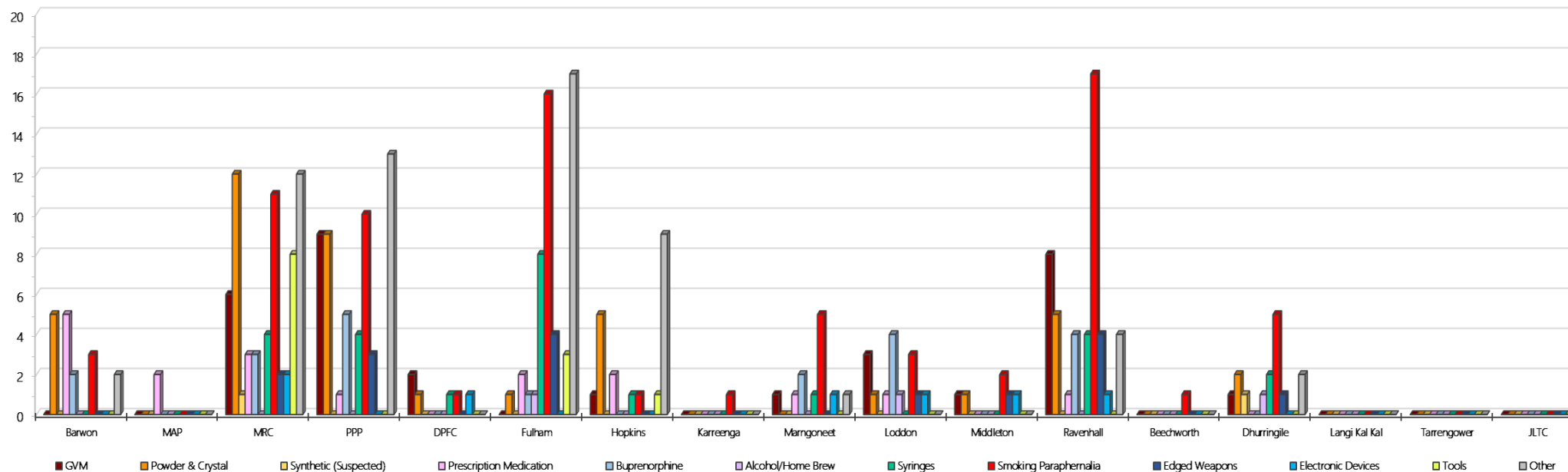
Note: 2017-2018 - PPP seizure figures were unavailable from November 2017 to April 2018 (inclusive) due to system disruption

## Graphs of Seizures of Contraband: Visitors – May 2019 & YTD 2018-2019

Visitor Seizure Find Count – May 2019



Visitor Seizure Find Count – YTD 2018-2019



### Seizures of Contraband: Prisoners – May 2019

Prisoners	GVM		Powder & Crystal		Synthetic (Suspected)		Prescription Medication		Buprenorphine		Alcohol & Home Brew		Syringes & Needles		Smoking Paraphernalia		Edged Weapons		Electronic Devices		Tools		Other	
	May-19	Finds	Gms	Finds	Gms	Finds	Gms	Finds	Qty	Finds	Qty	Finds	Ltrs	Finds	Qty	Finds	Qty	Finds	Qty	Finds	Qty	Finds	Qty	Finds
Barwon	0	0.00	0	0.00	0	0.00	4	6.50	7	12.30	0	0.000	2	2	1	3	5	6	3	5	0	0	1	1
MAP	1	2.00	2	2.00	0	0.00	5	22.50	12	38.50	0	0.000	1	1	3	4	1	1	1	1	2	2	2	8
MRC	0	0.00	0	0.00	0	0.00	14	34.50	27	19.60	3	2.600	7	8	13	19	10	11	1	1	15	48	26	39
PPP	0	0.00	0	0.00	0	0.00	13	51.50	8	169.00	0	0.000	7	7	2	2	13	14	2	4	4	6	8	9
DPFC	0	0.00	2	17.00	0	0.00	2	4.00	1	55.00	1	1.000	1	3	2	2	0	0	1	2	0	0	4	4
Fulham	0	0.00	1	0.20	0	0.00	7	15.00	5	1.30	7	8.500	1	4	17	20	8	9	1	10	6	10	8	11
Hopkins	0	0.00	1	3.00	0	0.00	2	10.00	0	0.00	1	1.000	1	1	2	15	1	1	0	0	0	0	0	0
Karreenga	0	0.00	0	0.00	1	0.02	3	9.00	2	1.30	0	0.000	0	0	0	0	3	3	0	0	0	0	1	1
Mamgoneet	0	0.00	0	0.00	0	0.00	6	9.50	8	3.70	1	0.500	2	2	5	10	2	2	1	1	0	0	4	4
Loddon	0	0.00	1	1.20	0	0.00	1	1.00	4	5.00	2	3.750	1	1	6	13	1	1	0	0	2	2	0	0
Middleton	0	0.00	0	0.00	0	0.00	1	1.00	1	1.00	0	0.000	0	0	2	2	0	0	0	0	0	0	0	0
Ravenhall	0	0.00	0	0.00	0	0.00	11	45.50	4	9.55	6	7.000	3	3	7	24	5	10	0	0	1	1	0	0
Beechworth	0	0.00	0	0.00	0	0.00	0	0.00	0	0.00	0	0.000	0	0	0	0	0	0	0	0	0	0	0	0
Dhurringile	3	12.50	1	0.40	0	0.00	1	1.00	0	0.00	0	0.000	0	0	5	10	0	0	0	0	3	11	0	0
Langi Kal Kal	0	0.00	0	0.00	0	0.00	1	1.00	0	0.00	0	0.000	0	0	2	7	1	1	0	0	1	1	0	0
Tarrengower	0	0.00	0	0.00	0	0.00	0	0.00	0	0.00	0	0.000	0	0	1	2	0	0	0	0	1	2	1	8
JLTC	0	0.00	0	0.00	0	0.00	0	0.00	0	0.00	0	0.000	0	0	0	0	0	0	0	0	0	0	0	0
<b>Current Month</b>	<b>4</b>	<b>14.50</b>	<b>8</b>	<b>23.80</b>	<b>1</b>	<b>0.02</b>	<b>71</b>	<b>212.00</b>	<b>79</b>	<b>316.25</b>	<b>21</b>	<b>24.350</b>	<b>26</b>	<b>32</b>	<b>68</b>	<b>133</b>	<b>50</b>	<b>59</b>	<b>10</b>	<b>24</b>	<b>35</b>	<b>83</b>	<b>55</b>	<b>85</b>
<i>Previous Month</i>	<i>4</i>	<i>30.28</i>	<i>8</i>	<i>18.51</i>	<i>1</i>	<i>1.00</i>	<i>73</i>	<i>214.00</i>	<i>69</i>	<i>247.20</i>	<i>26</i>	<i>54.500</i>	<i>24</i>	<i>27</i>	<i>62</i>	<i>192</i>	<i>51</i>	<i>81</i>	<i>11</i>	<i>23</i>	<i>32</i>	<i>66</i>	<i>65</i>	<i>100</i>

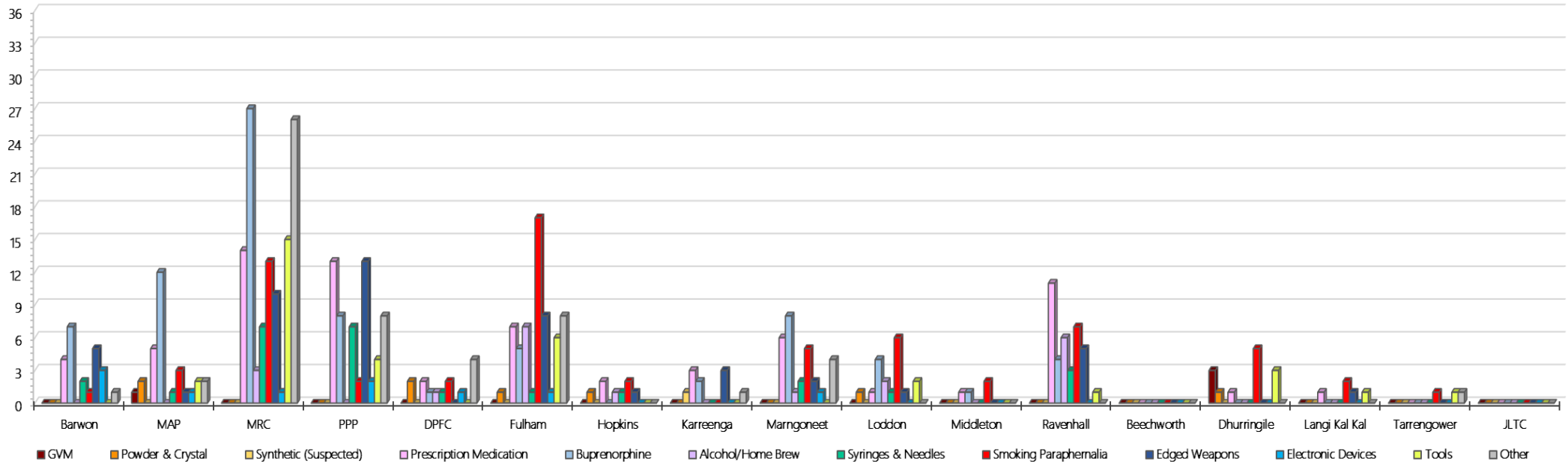
*Seizures of Contraband: Prisoners – YTD 2018-2019: May 2019*

Prisoners	GVM		Powder & Crystal		Synthetic (Suspected)		Prescription Medication		Buprenorphine		Alcohol & Home Brew		Syringes & Needles		Smoking Paraphernalia		Edged Weapons		Electronic Devices		Tools		Other	
	Finds	Gms	Finds	Gms	Finds	Gms	Finds	Qty	Finds	Qty	Finds	Ltrs	Finds	Qty	Finds	Qty	Finds	Qty	Finds	Qty	Finds	Qty	Finds	Qty
Barwon	1	1.10	14	10.53	0	0.00	57	140.25	81	180.90	32	100.600	21	25	24	35	76	112	11	23	20	42	61	76
MAP	12	20.54	23	36.93	2	2.00	45	118.50	34	71.70	1	0.200	11	40	25	45	9	14	7	7	9	10	13	27
MRC	2	2.80	30	42.15	3	13.50	154	397.75	152	166.60	54	72.600	40	46	218	437	148	197	12	13	217	519	249	571
PPP	5	3.50	9	10.78	0	0.00	145	461.00	116	345.00	17	98.300	68	78	58	111	143	163	8	11	42	60	93	131
DPFC	4	1.12	22	83.72	0	0.00	42	190.50	9	109.90	15	26.900	25	47	28	33	3	3	6	7	8	9	18	40
Fulham	2	1.01	7	8.76	0	0.00	102	173.50	41	246.30	58	88.550	19	26	308	588	48	64	22	79	77	134	167	459
Hopkins	8	9.20	10	11.79	0	0.00	28	55.25	10	12.70	6	10.250	12	12	26	53	28	35	4	6	6	8	32	171
Karreenga	0	0.00	0	0.00	1	0.02	32	243.10	12	9.60	5	33.250	10	12	16	47	15	19	3	12	4	4	23	41
Marngoneet	2	5.59	5	3.50	2	4.00	71	117.10	77	370.85	23	127.300	8	8	34	153	32	38	6	9	4	4	65	92
Loddon	1	2.20	4	1.90	0	0.00	11	114.00	42	78.10	17	57.250	5	5	37	103	21	22	9	12	20	26	14	27
Middleton	1	68.90	4	220.30	0	0.00	6	87.00	5	55.10	1	1.000	2	2	15	614	4	6	11	13	8	10	5	6
Ravenhall	0	0.00	4	1.40	0	0.00	137	1057.00	76	117.45	44	86.820	36	37	83	144	83	151	4	4	33	67	10	10
Beechworth	0	0.00	1	3.18	0	0.00	4	6.00	1	19.00	1	0.700	0	0	17	93	1	2	6	9	7	11	2	2
Dhurringile	12	114.50	3	1.00	0	0.00	6	9.50	3	4.70	0	0.000	2	2	79	229	5	9	9	12	21	40	16	23
Langi Kal Kal	0	0.00	0	0.00	0	0.00	3	25.00	1	0.50	0	0.000	3	5	3	14	4	4	0	0	5	5	8	10
Tarrengower	0	0.00	2	0.80	2	12.10	1	14.50	0	0.00	0	0.000	1	2	13	30	1	2	1	1	6	8	14	31
JLTC	0	0.00	0	0.00	0	0.00	1	1.00	0	0.00	0	0.000	0	0	2	6	0	0	6	9	3	3	4	56
<b>YTD: May-19</b>	<b>50</b>	<b>230.46</b>	<b>138</b>	<b>436.74</b>	<b>10</b>	<b>31.62</b>	<b>845</b>	<b>3210.95</b>	<b>660</b>	<b>1788.40</b>	<b>274</b>	<b>703.720</b>	<b>263</b>	<b>347</b>	<b>986</b>	<b>2,735</b>	<b>621</b>	<b>841</b>	<b>125</b>	<b>227</b>	<b>490</b>	<b>960</b>	<b>794</b>	<b>1773</b>
<i>YTD: May-18</i>	<i>56</i>	<i>70.83</i>	<i>116</i>	<i>332.62</i>	<i>25</i>	<i>49.46</i>	<i>677</i>	<i>2894.45</i>	<i>410</i>	<i>1021.80</i>	<i>161</i>	<i>381.200</i>	<i>155</i>	<i>255</i>	<i>1,268</i>	<i>2,946</i>	<i>515</i>	<i>671</i>	<i>141</i>	<i>223</i>	<i>697</i>	<i>1,292</i>	<i>686</i>	<i>1,420</i>

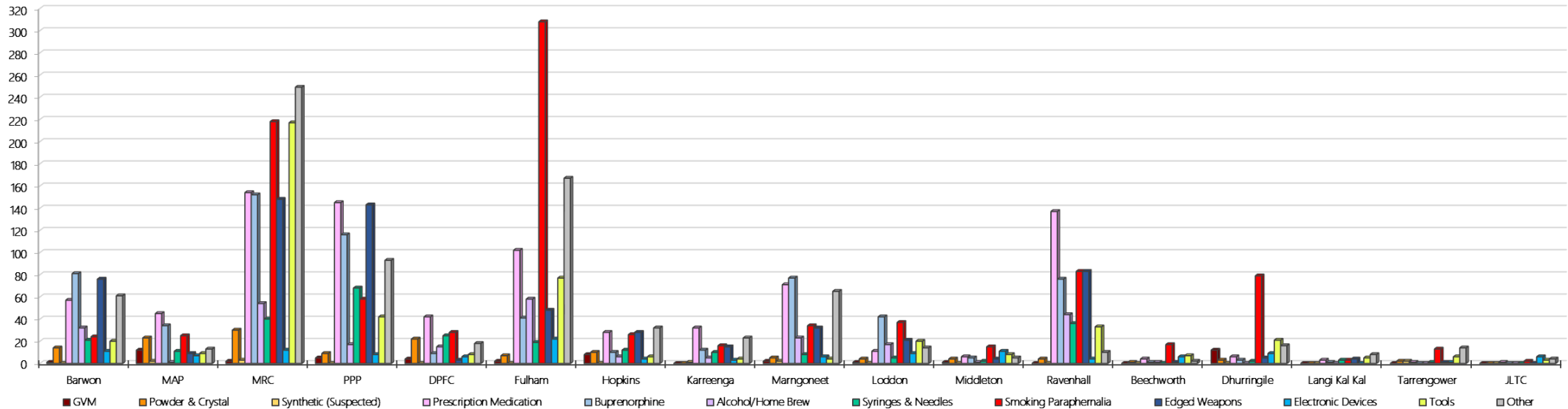
Note: 2017-2018 - PPP seizure figures were unavailable from November 2017 to April 2018 (inclusive) due to system disruption

## Graphs of Seizures of Contraband: Prisoners – May 2019 & YTD 2018-2019

Prisoner Seizure Find Count - May 2019



Prisoner Seizure Find Count - YTD 2018-2019



## LOCATION SPECIFIC RESULTS

*Note: Random General data is provided by the Monitoring, Standards and Reporting Unit, with adjustments reflected in the following reporting month. May data provided 17 June 2019. Targeted and Positive Results by Drug Type are retrieved from PIMS by the System Performance Branch. May data retrieved 15 June 2019. Data graphically represented is sourced from the preceding tables.*

## Barwon Prison

### Targeted and Random General Drug Test Results: 2018-2019

Barwon	Jul-18	Aug-18	Sep-18	Oct-18	Nov-18	Dec-18	Jan-19	Feb-19	Mar-19	Apr-19	May-19	Jun-19	Average	Totals
Effective Sample - Targeted	178	122	69	87	72	127	96	70	45	122	61		95	1049
Targeted Positives	24	12	12	14	11	12	3	7	3	11	9		11	118
Refusal	4	7	4	9	1	4	2	0	0	5	1		3	37
Unable	10	3	2	3	0	0	0	0	1	3	0		2	22
Interfered	0	0	0	1	0	0	0	0	0	2	0		0	3
Adulterated	1	0	0	0	0	1	1	1	1	0	0		0	5
Targeted % Tested Positive	21.91%	18.03%	26.09%	31.03%	16.67%	13.39%	6.25%	11.43%	11.11%	17.21%	16.39%		17.64%	17.64%
Awaiting / Pending Results	0	0	0	0	0	0	0	0	0	0	0		0	0
Targeted Residual	2	0	0	1	0	0	0	1	0	0	2		1	6
Random tests collected	64	50	46	64	49	62	51	50	50	58	48		54	592
Tested Positive	4	3	2	2	2	3	3	2	3	5	1		3	30
Refusal (guilty)	1	2	3	0	1	0	0	1	1	3	2		1	14
Unable (not guilty)	0	0	0	0	0	0	0	0	0	0	0		0	0
Unable (guilty)	0	0	1	0	0	1	0	0	1	1	1		0	5
Interfered (guilty)	0	0	0	0	0	0	0	0	0	0	0		0	0
No test (valid reason)	0	0	2	1	2	2	1	0	0	3	1		1	12
No test (no valid reason)	0	0	0	0	0	0	0	1	0	0	0		0	1
Adulterated	0	0	0	0	0	0	0	0	0	1	0		0	1
Awaiting / Pending Results	0	0	0	0	0	0	0	0	0	0	0		0	0
Random Residual (PIMS URAR030)	1	0	0	0	0	0	0	0	0	1	0			2
Effective Sample - Random General	65	52	50	64	50	63	51	52	52	62	51		56	612
% Tested positive	6.15%	5.77%	4.00%	3.13%	4.00%	4.76%	5.88%	3.85%	5.77%	8.06%	1.96%		4.85%	
% Prisoner guilty, positive equivalents	1.54%	3.85%	8.00%	0.00%	2.00%	1.59%	0.00%	1.92%	3.85%	8.06%	5.88%		3.34%	
% Total prisoner fails	7.69%	9.62%	12.00%	3.13%	6.00%	6.35%	5.88%	5.77%	9.62%	14.52%	7.84%		8.04%	
% No test without valid reason	0.00%	0.00%	0.00%	0.00%	0.00%	0.00%	0.00%	1.92%	0.00%	0.00%	0.00%		0.17%	
Random General Benchmark 8.00%	8.00%	8.00%	8.00%	8.00%	8.00%	8.00%	8.00%	8.00%	8.00%	8.00%	8.00%	8.00%	YTD	
% Failures for SDO	7.69%	9.62%	12.00%	3.13%	6.00%	6.35%	5.88%	7.69%	9.62%	16.13%	7.84%		8.33%	



## Barwon - Drugs Identified Through Testing by Drug Type – Monthly &amp; 2018-2019

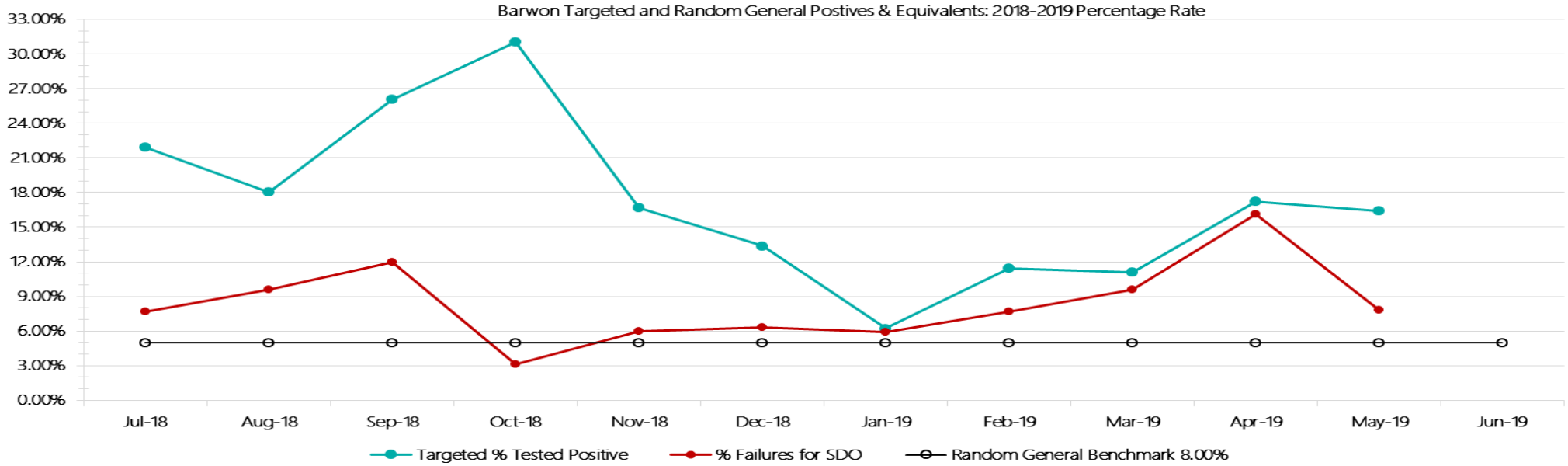
Barwon	Amphetamines	Methamphetamines	Cocaine	Opiates	Benzodiazepines	Cannabinoids	Ethanol**	Metadone	ADP*	APS*	Steroids**	Buprenorphine	NOA*	Total
Jul-18	2	0	0	0	0	0	0	0	0	0	0	29	0	31
Aug-18	0	0	0	2	0	0	0	0	0	0	0	17	0	19
Sep-18	5	0	0	0	0	0	0	0	0	0	0	14	0	19
Oct-18	0	0	0	0	0	0	0	0	0	0	0	23	0	23
Nov-18	1	0	1	0	0	0	0	0	0	0	0	20	0	22
Dec-18	2	0	0	1	0	0	0	1	0	0	0	14	0	18
Jan-19	0	0	0	0	0	0	0	0	0	0	0	5	0	5
Feb-19	1	0	0	0	0	0	0	0	0	0	0	12	0	13
Mar-19	0	0	0	0	0	0	0	0	0	0	0	9	0	9
Apr-19	2	2	0	0	0	0	0	0	0	0	0	21	0	25
May-19	2	2	0	0	0	0	0	1	0	0	0	18	0	23
Jun-19														
Barwon YTD	15	4	1	3	0	0	0	2	0	0	0	182	0	207
All Prisons YTD	333	85	1	67	63	36	5	45	40	23	0	1654	4	2356
Barwon % of Total	4.50%	4.71%	100.00%	4.48%	0.00%	0.00%	0.00%	4.44%	0.00%	0.00%	0.00%	11.00%	0.00%	8.79%

*Barwon Seizures of Contraband: Visitors & Prisoners – Monthly & 2018-2019*

Visitors	GVM		Powder & Crystal		Synthetic (Suspected)		Prescription Medication		Buprenorphine		Alcohol/Home Brew		Syringes & Needles		Smoking Paraphernalia		Edged Weapons		Electronic Devices		Tools		Other	
	Finds	Gms	Finds	Gms	Finds	Gms	Finds	Qty	Finds	Qty	Finds	Ltrs	Finds	Qty	Finds	Qty	Finds	Qty	Finds	Qty	Finds	Qty	Finds	Qty
Jul-18	0	0.00	0	0.00	0	0.00	0	0.00	0	0.00	0	0.000	0	0	0	0	0	0	0	0	0	0	0	0
Aug-18	0	0.00	0	0.00	0	0.00	0	0.00	0	0.00	0	0.000	0	0	0	0	0	0	0	0	0	0	0	0
Sep-18	0	0.00	0	0.00	0	0.00	0	0.00	0	0.00	0	0.000	0	0	0	0	0	0	0	0	0	0	0	0
Oct-18	0	0.00	0	0.00	0	0.00	0	0.00	0	0.00	0	0.000	0	0	0	0	0	0	0	0	0	0	0	0
Nov-18	0	0.00	0	0.00	0	0.00	0	0.00	0	0.00	0	0.000	0	0	0	0	0	0	0	0	0	0	0	0
Dec-18	0	0.00	2	10.30	0	0.00	0	0.00	0	0.00	0	0.000	0	0	1	1	0	0	0	0	0	0	1	4
Jan-19	0	0.00	0	0.00	0	0.00	0	0.00	0	0.00	0	0.000	0	0	0	0	0	0	0	0	0	0	0	0
Feb-19	0	0.00	0	0.00	0	0.00	0	0.00	1	27.00	0	0.000	0	0	1	11	0	0	0	0	0	0	0	0
Mar-19	0	0.00	3	2.30	0	0.00	5	22	1	15.00	0	0.000	0	0	1	1	0	0	0	0	0	0	0	0
Apr-19	0	0.00	0	0.00	0	0.00	0	0.00	0	0.00	0	0.000	0	0	0	0	0	0	0	0	0	0	0	0
May-19	0	0.00	0	0.00	0	0.00	0	0.00	0	0.00	0	0.000	0	0	0	0	0	0	0	0	0	0	1	2
Jun-19																								
<b>Total</b>	<b>0</b>	<b>0.00</b>	<b>5</b>	<b>12.60</b>	<b>0</b>	<b>0.00</b>	<b>5</b>	<b>22</b>	<b>2</b>	<b>42.00</b>	<b>0</b>	<b>0.000</b>	<b>0</b>	<b>0</b>	<b>3</b>	<b>13</b>	<b>0</b>	<b>0</b>	<b>0</b>	<b>0</b>	<b>0</b>	<b>0</b>	<b>2</b>	<b>6</b>

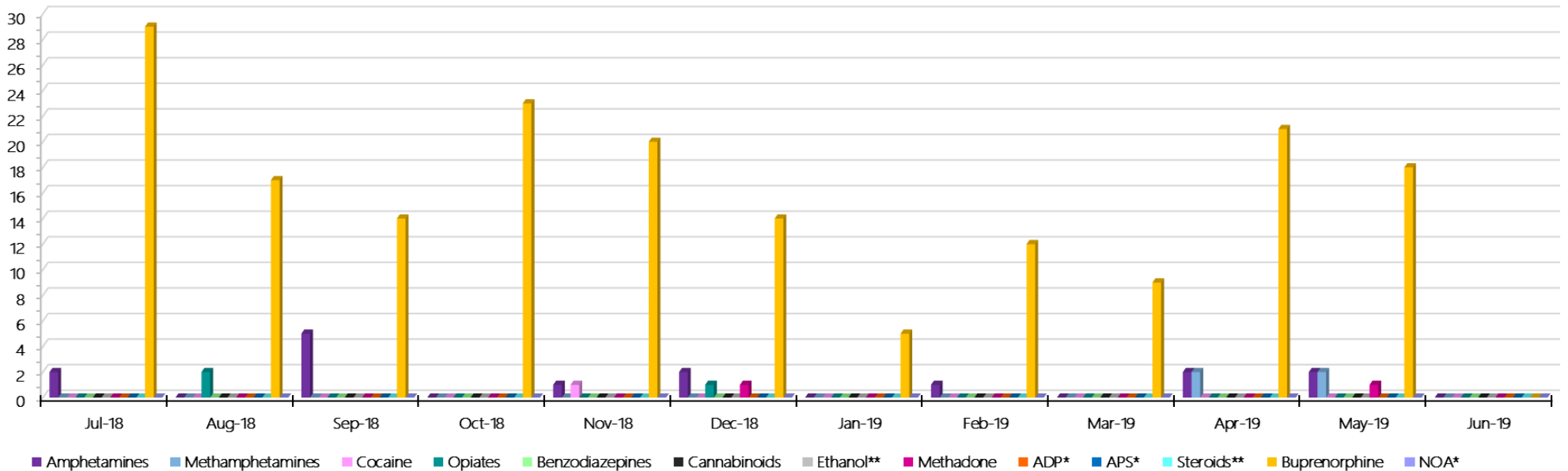
Prisoners	GVM		Powder & Crystal		Synthetic (Suspected)		Prescription Medication		Buprenorphine		Alcohol & Home Brew		Syringes & Needles		Smoking Paraphernalia		Edged Weapons		Electronic Devices		Tools		Other	
	Finds	Gms	Finds	Gms	Finds	Gms	Finds	Qty	Finds	Qty	Finds	Ltrs	Finds	Qty	Finds	Qty	Finds	Qty	Finds	Qty	Finds	Qty	Finds	Qty
Jul-18	0	0.00	2	2.30	0	0.00	9	15.50	13	9.30	2	6.500	0	0	4	4	5	5	1	5	5	10	6	7
Aug-18	0	0.00	2	0.80	0	0.00	7	10.60	6	2.10	3	15.500	1	1	3	4	8	10	1	1	0	0	7	8
Sep-18	0	0.00	1	0.01	0	0.00	3	2.50	7	1.40	3	20.000	3	5	2	3	3	5	0	0	0	0	8	8
Oct-18	0	0.00	4	1.11	0	0.00	5	3.50	14	103.60	0	0.000	4	5	1	1	7	13	0	0	2	2	7	10
Nov-18	0	0.00	0	0.00	0	0.00	1	3.00	5	1.10	3	8.500	0	0	4	6	9	11	0	0	1	2	4	5
Dec-18	0	0.00	0	0.00	0	0.00	3	9.00	9	11.10	3	11.000	2	2	0	0	7	15	1	4	5	16	6	6
Jan-19	0	0.00	1	1.20	0	0.00	9	54.40	6	16.00	5	18.000	3	4	1	1	5	5	0	0	0	0	5	8
Feb-19	1	1.10	0	0.00	0	0.00	5	3.75	1	4.00	7	6.600	2	2	0	0	13	18	0	0	1	1	6	10
Mar-19	0	0.00	3	5.10	0	0.00	4	11.50	6	12.30	5	10.000	3	3	3	3	6	13	3	6	3	5	4	5
Apr-19	0	0.00	1	0.01	0	0.00	7	20.00	7	7.70	1	4.500	1	1	5	10	8	11	2	2	3	6	7	8
May-19	0	0.00	0	0.00	0	0.00	4	6.50	7	12.30	0	0.000	2	2	1	3	5	6	3	5	0	0	1	1
Jun-19																								
<b>Total</b>	<b>1</b>	<b>1.10</b>	<b>14</b>	<b>10.53</b>	<b>0</b>	<b>0.00</b>	<b>57</b>	<b>140.25</b>	<b>81</b>	<b>180.90</b>	<b>32</b>	<b>100.600</b>	<b>21</b>	<b>25</b>	<b>24</b>	<b>35</b>	<b>76</b>	<b>112</b>	<b>11</b>	<b>23</b>	<b>20</b>	<b>42</b>	<b>61</b>	<b>76</b>

### Barwon Targeted and Random General Drug Test Positives & Equivalents - 2018-2019



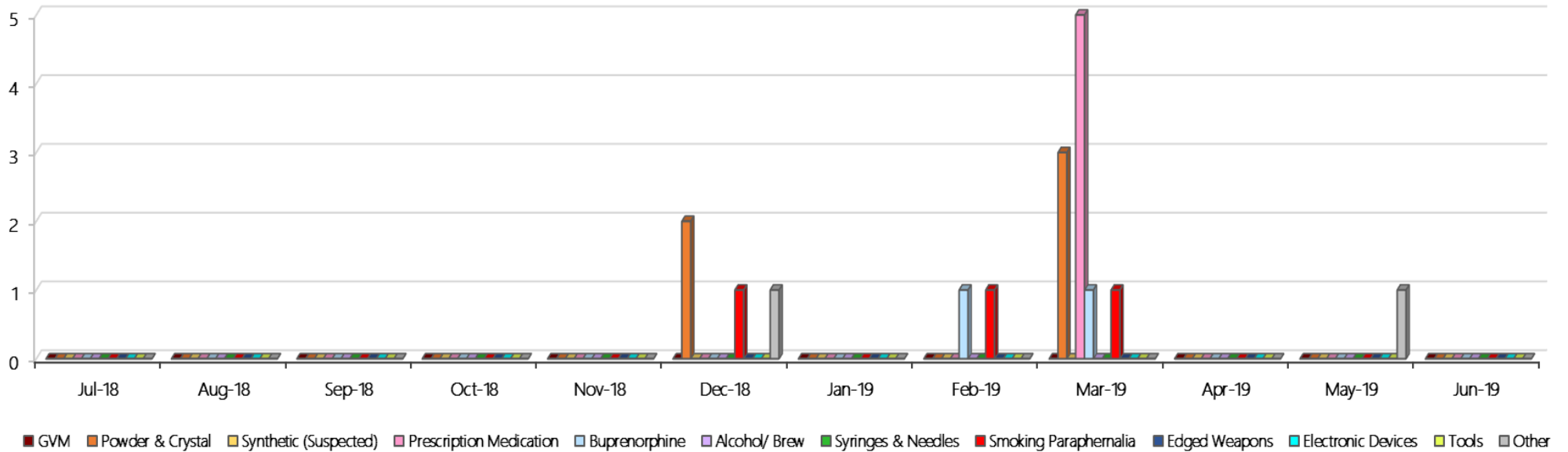
### Barwon Positive Drug Test Results by Drug Type - 2018-2019

Barwon Positive Test Results By Drug Type: 2018-2019



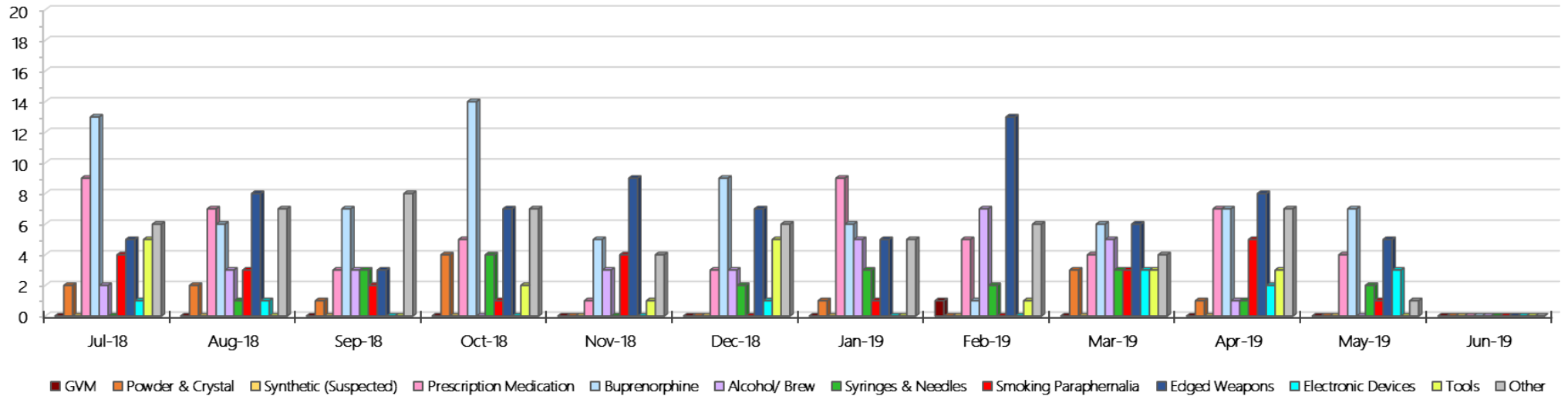
### Barwon Count of Visitor Seizures Finds – Monthly 2018-2019

Barwon Count of Visitor Seizure Finds - Monthly 2018-2019



### Barwon Count of Prisoner Seizure Finds – Monthly 2018-2019

Barwon Count of Prisoner Seizure Finds - Monthly 2018-2019



## Melbourne Assessment Prison

### Targeted and Random General Drug Test Results: 2018-2019

Melbourne Assessment Prison	Jul-18	Aug-18	Sep-18	Oct-18	Nov-18	Dec-18	Jan-19	Feb-19	Mar-19	Apr-19	May-19	Jun-19	Average	Totals
Effective Sample - Targeted	43	63	55	43	110	85	89	63	91	86	92		75	820
Targeted Positives	5	2	6	4	10	3	9	5	6	7	6		6	63
Refusal	0	0	3	1	1	2	0	2	1	2	0		1	12
Unable	0	2	1	0	3	1	0	0	0	1	2		1	10
Interfered	0	0	0	0	0	0	0	0	0	0	0		0	0
Adulterated	0	0	0	0	0	0	0	0	0	0	0		0	0
Targeted % Tested Positive	11.63%	6.35%	18.18%	11.63%	12.73%	7.06%	10.11%	11.11%	7.69%	11.63%	8.70%		10.37%	10.37%
Awaiting / Pending Results	0	0	0	0	0	0	0	0	0	0	4		0	4
Targeted Residual	1	0	0	0	1	0	0	0	0	0	0		0	2
Random tests collected	35	27	27	33	23	33	25	21	24	31	23		27	302
Tested Positive	1	1	1	1	0	1	0	2	0	0	0		1	7
Refusal (guilty)	0	0	2	2	0	0	0	0	0	1	0		0	5
Unable (not guilty)	0	0	0	0	0	1	0	0	1	0	0		0	2
Unable (guilty)	1	0	0	1	0	0	1	0	0	0	0		0	3
Interfered (guilty)	0	0	0	0	0	0	0	0	0	0	0		0	0
No test (valid reason)	3	5	4	8	6	5	6	8	7	6	7		6	65
No test (no valid reason)	0	0	0	0	0	0	0	0	0	0	0		0	0
Adulterated	0	0	0	0	0	0	0	0	0	0	0		0	0
Awaiting / Pending Results	0	0	0	0	0	0	0	0	0	0	0		0	0
Random Residual (PIMS URAR030)	0	0	0	0	0	0	0	0	0	0	0		0	0
Effective Sample - Random General	36	27	29	36	23	33	26	21	24	32	23		28	310
% Tested positive	2.78%	3.70%	3.45%	2.78%	0.00%	3.03%	0.00%	9.52%	0.00%	0.00%	0.00%		2.30%	
% Prisoner guilty, positive equivalents	2.78%	0.00%	6.90%	8.33%	0.00%	0.00%	3.85%	0.00%	0.00%	3.13%	0.00%		2.27%	
% Total prisoner fails	5.56%	3.70%	10.34%	11.11%	0.00%	3.03%	3.85%	9.52%	0.00%	3.13%	0.00%		4.57%	
% No test without valid reason	0.00%	0.00%	0.00%	0.00%	0.00%	0.00%	0.00%	0.00%	0.00%	0.00%	0.00%		0.00%	
Random General Benchmark 8.00%	8.00%	8.00%	8.00%	8.00%	8.00%	8.00%	8.00%	8.00%	8.00%	8.00%	8.00%	8.00%	YTD	
% Failures for SDO	5.56%	3.70%	10.34%	11.11%	0.00%	3.03%	3.85%	9.52%	0.00%	3.13%	0.00%		4.84%	

## Melbourne Assessment Prison - Drugs Identified Through Testing by Drug Type – Monthly &amp; 2018-2019

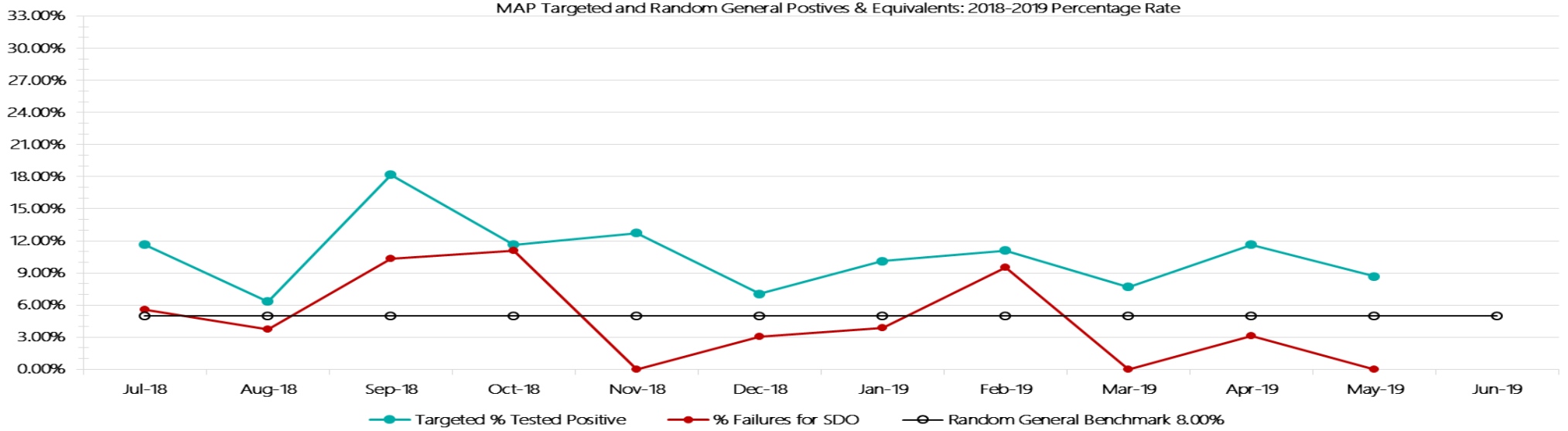
MAP	Amphetamines	Methamphetamines	Cocaine	Opiates	Benzodiazepines	Cannabinoids	Ethanol**	Methodone	ADP*	APS*	Steroids**	Buprenorphine	NOA*	Total
Jul-18	2	0	0	0	1	1	0	0	0	0	0	5	0	9
Aug-18	0	0	0	1	0	1	0	0	0	0	0	1	0	3
Sep-18	3	0	0	1	0	1	0	0	0	0	0	3	0	8
Oct-18	4	0	0	0	1	0	0	0	0	0	0	2	0	7
Nov-18	3	0	0	1	0	1	0	0	0	0	0	7	0	12
Dec-18	1	0	0	2	0	1	0	0	0	0	0	2	0	6
Jan-19	3	0	0	0	2	0	0	0	0	0	0	6	0	11
Feb-19	2	1	0	0	1	0	0	0	0	0	0	3	0	7
Mar-19	0	0	0	0	2	0	0	0	0	0	0	6	0	8
Apr-19	0	0	0	2	0	1	0	0	0	0	0	5	0	8
May-19	3	4	0	0	0	0	0	0	0	0	0	3	0	10
Jun-19														
MAP YTD	21	5	0	7	7	6	0	0	0	0	0	43	0	89
All Prisons YTD	333	85	1	67	63	36	5	45	40	23	0	1654	4	2356
MAP % of Total	6.31%	5.88%	0.00%	10.45%	11.11%	16.67%	0.00%	0.00%	0.00%	0.00%	0.00%	2.60%	0.00%	3.78%

Melbourne Assessment Prison Seizures of Contraband: Visitors & Prisoners – Monthly & 2018-2019

Visitors	GVM		Powder & Crystal		Synthetic (Suspected)		Prescription Medication		Buprenorphine		Alcohol & Home Brew		Syringes & Needles		Smoking Paraphernalia		Edged Weapons		Electronic Devices		Tools		Other	
	Finds	Gms	Finds	Gms	Finds	Gms	Finds	Qty	Finds	Qty	Finds	Ltrs	Finds	Qty	Finds	Qty	Finds	Qty	Finds	Qty	Finds	Qty	Finds	Qty
MAP																								
Jul-18	0	0.00	0	0.00	0	0.00	1	2.00	0	0.00	0	0.000	0	0	0	0	0	0	0	0	0	0	0	0
Aug-18	0	0.00	0	0.00	0	0.00	1	10.00	0	0.00	0	0.000	0	0	0	0	0	0	0	0	0	0	0	0
Sep-18	0	0.00	0	0.00	0	0.00	0	0.00	0	0.00	0	0.000	0	0	0	0	0	0	0	0	0	0	0	0
Oct-18	0	0.00	0	0.00	0	0.00	0	0.00	0	0.00	0	0.000	0	0	0	0	0	0	0	0	0	0	0	0
Nov-18	0	0.00	0	0.00	0	0.00	0	0.00	0	0.00	0	0.000	0	0	0	0	0	0	0	0	0	0	0	0
Dec-18	0	0.00	0	0.00	0	0.00	0	0.00	0	0.00	0	0.000	0	0	0	0	0	0	0	0	0	0	0	0
Jan-19	0	0.00	0	0.00	0	0.00	0	0.00	0	0.00	0	0.000	0	0	0	0	0	0	0	0	0	0	0	0
Feb-19	0	0.00	0	0.00	0	0.00	0	0.00	0	0.00	0	0.000	0	0	0	0	0	0	0	0	0	0	0	0
Mar-19	0	0.00	0	0.00	0	0.00	0	0.00	0	0.00	0	0.000	0	0	0	0	0	0	0	0	0	0	0	0
Apr-19	0	0.00	0	0.00	0	0.00	0	0.00	0	0.00	0	0.000	0	0	0	0	0	0	0	0	0	0	0	0
May-19	0	0.00	0	0.00	0	0.00	0	0.00	0	0.00	0	0.000	0	0	0	0	0	0	0	0	0	0	0	0
Jun-19																								
Total	0	0.00	0	0.00	0	0.00	2	12.00	0	0.00	0	0.000	0	0	0	0	0	0	0	0	0	0	0	0

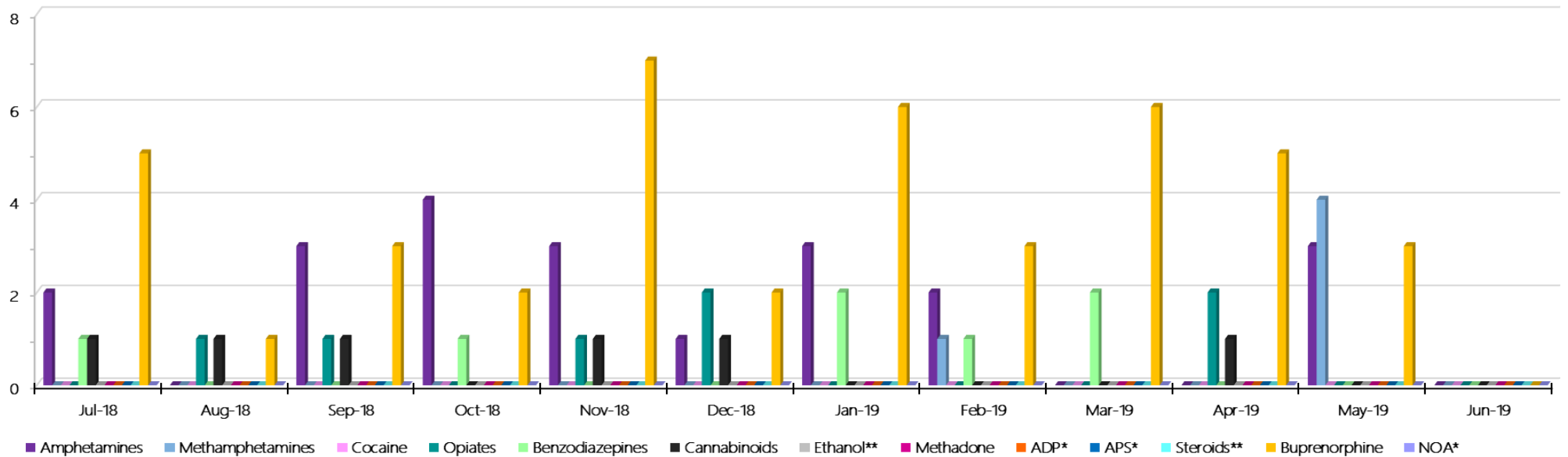
Prisoners	GVM		Powder & Crystal		Synthetic (Suspected)		Prescription Medication		Buprenorphine		Alcohol & Home Brew		Syringes & Needles		Smoking Paraphernalia		Edged Weapons		Electronic Devices		Tools		Other	
	Finds	Gms	Finds	Gms	Finds	Gms	Finds	Qty	Finds	Qty	Finds	Ltrs	Finds	Qty	Finds	Qty	Finds	Qty	Finds	Qty	Finds	Qty	Finds	Qty
MAP																								
Jul-18	0	0.00	2	4.50	0	0.00	3	4.50	0	0.00	0	0.000	1	30	2	6	1	5	0	0	1	1	1	1
Aug-18	0	0.00	5	5.10	0	0.00	5	16.00	0	0.00	0	0.000	1	1	4	5	1	1	0	0	0	0	2	3
Sep-18	2	13.53	3	1.05	0	0.00	3	6.00	1	0.80	0	0.000	1	1	2	4	0	0	0	0	0	0	4	8
Oct-18	0	0.00	0	0.00	0	0.00	10	29.50	0	0.00	0	0.000	0	0	4	7	1	2	1	1	0	0	1	2
Nov-18	2	0.06	4	11.96	0	0.00	3	12.50	3	1.80	0	0.000	2	2	2	5	1	1	1	1	1	2	2	4
Dec-18	2	1.60	2	2.70	0	0.00	6	10.50	2	5.00	1	0.200	3	3	1	3	1	1	1	1	0	0	0	0
Jan-19	2	1.90	2	5.56	0	0.00	6	7.25	3	10.50	0	0.000	1	1	3	4	1	1	2	2	5	5	1	1
Feb-19	2	1.25	1	0.45	1	1.00	2	0.75	5	8.20	0	0.000	0	0	2	5	1	1	1	1	0	0	0	0
Mar-19	0	0.00	1	0.41	0	0.00	0	0.00	5	1.60	0	0.000	1	1	0	0	0	0	0	0	0	0	0	0
Apr-19	1	0.20	1	3.20	1	1.00	2	9.00	3	5.30	0	0.000	0	0	2	2	1	1	0	0	0	0	0	0
May-19	1	2.00	2	2.00	0	0.00	5	22.50	12	38.50	0	0.000	1	1	3	4	1	1	1	1	2	2	2	8
Jun-19																								
Total	12	20.5	23	36.93	2	2.00	45	118.50	34	71.70	1	0.200	11	40	25	45	9	14	7	7	9	10	13	27

### Melbourne Assessment Prison Targeted and Random General Urinalysis Positives & Equivalents - 2018-2019



### Melbourne Assessment Prison Positive Test Results by Drug Type - 2018-2019

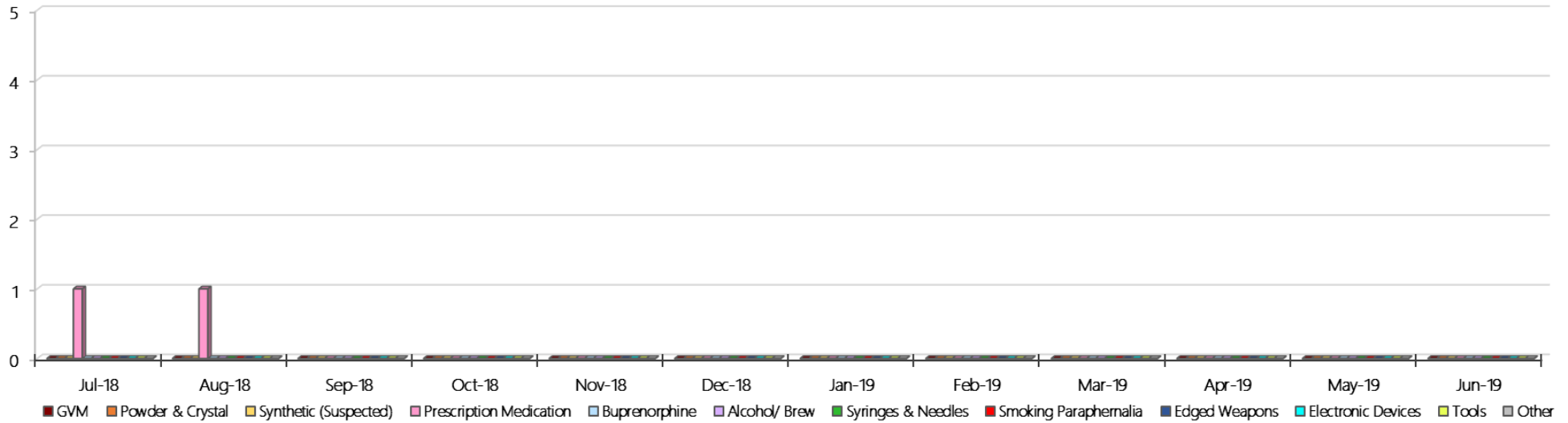
MAP Positive Test Results By Drug Type: 2018-2019





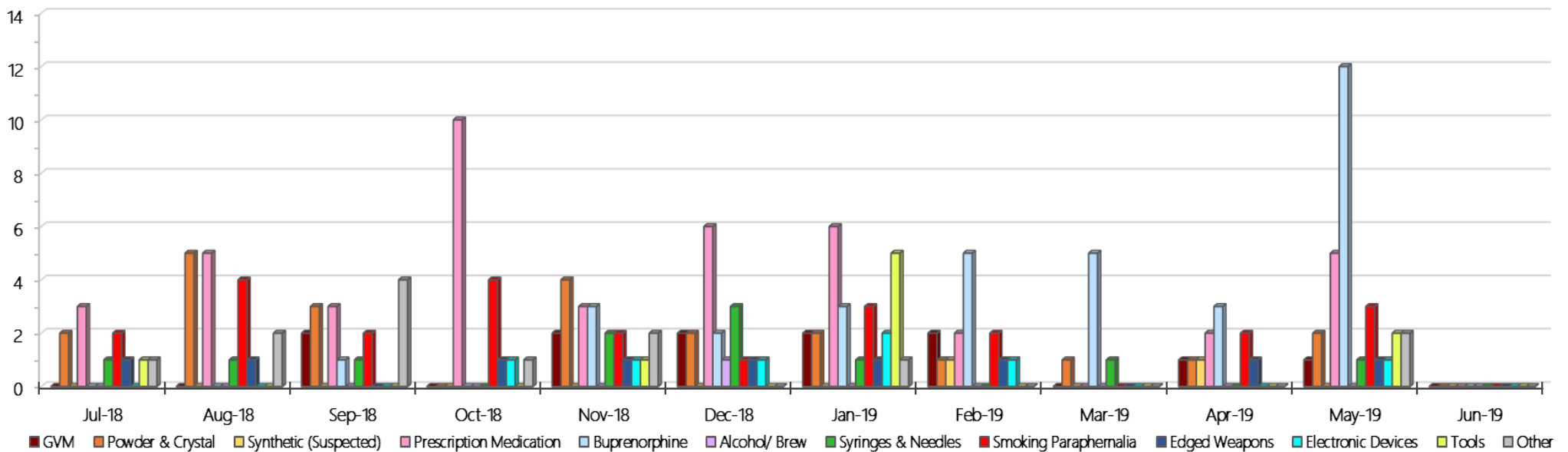
### Melbourne Assessment Prison Count of Visitor Seizure Finds – Monthly 2018-2019

MAP Count of Visitor Seizure Finds - Monthly 2018-2019



### Melbourne Assessment Prison Count of Prisoner Seizure Finds – Monthly 2018-2019

MAP Count of Prisoner Seizure Finds - Monthly 2018-2019



## Metropolitan Remand Centre

### Targeted and Random General Drug Test Results: 2018-2019

Metropolitan Remand Centre	Jul-18	Aug-18	Sep-18	Oct-18	Nov-18	Dec-18	Jan-19	Feb-19	Mar-19	Apr-19	May-19	Jun-19	Average	Totals
Effective Sample - Targeted	133	181	121	72	160	184	128	171	98	67	121		131	1436
Targeted Positives	8	20	13	10	23	20	20	34	15	7	17		17	187
Refusal	0	5	5	0	0	1	1	0	1	0	3		1	16
Unable	1	2	2	1	1	7	1	3	1	5	2		2	26
Interfered	0	0	0	0	0	0	0	0	0	0	1		0	1
Adulterated	0	2	0	0	0	0	0	0	0	0	0		0	2
Targeted % Tested Positive	6.77%	16.02%	16.53%	15.28%	15.00%	15.22%	17.19%	21.64%	17.35%	17.91%	19.01%		16.16%	16.16%
Awaiting / Pending Results	0	0	0	0	0	0	0	0	0	0	0		0	0
Targeted Residual	0	1	1	0	1	0	4	1	2	0	3		1	13
Random tests collected	128	108	98	124	106	117	103	104	68	125	103		108	1184
Tested Positive	9	5	2	5	4	7	8	14	2	9	13		7	78
Refusal (guilty)	0	0	1	2	0	0	1	0	0	1	0		0	5
Unable (not guilty)	0	0	0	0	0	0	0	0	0	0	0		0	0
Unable (guilty)	3	1	2	1	0	3	0	2	1	2	2		2	17
Interfered (guilty)	0	0	0	0	0	0	0	0	0	0	0		0	0
No test (valid reason)	4	6	12	14	3	7	5	7	42	7	7		10	114
No test (no valid reason)	0	0	0	0	0	0	0	0	0	0	0		0	0
Adulterated	0	0	0	0	0	0	0	0	0	0	0		0	0
Awaiting / Pending Results	0	0	0	0	0	0	0	0	0	0	0		0	0
Random Residual (PIMS URAR030)	1	0	0	0	0	0	1	1	0	0	0			3
Effective Sample - Random General	131	109	101	127	106	120	104	106	69	128	105		110	1206
% Tested positive	6.87%	4.59%	1.98%	3.94%	3.77%	5.83%	7.69%	13.21%	2.90%	7.03%	12.38%		6.38%	
% Prisoner guilty, positive equivalents	2.29%	0.92%	2.97%	2.36%	0.00%	2.50%	0.96%	1.89%	1.45%	2.34%	1.90%		1.78%	
% Total prisoner fails	9.16%	5.50%	4.95%	6.30%	3.77%	8.33%	8.65%	15.09%	4.35%	9.38%	14.29%		8.16%	
% No test without valid reason	0.00%	0.00%	0.00%	0.00%	0.00%	0.00%	0.00%	0.00%	0.00%	0.00%	0.00%		0.00%	
Random General Benchmark 7.00%	7.00%	7.00%	7.00%	7.00%	7.00%	7.00%	7.00%	7.00%	7.00%	7.00%	7.00%	7.00%	YTD	
% Failures for SDO	9.16%	5.50%	4.95%	6.30%	3.77%	8.33%	8.65%	15.09%	4.35%	9.38%	14.29%		7.72%	

## Metropolitan Remand Centre - Drugs Identified Through Testing by Drug Type – Monthly &amp; 2018-2019

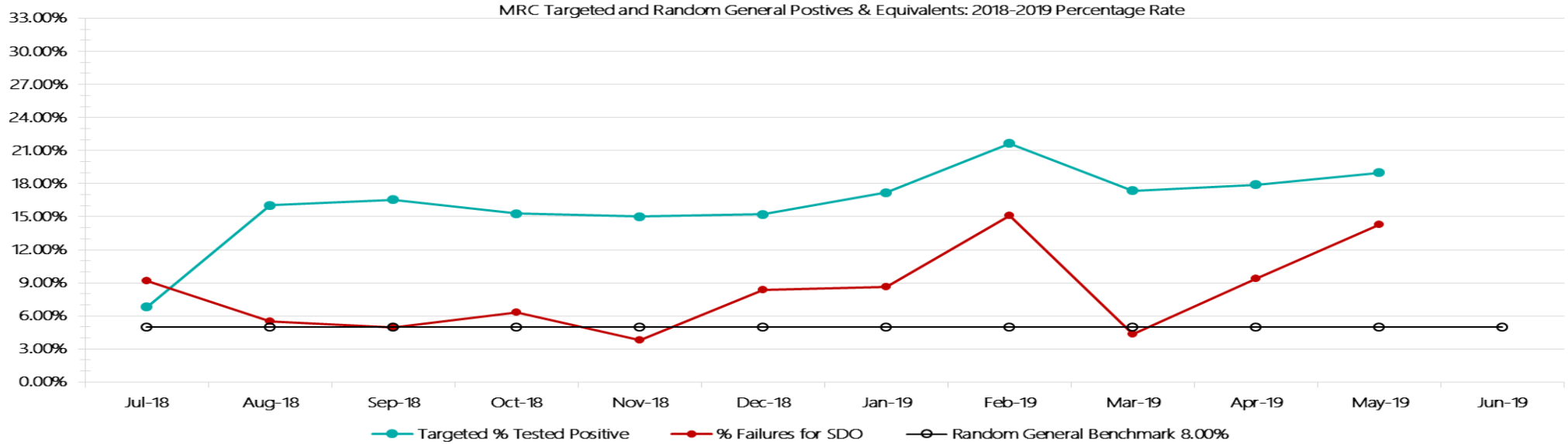
MRC	Amphetamines	Methamphetamines	Cocaine	Opiates	Benzodiazepines	Cannabinoids	Ethanol**	Methadone	ADP*	APS*	Steroids**	Buprenorphine	NOA*	Total
Jul-18	7	0	0	1	2	0	0	0	0	0	0	22	0	32
Aug-18	11	0	0	0	1	0	0	0	0	0	0	24	0	36
Sep-18	7	0	0	0	0	0	0	0	0	0	0	11	0	18
Oct-18	7	0	0	0	0	0	0	0	0	0	0	17	0	24
Nov-18	10	0	0	0	0	2	0	0	0	0	0	25	0	37
Dec-18	6	0	0	1	0	0	0	1	0	0	0	24	0	32
Jan-19	8	0	0	2	1	0	0	0	0	0	0	32	0	43
Feb-19	5	2	0	0	0	0	0	0	0	0	0	55	0	62
Mar-19	6	7	0	0	0	0	0	0	0	0	0	15	0	28
Apr-19	7	7	0	0	0	2	0	0	0	0	0	33	0	49
May-19	3	3	0	0	0	0	0	0	0	0	0	33	0	39
Jun-19														
<b>MRC YTD</b>	<b>77</b>	<b>19</b>	<b>0</b>	<b>4</b>	<b>4</b>	<b>4</b>	<b>0</b>	<b>1</b>	<b>0</b>	<b>0</b>	<b>0</b>	<b>291</b>	<b>0</b>	<b>400</b>
<i>All Prisons YTD</i>	<i>333</i>	<i>85</i>	<i>1</i>	<i>67</i>	<i>63</i>	<i>36</i>	<i>5</i>	<i>45</i>	<i>40</i>	<i>23</i>	<i>0</i>	<i>1654</i>	<i>4</i>	<i>2356</i>
<i>MRC % of Total</i>	<i>23.12%</i>	<i>22.35%</i>	<i>0.00%</i>	<i>5.97%</i>	<i>6.35%</i>	<i>11.11%</i>	<i>0.00%</i>	<i>2.22%</i>	<i>0.00%</i>	<i>0.00%</i>	<i>0.00%</i>	<i>17.59%</i>	<i>0.00%</i>	<i>16.98%</i>

### Metropolitan Remand Centre Seizures of Contraband: Visitors & Prisoners – Monthly & 2018-2019

Visitors	GVM		Powder & Crystal		Synthetic (Suspected)		Prescription Medication		Buprenorphine		Alcohol & Home Brew		Syringes & Needles		Smoking Paraphernalia		Edged Weapons		Electronic Devices		Tools		Other	
	Finds	Gms	Finds	Gms	Finds	Gms	Finds	Qty	Finds	Qty	Finds	Ltrs	Finds	Qty	Finds	Qty	Finds	Qty	Finds	Qty	Finds	Qty	Finds	Qty
MRC																								
Jul-18	0	0.00	0	0.00	0	0.00	0	0.00	0	0.00	0	0.000	0	0	0	0	0	0	0	0	0	0	0	0
Aug-18	0	0.00	0	0.00	0	0.00	1	1.00	1	3.10	0	0.000	0	0	1	1	0	0	0	0	1	1	1	1
Sep-18	2	2.00	3	7.90	0	0.00	1	1.00	1	9.00	0	0.000	1	7	4	6	0	0	1	2	1	2	0	0
Oct-18	0	0.00	0	0.00	0	0.00	0	0.00	0	0.00	0	0.000	0	0	0	0	0	0	0	0	0	0	0	0
Nov-18	0	0.00	0	0.00	0	0.00	0	0.00	0	0.00	0	0.000	0	0	0	0	0	0	1	1	2	4	0	0
Dec-18	0	0.00	1	4.10	0	0.00	0	0.00	0	0.00	0	0.000	0	0	0	0	0	0	0	0	0	0	0	0
Jan-19	0	0.00	2	8.00	0	0.00	0	0.00	1	44.00	0	0.000	0	0	0	0	1	1	0	0	1	1	3	3
Feb-19	0	0.00	1	1.00	0	0.00	0	0.00	0	0.00	0	0.000	0	0	2	2	0	0	0	0	0	0	2	4
Mar-19	1	1.20	4	5.50	0	0.00	0	0.00	0	0.00	0	0.000	1	2	2	4	1	1	0	0	0	0	4	12
Apr-19	0	0.00	0	0.00	0	0.00	0	0.00	0	0.00	0	0.000	0	0	1	2	0	0	0	0	1	7	1	1
May-19	3	8.20	1	0.60	1	13.60	1	2.00	0	0.00	0	0.000	2	2	1	1	0	0	0	0	2	3	1	1
Jun-19																								
Total	6	11.4	12	27.10	1	13.60	3	4.00	3	56.10	0	0.000	4	11	11	16	2	2	2	3	8	18	12	22

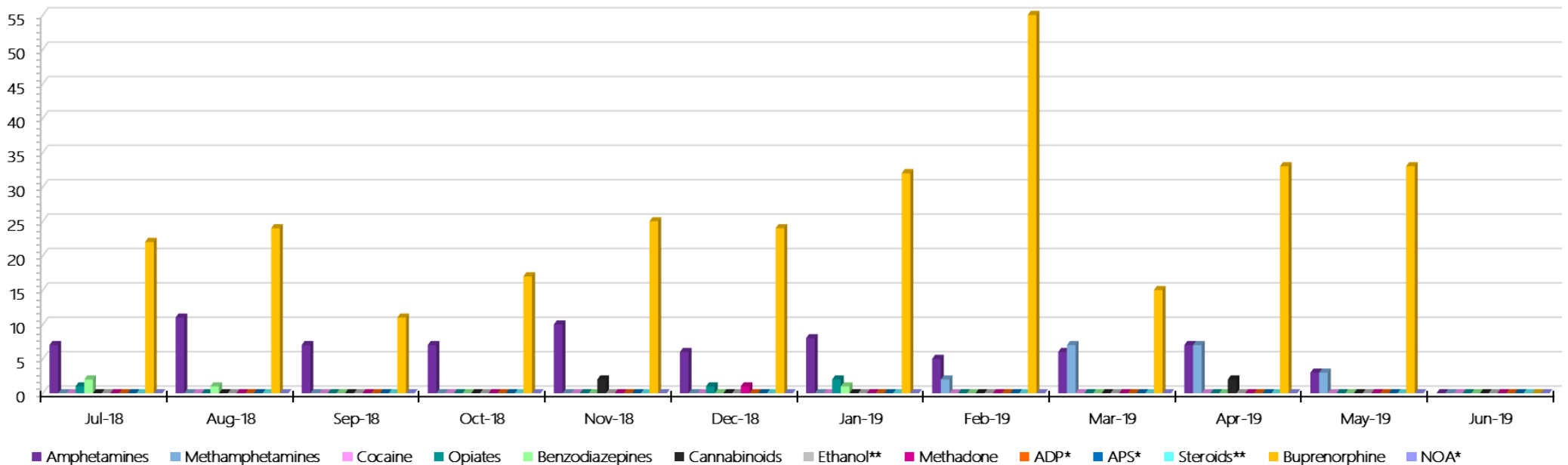
Prisoners	GVM		Powder & Crystal		Synthetic (Suspected)		Prescription Medication		Buprenorphine		Alcohol & Home Brew		Syringes & Needles		Smoking Paraphernalia		Edged Weapons		Electronic Devices		Tools		Other	
	Finds	Gms	Finds	Gms	Finds	Gms	Finds	Qty	Finds	Qty	Finds	Ltrs	Finds	Qty	Finds	Qty	Finds	Qty	Finds	Qty	Finds	Qty	Finds	Qty
MRC																								
Jul-18	0	0.00	2	0.20	0	0.00	14	22.50	6	1.70	11	12.000	0	0	25	34	18	31	5	6	24	37	25	76
Aug-18	0	0.00	7	2.60	2	8.00	16	100.50	10	14.50	8	7.700	8	8	25	39	16	19	2	2	17	35	20	45
Sep-18	0	0.00	1	1.00	0	0.00	9	43.50	8	8.00	9	9.000	5	5	19	36	12	21	2	2	24	52	6	10
Oct-18	1	1.80	5	5.00	0	0.00	14	28.50	10	11.00	3	15.000	2	2	26	80	12	16	0	0	23	41	22	29
Nov-18	1	1.00	1	0.10	0	0.00	16	22.50	5	8.50	4	5.000	2	2	14	41	13	18	0	0	17	40	34	131
Dec-18	0	0.00	1	0.05	0	0.00	17	57.50	16	43.00	6	9.000	2	5	33	56	15	16	0	0	27	73	17	79
Jan-19	0	0.00	4	20.20	1	5.50	15	27.00	20	20.20	3	3.000	5	5	10	20	19	25	0	0	29	79	24	41
Feb-19	0	0.00	4	5.90	0	0.00	17	18.75	20	13.70	3	5.300	4	6	19	44	12	14	1	1	28	81	27	42
Mar-19	0	0.00	5	7.10	0	0.00	14	28.50	13	14.70	1	1.000	0	0	20	46	12	14	1	1	0	0	27	42
Apr-19	0	0.00	0	0.00	0	0.00	8	14.00	17	11.70	3	3.000	5	5	14	23	9	12	0	0	13	33	21	37
May-19	0	0.00	0	0.00	0	0.00	14	34.50	27	19.60	3	2.600	7	8	13	19	10	11	1	1	15	48	26	39
Jun-19																								
Total	2	2.80	30	42.15	3	13.50	154	397.75	152	166.60	54	72.600	40	46	218	437	148	197	12	13	217	519	249	571

### Metropolitan Remand Centre Targeted and Random General Drug Test Positives & Equivalents - 2018-2019



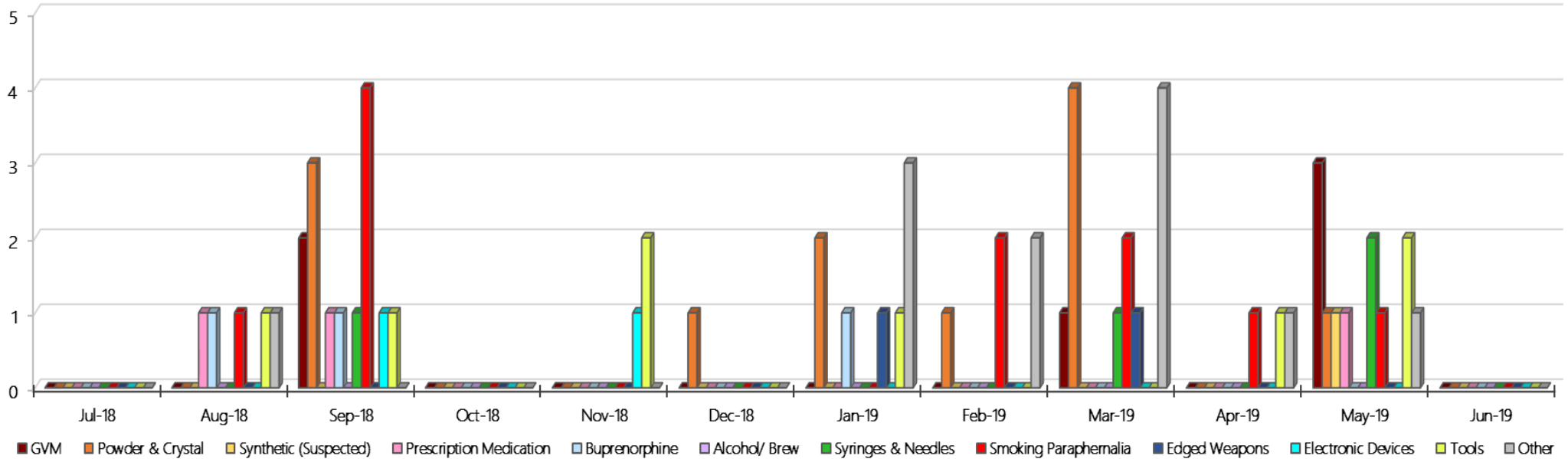
### Metropolitan Remand Centre Positive Drug Test Results by Drug Type - 2018-2019

MRC Positive Test Results By Drug Type: 2018-2019



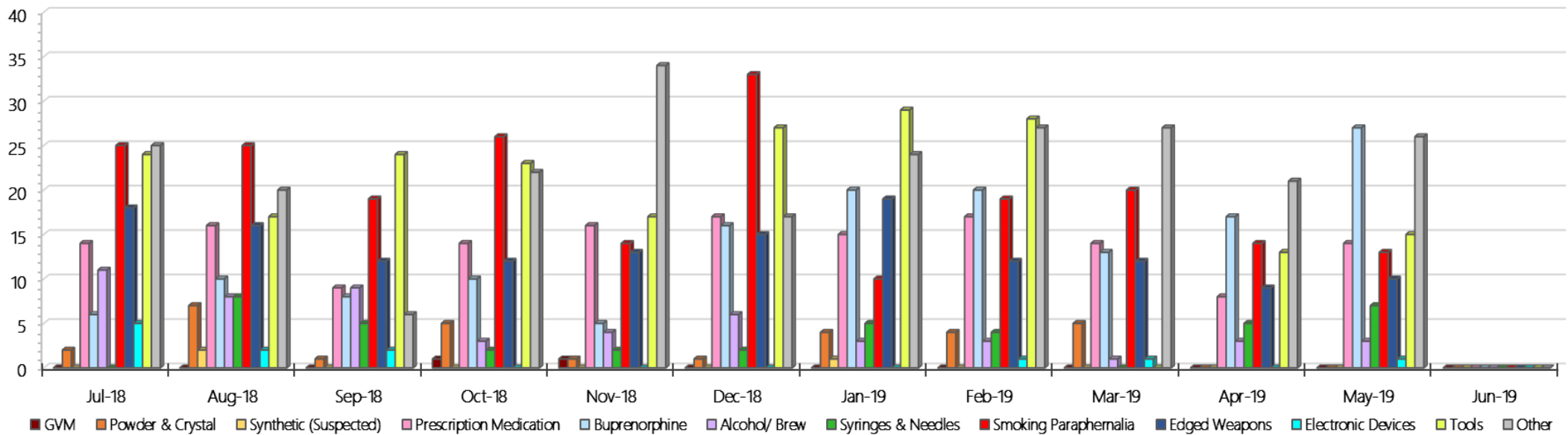
### Metropolitan Remand Centre Count of Visitor Seizure Finds – Monthly 2018-2019

MRC Count of Visitor Seizure Finds - Monthly 2018-2019



### Metropolitan Remand Centre Count of Prisoner Seizure Finds – Monthly 2018-2019

MRC Count of Prisoner Seizure Finds - Monthly 2018-2019



## Port Phillip Prison

### Targeted and Random General Drug Test Results: 2018-2019

Port Phillip Prison	Jul-18	Aug-18	Sep-18	Oct-18	Nov-18	Dec-18	Jan-19	Feb-19	Mar-19	Apr-19	May-19	Jun-19	Average	Totals
Effective Sample - Targeted	274	319	216	329	258	285	345	264	208	303	277		280	3078
Targeted Positives	19	35	18	33	17	25	20	31	24	29	23		25	274
Refusal	7	5	4	10	14	12	11	2	5	9	3		7	82
Unable	3	1	1	2	5	5	1	2	1	8	3		3	32
Interfered	0	0	0	0	0	1	0	0	0	0	0		0	1
Adulterated	1	2	0	1	1	1	0	2	2	2	0		1	12
Targeted % Tested Positive	10.95%	13.48%	10.65%	13.98%	14.34%	15.44%	9.28%	14.02%	15.38%	15.84%	10.47%		13.03%	13.03%
Awaiting / Pending Results	0	0	0	0	0	0	0	0	1	5	4		1	10
Targeted Residual	2	3	2	2	1	0	4	1	1	2	1		2	19
Random tests collected	63	56	48	60	48	56	48	50	53	64	51		54	597
Tested Positive	1	3	0	2	1	5	4	2	6	3	3		3	30
Refusal (guilty)	0	0	0	0	0	1	0	0	0	2	0		0	3
Unable (not guilty)	3	0	0	0	0	0	1	0	0	0	1		0	5
Unable (guilty)	0	0	0	1	1	0	0	0	0	0	0		0	2
Interfered (guilty)	0	0	0	0	0	0	0	0	0	0	0		0	0
No test (valid reason)	4	0	6	4	3	4	3	2	2	2	3		3	33
No test (no valid reason)	0	0	0	0	0	0	0	0	0	0	0		0	0
Adulterated	0	0	0	0	0	0	0	0	0	0	0		0	0
Awaiting / Pending Results	0	0	0	0	0	0	0	0	0	0	1		0	1
Random Residual (PIMS URAR030)	0	0	0	0	0	0	0	0	0	0	1			1
Effective Sample - Random General	63	56	48	61	49	57	48	50	53	66	51		55	602
% Tested positive	1.59%	5.36%	0.00%	3.28%	2.04%	8.77%	8.33%	4.00%	11.32%	4.55%	5.88%		5.01%	
% Prisoner guilty, positive equivalents	0.00%	0.00%	0.00%	1.64%	2.04%	1.75%	0.00%	0.00%	0.00%	3.03%	0.00%		0.77%	
% Total prisoner fails	1.59%	5.36%	0.00%	4.92%	4.08%	10.53%	8.33%	4.00%	11.32%	7.58%	5.88%		5.78%	
% No test without valid reason	0.00%	0.00%	0.00%	0.00%	0.00%	0.00%	0.00%	0.00%	0.00%	0.00%	0.00%		0.00%	
% Failures for SDO	1.59%	5.36%	0.00%	4.92%	4.08%	10.53%	8.33%	4.00%	11.32%	7.58%	5.88%		5.81%	

*Port Phillip Prison - Drugs Identified Through Testing by Drug Type – Monthly & 2018-2019*

PPP	Amphetamines	Methamphetamines	Cocaine	Opiates	Benzodiazepines	Cannabinoids	Ethanol**	Metadone	ADP*	APS*	Steroids**	Buprenorphine	NOA*	Total
Jul-18	4	0	0	3	0	0	0	1	0	0	0	22	0	30
Aug-18	5	0	0	2	0	0	0	0	0	0	0	39	0	46
Sep-18	5	0	0	0	0	0	0	0	0	0	0	24	0	29
Oct-18	3	0	0	7	2	2	0	5	0	0	0	31	0	50
Nov-18	6	0	0	2	0	0	0	5	0	0	0	16	0	29
Dec-18	9	0	0	0	2	0	0	5	0	0	0	21	0	37
Jan-19	0	0	0	1	1	0	0	6	0	0	0	19	0	27
Feb-19	1	0	0	1	0	0	0	1	0	0	0	34	0	37
Mar-19	2	5	0	2	0	0	0	2	0	0	0	38	0	49
Apr-19	3	8	0	1	3	0	0	1	0	0	0	31	0	47
May-19	2	2	0	1	0	0	0	2	0	0	0	30	0	37
Jun-19														
PPP YTD	40	15	0	20	8	2	0	28	0	0	0	305	0	418
All Prisons YTD	333	85	1	67	63	36	5	45	40	23	0	1654	4	2356
PPP % of Total	12.01%	17.65%	0.00%	29.85%	12.70%	5.56%	0.00%	62.22%	0.00%	0.00%	0.00%	18.44%	0.00%	17.74%

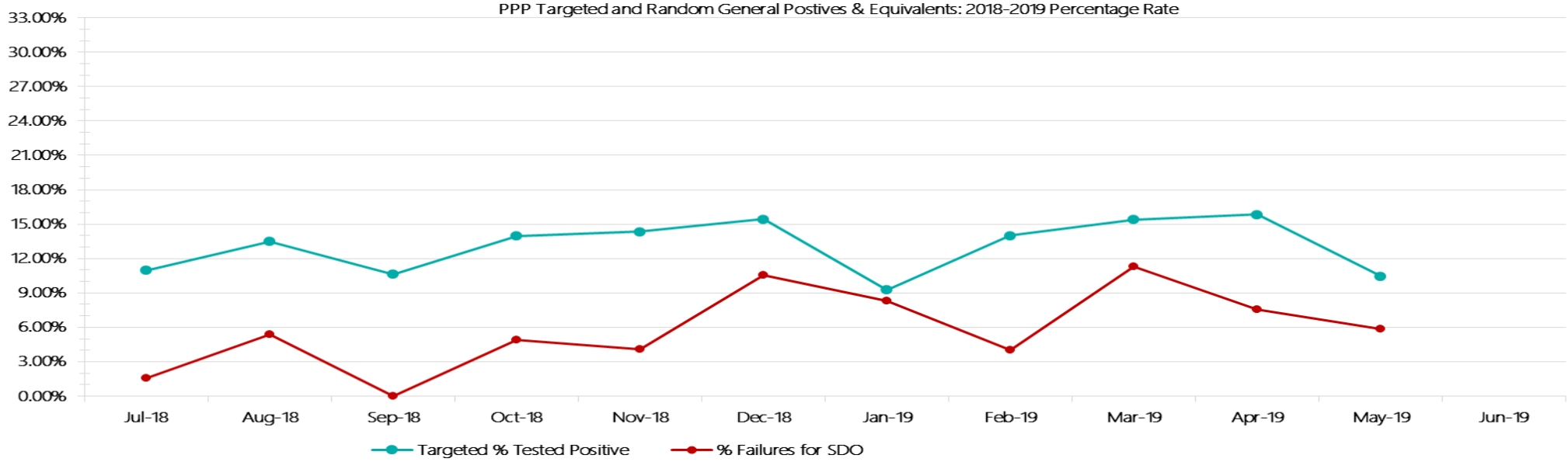


Port Phillip Prison Seizures of Contraband: Visitors & Prisoners – Monthly & 2018-2019

Visitors	GVM		Powder & Crystal		Synthetic (Suspected)		Prescription Medication		Buprenorphine		Alcohol & Home Brew		Syringes & Needles		Smoking Paraphernalia		Edged Weapons		Electronic Devices		Tools		Other	
	Findings	Gms	Findings	Gms	Findings	Gms	Findings	Qty	Findings	Qty	Findings	Ltrs	Findings	Qty	Findings	Qty	Findings	Qty	Findings	Qty	Findings	Qty	Findings	Qty
Jul-18	1	1.00	0	0.00	0	0.00	0	0.00	0	0.00	0	0.000	1	1	1	1	0	0	0	0	0	0	0	0
Aug-18	1	0.46	2	4.03	0	0.00	0	0.00	0	0.00	0	0.000	0	0	1	4	0	0	0	0	0	0	0	0
Sep-18	1	0.20	1	0.05	0	0.00	0	0.00	1	92.00	0	0.000	0	0	2	2	0	0	0	0	0	0	2	2
Oct-18	1	2.31	0	0.00	0	0.00	0	0.00	0	0.00	0	0.000	0	0	0	0	0	0	0	0	0	0	0	0
Nov-18	1	1.00	0	0.00	0	0.00	0	0.00	2	31.00	0	0.000	1	3	1	1	1	1	0	0	0	0	2	2
Dec-18	1	0.20	3	4.69	0	0.00	1	1.00	1	1.00	0	0.000	1	1	2	2	1	1	0	0	0	0	4	5
Jan-19	2	3.19	0	0.00	0	0.00	0	0.00	0	0.00	0	0.000	1	1	0	0	0	0	0	0	0	0	1	1
Feb-19	0	0.00	2	13.24	0	0.00	0	0.00	0	0.00	0	0.000	0	0	1	4	0	0	0	0	0	0	0	0
Mar-19	1	1.00	1	1.00	0	0.00	0	0.00	1	85.00	0	0.000	0	0	2	55	0	0	0	0	0	0	1	2
Apr-19	0	0.00	0	0.00	0	0.00	0	0.00	0	0.00	0	0.000	0	0	0	0	1	1	0	0	0	0	0	0
May-19	0	0.00	0	0.00	0	0.00	0	0.00	0	0.00	0	0.000	0	0	0	0	0	0	0	0	0	0	3	3
Jun-19																								
Total	9	9.36	9	23.01	0	0.00	1	1.00	5	209.00	0	0.000	4	6	10	69	3	3	0	0	0	0	13	15

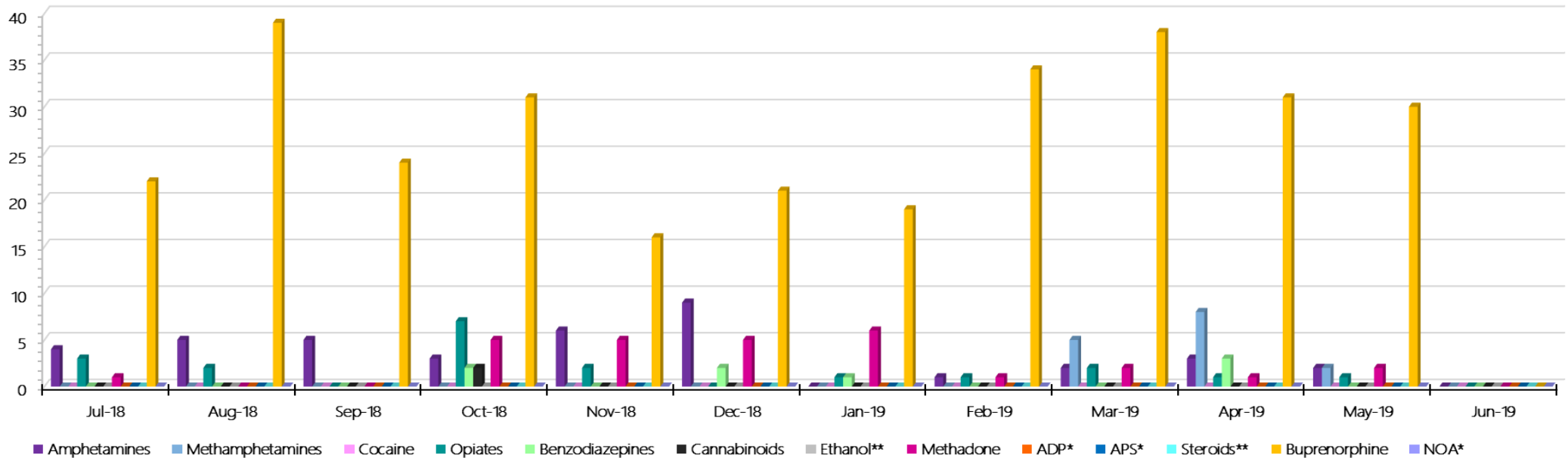
Prisoners	GVM		Powder & Crystal		Synthetic (Suspected)		Prescription Medication		Buprenorphine		Alcohol & Home Brew		Syringes & Needles		Smoking Paraphernalia		Edged Weapons		Electronic Devices		Tools		Other	
	Findings	Gms	Findings	Gms	Findings	Gms	Findings	Qty	Findings	Qty	Findings	Ltrs	Findings	Qty	Findings	Qty	Findings	Qty	Findings	Qty	Findings	Qty	Findings	Qty
Jul-18	1	0.03	1	0.50	0	0.00	10	39.00	8	10.00	1	3.000	6	6	4	7	17	17	0	0	8	12	9	11
Aug-18	1	0.06	1	1.00	0	0.00	14	85.00	6	22.00	0	0.000	8	8	3	3	12	12	0	0	4	6	7	9
Sep-18	1	0.01	0	0.00	0	0.00	14	50.00	11	24.00	4	33.300	13	14	8	29	8	8	0	0	2	3	9	20
Oct-18	0	0.00	1	1.00	0	0.00	14	39.50	13	19.20	6	52.000	8	8	8	17	10	10	0	0	0	0	5	7
Nov-18	0	0.00	2	1.40	0	0.00	10	29.00	11	16.00	0	0.000	2	1	13	31	15	22	0	0	10	11	10	10
Dec-18	1	3.33	1	3.88	0	0.00	18	38.50	17	18.90	0	0.000	2	4	2	3	9	10	1	1	3	5	9	15
Jan-19	0	0.00	2	2.00	0	0.00	12	21.00	8	3.80	3	6.000	3	3	8	9	12	12	1	1	3	3	7	14
Feb-19	0	0.00	0	0.00	0	0.00	13	28.50	13	6.50	0	0.000	10	17	6	6	14	18	1	1	3	6	14	17
Mar-19	0	0.00	0	0.00	0	0.00	12	33.00	14	23.00	1	1.000	4	4	3	1	20	24	0	0	5	8	8	12
Apr-19	1	0.07	1	1.00	0	0.00	15	46.00	7	32.60	2	3.000	5	6	1	3	13	16	3	4	0	0	7	7
May-19	0	0.00	0	0.00	0	0.00	13	51.50	8	169.00	0	0.000	7	7	2	2	13	14	2	4	4	6	8	9
Jun-19																								
Total	5	3.50	9	10.78	0	0.00	145	461.00	116	345.00	17	98.300	68	78	58	111	143	163	8	11	42	60	93	131

### Port Phillip Prison Targeted and Random General Drug Test Positives & Equivalents - 2018-2019



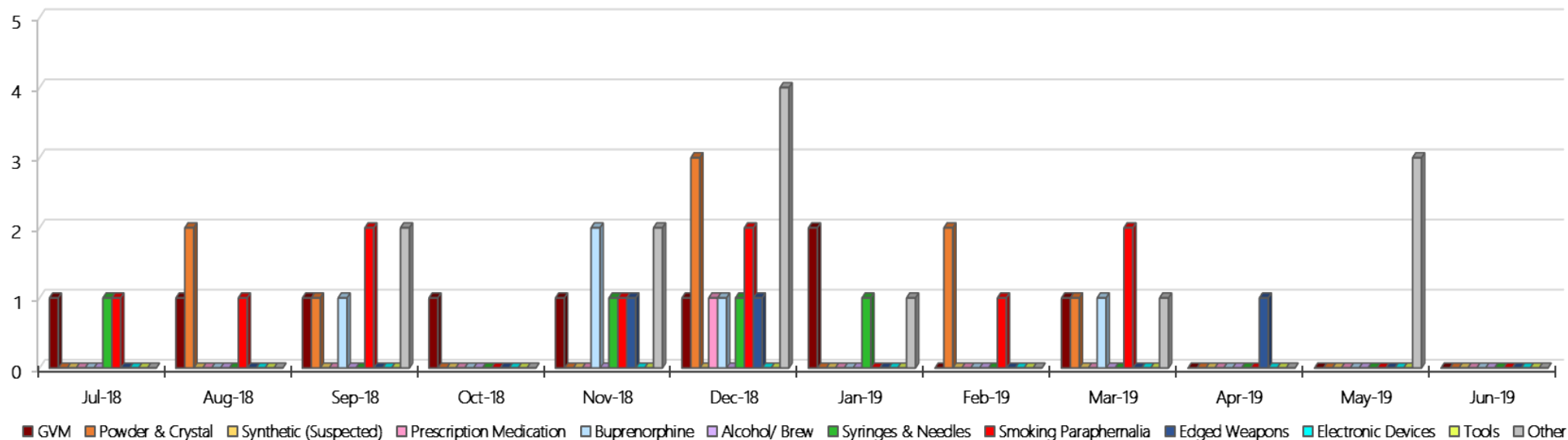
### Port Phillip Prison Positive Test Results by Drug Type - 2018-2019

PPP Positive Test Results By Drug Type: 2018-2019



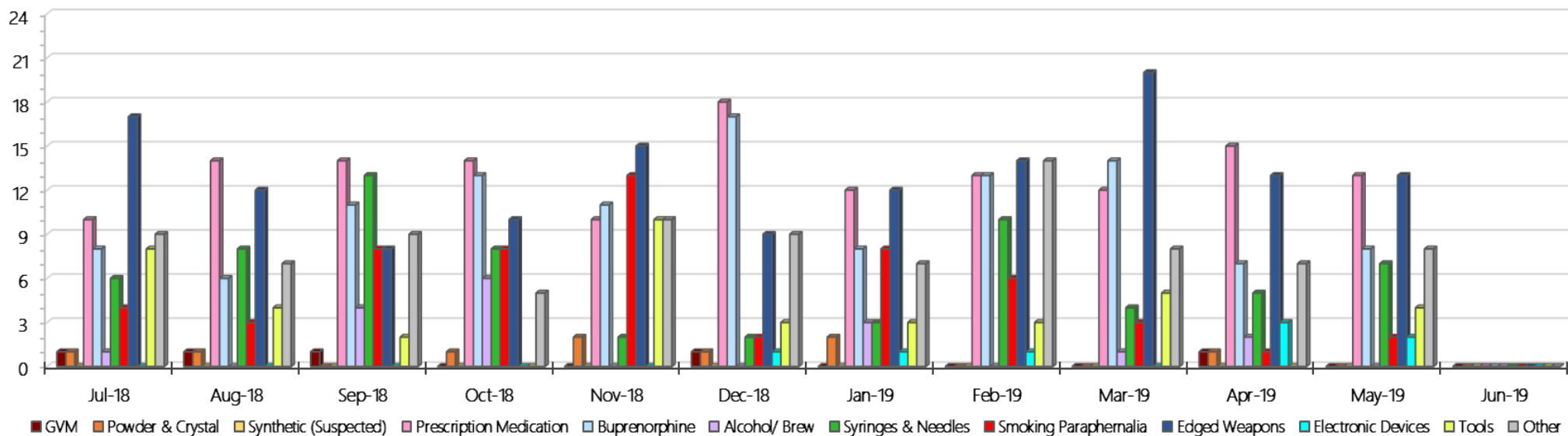
### Port Phillip Prison Count of Visitor Seizure Finds – Monthly 2018-2019

PPP Count of Visitor Seizure Finds - Monthly 2018-2019



### Port Phillip Prison Count of Prisoner Seizure Finds – Monthly 2018-2019

PPP Count of Prisoner Seizure Finds - Monthly 2018-2019



## Dame Phyllis Frost Centre

### Targeted and Random General Drug Test Results: 2018-2019

DPFC	Jul-18	Aug-18	Sep-18	Oct-18	Nov-18	Dec-18	Jan-19	Feb-19	Mar-19	Apr-19	May-19	Jun-19	Average	Totals
Effective Sample - Targeted	147	136	97	137	118	105	150	129	131	123	88		124	1361
Targeted Positives	15	12	9	29	16	17	17	7	11	16	14		15	163
Refusal	5	5	6	2	1	1	4	2	2	4	4		3	36
Unable	2	0	1	2	0	2	4	1	0	0	0		1	12
Interfered	0	0	0	0	0	0	0	0	0	0	0		0	0
Adulterated	0	0	0	0	0	0	0	0	0	0	0		0	0
Targeted % Tested Positive	14.97%	12.50%	16.49%	24.09%	14.41%	19.05%	16.67%	7.75%	9.92%	16.26%	20.45%		15.50%	15.50%
Awaiting / Pending Results	0	0	0	0	0	0	0	0	0	0	0		0	0
Targeted Residual	0	0	0	3	2	0	0	0	0	0	0		0	5
Random tests collected	76	61	60	73	57	74	60	59	61	80	66		66	727
Tested Positive	1	0	1	4	1	3	0	0	0	0	0		1	10
Refusal (guilty)	2	0	0	1	0	0	0	2	0	1	0		1	6
Unable (not guilty)	0	0	0	0	0	0	0	0	0	0	0		0	0
Unable (guilty)	0	0	0	1	1	1	2	0	1	0	0		1	6
Interfered (guilty)	0	0	0	0	0	0	0	0	0	0	0		0	0
No test (valid reason)	1	4	4	2	2	2	3	4	6	4	1		3	33
No test (no valid reason)	0	0	0	0	0	0	0	0	0	0	0		0	0
Adulterated	0	0	0	0	1	0	0	0	0	0	0		0	1
Awaiting / Pending Results	0	0	0	0	0	0	0	0	0	0	0		0	0
Random Residual (PIMS URAR030)	0	0	0	0	0	0	0	0	0	0	0		0	0
Effective Sample - Random General	78	61	60	75	58	75	62	61	62	81	66		67	739
% Tested positive	1.28%	0.00%	1.67%	5.33%	1.72%	4.00%	0.00%	0.00%	0.00%	0.00%	0.00%		1.27%	
% Prisoner guilty, positive equivalent	2.56%	0.00%	0.00%	2.67%	3.45%	1.33%	3.23%	3.28%	1.61%	1.23%	0.00%		1.76%	
% Total prisoner fails	3.85%	0.00%	1.67%	8.00%	3.45%	5.33%	3.23%	3.28%	1.61%	1.23%	0.00%		2.88%	
% No test without valid reason	0.00%	0.00%	0.00%	0.00%	0.00%	0.00%	0.00%	0.00%	0.00%	0.00%	0.00%		0.00%	
Random General Benchmark 7.25%	7.25%	7.25%	7.25%	7.25%	7.25%	7.25%	7.25%	7.25%	7.25%	7.25%	7.25%	7.25%	YTD	
% Failures for SDO	3.85%	0.00%	1.67%	8.00%	5.17%	5.33%	3.23%	3.28%	1.61%	1.23%	0.00%		3.11%	

*DPFC - Drugs Identified Through Testing by Drug Type – Monthly & 2018-2019*

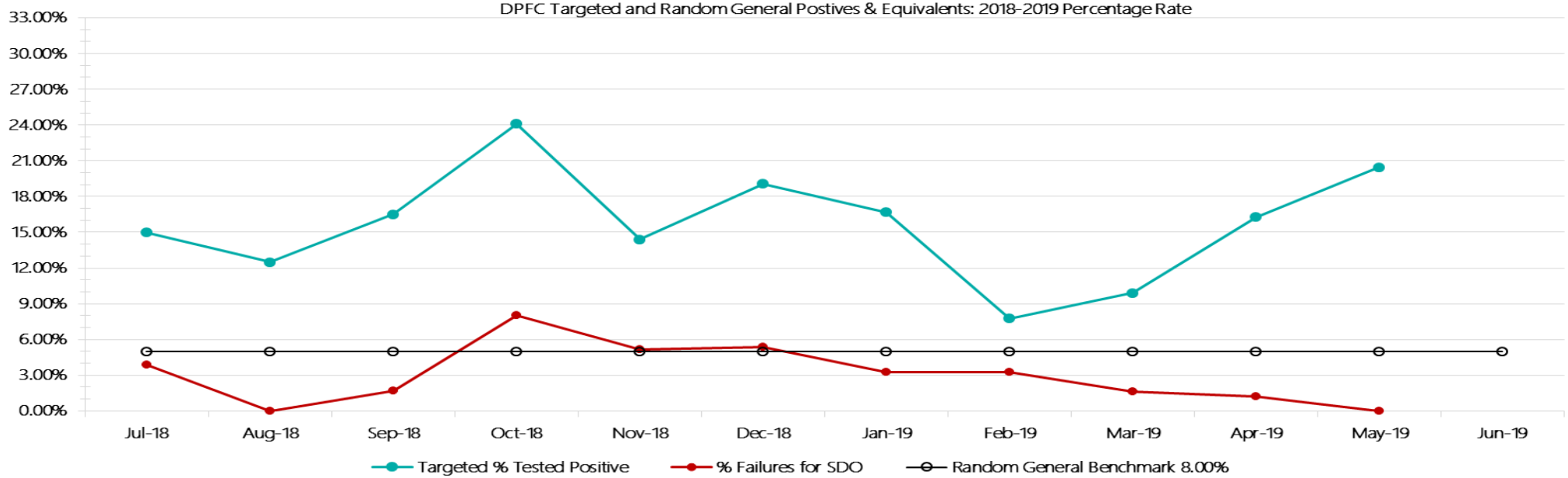
DPFC	Amphetamines	Methamphetamines	Cocaine	Opiates	Benzodiazepines	Cannabinoids	Ethanol**	Methodone	ADP*	APS*	Steroids**	Buprenorphine	NOA*	Total
Jul-18	9	0	0	4	1	0	0	0	1	0	0	2	0	17
Aug-18	2	0	0	0	2	0	0	1	3	0	0	5	0	13
Sep-18	1	0	0	0	1	0	0	1	0	0	0	7	2	12
Oct-18	18	0	0	10	6	1	0	3	2	1	0	4	0	45
Nov-18	9	0	0	4	1	2	0	0	0	0	0	6	0	22
Dec-18	5	0	0	2	1	0	0	0	0	2	0	15	0	25
Jan-19	15	0	0	0	0	0	0	1	1	0	0	3	0	20
Feb-19	6	0	0	0	3	1	0	0	0	1	0	3	0	14
Mar-19	2	3	0	0	1	0	0	1	2	0	0	8	0	17
Apr-19	8	8	0	2	0	1	0	0	0	0	0	3	0	22
May-19	1	2	0	0	2	0	0	1	0	0	0	2	0	8
Jun-19														
<b>DPFC YTD</b>	<b>76</b>	<b>13</b>	<b>0</b>	<b>22</b>	<b>18</b>	<b>5</b>	<b>0</b>	<b>8</b>	<b>9</b>	<b>4</b>	<b>0</b>	<b>58</b>	<b>2</b>	<b>215</b>
<i>All Prisons YTD</i>	<i>333</i>	<i>85</i>	<i>1</i>	<i>67</i>	<i>63</i>	<i>36</i>	<i>5</i>	<i>45</i>	<i>40</i>	<i>23</i>	<i>0</i>	<i>1654</i>	<i>4</i>	<i>2356</i>
<i>DPFC % of Total</i>	<i>22.82%</i>	<i>15.29%</i>	<i>0.00%</i>	<i>32.84%</i>	<i>28.57%</i>	<i>13.89%</i>	<i>0.00%</i>	<i>17.78%</i>	<i>22.50%</i>	<i>17.39%</i>	<i>0.00%</i>	<i>3.51%</i>	<i>50.00%</i>	<i>9.13%</i>

*DPFC Seizures of Contraband: Visitors & Prisoners – Monthly & 2018-2019*

Visitors	GVM		Powder & Crystal		Synthetic (Suspected)		Prescription Medication		Buprenorphine		Alcohol & Home Brew		Syringes & Needles		Smoking Paraphernalia		Edged Weapons		Electronic Devices		Tools		Other		
	DPFC	Finds	Gms	Finds	Gms	Finds	Gms	Finds	Qty	Finds	Qty	Finds	Ltrs	Finds	Qty	Finds	Qty	Finds	Qty	Finds	Qty	Finds	Qty	Finds	Qty
Jul-18	2	2.00	0	0.00	0	0.00	0	0.00	0	0.00	0	0.000	1	1	0	0	0	0	0	0	0	0	0	0	0
Aug-18	0	0.00	0	0.00	0	0.00	0	0.00	0	0.00	0	0.000	0	0	0	0	0	0	1	1	0	0	0	0	0
Sep-18	0	0.00	0	0.00	0	0.00	0	0.00	0	0.00	0	0.000	0	0	0	0	0	0	0	0	0	0	0	0	0
Oct-18	0	0.00	0	0.00	0	0.00	0	0.00	0	0.00	0	0.000	0	0	1	1	0	0	0	0	0	0	0	0	0
Nov-18	0	0.00	1	13.10	0	0.00	0	0.00	0	0.00	0	0.000	0	0	0	0	0	0	0	0	0	0	0	0	0
Dec-18	0	0.00	0	0.00	0	0.00	0	0.00	0	0.00	0	0.000	0	0	0	0	0	0	0	0	0	0	0	0	0
Jan-19	0	0.00	0	0.00	0	0.00	0	0.00	0	0.00	0	0.000	0	0	0	0	0	0	0	0	0	0	0	0	0
Feb-19	0	0.00	0	0.00	0	0.00	0	0.00	0	0.00	0	0.000	0	0	0	0	0	0	0	0	0	0	0	0	0
Mar-19	0	0.00	0	0.00	0	0.00	0	0.00	0	0.00	0	0.000	0	0	0	0	0	0	0	0	0	0	0	0	0
Apr-19	0	0.00	0	0.00	0	0.00	0	0.00	0	0.00	0	0.000	0	0	0	0	0	0	0	0	0	0	0	0	0
May-19	0	0.00	0	0.00	0	0.00	0	0.00	0	0.00	0	0.000	0	0	0	0	0	0	0	0	0	0	0	0	0
Jun-19																									
Total	2	2.00	1	13.10	0	0.00	0	0.00	0	0.00	0	0.000	1	1	1	1	0	0	1	1	0	0	0	0	0

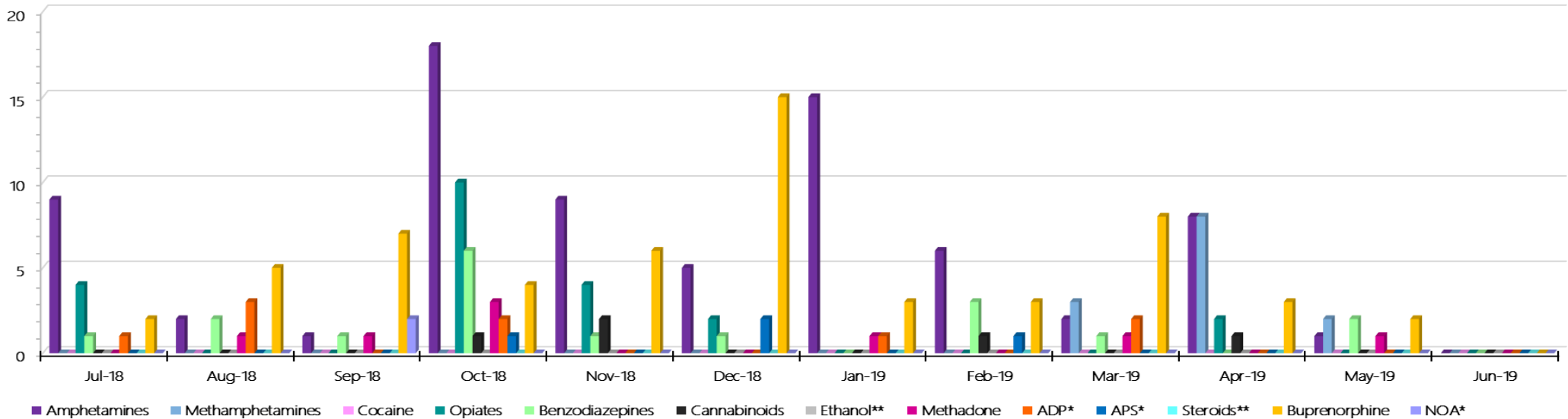
Prisoners	GVM		Powder & Crystal		Synthetic (Suspected)		Prescription Medication		Buprenorphine		Alcohol & Home Brew		Syringes & Needles		Smoking Paraphernalia		Edged Weapons		Electronic Devices		Tools		Other		
	DPFC	Finds	Gms	Finds	Gms	Finds	Gms	Finds	Qty	Finds	Qty	Finds	Ltrs	Finds	Qty	Finds	Qty	Finds	Qty	Finds	Qty	Finds	Qty	Finds	Qty
Jul-18	1	0.02	3	10.00	0	0.00	3	3.50	0	0.00	3	7.125	0	0	5	8	0	0	0	0	1	1	0	0	0
Aug-18	1	0.50	1	1.00	0	0.00	4	11.25	0	0.00	1	1.875	5	12	5	6	0	0	0	0	1	1	3	20	0
Sep-18	1	0.50	1	4.80	0	0.00	8	37.00	0	0.00	0	0.000	2	4	1	1	0	0	0	0	1	2	1	2	0
Oct-18	0	0.00	1	0.30	0	0.00	5	17.00	2	40.00	1	2.000	1	2	2	2	1	1	1	1	1	1	0	0	0
Nov-18	0	0.00	5	26.82	0	0.00	2	7.00	1	4.00	1	2.500	1	4	2	3	1	1	1	1	1	1	2	4	0
Dec-18	0	0.00	1	1.00	0	0.00	1	32.00	0	0.00	2	1.400	4	5	1	1	1	1	2	2	1	1	2	2	0
Jan-19	0	0.00	1	0.10	0	0.00	4	48.00	1	0.20	3	7.000	3	4	5	5	0	0	0	0	1	1	1	1	0
Feb-19	1	0.10	2	7.50	0	0.00	3	7.50	1	0.20	0	0.000	5	8	1	1	0	0	0	0	0	0	2	2	0
Mar-19	0	0.00	1	1.00	0	0.00	5	19.00	2	10.00	2	2.000	0	0	2	2	0	0	1	1	0	0	3	5	0
Apr-19	0	0.00	4	14.20	0	0.00	5	4.25	1	0.50	1	2.000	3	5	2	2	0	0	0	0	1	1	0	0	0
May-19	0	0.00	2	17.00	0	0.00	2	4.00	1	55.00	1	1.000	1	3	2	2	0	0	1	2	0	0	4	4	0
Jun-19																									
Total	4	1.12	22	83.72	0	0.00	42	190.50	9	109.90	15	26.900	25	47	28	33	3	3	6	7	8	9	18	40	0

### DPFC Targeted and Random General Drug Test Positives & Equivalents - 2018-2019



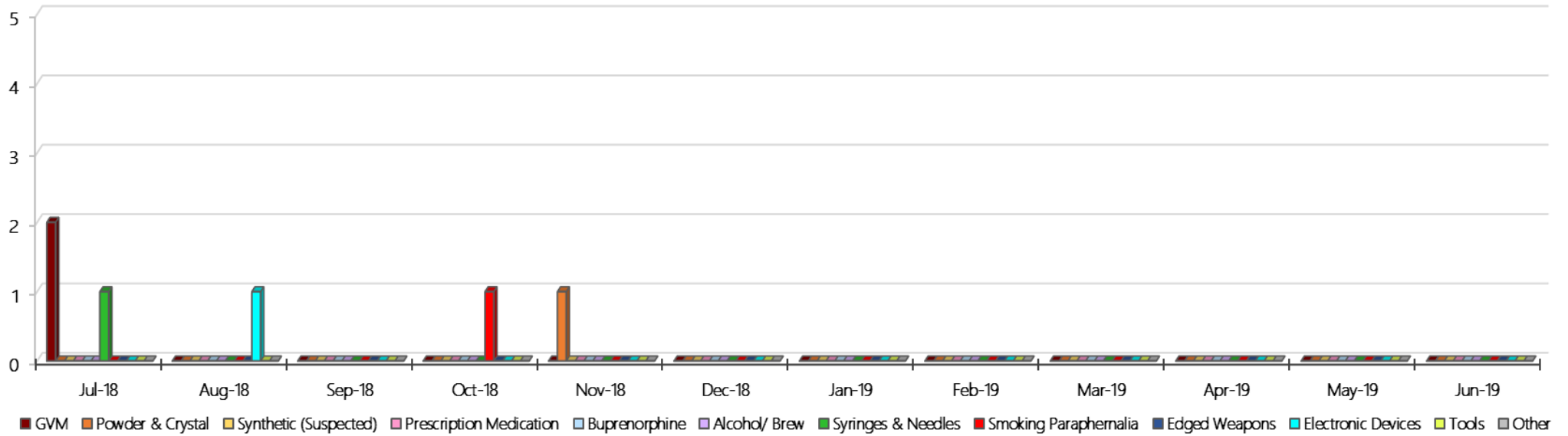
### DPFC Positive Test Results by Drug Type - 2018-2019

DPFC Positive Test Results By Drug Type: 2018-2019



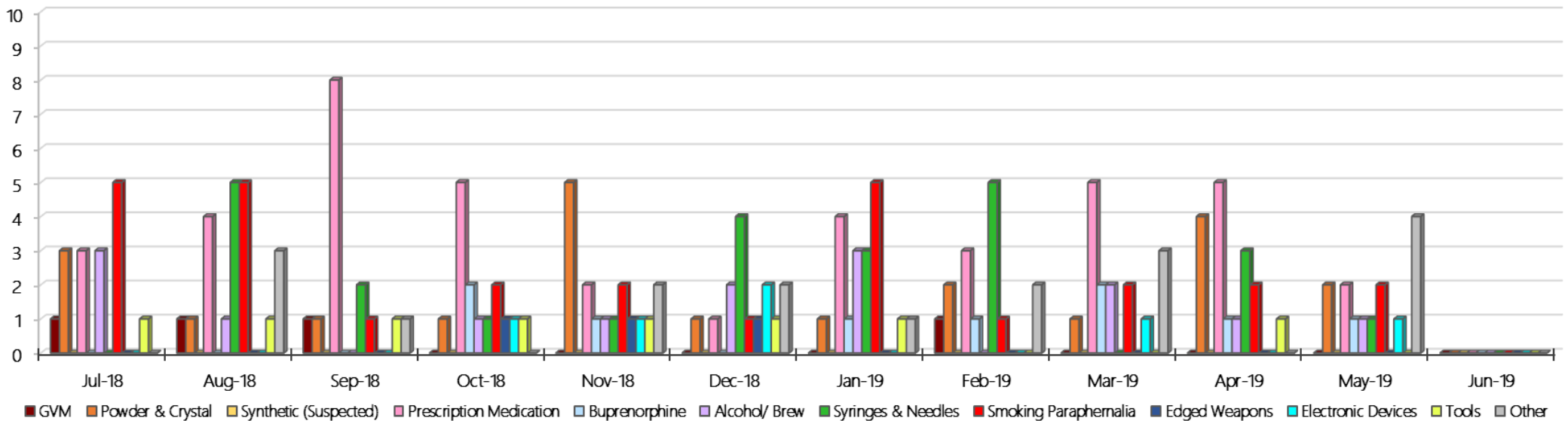
### DPFC Count of Visitor Seizure Finds – Monthly 2018-2019

DPFC Count of Visitor Seizure Finds - Monthly 2018-2019



### DPFC Count of Prisoner Seizure Finds – Monthly 2018-2019

DPFC Count of Prisoner Seizure Finds - Monthly 2018-2019





## Fulham Correctional Centre

### Targeted and Random General Drug Test Results: 2018-2019

Fulham	Jul-18	Aug-18	Sep-18	Oct-18	Nov-18	Dec-18	Jan-19	Feb-19	Mar-19	Apr-19	May-19	Jun-19	Average	Totals
Effective Sample - Targeted	264	252	228	207	240	239	246	192	225	189	196		225	2478
Targeted Positives	13	14	13	13	6	9	21	19	20	19	16		15	163
Refusal	3	0	0	0	0	0	1	1	0	0	1		1	6
Unable	2	2	3	2	2	5	0	3	4	2	0		2	25
Interfered	0	0	0	0	0	0	0	0	0	0	0		0	0
Adulterated	0	0	1	0	0	0	0	0	0	0	0		0	1
Targeted % Tested Positive	6.82%	6.35%	7.46%	7.25%	3.33%	5.86%	8.94%	11.98%	10.67%	11.11%	8.67%		7.87%	7.87%
Awaiting / Pending Results	0	0	0	0	0	0	0	0	0	0	0		0	0
Targeted Residual	1	0	1	1	0	2	2	0	1	0	0		1	8
Random tests collected	70	53	55	76	60	73	59	58	57	73	61		63	695
Tested Positive	3	1	2	0	3	1	2	3	0	3	0		2	18
Refusal (guilty)	0	0	0	1	0	0	0	0	0	1	0		0	2
Unable (not guilty)	0	0	0	0	0	0	0	0	0	0	0		0	0
Unable (guilty)	0	0	1	0	0	0	1	0	0	0	0		0	2
Interfered (guilty)	0	0	0	0	0	0	0	0	0	0	0		0	0
No test (valid reason)	0	4	2	1	0	2	0	2	3	2	0		1	16
No test (no valid reason)	0	0	0	0	1	0	0	0	0	0	0		0	1
Adulterated	0	0	0	0	0	0	0	0	0	0	0		0	0
Awaiting / Pending Results	0	0	0	0	0	0	0	0	0	0	0		0	0
Random Residual (PIMS URAR030)	0	0	0	0	0	0	0	1	0	0	0			1
Effective Sample - Random General	70	53	56	77	61	73	60	58	57	74	61		64	700
% Tested positive	4.29%	1.89%	3.57%	0.00%	4.92%	1.37%	3.33%	5.17%	0.00%	4.05%	0.00%		2.60%	
% Prisoner guilty, positive equivalents	0.00%	0.00%	1.79%	1.30%	0.00%	0.00%	1.67%	0.00%	0.00%	1.35%	0.00%		0.55%	
% Total prisoner fails	4.29%	1.89%	5.36%	1.30%	4.92%	1.37%	5.00%	5.17%	0.00%	5.41%	0.00%		3.15%	
% No test without valid reason	0.00%	0.00%	0.00%	0.00%	1.64%	0.00%	0.00%	0.00%	0.00%	0.00%	0.00%		0.15%	
% Failures for SDO	4.29%	1.89%	5.36%	1.30%	6.56%	1.37%	5.00%	5.17%	0.00%	5.41%	0.00%		3.29%	

*Fulham - Drugs Identified Through Testing by Drug Type – Monthly & 2018-2019*

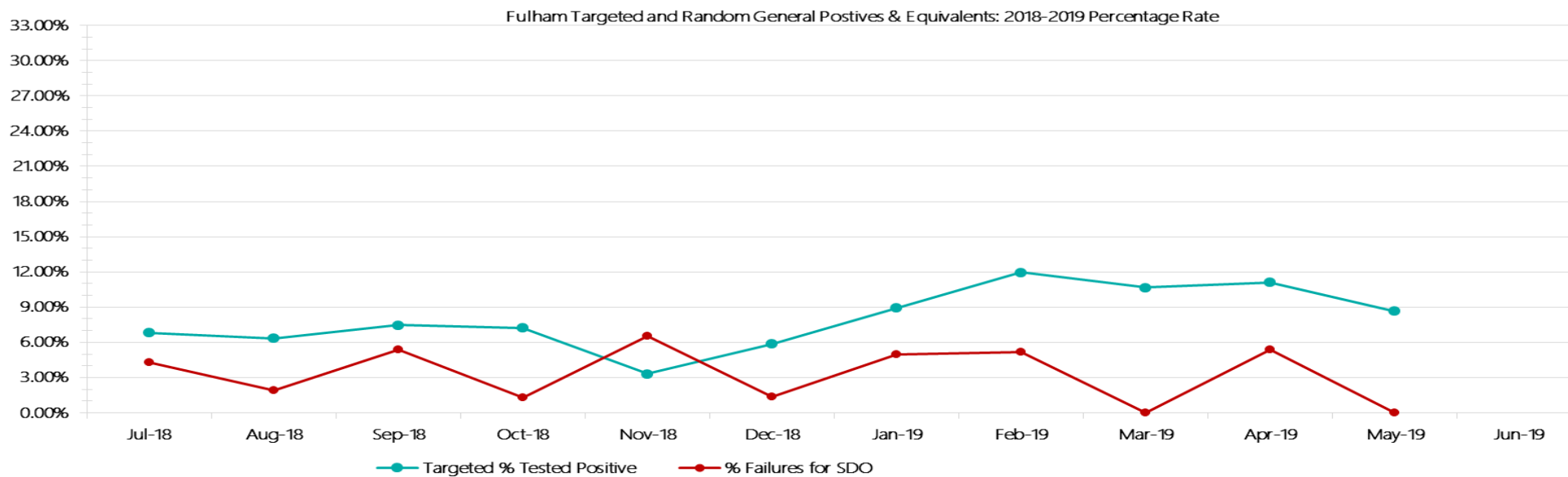
Fulham	Amphetamines	Methamphetamines	Cocaine	Opiates	Benzodiazepines	Cannabinoids	Ethanol**	Methadone	ADP*	APS*	Steroids**	Buprenorphine	NOA*	Total
Jul-18	2	0	0	0	3	1	0	0	5	2	0	6	0	19
Aug-18	3	0	0	1	1	0	0	0	3	3	0	7	1	19
Sep-18	3	0	0	0	0	0	0	0	3	4	0	6	0	16
Oct-18	3	0	0	0	0	0	0	0	1	4	0	7	0	15
Nov-18	3	0	0	0	0	0	0	1	1	0	0	8	0	13
Dec-18	1	0	0	1	0	0	0	1	1	0	0	9	0	13
Jan-19	1	0	0	0	0	0	0	0	4	3	0	19	0	27
Feb-19	1	0	0	1	0	0	0	1	2	1	0	20	0	26
Mar-19	0	0	0	0	1	0	0	0	3	1	0	23	0	28
Apr-19	0	0	0	1	2	0	0	0	4	0	0	19	0	26
May-19	0	0	0	0	1	0	0	0	3	0	0	13	1	18
Jun-19														
<b>Fulham YTD</b>	<b>17</b>	<b>0</b>	<b>0</b>	<b>4</b>	<b>8</b>	<b>1</b>	<b>0</b>	<b>3</b>	<b>30</b>	<b>18</b>	<b>0</b>	<b>137</b>	<b>2</b>	<b>220</b>
<i>All Prisons YTD</i>	<i>333</i>	<i>85</i>	<i>1</i>	<i>67</i>	<i>63</i>	<i>36</i>	<i>5</i>	<i>45</i>	<i>40</i>	<i>23</i>	<i>0</i>	<i>1654</i>	<i>4</i>	<i>2356</i>
<i>Fulham % of Total</i>	<i>5.11%</i>	<i>0.00%</i>	<i>0.00%</i>	<i>5.97%</i>	<i>12.70%</i>	<i>2.78%</i>	<i>0.00%</i>	<i>6.67%</i>	<i>75.00%</i>	<i>78.26%</i>	<i>0.00%</i>	<i>8.28%</i>	<i>50.00%</i>	<i>9.34%</i>

### Fulham Seizures of Contraband: Visitors & Prisoners – Monthly & 2018-2019

Visitors	GVM		Powder & Crystal		Synthetic (Suspected)		Prescription Medication		Buprenorphine		Alcohol & Home Brew		Syringes & Needles		Smoking Paraphernalia		Edged Weapons		Electronic Devices		Tools		Other	
	Finds	Gms	Finds	Gms	Finds	Gms	Finds	Qty	Finds	Qty	Finds	Ltrs	Finds	Qty	Finds	Qty	Finds	Qty	Finds	Qty	Finds	Qty	Finds	Qty
Fulham																								
Jul-18	0	0.00	0	0.00	0	0.00	0	0.00	0	0.00	0	0.000	1	1	3	4	1	1	0	0	0	0	0	0
Aug-18	0	0.00	0	0.00	0	0.00	0	0.00	0	0.00	0	0.000	1	7	1	1	0	0	0	0	0	0	0	0
Sep-18	0	0.00	0	0.00	0	0.00	0	0.00	0	0.00	1	1.500	1	7	0	0	0	0	0	0	0	0	0	0
Oct-18	0	0.00	0	0.00	0	0.00	1	1.00	0	0.00	0	0.000	0	0	2	2	2	2	0	0	0	0	0	0
Nov-18	0	0.00	1	0.01	0	0.00	0	0.00	0	0.00	0	0.000	1	1	1	1	0	0	0	0	0	0	0	0
Dec-18	0	0.00	0	0.00	0	0.00	0	0.00	1	2.00	0	0.000	2	46	5	6	0	0	0	0	1	1	5	5
Jan-19	0	0.00	0	0.00	0	0.00	1	3.00	0	0.00	0	0.000	0	0	1	2	1	1	0	0	0	0	2	38
Feb-19	0	0.00	0	0.00	0	0.00	0	0.00	0	0.00	0	0.000	1	5	0	0	0	0	0	0	1	1	0	0
Mar-19	0	0.00	0	0.00	0	0.00	0	0.00	0	0.00	0	0.000	0	0	2	2	0	0	0	0	1	1	4	20
Apr-19	0	0.00	0	0.00	0	0.00	0	0.00	0	0.00	0	0.000	1	1	0	0	0	0	0	0	0	0	0	0
May-19	0	0.00	0	0.00	0	0.00	0	0.00	0	0.00	0	0.000	0	0	1	1	0	0	0	0	0	0	0	0
Jun-19																								
<b>Total</b>	<b>0</b>	<b>0.00</b>	<b>1</b>	<b>0.01</b>	<b>0</b>	<b>0.00</b>	<b>2</b>	<b>4.00</b>	<b>1</b>	<b>2.00</b>	<b>1</b>	<b>1.500</b>	<b>8</b>	<b>68</b>	<b>16</b>	<b>19</b>	<b>4</b>	<b>4</b>	<b>0</b>	<b>0</b>	<b>3</b>	<b>3</b>	<b>17</b>	<b>108</b>

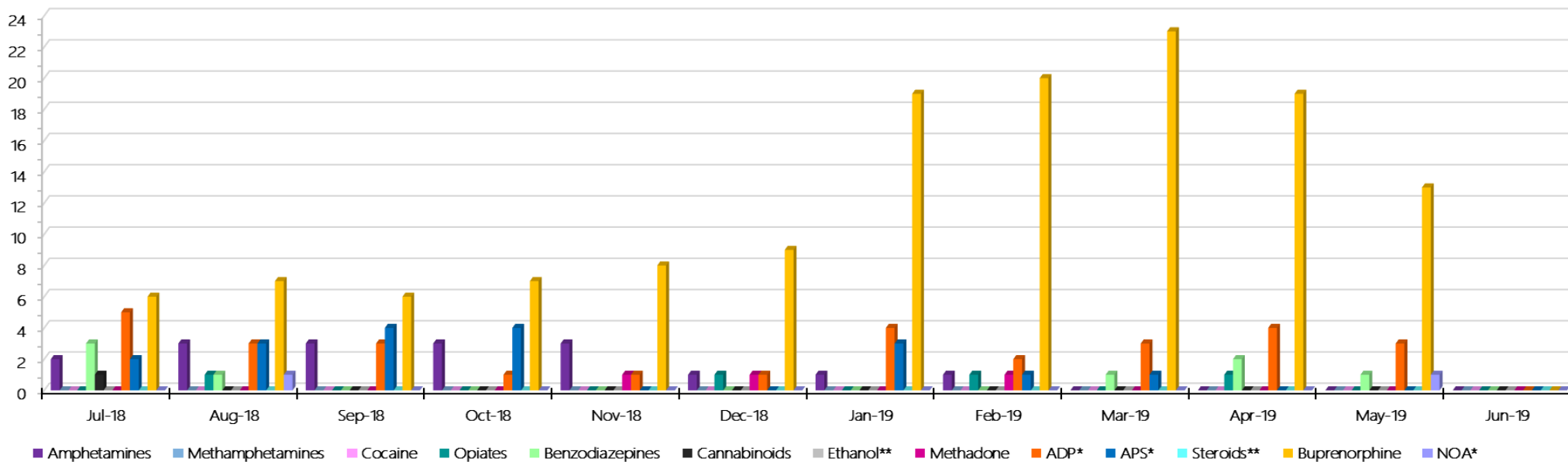
Prisoners	GVM		Powder & Crystal		Synthetic (Suspected)		Prescription Medication		Buprenorphine		Alcohol & Home Brew		Syringes & Needles		Smoking Paraphernalia		Edged Weapons		Electronic Devices		Tools		Other	
	Finds	Gms	Finds	Gms	Finds	Gms	Finds	Qty	Finds	Qty	Finds	Ltrs	Finds	Qty	Finds	Qty	Finds	Qty	Finds	Qty	Finds	Qty	Finds	Qty
Fulham																								
Jul-18	0	0.00	2	1.33	0	0.00	18	39.50	1	4.00	2	15.100	1	1	31	55	4	4	6	32	11	15	15	28
Aug-18	0	0.00	1	1.00	0	0.00	9	13.00	2	2.00	0	0.000	4	7	38	54	5	5	0	0	6	6	6	6
Sep-18	0	0.00	0	0.00	0	0.00	5	12.50	0	0.00	5	9.000	3	3	24	65	8	18	2	3	6	6	12	18
Oct-18	0	0.00	1	1.32	0	0.00	8	15.50	2	3.00	3	5.000	1	2	39	90	4	7	3	8	4	5	20	26
Nov-18	0	0.00	0	0.00	0	0.00	5	5.25	2	44.40	2	1.750	0	0	26	52	1	1	1	1	3	3	15	22
Dec-18	0	0.00	1	0.64	0	0.00	8	14.00	5	12.50	5	8.000	3	3	25	31	4	5	0	0	14	26	26	33
Jan-19	0	0.00	0	0.00	0	0.00	13	19.00	8	1.20	8	9.500	0	0	28	50	3	3	0	0	5	9	17	28
Feb-19	0	0.00	1	4.27	0	0.00	15	22.00	4	21.30	9	10.200	2	2	48	87	4	5	1	1	1	2	21	247
Mar-19	1	1.00	0	0.00	0	0.00	10	10.75	1	0.30	9	19.500	2	2	20	62	4	4	6	13	13	37	17	27
Apr-19	1	0.01	0	0.00	0	0.00	4	7.00	11	156.30	8	2.000	2	2	12	22	3	3	2	11	8	15	10	13
May-19	0	0.00	1	0.20	0	0.00	7	15.00	5	1.30	7	8.500	1	4	17	20	8	9	1	10	6	10	8	11
Jun-19																								
<b>Total</b>	<b>2</b>	<b>1.01</b>	<b>7</b>	<b>8.76</b>	<b>0</b>	<b>0.00</b>	<b>102</b>	<b>173.50</b>	<b>41</b>	<b>246.30</b>	<b>58</b>	<b>88.550</b>	<b>19</b>	<b>26</b>	<b>308</b>	<b>588</b>	<b>48</b>	<b>64</b>	<b>22</b>	<b>79</b>	<b>77</b>	<b>134</b>	<b>167</b>	<b>459</b>

## Fulham Targeted and Random General Drug Test Positives & Equivalentents - 2018-2019



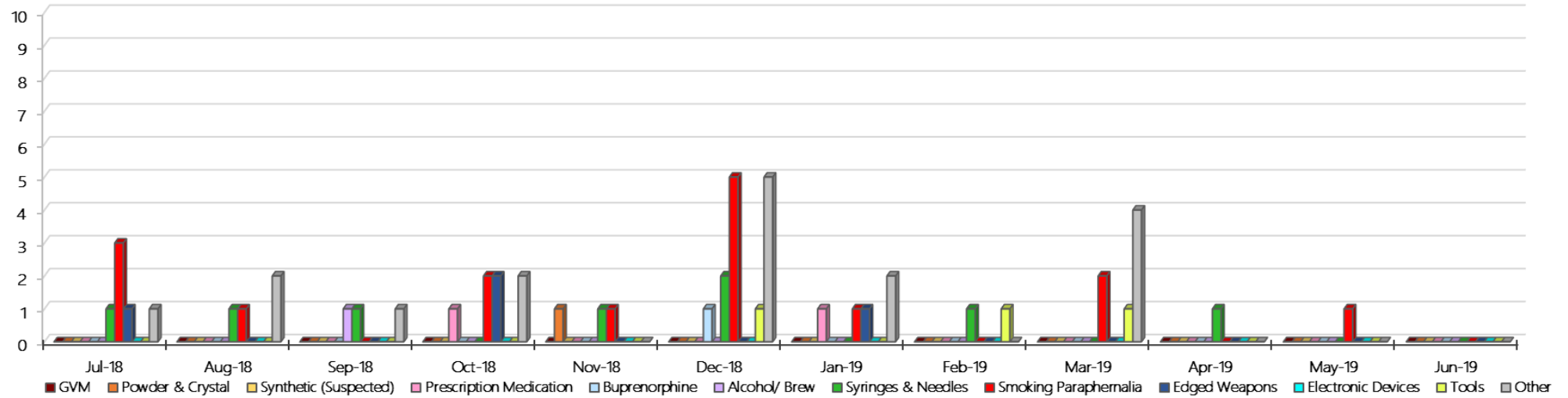
## Fulham Positive Test Results by Drug Type - 2018-2019

Fulham Positive Test Results By Drug Type: 2018-2019



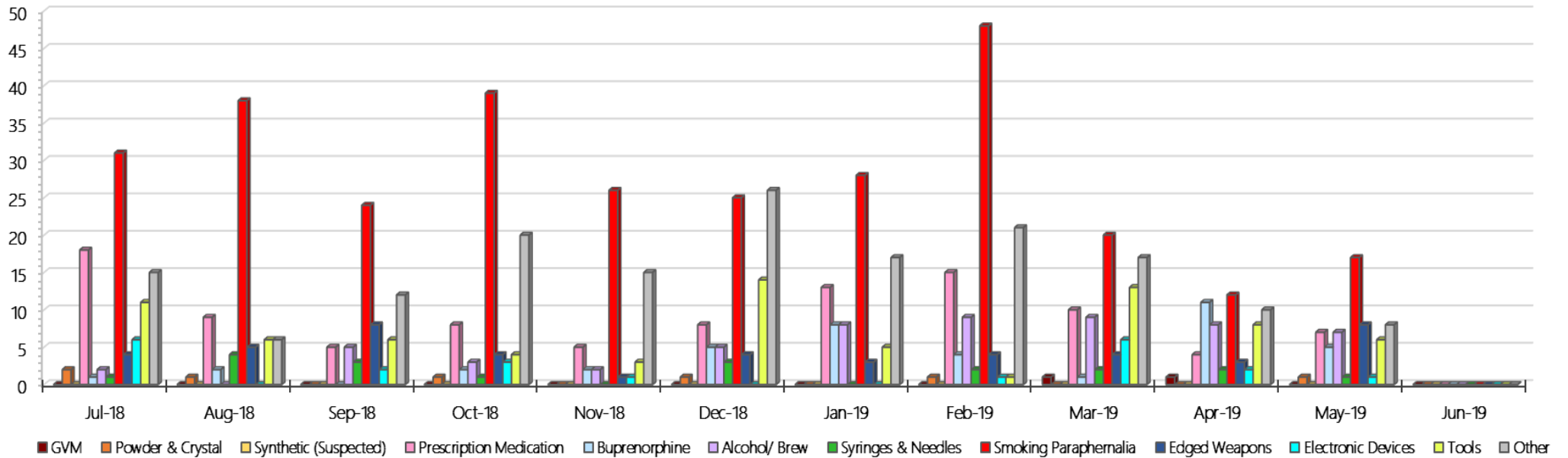
### Fulham Count of Visitor Seizure Finds – Monthly 2018-2019

Fulham Count of Visitor Seizure Finds - Monthly 2018-2019



### Fulham Count of Prisoner Seizure Finds – Monthly 2018-2019

Fulham Count of Prisoner Seizure Finds - Monthly 2018-2019



## Hopkins Correctional Centre Targeted and Random General Drug Test Results: 2018-2019

HCC	Jul-18	Aug-18	Sep-18	Oct-18	Nov-18	Dec-18	Jan-19	Feb-19	Mar-19	Apr-19	May-19	Jun-19	Average	Total
Effective Sample - Targeted	14	49	28	28	22	15	25	20	15	33	10		24	259
Targeted Positives	1	1	1	1	1	2	3	0	1	1	2		1	14
Refusal	0	0	0	0	0	0	2	0	0	0	0		0	2
Unable	0	1	0	0	0	0	0	0	0	0	0		0	1
Interfered	0	0	0	0	0	0	0	0	0	0	0		0	0
Adulterated	0	0	0	0	0	0	0	0	0	0	0		0	0
Targeted % Tested Positive	7.14%	4.08%	3.57%	3.57%	4.55%	13.33%	20.00%	0.00%	6.67%	3.03%	20.00%		6.56%	6.56%
Awaiting / Pending Results	0	0	0	0	0	0	0	0	0	0	0		0	0
Targeted Residual	0	0	0	0	0	0	0	0	0	0	0		0	0
Random tests collected	102	85	90	114	91	111	91	90	82	106	84		95	1046
Tested Positive	0	0	0	0	1	1	2	2	1	1	0		1	8
Refusal (guilty)	1	0	2	0	0	0	0	0	0	1	0		0	4
Unable (not guilty)	0	0	0	0	0	0	0	0	0	0	0		0	0
Unable (guilty)	0	1	0	0	0	2	0	1	0	0	1		0	5
Interfered (guilty)	0	0	0	0	0	0	0	0	0	0	0		0	0
No test (valid reason)	1	0	0	1	1	2	1	0	0	3	1		1	10
No test (no valid reason)	0	0	0	0	0	0	0	0	6	0	0		1	6
Adulterated	0	0	0	0	0	0	0	0	0	0	0		0	0
Awaiting / Pending Results	0	0	0	0	0	0	0	0	0	0	0		0	0
Random Residual (PIMS URAR030)	0	0	0	0	0	0	0	0	0	0	0		0	0
Effective Sample - Random General	103	86	92	114	91	113	91	91	88	107	85		96	1061
% Tested positive	0.00%	0.00%	0.00%	0.00%	1.10%	0.88%	2.20%	2.20%	1.14%	0.93%	0.00%		0.77%	
% Prisoner guilty, positive equivalents	0.97%	1.16%	2.17%	0.00%	0.00%	1.77%	0.00%	1.10%	0.00%	0.93%	1.18%		0.84%	
% Total prisoner fails	0.97%	1.16%	2.17%	0.00%	1.10%	2.65%	2.20%	3.30%	1.14%	1.87%	1.18%		1.61%	
% No test without valid reason	0.00%	0.00%	0.00%	0.00%	0.00%	0.00%	0.00%	0.00%	6.82%	0.00%	0.00%		0.62%	
Random General Benchmark 3.50%	3.50%	3.50%	3.50%	3.50%	3.50%	3.50%	3.50%	3.50%	3.50%	3.50%	3.50%	3.50%	YTD	
% Failures for SDO	0.97%	1.16%	2.17%	0.00%	1.10%	2.65%	2.20%	3.30%	7.95%	1.87%	1.18%		2.17%	

*Hopkins - Drugs Identified Through Testing by Drug Type – Monthly & 2018-2019*

Hopkins	Amphetamines	Methamphetamines	Cocaine	Opiates	Benzodiazepines	Cannabinoids	Ethanol**	Methadone	ADP*	APS*	Steroids**	Buprenorphine	NOA*	Total
Jul-18	0	0	0	0	0	0	0	0	0	0	0	3	0	3
Aug-18	0	0	0	0	0	0	0	1	0	0	0	5	0	6
Sep-18	1	0	0	0	0	0	0	0	0	0	0	0	0	1
Oct-18	0	0	0	0	0	0	0	0	0	0	0	4	0	4
Nov-18	0	0	0	0	0	0	0	0	0	0	0	3	0	3
Dec-18	0	0	0	0	0	0	0	0	0	0	0	3	0	3
Jan-19	0	0	0	0	0	0	0	0	0	0	0	5	0	5
Feb-19	0	0	0	0	0	0	0	0	0	0	0	2	0	2
Mar-19	0	0	0	0	0	0	0	0	0	0	0	4	0	4
Apr-19	0	0	0	0	0	0	0	0	0	0	0	3	0	3
May-19	0	0	0	0	0	0	0	0	0	0	0	2	0	2
Jun-19														
Hopkins YTD	1	0	0	0	0	0	0	1	0	0	0	34	0	36
All Prisons YTD	333	85	1	67	63	36	5	45	40	23	0	1654	4	2356
Hopkins % of Total	0.30%	0.00%	0.00%	0.00%	0.00%	0.00%	0.00%	2.22%	0.00%	0.00%	0.00%	2.06%	0.00%	1.53%

*Hopkins Seizures of Contraband: Visitors & Prisoners – Monthly & 2018-2019*

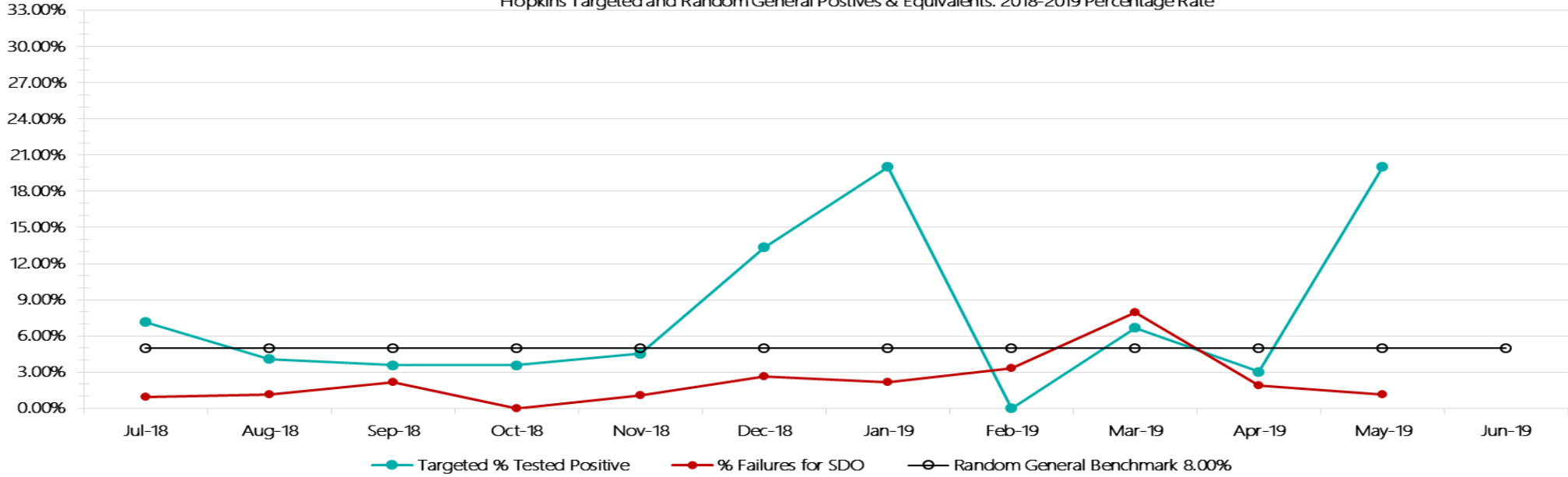
Visitors	GVM		Powder & Crystal		Synthetic (Suspected)		Prescription Medication		Buprenorphine		Alcohol & Home Brew		Syringes & Needles		Smoking Paraphernalia		Edged Weapons		Electronic Devices		Tools		Other	
	Finds	Gms	Finds	Gms	Finds	Gms	Finds	Qty	Finds	Qty	Finds	Ltrs	Finds	Qty	Finds	Qty	Finds	Qty	Finds	Qty	Finds	Qty	Finds	Qty
Hopkins																								
Jul-18	0	0.00	2	0.40	0	0.00	2	21.00	0	0.00	0	0.000	1	5	0	0	0	0	0	0	0	0	9	159
Aug-18	1	1.00	1	1.50	0	0.00	0	0.00	0	0.00	0	0.000	0	0	0	0	0	0	0	0	0	0	0	0
Sep-18	0	0.00	0	0.00	0	0.00	0	0.00	0	0.00	0	0.000	0	0	0	0	0	0	0	0	0	0	0	0
Oct-18	0	0.00	0	0.00	0	0.00	0	0.00	0	0.00	0	0.000	0	0	0	0	0	0	0	0	0	0	0	0
Nov-18	0	0.00	0	0.00	0	0.00	0	0.00	0	0.00	0	0.000	0	0	0	0	0	0	0	0	0	0	0	0
Dec-18	0	0.00	0	0.00	0	0.00	0	0.00	0	0.00	0	0.000	0	0	0	0	0	0	0	0	0	0	0	0
Jan-19	0	0.00	0	0.00	0	0.00	0	0.00	0	0.00	0	0.000	0	0	0	0	0	0	0	0	0	0	0	0
Feb-19	0	0.00	0	0.00	0	0.00	0	0.00	0	0.00	0	0.000	0	0	0	0	0	0	0	0	0	0	0	0
Mar-19	0	0.00	0	0.00	0	0.00	0	0.00	0	0.00	0	0.000	0	0	1	1	0	0	0	0	1	1	0	0
Apr-19	0	0.00	1	2.10	0	0.00	0	0.00	0	0.00	0	0.000	0	0	0	0	0	0	0	0	0	0	0	0
May-19	0	0.00	1	2.10	0	0.00	0	0.00	0	0.00	0	0.000	0	0	0	0	0	0	0	0	0	0	0	0
Jun-19																								
Total	1	1.00	5	6.10	0	0.00	2	21.00	0	0.00	0	0.000	1	5	1	1	0	0	0	0	1	1	9	159

Prisoners	GVM		Powder & Crystal		Synthetic (Suspected)		Prescription Medication		Buprenorphine		Alcohol & Home Brew		Syringes & Needles		Smoking Paraphernalia		Edged Weapons		Electronic Devices		Tools		Other	
	Finds	Gms	Finds	Gms	Finds	Gms	Finds	Qty	Finds	Qty	Finds	Ltrs	Finds	Qty	Finds	Qty	Finds	Qty	Finds	Qty	Finds	Qty	Finds	Qty
Hopkins																								
Jul-18	0	0.00	3	1.40	0	0.00	0	0.00	0	0.00	0	0.000	2	2	1	2	2	2	0	0	0	0	6	34
Aug-18	0	0.00	0	0.00	0	0.00	2	8.00	0	0.00	1	1.000	1	1	1	1	1	1	1	3	0	0	6	16
Sep-18	0	0.00	1	0.08	0	0.00	6	14.00	1	0.30	1	4.000	2	2	2	2	3	3	1	1	1	1	0	0
Oct-18	0	0.00	0	0.00	0	0.00	2	2.00	0	0.00	1	0.750	1	1	5	8	6	8	0	0	0	0	1	1
Nov-18	0	0.00	3	6.11	0	0.00	3	7.00	1	1.00	0	0.000	1	1	2	2	4	4	2	2	1	3	2	3
Dec-18	2	4.00	1	1.00	0	0.00	4	3.75	1	0.50	1	1.500	1	1	3	8	1	2	0	0	1	1	7	7
Jan-19	2	2.00	0	0.00	0	0.00	3	3.50	1	0.50	0	0.000	0	0	3	3	3	3	0	0	2	2	3	3
Feb-19	2	0.20	1	0.20	0	0.00	1	1.00	3	6.00	0	0.000	1	1	2	2	4	4	0	0	1	1	2	100
Mar-19	2	3.00	0	0.00	0	0.00	2	2.00	2	0.40	0	0.000	0	0	3	3	1	1	0	0	0	0	4	5
Apr-19	0	0.00	0	0.00	0	0.00	3	4.00	1	4.00	1	2.000	2	2	2	7	2	6	0	0	0	0	1	2
May-19	0	0.00	1	3.00	0	0.00	2	10.00	0	0.00	1	1.000	1	1	2	15	1	1	0	0	0	0	0	0
Jun-19																								
Total	8	9.20	10	11.79	0	0.00	28	55.25	10	12.70	6	10.250	12	12	26	53	28	35	4	6	6	8	32	171



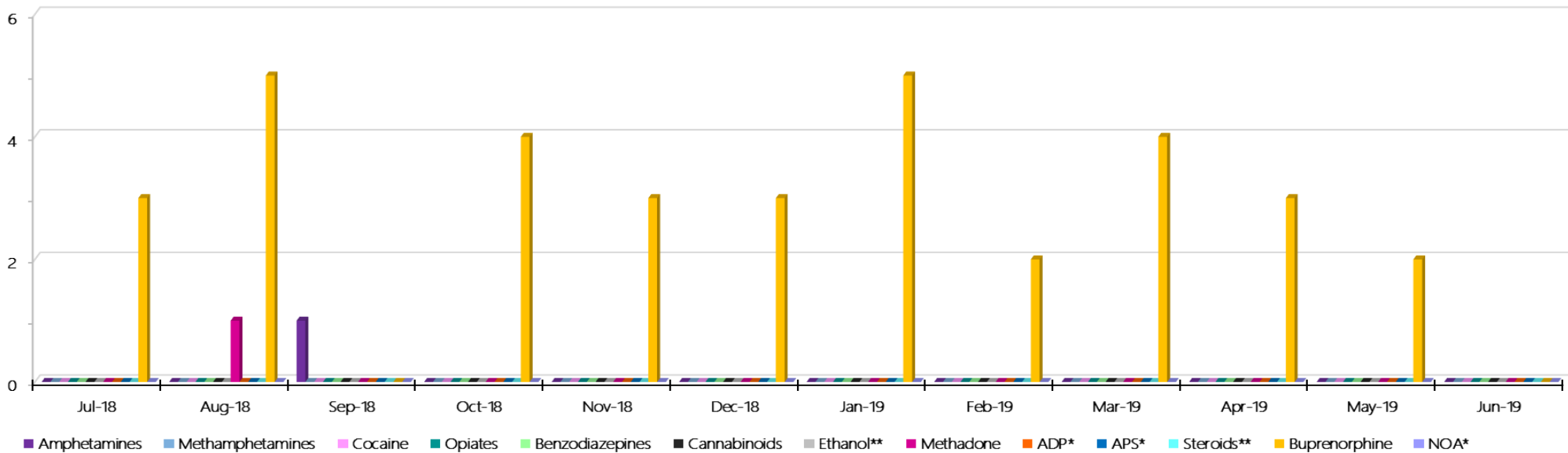
### Hopkins Targeted and Random General Drug Test Positives & Equivalents - 2018-2019

Hopkins Targeted and Random General Postives & Equivalents: 2018-2019 Percentage Rate



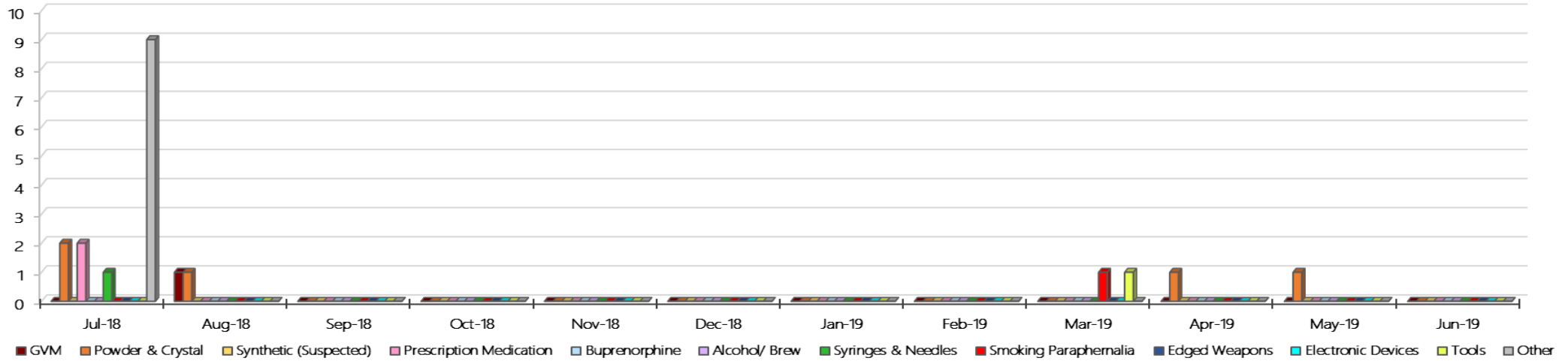
### Hopkins Positive Test Results by Drug Type - 2018-2019

Hopkins Positive Test Results By Drug Type: 2018-2019



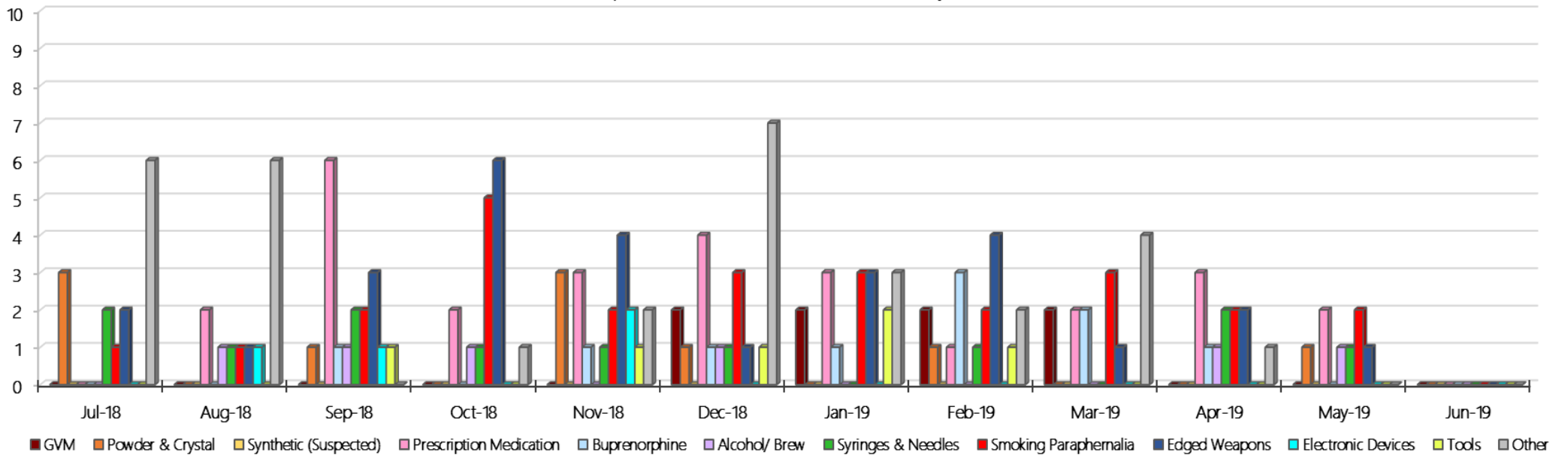
### Hopkins Count of Visitor Seizure Finds – Monthly 2018-2019

Hopkins Count of Visitor Seizure Finds - Monthly 2018-2019



### Hopkins Count of Prisoner Seizure Finds – Monthly 2018-2019

Hopkins Count of Prisoner Seizure Finds - Monthly 2018-2019



## Karreenga (annex of Marngoneet)

### Targeted and Random General Drug Test Results: 2018-2019

Karreenga	Jul-18	Aug-18	Sep-18	Oct-18	Nov-18	Dec-18	Jan-19	Feb-19	Mar-19	Apr-19	May-19	Jun-19	Average	Total
Effective Sample - Targeted	13	20	27	24	67	55	43	27	16	6	33		30	331
Targeted Positives	0	0	1	3	3	10	4	3	2	0	2		3	28
Refusal	0	0	0	0	1	0	1	1	1	0	0		0	4
Unable	0	0	0	1	0	1	0	0	0	1	1		0	4
Interfered	0	0	0	0	0	0	0	0	0	0	0		0	0
Adulterated	0	0	0	0	0	0	0	0	0	0	0		0	0
Targeted % Tested Positive	0.00%	0.00%	3.70%	16.67%	5.97%	20.00%	11.63%	14.81%	18.75%	16.67%	9.09%		10.88%	10.88%
Awaiting / Pending Results	0	0	0	0	0	0	0	0	0	0	2		0	2
Targeted Residual	0	0	0	0	0	0	0	0	0	0	0		0	0
Random tests collected	44	35	34	41	35	42	36	35	35	43	32		37	412
Tested Positive	0	1	0	1	1	3	1	1	3	0	1		1	12
Refusal (guilty)	0	0	0	0	0	0	0	0	1	0	0		0	1
Unable (not guilty)	0	0	0	0	0	0	0	0	0	0	0		0	0
Unable (guilty)	1	1	0	3	1	1	0	1	0	1	0		1	9
Interfered (guilty)	0	0	0	0	0	0	0	0	0	0	0		0	0
No test (valid reason)	0	0	2	1	0	2	0	0	0	1	1		1	7
No test (no valid reason)	0	0	0	0	0	0	0	0	0	0	0		0	0
Adulterated	0	0	0	0	0	0	0	0	0	0	0		0	0
Awaiting / Pending Results	0	0	0	0	0	0	0	0	0	0	3		0	3
Random Residual (PIMS URAR030)	0	0	0	0	0	2	0	0	1	0	0			3
Effective Sample - Random General	45	36	34	44	36	43	36	36	36	44	32		38	422
% Tested positive	0.00%	2.78%	0.00%	2.27%	2.78%	6.98%	2.78%	2.78%	8.33%	0.00%	3.13%		2.89%	
% Prisoner guilty, positive equivalents	2.22%	2.78%	0.00%	6.82%	2.78%	2.33%	0.00%	2.78%	2.78%	2.27%	0.00%		2.25%	
% Total prisoner fails	2.22%	5.56%	0.00%	9.09%	5.56%	9.30%	2.78%	5.56%	11.11%	2.27%	3.13%		5.14%	
% No test without valid reason	0.00%	0.00%	0.00%	0.00%	0.00%	0.00%	0.00%	0.00%	0.00%	0.00%	0.00%		0.00%	
Random General Benchmark 3.50%	3.50%	3.50%	3.50%	3.50%	3.50%	3.50%	3.50%	3.50%	3.50%	3.50%	3.50%	3.50%	YTD	
% Failures for SDO	2.22%	5.56%	0.00%	9.09%	5.56%	9.30%	2.78%	5.56%	11.11%	2.27%	3.13%		5.21%	

*Karreenga - Drugs Identified Through Testing by Drug Type – Monthly & 2018-2019*

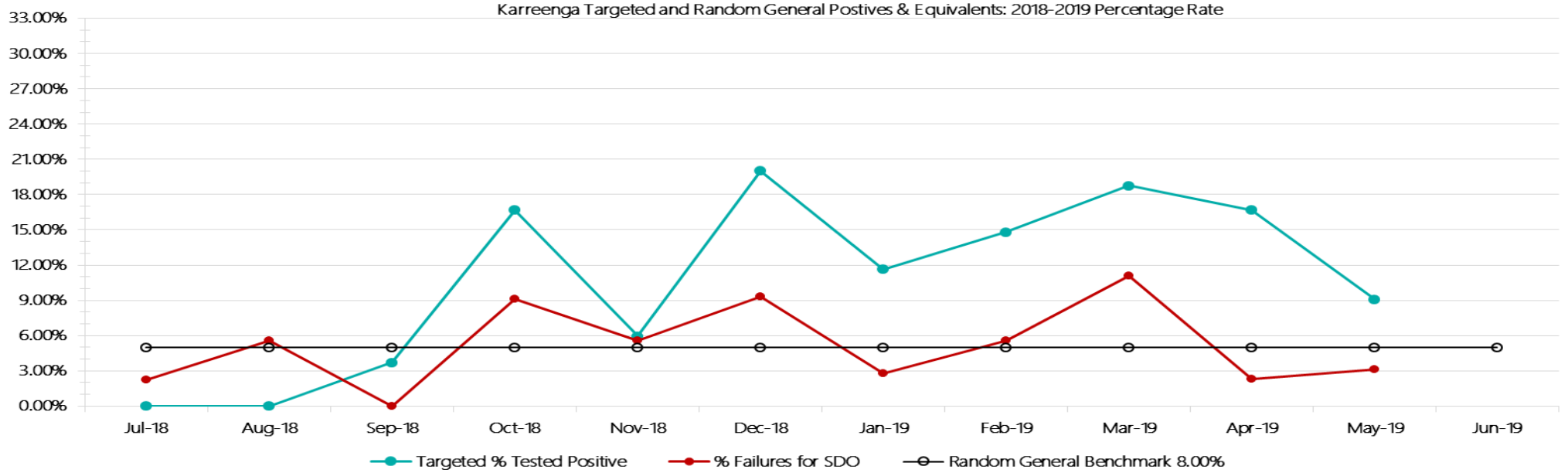
Karreenga	Amphetamines	Methamphetamines	Cocaine	Opiates	Benzodiazepines	Cannabinoids	Ethanol**	Methadone	ADP*	APS*	Steroids**	Buprenorphine	NOA*	Total
Jul-18	0	0	0	0	0	0	0	0	0	0	0	0	0	0
Aug-18	0	0	0	0	1	0	0	0	0	0	0	1	0	2
Sep-18	0	0	0	1	0	0	0	0	0	0	0	2	0	3
Oct-18	0	0	0	0	0	0	0	1	0	0	0	3	0	4
Nov-18	0	0	0	0	0	0	1	0	0	0	0	3	0	4
Dec-18	0	0	0	0	0	0	2	0	0	0	0	14	0	16
Jan-19	0	0	0	0	0	0	0	0	0	0	0	10	0	10
Feb-19	0	0	0	0	0	0	0	0	0	0	0	6	0	6
Mar-19	0	0	0	0	0	0	0	0	0	0	0	7	0	7
Apr-19	0	0	0	0	0	0	0	0	0	0	0	0	0	0
May-19	0	0	0	0	0	0	0	0	0	0	0	3	0	3
Jun-19														
<b>Karreenga YTD</b>	<b>0</b>	<b>0</b>	<b>0</b>	<b>1</b>	<b>1</b>	<b>0</b>	<b>3</b>	<b>1</b>	<b>0</b>	<b>0</b>	<b>0</b>	<b>49</b>	<b>0</b>	<b>55</b>
<i>All Prisons YTD</i>	<i>333</i>	<i>85</i>	<i>1</i>	<i>67</i>	<i>63</i>	<i>36</i>	<i>5</i>	<i>45</i>	<i>40</i>	<i>23</i>	<i>0</i>	<i>1654</i>	<i>4</i>	<i>2356</i>
<i>Karreenga % of Total</i>	<i>0.00%</i>	<i>0.00%</i>	<i>0.00%</i>	<i>1.49%</i>	<i>1.59%</i>	<i>0.00%</i>	<i>60.00%</i>	<i>2.22%</i>	<i>0.00%</i>	<i>0.00%</i>	<i>0.00%</i>	<i>2.96%</i>	<i>0.00%</i>	<i>2.33%</i>

### Karreenga Seizures of Contraband: Visitors & Prisoners – Monthly & 2018-2019

Visitors	GVM		Powder & Crystal		Synthetic (Suspected)		Prescription Medication		Buprenorphine		Alcohol & Home Brew		Syringes & Needles		Smoking Paraphernalia		Edged Weapons		Electronic Devices		Tools		Other	
	Finds	Gms	Finds	Gms	Finds	Gms	Finds	Qty	Finds	Qty	Finds	Ltrs	Finds	Qty	Finds	Qty	Finds	Qty	Finds	Qty	Finds	Qty	Finds	Qty
Karreenga																								
Jul-18	0	0.00	0	0.00	0	0.00	0	0.00	0	0.00	0	0.000	0	0	0	0	0	0	0	0	0	0	0	0
Aug-18	0	0.00	0	0.00	0	0.00	0	0.00	0	0.00	0	0.000	0	0	0	0	0	0	0	0	0	0	0	0
Sep-18	0	0.00	0	0.00	0	0.00	0	0.00	0	0.00	0	0.000	0	0	0	0	0	0	0	0	0	0	0	0
Oct-18	0	0.00	0	0.00	0	0.00	0	0.00	0	0.00	0	0.000	0	0	1	1	0	0	0	0	0	0	0	0
Nov-18	0	0.00	0	0.00	0	0.00	0	0.00	0	0.00	0	0.000	0	0	0	0	0	0	0	0	0	0	0	0
Dec-18	0	0.00	0	0.00	0	0.00	0	0.00	0	0.00	0	0.000	0	0	0	0	0	0	0	0	0	0	0	0
Jan-19	0	0.00	0	0.00	0	0.00	0	0.00	0	0.00	0	0.000	0	0	0	0	0	0	0	0	0	0	0	0
Feb-19	0	0.00	0	0.00	0	0.00	0	0.00	0	0.00	0	0.000	0	0	0	0	0	0	0	0	0	0	0	0
Mar-19	0	0.00	0	0.00	0	0.00	0	0.00	0	0.00	0	0.000	0	0	0	0	0	0	0	0	0	0	0	0
Apr-19	0	0.00	0	0.00	0	0.00	0	0.00	0	0.00	0	0.000	0	0	0	0	0	0	0	0	0	0	0	0
May-19	0	0.00	0	0.00	0	0.00	0	0.00	0	0.00	0	0.000	0	0	0	0	0	0	0	0	0	0	0	0
Jun-19																								
<b>Total</b>	<b>0</b>	<b>0.00</b>	<b>0</b>	<b>0.00</b>	<b>0</b>	<b>0.00</b>	<b>0</b>	<b>0.00</b>	<b>0</b>	<b>0.00</b>	<b>0</b>	<b>0.000</b>	<b>0</b>	<b>0</b>	<b>1</b>	<b>1</b>	<b>0</b>	<b>0</b>	<b>0</b>	<b>0</b>	<b>0</b>	<b>0</b>	<b>0</b>	<b>0</b>

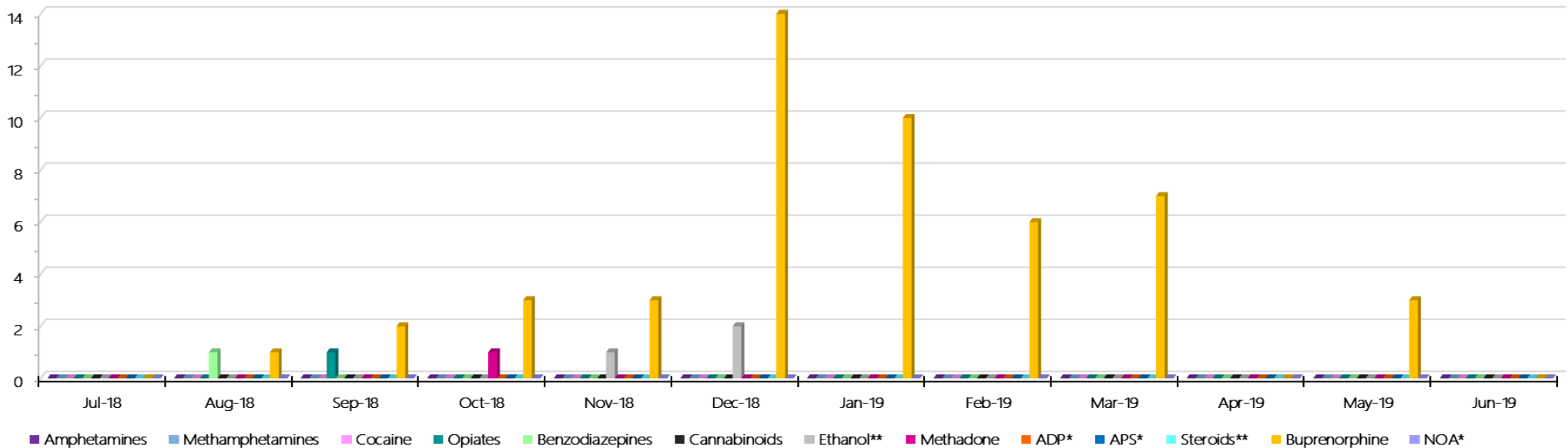
Prisoners	GVM		Powder & Crystal		Synthetic (Suspected)		Prescription Medication		Buprenorphine		Alcohol & Home Brew		Syringes & Needles		Smoking Paraphernalia		Edged Weapons		Electronic Devices		Tools		Other	
	Finds	Gms	Finds	Gms	Finds	Gms	Finds	Qty	Finds	Qty	Finds	Ltrs	Finds	Qty	Finds	Qty	Finds	Qty	Finds	Qty	Finds	Qty	Finds	Qty
Karreenga																								
Jul-18	0	0.00	0	0.00	0	0.00	6	175.50	0	0.00	0	0.000	0	0	1	1	1	1	1	10	0	0	1	10
Aug-18	0	0.00	0	0.00	0	0.00	1	1.00	0	0.00	0	0.000	0	0	2	4	1	1	1	1	0	0	3	3
Sep-18	0	0.00	0	0.00	0	0.00	1	2.00	2	6.90	0	0.000	0	0	2	3	2	2	0	0	0	0	3	7
Oct-18	0	0.00	0	0.00	0	0.00	4	25.00	2	0.40	0	0.000	0	0	1	1	1	1	0	0	0	0	0	0
Nov-18	0	0.00	0	0.00	0	0.00	5	8.00	1	0.10	0	0.000	0	0	3	11	1	1	0	0	3	3	4	4
Dec-18	0	0.00	0	0.00	0	0.00	2	5.50	0	0.00	1	2.000	0	0	1	2	0	0	0	0	0	0	3	3
Jan-19	0	0.00	0	0.00	0	0.00	0	0.00	0	0.00	1	11.250	3	3	2	5	1	1	0	0	0	0	4	9
Feb-19	0	0.00	0	0.00	0	0.00	0	0.00	1	0.10	0	0.000	1	1	0	0	2	2	0	0	0	0	1	1
Mar-19	0	0.00	0	0.00	0	0.00	5	4.60	1	0.10	2	10.000	3	5	4	20	2	6	0	0	1	1	1	1
Apr-19	0	0.00	0	0.00	0	0.00	5	12.50	3	0.70	1	10.000	3	3	0	0	1	1	1	1	0	0	2	2
May-19	0	0.00	0	0.00	1	0.02	3	9.00	2	1.30	0	0.000	0	0	0	0	3	3	0	0	0	0	1	1
Jun-19																								
<b>Total</b>	<b>0</b>	<b>0.00</b>	<b>0</b>	<b>0.00</b>	<b>1</b>	<b>0.02</b>	<b>32</b>	<b>243.10</b>	<b>12</b>	<b>9.60</b>	<b>5</b>	<b>33.250</b>	<b>10</b>	<b>12</b>	<b>16</b>	<b>47</b>	<b>15</b>	<b>19</b>	<b>3</b>	<b>12</b>	<b>4</b>	<b>4</b>	<b>23</b>	<b>41</b>

### Karreenga Targeted and Random General Drug Test Positives & Equivalents - 2018-2019



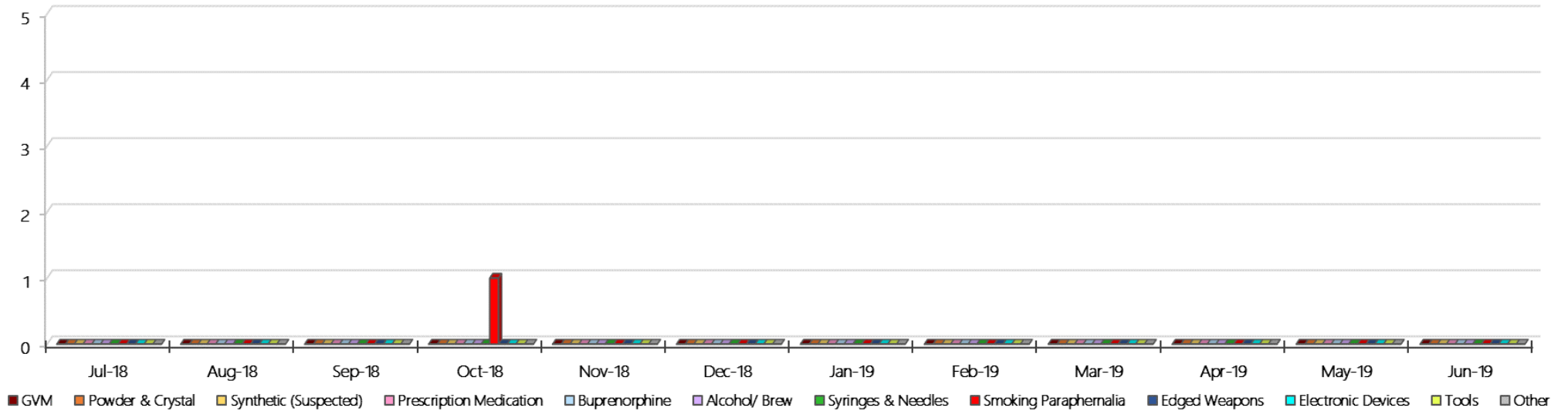
### Karreenga Positive Test Results by Drug Type - 2018-2019

Karreenga Positive Test Results By Drug Type: 2018-2019



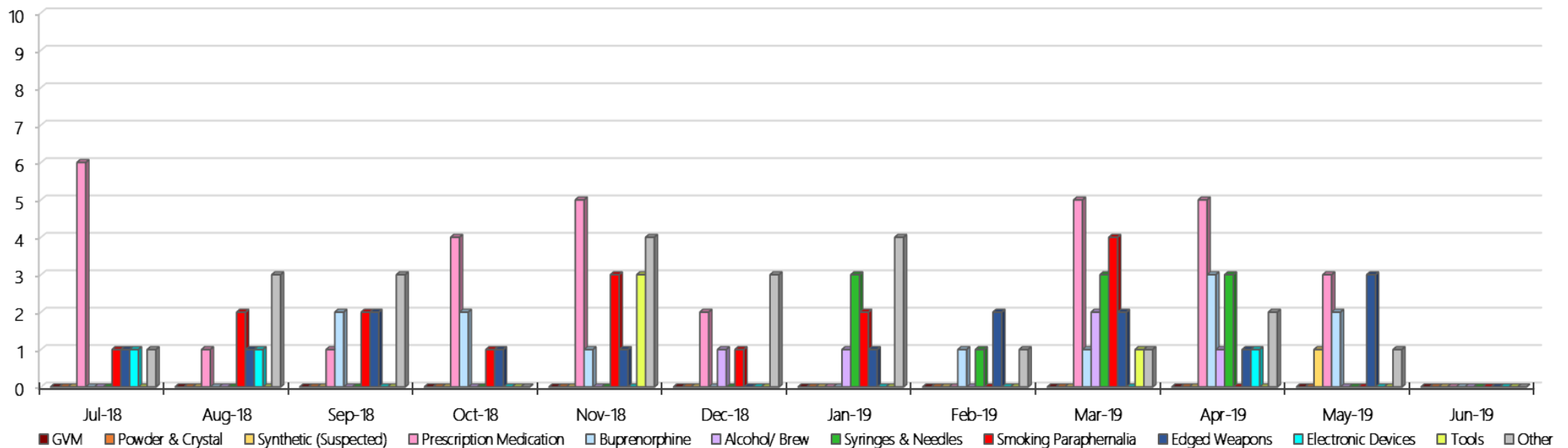
### Karreenga Count of Visitor Seizure Finds – Monthly 2018-2019

Karreenga Count of Visitor Seizure Finds - Monthly 2018-2019



### Karreenga Count of Prisoner Seizure Finds – Monthly 2018-2019

Karreenga Count of Prisoner Seizure Finds - Monthly 2018-2019



## Marngoneet Correctional Centre

### Targeted and Random General Drug Test Results: 2018-2019

Marngoneet	Jul-18	Aug-18	Sep-18	Oct-18	Nov-18	Dec-18	Jan-19	Feb-19	Mar-19	Apr-19	May-19	Jun-19	Average	Totals
Effective Sample - Targeted	75	78	66	91	52	76	68	47	63	15	56		62	687
Targeted Positives	7	7	13	10	8	13	14	9	8	2	5		9	96
Refusal	0	0	1	1	0	0	0	0	0	0	1		0	3
Unable	3	2	0	5	1	3	2	2	1	1	0		2	20
Interfered	0	0	0	0	0	0	0	0	0	0	0		0	0
Adulterated	0	0	0	0	0	0	0	0	0	0	0		0	0
Targeted % Tested Positive	13.33%	11.54%	21.21%	17.58%	17.31%	21.05%	23.53%	23.40%	14.29%	20.00%	10.71%		17.32%	17.32%
Awaiting / Pending Results	0	0	0	0	0	0	0	0	0	0	7		1	7
Targeted Residual	1	1	1	3	0	0	0	0	2	0	0		1	8
Random tests collected	79	64	64	69	60	74	60	61	56	75	56		65	718
Tested Positive	6	3	2	6	3	4	5	7	5	6	1		4	48
Refusal (guilty)	1	0	0	0	0	0	0	0	0	0	0		0	1
Unable (not guilty)	0	1	0	0	0	0	0	0	0	0	0		0	1
Unable (guilty)	1	1	1	4	1	5	1	1	4	3	3		2	25
Interfered (guilty)	0	0	0	0	0	0	0	0	0	0	0		0	0
No test (valid reason)	3	0	0	7	2	0	3	2	3	2	2		2	24
No test (no valid reason)	0	0	0	0	0	0	0	0	0	0	0		0	0
Adulterated	0	0	0	0	0	0	0	0	0	0	0		0	0
Awaiting / Pending Results	0	0	0	0	0	0	0	0	0	0	2		0	2
Random Residual (PIMS URAR030)	0	0	0	0	0	0	0	1	0	0	0			1
Effective Sample - Random General	81	65	65	73	61	79	61	62	60	78	59		68	744
% Tested positive	7.41%	4.62%	3.08%	8.22%	4.92%	5.06%	8.20%	11.29%	8.33%	7.69%	1.69%		6.41%	
% Prisoner guilty, positive equivalents	2.47%	1.54%	1.54%	5.48%	1.64%	6.33%	1.64%	1.61%	6.67%	3.85%	5.08%		3.44%	
% Total prisoner fails	9.88%	6.15%	4.62%	13.70%	6.56%	11.39%	9.84%	12.90%	15.00%	11.54%	6.78%		9.85%	
% No test without valid reason	0.00%	0.00%	0.00%	0.00%	0.00%	0.00%	0.00%	0.00%	0.00%	0.00%	0.00%		0.00%	
Random General Benchmark 6.50%	6.50%	6.50%	6.50%	6.50%	6.50%	6.50%	6.50%	6.50%	6.50%	6.50%	6.50%	6.50%	YTD	
% Failures for SDO	9.88%	6.15%	4.62%	13.70%	6.56%	11.39%	9.84%	12.90%	15.00%	11.54%	6.78%		9.95%	



*Marngoneet - Drugs Identified Through Testing by Drug Type – Monthly & 2018-2019*

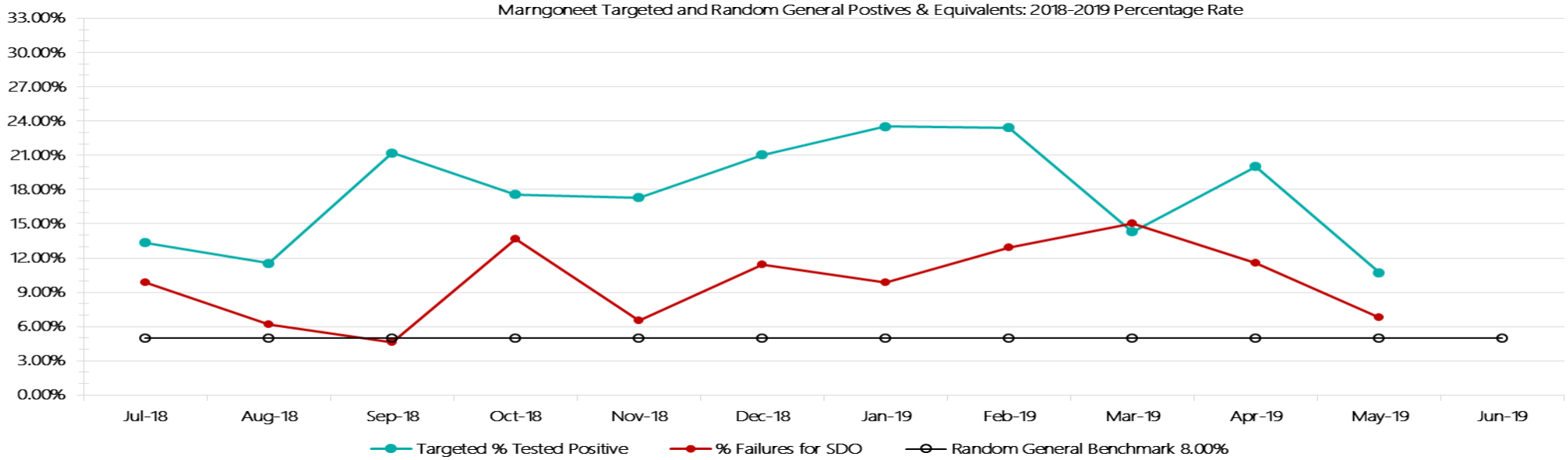
Marngoneet	Amphetamines	Methamphetamines	Cocaine	Opiates	Benzodiazepines	Cannabinoids	Ethanol**	Methadone	ADP*	APS*	Steroids**	Buprenorphine	NOA*	Total
Jul-18	1	0	0	0	0	0	0	0	0	0	0	14	0	15
Aug-18	1	0	0	0	0	1	0	0	0	0	0	14	0	16
Sep-18	0	0	0	0	0	0	0	0	0	0	0	23	0	23
Oct-18	0	0	0	0	0	0	0	0	0	0	0	19	0	19
Nov-18	0	0	0	0	0	2	2	0	0	0	0	11	0	15
Dec-18	1	0	0	0	1	0	0	0	0	0	0	26	0	28
Jan-19	0	0	0	0	1	0	0	0	0	0	0	24	0	25
Feb-19	3	1	0	0	0	1	0	0	0	0	0	20	0	25
Mar-19	0	0	0	1	0	0	0	0	0	0	0	22	0	23
Apr-19	0	0	0	0	0	1	0	0	0	0	0	15	0	16
May-19	0	0	0	1	1	0	0	0	0	0	0	9	0	11
Jun-19														
<b>Marngoneet YTD</b>	<b>6</b>	<b>1</b>	<b>0</b>	<b>2</b>	<b>3</b>	<b>5</b>	<b>2</b>	<b>0</b>	<b>0</b>	<b>0</b>	<b>0</b>	<b>197</b>	<b>0</b>	<b>216</b>
<i>All Prisons YTD</i>	<i>333</i>	<i>85</i>	<i>1</i>	<i>67</i>	<i>63</i>	<i>36</i>	<i>5</i>	<i>45</i>	<i>40</i>	<i>23</i>	<i>0</i>	<i>1654</i>	<i>4</i>	<i>2356</i>
<i>Marngoneet % of Total</i>	<i>1.80%</i>	<i>1.18%</i>	<i>0.00%</i>	<i>2.99%</i>	<i>4.76%</i>	<i>13.89%</i>	<i>40.00%</i>	<i>0.00%</i>	<i>0.00%</i>	<i>0.00%</i>	<i>0.00%</i>	<i>11.91%</i>	<i>0.00%</i>	<i>9.17%</i>

*Marngoneet Seizures of Contraband: Visitors & Prisoners – Monthly & 2018-2019*

Visitors	GVM		Powder & Crystal		Synthetic (Suspected)		Prescription Medication		Buprenorphine		Alcohol & Home Brew		Syringes & Needles		Smoking Paraphernalia		Edged Weapons		Electronic Devices		Tools		Other		
	MCC	Finds	Gms	Finds	Gms	Finds	Gms	Finds	Qty	Finds	Qty	Finds	Ltrs	Finds	Qty	Finds	Qty	Finds	Qty	Finds	Qty	Finds	Qty	Finds	Qty
Jul-18	0	0.00	0	0.00	0	0.00	0	0.00	0	0.00	0	0.000	1	1	0	0	0	0	0	0	0	0	0	0	0
Aug-18	0	0.00	0	0.00	0	0.00	0	0.00	0	0.00	0	0.000	0	0	0	0	0	0	0	0	0	0	0	0	0
Sep-18	0	0.00	0	0.00	0	0.00	0	0.00	0	0.00	0	0.000	0	0	0	0	0	0	1	2	0	0	0	0	0
Oct-18	1	10.00	0	0.00	0	0.00	1	5.00	0	0.00	0	0.000	0	0	1	2	0	0	0	0	0	0	1	1	1
Nov-18	0	0.00	0	0.00	0	0.00	0	0.00	0	0.00	0	0.000	0	0	1	2	0	0	0	0	0	0	0	0	0
Dec-18	0	0.00	0	0.00	0	0.00	0	0.00	1	70.00	0	0.000	0	0	0	0	0	0	0	0	0	0	0	0	0
Jan-19	0	0.00	0	0.00	0	0.00	0	0.00	0	0.00	0	0.000	0	0	0	0	0	0	0	0	0	0	0	0	0
Feb-19	0	0.00	0	0.00	0	0.00	0	0.00	0	0.00	0	0.000	0	0	0	0	0	0	0	0	0	0	0	0	0
Mar-19	0	0.00	0	0.00	0	0.00	0	0.00	0	0.00	0	0.000	0	0	1	4	0	0	0	0	0	0	0	0	0
Apr-19	0	0.00	0	0.00	0	0.00	0	0.00	0	0.00	0	0.000	0	0	0	0	0	0	0	0	0	0	0	0	0
May-19	0	0.00	0	0.00	0	0.00	0	0.00	1	21.00	0	0.000	0	0	2	6	0	0	0	0	0	0	0	0	0
Jun-19																									
Total	1	10.00	0	0.00	0	0.00	1	5.00	2	91.00	0	0.000	1	1	5	14	0	0	1	2	0	0	1	1	1

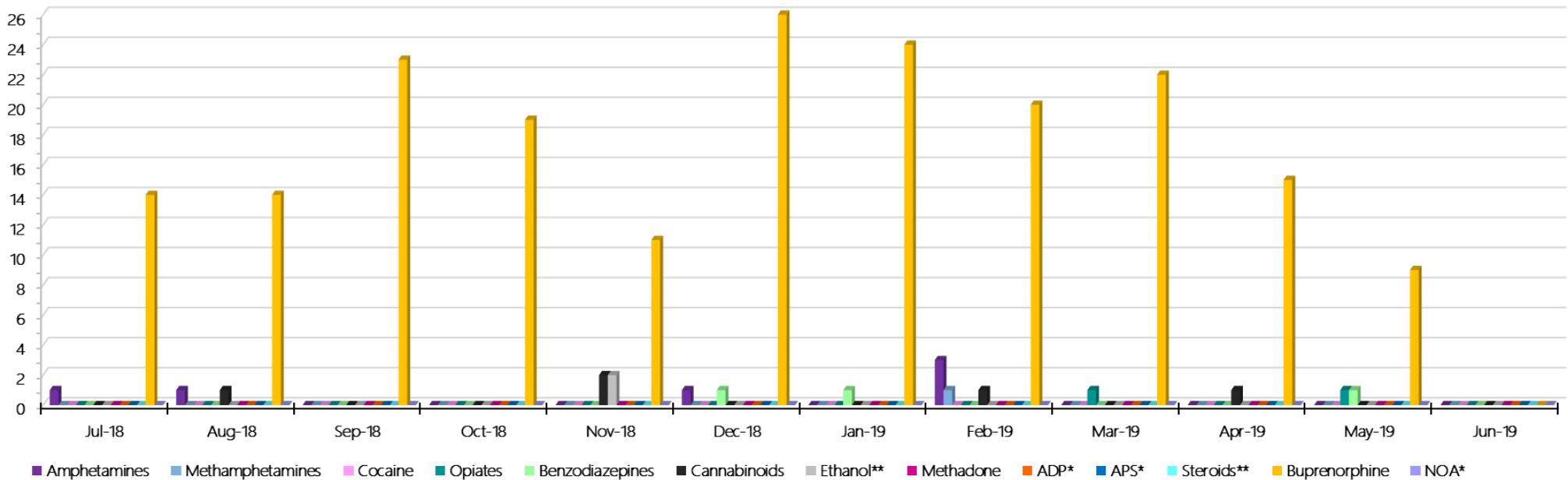
Prisoners	GVM		Powder & Crystal		Synthetic (Suspected)		Prescription Medication		Buprenorphine		Alcohol & Home Brew		Syringes & Needles		Smoking Paraphernalia		Edged Weapons		Electronic Devices		Tools		Other			
	MCC	Finds	Gms	Finds	Gms	Finds	Gms	Finds	Qty	Finds	Qty	Finds	Ltrs	Finds	Qty	Finds	Qty	Finds	Qty	Finds	Qty	Finds	Qty	Finds	Qty	
Jul-18	0	0.00	2	0.31	0	0.00	17	30.75	6	9.50	5	16.300	2	2	2	16	5	7	3	3	0	0	2	3	3	
Aug-18	1	0.59	0	0.00	1	2.00	10	26.00	8	4.15	3	24.500	0	0	3	10	5	5	1	4	1	1	6	8	8	
Sep-18	1	5.00	0	0.00	0	0.00	5	5.50	6	6.20	0	0.000	0	0	1	1	3	3	0	0	0	0	7	7	7	
Oct-18	0	0.00	1	0.49	0	0.00	4	10.00	13	22.70	3	8.000	0	0	1	3	3	3	0	0	0	0	6	6	6	
Nov-18	0	0.00	1	0.20	0	0.00	3	2.50	3	194.00	0	0.000	2	2	4	7	2	5	1	1	0	0	7	7	7	
Dec-18	0	0.00	0	0.00	0	0.00	3	3.50	7	62.70	2	7.000	0	0	5	5	1	1	0	0	0	0	4	4	4	
Jan-19	0	0.00	0	0.00	0	0.00	2	1.00	8	6.50	1	2.000	0	0	2	3	4	4	0	0	1	1	4	4	4	
Feb-19	0	0.00	1	2.50	0	0.00	3	11.00	6	16.20	1	12.000	1	1	1	1	0	0	0	0	2	2	6	18	18	
Mar-19	0	0.00	0	0.00	1	2.00	10	10.10	7	41.70	4	42.000	1	1	4	9	4	4	0	0	0	0	8	12	12	
Apr-19	0	0.00	0	0.00	0	0.00	8	7.25	5	3.50	3	15.000	0	0	6	88	3	4	0	0	0	0	11	19	19	
May-19	0	0.00	0	0.00	0	0.00	6	9.50	8	3.70	1	0.500	2	2	5	10	2	2	1	1	0	0	4	4	4	
Jun-19																										
Total	2	5.59	5	3.50	2	4.00	71	117.10	77	370.85	23	127.30	8	8	34	153	32	38	6	9	4	4	65	92	92	

## Marrongneet Targeted and Random General Drug Test Positives & Equivalents - 2018-2019



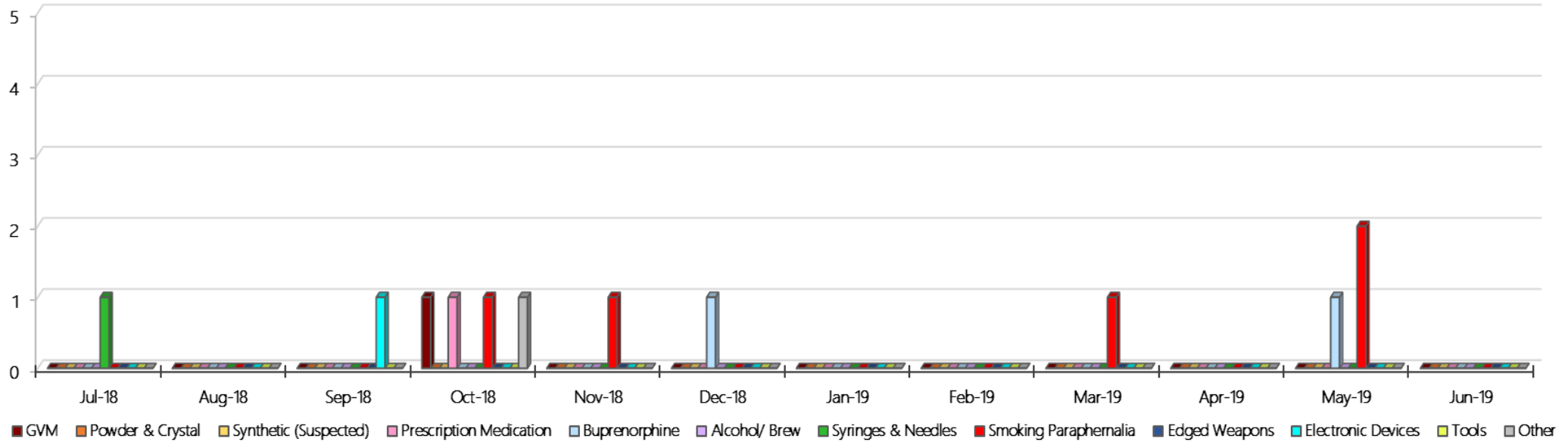
## Marrongneet Positive Test Results by Drug Type - 2018-2019

Marrongneet Positive Test Results By Drug Type: 2018-2019



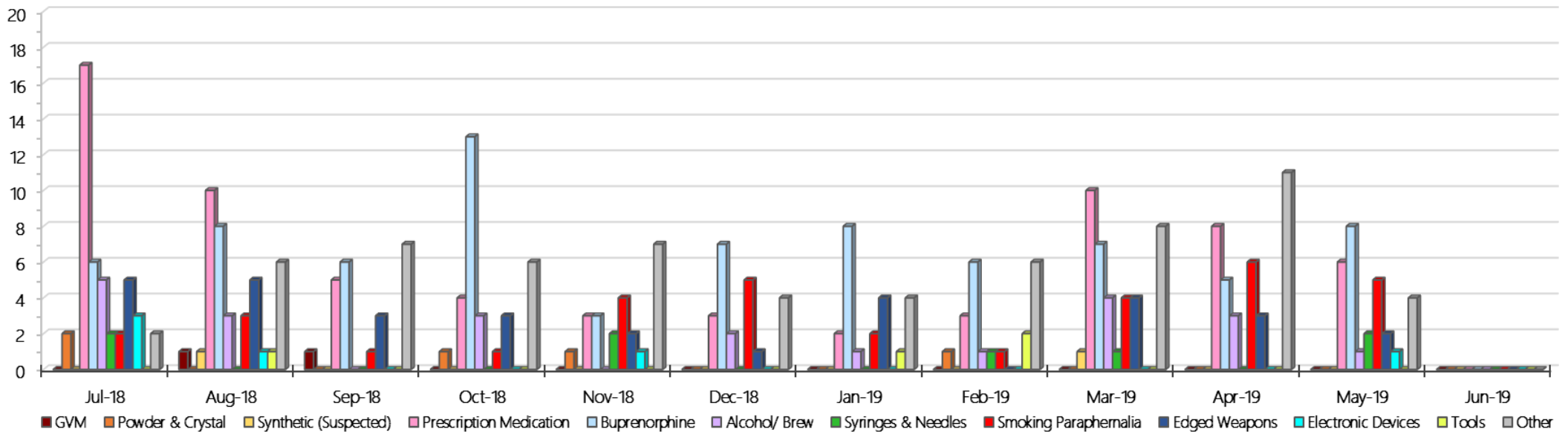
### Marrngoneet Count of Visitor Seizure Finds – Monthly 2018-2019

Marrngoneet Count of Visitor Seizure Finds - Monthly 2018-2019



### Marrngoneet Count of Prisoner Seizure Finds – Monthly 2018-2019

Marrngoneet Count of Prisoner Seizure Finds - Monthly 2018-2019



## Loddon Prison

### Targeted and Random General Drug Test Results: 2018-2019

Loddon	Jul-18	Aug-18	Sep-18	Oct-18	Nov-18	Dec-18	Jan-19	Feb-19	Mar-19	Apr-19	May-19	Jun-19	Average	Totals
Effective Sample - Targeted	59	60	62	85	62	79	61	51	65	56	57		63	697
Targeted Positives	4	6	7	4	4	5	5	8	4	6	6		5	59
Refusal	0	1	0	0	0	0	0	1	0	0	0		0	2
Unable	0	0	1	2	1	0	1	0	2	0	3		1	10
Interfered	0	0	0	0	0	0	0	0	0	1	1		0	2
Adulterated	0	0	0	0	0	1	0	0	0	0	0		0	1
Targeted % Tested Positive	6.78%	11.67%	12.90%	7.06%	8.06%	7.59%	9.84%	17.65%	9.23%	12.50%	17.54%		10.62%	10.62%
Awaiting / Pending Results	0	0	0	0	0	0	0	0	0	0	0		0	0
Targeted Residual	0	1	1	0	1	1	0	1	1	1	0		1	7
Random tests collected	61	50	47	64	53	64	49	52	49	61	47		54	597
Tested Positive	1	3	3	3	2	4	2	2	2	4	3		3	29
Refusal (guilty)	1	1	0	0	0	0	0	0	0	0	0		0	2
Unable (not guilty)	0	0	0	0	0	0	0	0	0	0	0		0	0
Unable (guilty)	0	0	2	1	0	1	0	0	0	0	0		0	4
Interfered (guilty)	0	0	0	0	0	0	0	0	0	0	0		0	0
No test (valid reason)	2	0	2	4	1	0	2	0	3	0	1		1	15
No test (no valid reason)	0	0	0	0	0	0	0	0	0	0	0		0	0
Adulterated	0	0	0	0	0	0	0	0	0	0	0		0	0
Awaiting / Pending Results	0	0	0	0	0	0	0	0	0	0	0		0	0
Random Residual (PIMS URAR030)	0	0	0	0	0	0	0	1	0	1	0			2
Effective Sample - Random General	62	51	49	65	53	65	49	52	49	61	47		55	603
% Tested positive	1.61%	5.88%	6.12%	4.62%	3.77%	6.15%	4.08%	3.85%	4.08%	6.56%	6.38%		4.83%	
% Prisoner guilty, positive equivalents	1.61%	1.96%	4.08%	1.54%	0.00%	1.54%	0.00%	0.00%	0.00%	0.00%	0.00%		0.98%	
% Total prisoner fails	3.23%	7.84%	10.20%	6.15%	3.77%	7.69%	4.08%	3.85%	4.08%	6.56%	6.38%		5.80%	
% No test without valid reason	0.00%	0.00%	0.00%	0.00%	0.00%	0.00%	0.00%	0.00%	0.00%	0.00%	0.00%		0.00%	
Random General Benchmark 5.00%	5.00%	5.00%	5.00%	5.00%	5.00%	5.00%	5.00%	5.00%	5.00%	5.00%	5.00%	5.00%	YTD	
% Failures for SDO	3.23%	7.84%	10.20%	6.15%	3.77%	7.69%	4.08%	3.85%	4.08%	6.56%	6.38%		5.80%	

*Loddon - Drugs Identified Through Testing by Drug Type – Monthly & 2018-2019*

Loddon	Amphetamines	Methamphetamines	Cocaine	Opiates	Benzodiazepines	Cannabinoids	Ethanol**	Methadone	ADP*	APS*	Steroids**	Buprenorphine	NOA*	Total
Jul-18	2	0	0	0	0	0	0	0	0	0	0	6	0	8
Aug-18	0	0	0	0	0	0	0	0	0	0	0	13	0	13
Sep-18	5	0	0	0	0	0	0	0	0	0	0	10	0	15
Oct-18	1	0	0	0	0	0	0	0	0	0	0	8	0	9
Nov-18	0	0	0	0	0	0	0	0	0	0	0	9	0	9
Dec-18	2	0	0	0	0	0	0	0	0	0	0	11	0	13
Jan-19	1	0	0	0	0	0	0	1	0	0	0	11	0	13
Feb-19	0	0	0	0	0	0	0	0	0	0	0	11	0	11
Mar-19	1	1	0	0	0	1	0	0	0	0	0	14	0	17
Apr-19	0	0	0	0	0	0	0	0	0	0	0	15	0	15
May-19	1	1	0	0	0	0	0	0	0	0	0	10	0	12
Jun-19														
Loddon YTD	13	2	0	0	0	1	0	1	0	0	0	118	0	135
All Prisons YTD	333	85	1	67	63	36	5	45	40	23	0	1654	4	2356
Loddon % of Total	3.90%	2.35%	0.00%	0.00%	0.00%	2.78%	0.00%	2.22%	0.00%	0.00%	0.00%	7.13%	0.00%	5.73%

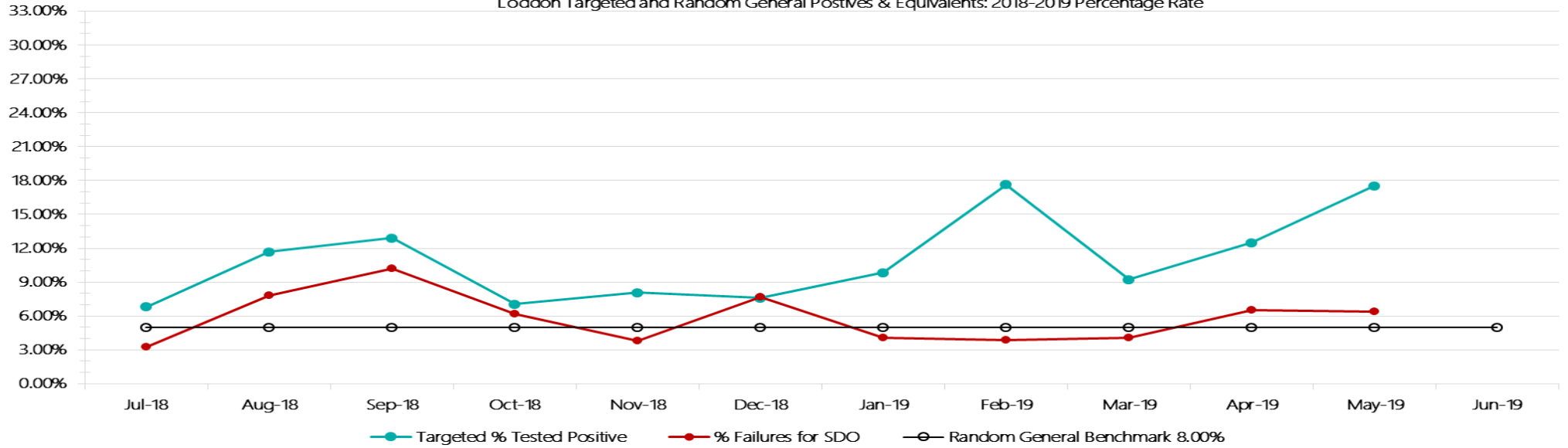
*Loddon Seizures of Contraband: Visitors & Prisoners – Monthly & 2018-2019*

Visitors	GVM		Powder & Crystal		Synthetic (Suspected)		Prescription Medication		Buprenorphine		Alcohol & Home Brew		Syringes & Needles		Smoking Paraphernalia		Edged Weapons		Electronic Devices		Tools		Other	
	Finds	Gms	Finds	Gms	Finds	Gms	Finds	Qty	Finds	Qty	Finds	Ltrs	Finds	Qty	Finds	Qty	Finds	Qty	Finds	Qty	Finds	Qty	Finds	Qty
Loddon																								
Jul-18	0	0.00	0	0.00	0	0.00	0	0.00	1	5.00	0	0.000	0	0	0	0	0	0	0	0	0	0	0	0
Aug-18	0	0.00	0	0.00	0	0.00	0	0.00	0	0.00	0	0.000	0	0	0	0	0	0	0	0	0	0	0	0
Sep-18	0	0.00	0	0.00	0	0.00	0	0.00	0	0.00	0	0.000	0	0	0	0	0	0	0	0	0	0	0	0
Oct-18	1	1.00	0	0.00	0	0.00	0	0.00	2	58.00	0	0.000	0	0	0	0	0	0	0	0	0	0	0	0
Nov-18	0	0.00	0	0.00	0	0.00	0	0.00	0	0.00	0	0.000	0	0	0	0	0	0	0	0	0	0	0	0
Dec-18	2	6.20	1	1.00	0	0.00	1	3.50	1	5.00	1	12.000	0	0	3	6	1	1	1	2	0	0	0	0
Jan-19	0	0.00	0	0.00	0	0.00	0	0.00	0	0.00	0	0.000	0	0	0	0	0	0	0	0	0	0	0	0
Feb-19	0	0.00	0	0.00	0	0.00	0	0.00	0	0.00	0	0.000	0	0	0	0	0	0	0	0	0	0	0	0
Mar-19	0	0.00	0	0.00	0	0.00	0	0.00	0	0.00	0	0.000	0	0	0	0	0	0	0	0	0	0	0	0
Apr-19	0	0.00	0	0.00	0	0.00	0	0.00	0	0.00	0	0.000	0	0	0	0	0	0	0	0	0	0	0	0
May-19	0	0.00	0	0.00	0	0.00	0	0.00	0	0.00	0	0.000	0	0	0	0	0	0	0	0	0	0	0	0
Jun-19																								
Total	3	7.20	1	1.00	0	0.00	1	3.50	4	68.00	1	12.000	0	0	3	6	1	1	1	2	0	0	0	0

Prisoners	GVM		Powder & Crystal		Synthetic (Suspected)		Prescription Medication		Buprenorphine		Alcohol & Home Brew		Syringes & Needles		Smoking Paraphernalia		Edged Weapons		Electronic Devices		Tools		Other	
	Finds	Gms	Finds	Gms	Finds	Gms	Finds	Qty	Finds	Qty	Finds	Ltrs	Finds	Qty	Finds	Qty	Finds	Qty	Finds	Qty	Finds	Qty	Finds	Qty
Loddon																								
Jul-18	0	0.00	0	0.00	0	0.00	0	0.00	1	0.20	1	4.500	0	0	3	5	4	4	1	1	0	0	2	3
Aug-18	0	0.00	2	0.20	0	0.00	2	53.50	1	0.10	0	0.000	1	1	4	9	2	2	0	0	4	5	10	22
Sep-18	0	0.00	0	0.00	0	0.00	0	0.00	4	1.70	1	7.500	1	1	1	1	0	0	2	4	7	7	0	0
Oct-18	0	0.00	0	0.00	0	0.00	4	7.50	1	0.10	1	1.250	2	2	3	3	2	2	2	3	0	0	0	0
Nov-18	0	0.00	0	0.00	0	0.00	0	0.00	4	48.70	0	0.000	0	0	1	1	0	0	0	0	0	0	1	1
Dec-18	1	2.20	0	0.00	0	0.00	1	0.50	1	0.10	1	2.000	0	0	1	1	0	0	0	0	0	0	0	0
Jan-19	0	0.00	0	0.00	0	0.00	0	0.00	7	7.60	3	20.000	0	0	3	6	1	1	0	0	3	3	0	0
Feb-19	0	0.00	1	0.50	0	0.00	1	0.50	8	12.80	2	5.500	0	0	0	0	3	3	2	2	0	0	1	1
Mar-19	0	0.00	0	0.00	0	0.00	0	0.00	7	0.00	3	3.750	0	0	10	50	5	6	1	1	3	8	0	0
Apr-19	0	0.00	0	0.00	0	0.00	2	51.00	4	1.80	3	9.000	0	0	5	14	3	3	1	1	1	1	0	0
May-19	0	0.00	1	1.20	0	0.00	1	1.00	4	5.00	2	3.750	1	1	6	13	1	1	0	0	2	2	0	0
Jun-19																								
Total	1	2.20	4	1.90	0	0.00	11	114.00	42	78.10	17	57.250	5	5	37	103	21	22	9	12	20	26	14	27

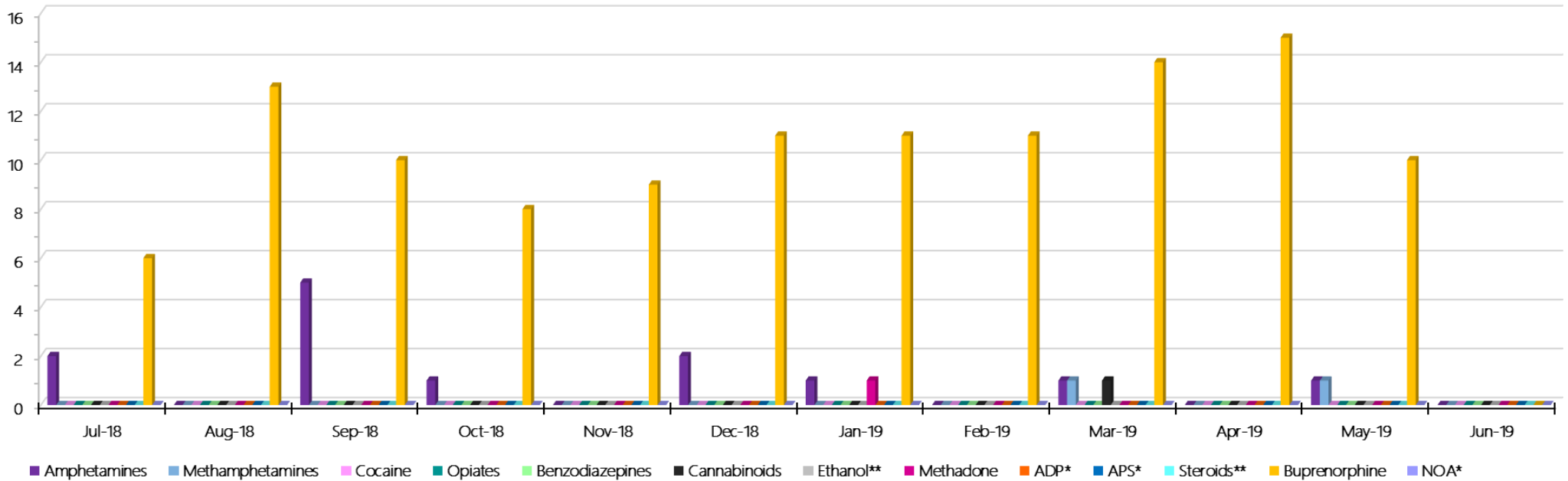
### Loddon Targeted and Random General Drug Test Positives & Equivalents - 2018-2019

Loddon Targeted and Random General Postives & Equivalents: 2018-2019 Percentage Rate



### Loddon Positive Test Results by Drug Type - 2018-2019

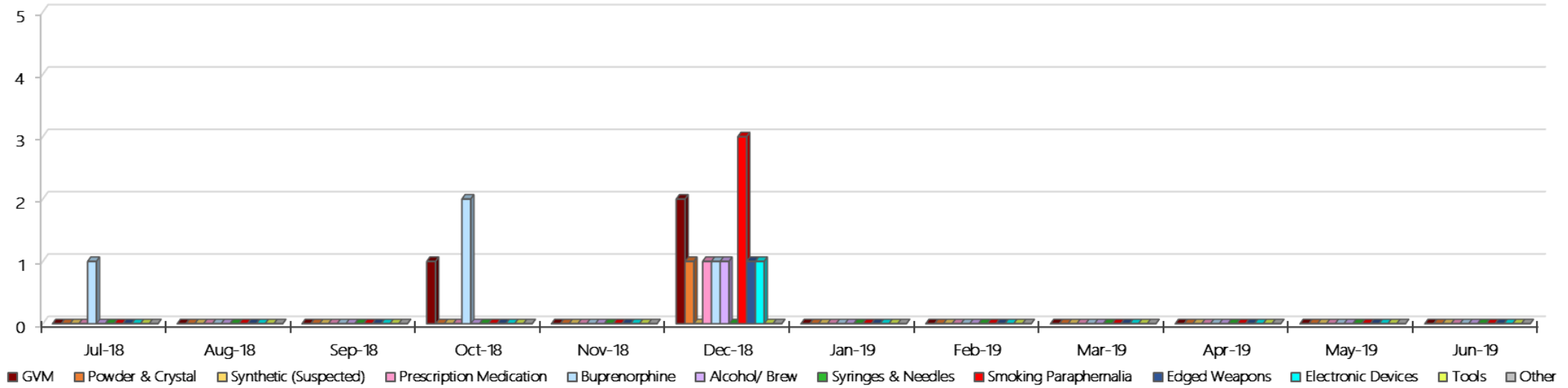
Loddon Positive Test Results By Drug Type: 2018-2019





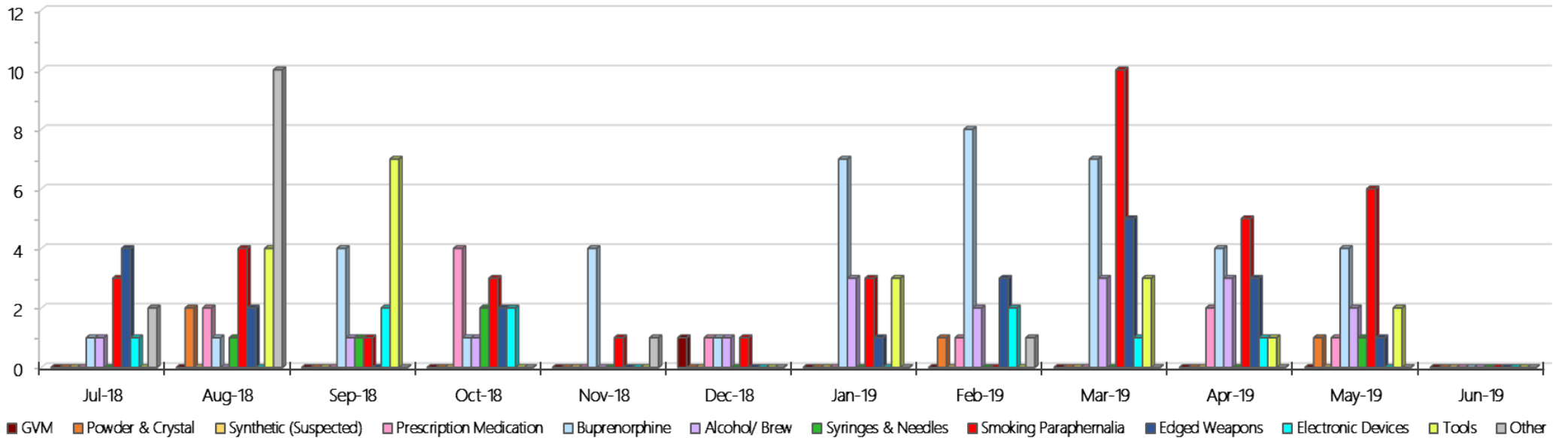
### Loddon Count of Visitor Seizure Finds – Monthly 2018-2019

Loddon Count of Visitor Seizure Finds - Monthly 2018-2019



### Loddon Count of Prisoner Seizure Finds – Monthly 2018-2019

Loddon Count of Prisoner Seizure Finds - Monthly 2018-2019



*Middleton (annex of Loddon)*  
*Targeted and Random General Drug Test Results: 2018-2019*

Middleton	Jul-18	Aug-18	Sep-18	Oct-18	Nov-18	Dec-18	Jan-19	Feb-19	Mar-19	Apr-19	May-19	Jun-19	Average	Totals
Effective Sample - Targeted	30	32	52	54	51	44	49	22	41	59	41		43	475
Targeted Positives	1	0	4	0	0	3	0	0	3	2	1		1	14
Refusal	0	0	2	1	0	0	0	0	0	1	0		0	4
Unable	0	0	2	0	0	0	0	0	0	0	0		0	2
Interfered	0	0	0	0	0	0	0	0	0	0	0		0	0
Adulterated	0	0	0	0	0	0	0	0	0	0	0		0	0
Targeted % Tested Positive	3.33%	0.00%	15.38%	1.85%	0.00%	6.82%	0.00%	0.00%	7.32%	5.08%	2.44%		4.21%	4.21%
Awaiting / Pending Results	0	0	0	0	0	0	0	0	0	0	0		0	0
Targeted Residual	0	0	0	0	0	0	0	0	0	0	0		0	0
Random tests collected	37	27	28	36	32	40	30	31	30	34	32		32	357
Tested Positive	0	0	0	0	1	0	0	0	1	0	0		0	2
Refusal (guilty)	0	0	0	0	0	0	0	1	0	0	0		0	1
Unable (not guilty)	0	0	0	0	0	0	0	0	0	0	0		0	0
Unable (guilty)	0	0	0	0	0	0	0	0	0	2	0		0	2
Interfered (guilty)	0	0	0	0	0	0	0	0	0	0	0		0	0
No test (valid reason)	2	1	0	0	0	0	2	0	0	0	0		0	5
No test (no valid reason)	0	0	0	0	0	0	0	0	0	0	0		0	0
Adulterated	0	0	0	0	0	0	0	0	0	0	0		0	0
Awaiting / Pending Results	0	0	0	0	0	0	0	0	0	0	0		0	0
Random Residual (PIMS URAR030)	0	0	0	0	0	0	0	0	0	0	0		0	0
Effective Sample - Random General	37	27	28	36	32	40	30	32	30	36	32		33	360
% Tested positive	0.00%	0.00%	0.00%	0.00%	3.13%	0.00%	0.00%	0.00%	3.33%	0.00%	0.00%		0.59%	
% Prisoner guilty, positive equivalents	0.00%	0.00%	0.00%	0.00%	0.00%	0.00%	0.00%	3.13%	0.00%	5.56%	0.00%		0.79%	
% Total prisoner fails	0.00%	0.00%	0.00%	0.00%	3.13%	0.00%	0.00%	3.13%	3.33%	5.56%	0.00%		1.38%	
% No test without valid reason	0.00%	0.00%	0.00%	0.00%	0.00%	0.00%	0.00%	0.00%	0.00%	0.00%	0.00%		0.00%	
Random General Benchmark 4.00%	4.00%	4.00%	4.00%	4.00%	4.00%	4.00%	4.00%	4.00%	4.00%	4.00%	4.00%	4.00%	YTD	
% Failures for SDO	0.00%	0.00%	0.00%	0.00%	3.13%	0.00%	0.00%	3.13%	3.33%	5.56%	0.00%		1.39%	

Middleton - Drugs Identified Through Testing by Drug Type – Monthly & 2018-2019

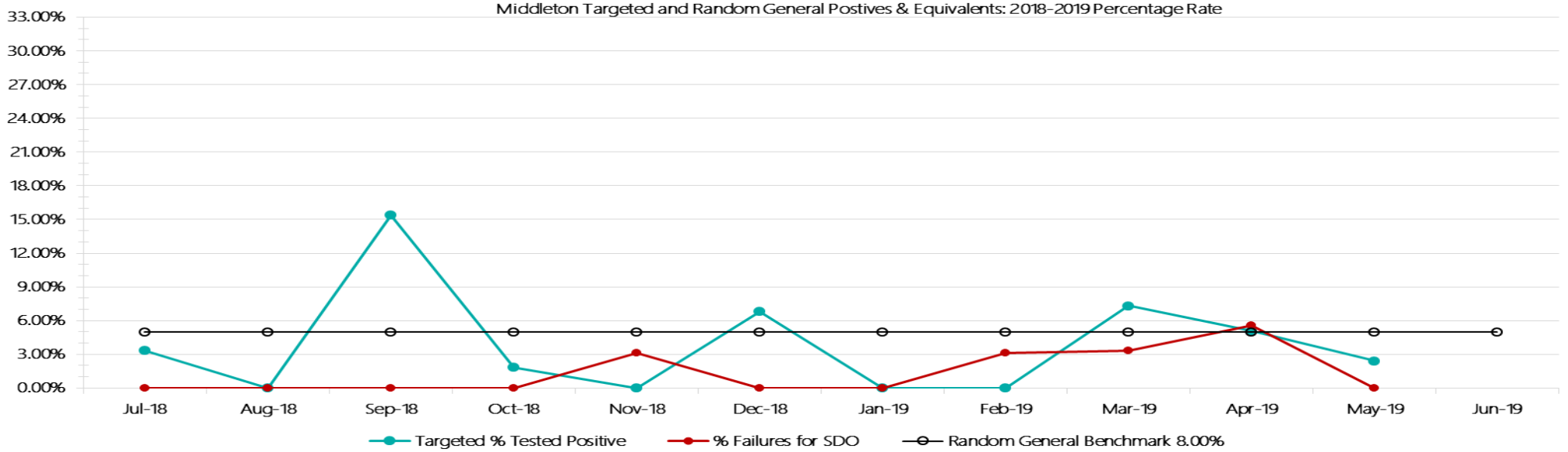
Middleton	Amphetamines	Methamphetamines	Cocaine	Opiates	Benzodiazepines	Cannabinoids	Ethanol**	Methadone	ADP*	APS*	Steroids**	Buprenorphine	NOA*	Total
Jul-18	0	0	0	0	0	0	0	0	0	0	0	1	0	1
Aug-18	0	0	0	0	1	0	0	0	0	0	0	1	0	2
Sep-18	0	0	0	0	0	0	0	0	0	0	0	4	0	4
Oct-18	0	0	0	0	0	0	0	0	0	0	0	1	0	1
Nov-18	0	0	0	0	2	0	0	0	0	0	0	1	0	3
Dec-18	0	0	0	0	1	0	0	0	0	0	0	3	0	4
Jan-19	0	0	0	0	0	0	0	0	0	0	0	0	0	0
Feb-19	0	0	0	0	0	0	0	0	0	0	0	0	0	0
Mar-19	0	0	0	0	2	0	0	0	0	0	0	2	0	4
Apr-19	0	0	0	0	0	1	0	0	0	0	0	1	0	2
May-19	0	0	0	0	1	0	0	0	0	0	0	1	0	2
Jun-19														
Loddon YTD	0	0	0	0	7	1	0	0	0	0	0	15	0	23
All Prisons YTD	333	85	1	67	63	36	5	45	40	23	0	1654	4	2356
Loddon % of Total	0.00%	0.00%	0.00%	0.00%	11.11%	2.78%	0.00%	0.00%	0.00%	0.00%	0.00%	0.91%	0.00%	0.98%

Middleton Seizures of Contraband: Visitors & Prisoners – Monthly & 2018-2019

Visitors	GVM		Powder & Crystal		Synthetic (Suspected)		Prescription Medication		Buprenorphine		Alcohol & Home Brew		Syringes & Needles		Smoking Paraphernalia		Edged Weapons		Electronic Devices		Tools		Other	
	Finds	Gms	Finds	Gms	Finds	Gms	Finds	Qty	Finds	Qty	Finds	Ltrs	Finds	Qty	Finds	Qty	Finds	Qty	Finds	Qty	Finds	Qty	Finds	Qty
Jul-18	0	0.00	0	0.00	0	0.00	0	0.00	0	0.00	0	0.000	0	0	0	0	0	0	0	0	0	0	0	0
Aug-18	0	0.00	0	0.00	0	0.00	0	0.00	0	0.00	0	0.000	0	0	0	0	0	0	0	0	0	0	0	0
Sep-18	0	0.00	0	0.00	0	0.00	0	0.00	0	0.00	0	0.000	0	0	0	0	0	0	0	1	1	0	0	0
Oct-18	0	0.00	0	0.00	0	0.00	0	0.00	0	0.00	0	0.000	0	0	0	0	0	0	0	0	0	0	0	0
Nov-18	0	0.00	0	0.00	0	0.00	0	0.00	0	0.00	0	0.000	0	0	0	0	0	0	0	0	0	0	0	0
Dec-18	1	1.00	1	2.50	0	0.00	0	0.00	0	0.00	0	0.000	0	0	1	2	1	2	0	0	0	0	0	0
Jan-19	0	0.00	0	0.00	0	0.00	0	0.00	0	0.00	0	0.000	0	0	0	0	0	0	0	0	0	0	0	0
Feb-19	0	0.00	0	0.00	0	0.00	0	0.00	0	0.00	0	0.000	0	0	0	0	0	0	0	0	0	0	0	0
Mar-19	0	0.00	0	0.00	0	0.00	0	0.00	0	0.00	0	0.000	0	0	1	1	0	0	0	0	0	0	0	0
Apr-19	0	0.00	0	0.00	0	0.00	0	0.00	0	0.00	0	0.000	0	0	0	0	0	0	0	0	0	0	0	0
May-19	0	0.00	0	0.00	0	0.00	0	0.00	0	0.00	0	0.000	0	0	0	0	0	0	0	0	0	0	0	0
Jun-19																								
<b>Total</b>	<b>1</b>	<b>1.00</b>	<b>1</b>	<b>2.50</b>	<b>0</b>	<b>0.00</b>	<b>0</b>	<b>0.00</b>	<b>0</b>	<b>0.00</b>	<b>0</b>	<b>0.000</b>	<b>0</b>	<b>0</b>	<b>2</b>	<b>3</b>	<b>1</b>	<b>2</b>	<b>1</b>	<b>1</b>	<b>0</b>	<b>0</b>	<b>0</b>	<b>0</b>

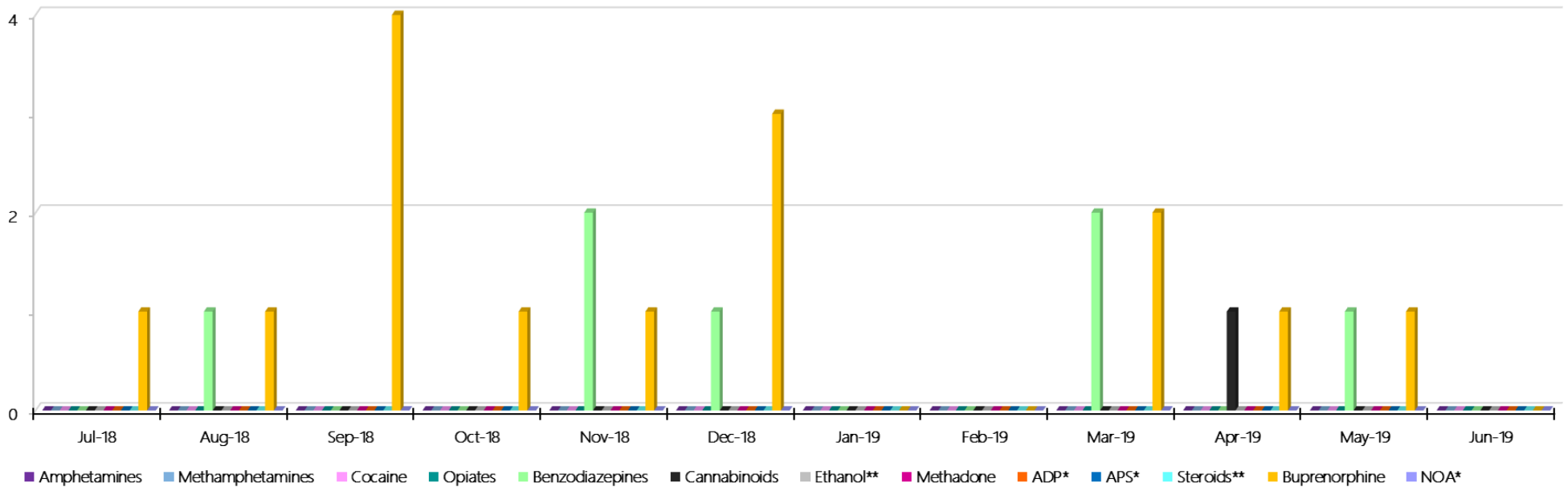
Prisoners	GVM		Powder & Crystal		Synthetic (Suspected)		Prescription Medication		Buprenorphine		Alcohol & Home Brew		Syringes & Needles		Smoking Paraphernalia		Edged Weapons		Electronic Devices		Tools		Other	
	Finds	Gms	Finds	Gms	Finds	Gms	Finds	Qty	Finds	Qty	Finds	Ltrs	Finds	Qty	Finds	Qty	Finds	Qty	Finds	Qty	Finds	Qty	Finds	Qty
Jul-18	1	68.90	3	216.20	0	0.00	1	77.00	0	0.00	1	1.000	1	1	5	599	2	4	2	2	2	3	2	2
Aug-18	0	0.00	0	0.00	0	0.00	1	1.00	1	5.00	0	0.000	0	0	0	0	0	0	0	0	0	0	2	3
Sep-18	0	0.00	0	0.00	0	0.00	0	0.00	0	0.00	0	0.000	0	0	1	4	0	0	0	0	1	2	0	0
Oct-18	0	0.00	0	0.00	0	0.00	0	0.00	0	0.00	0	0.000	1	1	1	1	0	0	0	0	0	0	1	1
Nov-18	0	0.00	0	0.00	0	0.00	0	0.00	0	0.00	0	0.000	0	0	0	0	1	1	1	1	0	0	0	0
Dec-18	0	0.00	0	0.00	0	0.00	1	1.00	0	0.00	0	0.000	0	0	1	1	1	1	2	2	2	2	0	0
Jan-19	0	0.00	1	4.10	0	0.00	0	0.00	2	48.00	0	0.000	0	0	2	4	0	0	0	0	2	2	0	0
Feb-19	0	0.00	0	0.00	0	0.00	2	7.00	0	0.00	0	0.000	0	0	3	3	0	0	6	8	1	1	0	0
Mar-19	0	0.00	0	0.00	0	0.00	0	0.00	0	0.00	0	0.000	0	0	0	0	0	0	0	0	0	0	0	0
Apr-19	0	0.00	0	0.00	0	0.00	0	0.00	1	1.10	0	0.000	0	0	0	0	0	0	0	0	0	0	0	0
May-19	0	0.00	0	0.00	0	0.00	1	1.00	1	1.00	0	0.000	0	0	2	2	0	0	0	0	0	0	0	0
Jun-19																								
<b>Total</b>	<b>1</b>	<b>68.90</b>	<b>4</b>	<b>220.30</b>	<b>0</b>	<b>0.00</b>	<b>5</b>	<b>86.00</b>	<b>4</b>	<b>54.10</b>	<b>1</b>	<b>1.000</b>	<b>2</b>	<b>2</b>	<b>13</b>	<b>612</b>	<b>4</b>	<b>6</b>	<b>11</b>	<b>13</b>	<b>8</b>	<b>10</b>	<b>5</b>	<b>6</b>

### Middleton Targeted and Random General Drug Test Positives & Equivalents - 2018-2019



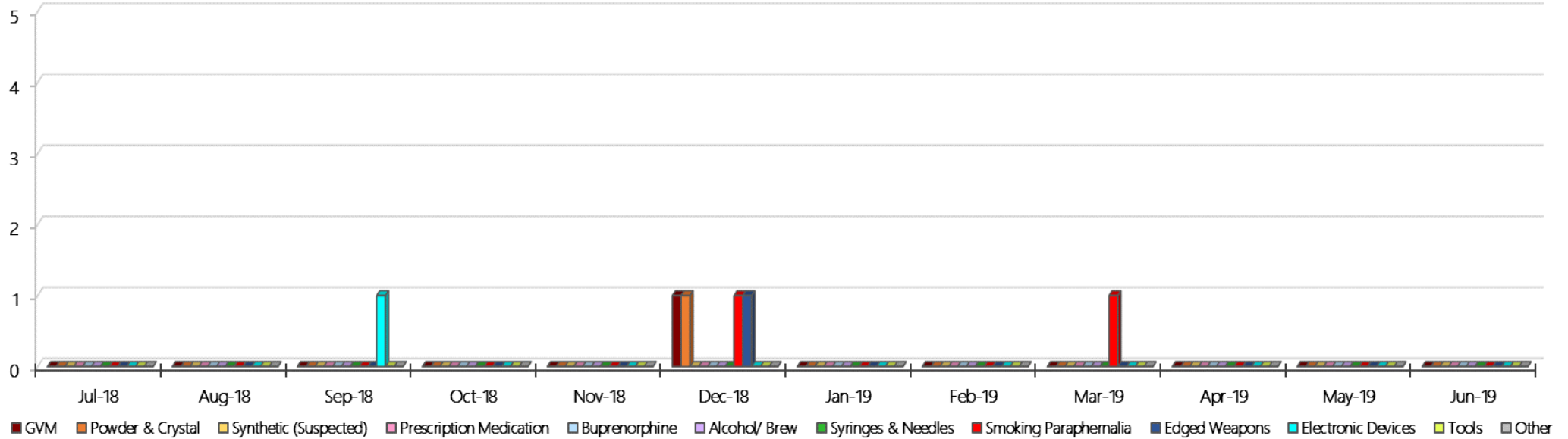
### Middleton Positive Test Results by Drug Type - 2018-2019

Middleton Positive Test Results By Drug Type: 2018-2019



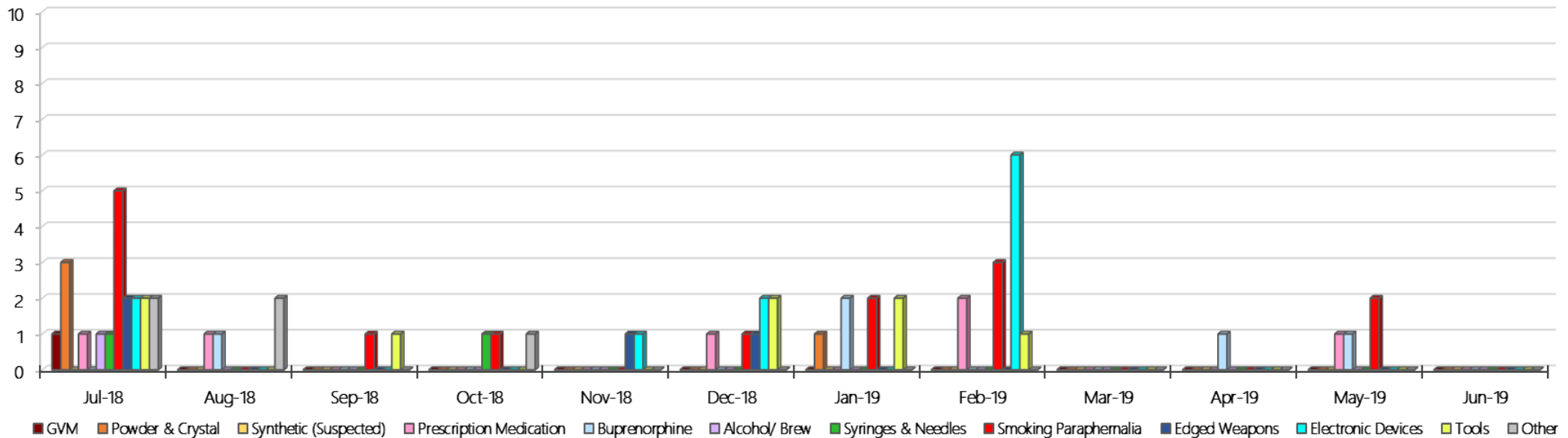
### Middleton Count of Visitor Seizure Finds – Monthly 2018-2019

Middleton Count of Visitor Seizure Finds - Monthly 2018-2019



### Middleton Count of Prisoner Seizure Finds – Monthly 2018-2019

Middleton Count of Prisoner Seizure Finds - Monthly 2018-2019



## Ravenhall Correctional Centre

### Targeted and Random General Drug Test Results: 2018-2019

Ravenhall	Jul-18	Aug-18	Sep-18	Oct-18	Nov-18	Dec-18	Jan-19	Feb-19	Mar-19	Apr-19	May-19	Jun-19	Average	Totals
Effective Sample - Targeted	205	252	182	222	232	215	234	215	382	392	466		272	2997
Targeted Positives	14	17	10	4	8	11	17	21	40	16	21		16	179
Refusal	1	3	0	0	1	0	0	0	1	1	1		1	8
Unable	1	3	3	1	1	4	3	1	4	3	9		3	33
Interfered	0	0	0	0	0	0	0	0	0	0	0		0	0
Adulterated	2	0	0	0	1	1	0	0	0	1	1		1	6
Targeted % Tested Positive	8.78%	9.13%	7.14%	2.25%	4.74%	7.44%	8.55%	10.23%	11.78%	5.36%	6.87%		7.54%	7.54%
Awaiting / Pending Results	0	0	0	0	0	0	0	0	0	0	0		0	0
Targeted Residual	1	2	2	0	2	0	0	1	0	0	0		1	8
Random tests collected	138	112	112	138	131	178	147	146	139	177	137		141	1555
Tested Positive	1	0	2	1	3	8	2	10	2	5	1		3	35
Refusal (guilty)	1	0	0	3	1	1	0	1	0	2	2		1	11
Unable (not guilty)	0	0	0	0	0	0	0	1	1	0	0		0	2
Unable (guilty)	2	1	2	1	3	1	3	1	1	2	1		2	18
Interfered (guilty)	0	0	0	0	0	0	0	0	0	0	0		0	0
No test (valid reason)	2	3	2	5	4	4	1	2	8	7	8		4	46
No test (no valid reason)	0	0	0	0	0	0	0	0	0	0	1		0	1
Adulterated	0	0	0	0	0	0	0	0	0	0	0		0	0
Awaiting / Pending Results	0	0	0	0	0	0	0	0	0	0	0		0	0
Random Residual (PIMS URAR030)	1	0	0	0	0	0	0	1	0	0	0			2
Effective Sample - Random General	141	113	114	142	135	180	150	148	140	181	141		144	1585
% Tested positive	0.71%	0.00%	1.75%	0.70%	2.22%	4.44%	1.33%	6.76%	1.43%	2.76%	0.71%		2.07%	
% Prisoner guilty, positive equivalents	2.13%	0.88%	1.75%	2.82%	2.96%	1.11%	2.00%	1.35%	0.71%	2.21%	2.13%		1.82%	
% Total prisoner fails	2.84%	0.88%	3.51%	3.52%	5.19%	5.56%	3.33%	8.11%	2.14%	4.97%	2.84%		3.90%	
% No test without valid reason	0.00%	0.00%	0.00%	0.00%	0.00%	0.00%	0.00%	0.00%	0.00%	0.00%	0.71%		0.06%	
% Failures for SDO	2.84%	0.88%	3.51%	3.52%	5.19%	5.56%	3.33%	8.11%	2.14%	4.97%	3.55%		4.10%	

## Ravenhall - Drugs Identified Through Testing by Drug Type – Monthly &amp; 2018-2019

Ravenhall	Amphetamines	Methamphetamines	Cocaine	Opiates	Benzodiazepines	Cannabinoids	Ethanol**	Methadone	ADP*	APS*	Steroids**	Buprenorphine	NOA*	Total
Jul-18	8	0	0	0	0	2	0	0	0	0	0	15	0	25
Aug-18	9	0	0	0	1	0	0	0	0	0	0	12	0	22
Sep-18	9	0	0	0	0	0	0	0	0	0	0	10	0	19
Oct-18	1	0	0	0	0	0	0	0	0	0	0	7	0	8
Nov-18	3	0	0	0	0	0	0	0	0	0	0	8	0	11
Dec-18	2	0	0	0	0	1	0	0	0	0	0	20	0	23
Jan-19	7	0	0	1	0	2	0	0	1	1	0	16	0	28
Feb-19	8	0	0	1	0	1	0	0	0	0	0	31	0	41
Mar-19	6	6	0	1	2	0	0	0	0	0	0	42	0	57
Apr-19	2	2	0	0	1	0	0	0	0	0	0	22	0	27
May-19	5	11	0	0	0	0	0	0	0	0	0	17	0	33
Jun-19														
Ravenhall YTD	60	19	0	3	4	6	0	0	1	1	0	200	0	294
All Prisons YTD	333	85	1	67	63	36	5	45	40	23	0	1654	4	2356
Ravenhall % of Total	18.02%	22.35%	0.00%	4.48%	6.35%	16.67%	0.00%	0.00%	2.50%	4.35%	0.00%	12.09%	0.00%	12.48%



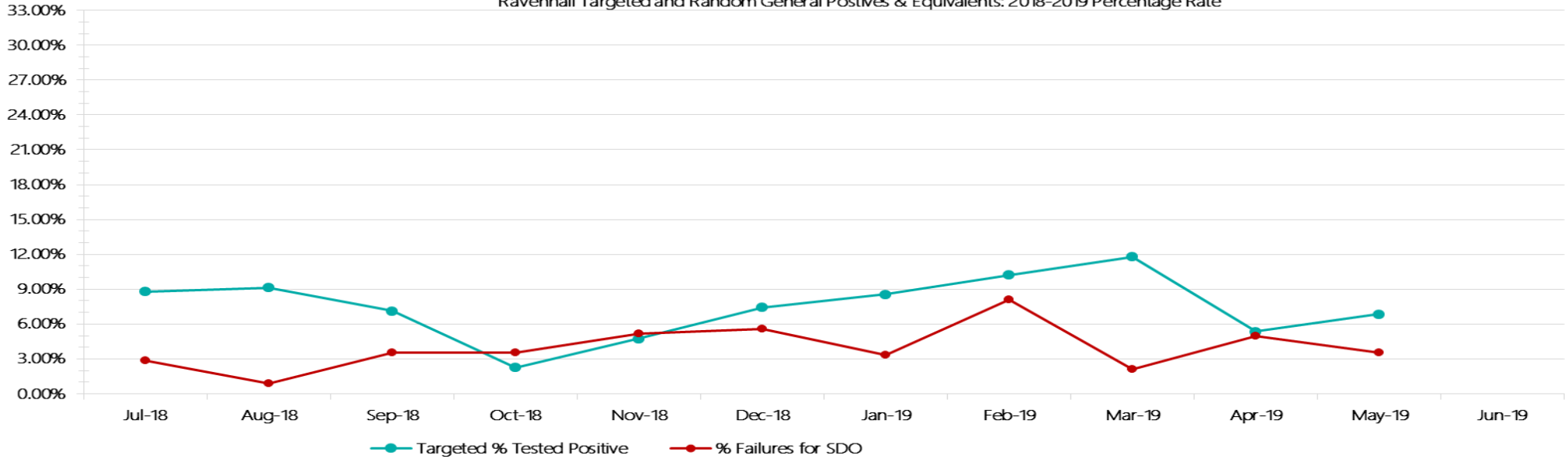
*Ravenhall Seizures of Contraband: Visitors & Prisoners – Monthly & 2018-2019*

Visitors	GVM		Powder & Crystal		Synthetic (Suspected)		Prescription Medication		Buprenorphine		Alcohol & Home Brew		Syringes & Needles		Smoking Paraphernalia		Edged Weapons		Electronic Devices		Tools		Other	
	Finds	Gms	Finds	Gms	Finds	Gms	Finds	Qty	Finds	Qty	Finds	Ltrs	Finds	Qty	Finds	Qty	Finds	Qty	Finds	Qty	Finds	Qty	Finds	Qty
Jul-18	0	0.00	0	0.00	0	0.00	0	0.00	0	0.00	0	0.000	0	0	2	3	0	0	0	0	0	0	0	0
Aug-18	0	0.00	0	0.00	0	0.00	0	0.00	0	0.00	0	0.000	0	0	0	0	0	0	0	0	0	0	0	0
Sep-18	0	0.00	0	0.00	0	0.00	1	11.00	0	0.00	0	0.000	0	0	1	1	0	0	0	0	0	0	0	0
Oct-18	1	1.00	0	0.00	0	0.00	0	0.00	0	0.00	0	0.000	1	1	0	0	0	0	0	0	0	0	0	0
Nov-18	0	0.00	0	0.00	0	0.00	0	0.00	0	0.00	0	0.000	0	0	0	0	0	0	0	0	0	0	0	0
Dec-18	0	0.00	1	26.40	0	0.00	0	0.00	0	0.00	0	0.000	1	2	2	3	0	0	1	1	0	0	1	1
Jan-19	0	0.00	0	0.00	0	0.00	0	0.00	0	0.00	0	0.000	0	0	3	32	1	1	0	0	0	0	1	1
Feb-19	3	2.50	0	0.00	0	0.00	0	0.00	1	5.00	0	0.000	0	0	1	1	2	2	0	0	0	0	2	2
Mar-19	0	0.00	2	1.01	0	0.00	0	0.00	1	1.00	0	0.000	0	0	3	4	0	0	0	0	0	0	0	0
Apr-19	1	12.8	1	1.00	0	0.00	0	0.00	2	16.00	0	0.000	1	10	3	14	1	2	0	0	0	0	0	0
May-19	3	11.0	1	0.73	0	0.00	0	0.00	0	0.00	0	0.000	1	1	2	2	0	0	0	0	0	0	0	0
Jun-19																								
<b>Total</b>	<b>8</b>	<b>27.3</b>	<b>5</b>	<b>29.14</b>	<b>0</b>	<b>0.00</b>	<b>1</b>	<b>11.00</b>	<b>4</b>	<b>22.00</b>	<b>0</b>	<b>0.000</b>	<b>4</b>	<b>14</b>	<b>17</b>	<b>60</b>	<b>4</b>	<b>5</b>	<b>1</b>	<b>1</b>	<b>0</b>	<b>0</b>	<b>4</b>	<b>4</b>

Prisoners	GVM		Powder & Crystal		Synthetic (Suspected)		Prescription Medication		Buprenorphine		Alcohol & Home Brew		Syringes & Needles		Smoking Paraphernalia		Edged Weapons		Electronic Devices		Tools		Other	
	Finds	Gms	Finds	Gms	Finds	Gms	Finds	Qty	Finds	Qty	Finds	Ltrs	Finds	Qty	Finds	Qty	Finds	Qty	Finds	Qty	Finds	Qty	Finds	Qty
Jul-18	0	0.00	0	0.00	0	0.00	10	98.00	7	13.90	4	7.950	5	5	6	8	6	11	0	0	7	16	0	0
Aug-18	0	0.00	0	0.00	0	0.00	7	35.00	5	3.65	4	2.120	11	12	12	23	8	17	0	0	5	11	2	2
Sep-18	0	0.00	0	0.00	0	0.00	15	50.00	9	2.15	1	0.400	2	2	16	18	12	15	1	1	2	3	0	0
Oct-18	0	0.00	0	0.00	0	0.00	11	242.50	10	27.05	3	9.300	8	8	6	19	13	27	1	1	4	7	2	2
Nov-18	0	0.00	1	0.05	0	0.00	15	212.50	4	7.20	2	2.000	0	0	4	5	9	11	1	1	4	9	0	0
Dec-18	0	0.00	0	0.00	0	0.00	12	77.00	8	2.25	5	9.000	1	1	8	8	9	16	1	1	3	7	2	2
Jan-19	0	0.00	0	0.00	0	0.00	22	78.50	9	11.70	6	27.000	2	2	8	8	6	9	0	0	3	4	0	0
Feb-19	0	0.00	1	0.25	0	0.00	12	50.50	6	9.00	7	8.750	0	0	6	6	3	3	0	0	1	2	0	0
Mar-19	0	0.00	1	1.00	0	0.00	8	128.50	5	9.00	3	9.300	1	1	5	20	5	10	0	0	0	0	1	1
Apr-19	0	0.00	1	0.10	0	0.00	14	39.00	9	22.00	3	4.000	3	3	5	5	7	22	0	0	3	7	3	3
May-19	0	0.00	0	0.00	0	0.00	11	45.50	4	9.55	6	7.000	3	3	7	24	5	10	0	0	1	1	0	0
Jun-19																								
<b>Total</b>	<b>0</b>	<b>0.00</b>	<b>4</b>	<b>1.40</b>	<b>0</b>	<b>0.00</b>	<b>137</b>	<b>1057.00</b>	<b>76</b>	<b>117.45</b>	<b>44</b>	<b>86.820</b>	<b>36</b>	<b>37</b>	<b>83</b>	<b>144</b>	<b>83</b>	<b>151</b>	<b>4</b>	<b>4</b>	<b>33</b>	<b>67</b>	<b>10</b>	<b>10</b>

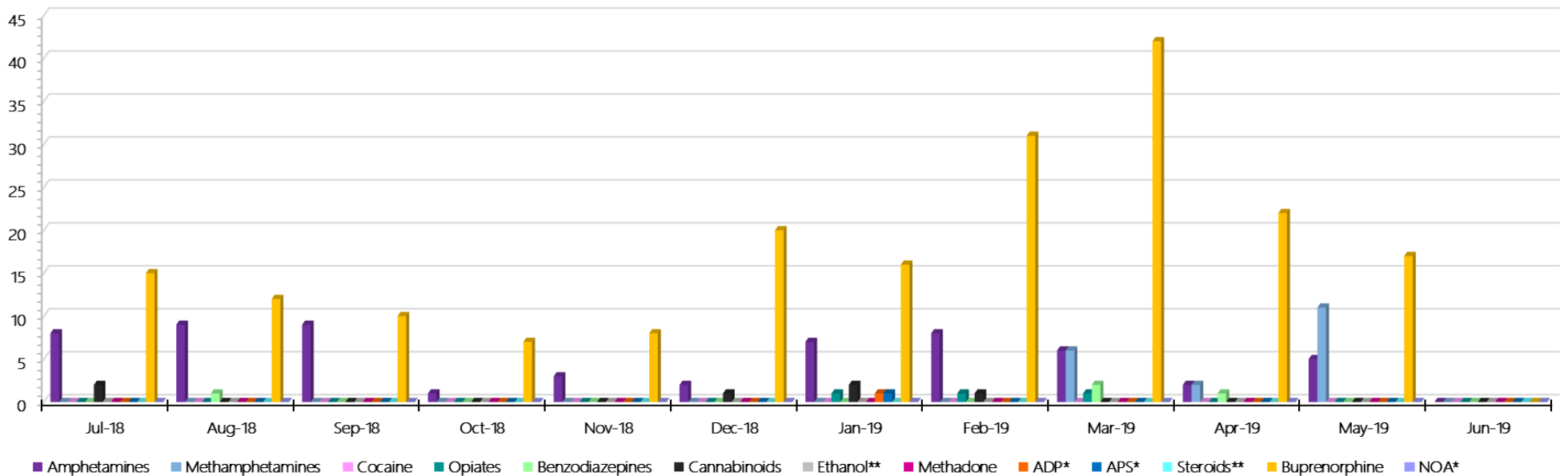
### Ravenhall Targeted and Random General Drug Test Positives & Equivalents - 2018-2019

Ravenhall Targeted and Random General Postives & Equivalents: 2018-2019 Percentage Rate



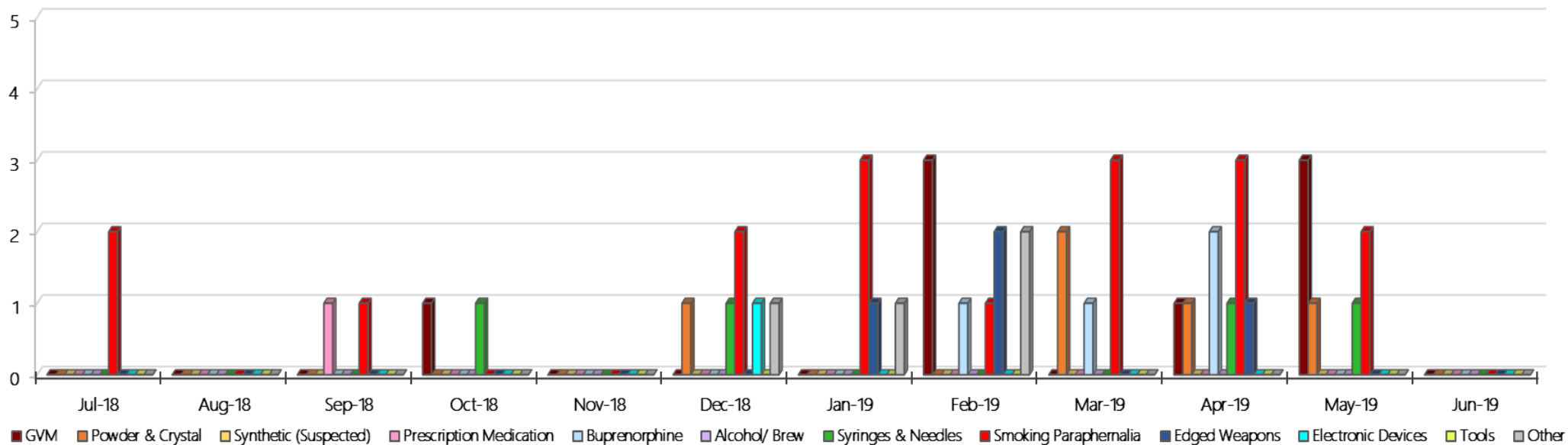
### Ravenhall Positive Test Results by Drug Type - 2018-2019

Ravenhall Positive Test Results By Drug Type: 2018-2019



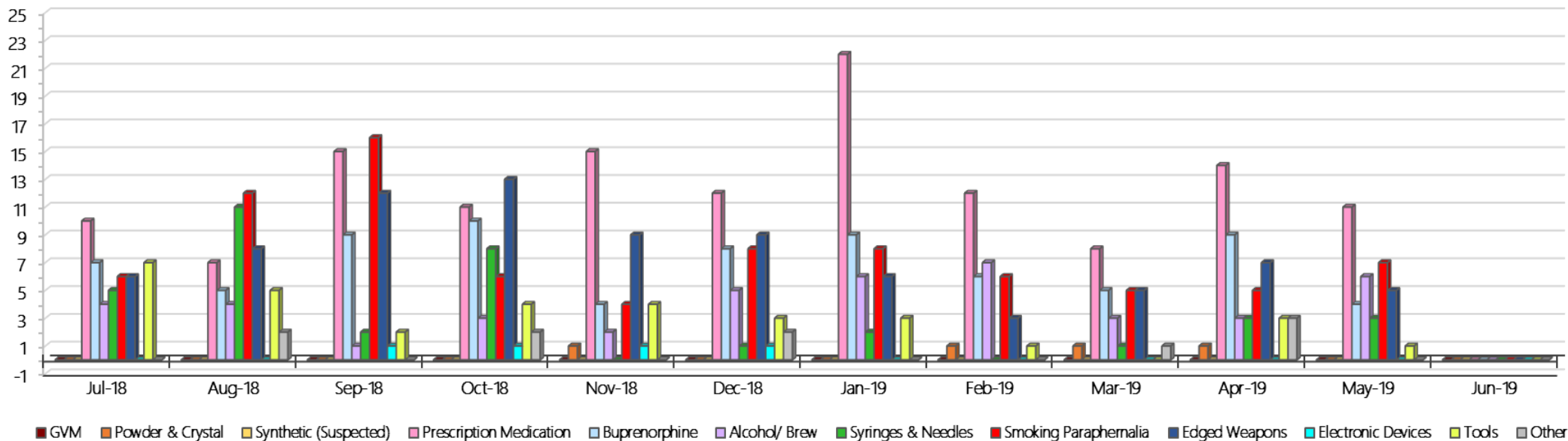
### Ravenhall Count of Visitor Seizure Finds – Monthly 2018-2019

Ravenhall Count of Visitor Seizure Finds - Monthly 2018-2019



### Ravenhall Count of Prisoner Seizure Finds – Monthly 2018-2019

Ravenhall Count of Prisoner Seizure Finds - Monthly 2018-2019



## Beechworth Correctional Centre

### Targeted and Random General Drug Test Results: 2018-2019

Beechworth	Jul-18	Aug-18	Sep-18	Oct-18	Nov-18	Dec-18	Jan-19	Feb-19	Mar-19	Apr-19	May-19	Jun-19	Average	Totals
Effective Sample - Targeted	57	50	44	66	37	36	38	34	33	55	69		47	519
Targeted Positives	0	0	1	1	2	0	0	0	0	1	0		0	5
Refusal	0	0	0	0	0	0	0	0	0	0	0		0	0
Unable	0	0	0	0	0	0	0	0	0	0	0		0	0
Interfered	0	0	0	0	0	0	0	0	0	0	0		0	0
Adulterated	0	0	0	0	0	0	0	1	0	0	0		0	1
Targeted % Tested Positive	0.00%	0.00%	2.27%	1.52%	5.41%	0.00%	0.00%	2.94%	0.00%	1.82%	0.00%		1.16%	1.16%
Awaiting / Pending Results	0	0	0	0	0	0	0	0	0	0	0		0	0
Targeted Residual	0	1	0	0	0	0	0	0	0	0	0		0	1
Random tests collected	26	24	24	30	24	28	20	20	20	25	20		24	261
Tested Positive	0	0	0	0	0	0	0	0	0	0	1		0	1
Refusal (guilty)	0	0	0	0	0	0	0	0	0	0	0		0	0
Unable (not guilty)	0	0	0	0	0	0	0	0	0	0	0		0	0
Unable (guilty)	0	0	0	0	0	0	0	0	0	0	0		0	0
Interfered (guilty)	0	0	0	0	0	0	0	0	0	0	0		0	0
No test (valid reason)	0	0	0	0	0	0	0	0	0	0	0		0	0
No test (no valid reason)	0	0	0	0	0	0	0	0	0	0	0		0	0
Adulterated	0	0	0	0	0	0	0	0	0	0	0		0	0
Awaiting / Pending Results	0	0	0	0	0	0	0	0	0	0	0		0	0
Random Residual (PIMS URAR030)	0	0	0	0	0	0	0	0	0	0	0		0	0
Effective Sample - Random General	26	24	24	30	24	28	20	20	20	25	20		24	261
% Tested positive	0.00%	0.00%	0.00%	0.00%	0.00%	0.00%	0.00%	0.00%	0.00%	0.00%	5.00%		0.45%	
% Prisoner guilty, positive equivalents	0.00%	0.00%	0.00%	0.00%	0.00%	0.00%	0.00%	0.00%	0.00%	0.00%	0.00%		0.00%	
% Total prisoner fails	0.00%	0.00%	0.00%	0.00%	0.00%	0.00%	0.00%	0.00%	0.00%	0.00%	5.00%		0.45%	
% No test without valid reason	0.00%	0.00%	0.00%	0.00%	0.00%	0.00%	0.00%	0.00%	0.00%	0.00%	0.00%		0.00%	
Random General Benchmark 1.80%	1.80%	1.80%	1.80%	1.80%	1.80%	1.80%	1.80%	1.80%	1.80%	1.80%	1.80%	1.80%	YTD	
% Failures for SDO	0.00%	0.00%	0.00%	0.00%	0.00%	0.00%	0.00%	0.00%	0.00%	0.00%	5.00%		0.38%	

*Beechworth - Drugs Identified Through Testing by Drug Type – Monthly & 2018-2019*

Beechworth	Amphetamines	Methamphetamines	Cocaine	Opiates	Benzodiazepines	Cannabinoids	Ethanol**	Methadone	ADP*	APS*	Steroids**	Buprenorphine	NOA*	Total
Jul-18	0	0	0	0	0	0	0	0	0	0	0	0	0	0
Aug-18	0	0	0	0	0	0	0	0	0	0	0	0	0	0
Sep-18	0	0	0	0	0	0	0	0	0	0	0	1	0	1
Oct-18	0	0	0	1	0	0	0	0	0	0	0	0	0	1
Nov-18	0	0	0	0	0	0	0	0	0	0	0	3	0	3
Dec-18	0	0	0	0	0	0	0	0	0	0	0	0	0	0
Jan-19	0	0	0	0	0	0	0	0	0	0	0	0	0	0
Feb-19	0	0	0	0	0	0	0	0	0	0	0	1	0	1
Mar-19	0	0	0	0	0	0	0	0	0	0	0	0	0	0
Apr-19	0	0	0	0	0	0	0	0	0	0	0	1	0	1
May-19	0	1	0	0	0	0	0	0	0	0	0	0	0	1
Jun-19														
<b>Beechworth YTD</b>	<b>0</b>	<b>1</b>	<b>0</b>	<b>1</b>	<b>0</b>	<b>0</b>	<b>0</b>	<b>0</b>	<b>0</b>	<b>0</b>	<b>0</b>	<b>6</b>	<b>0</b>	<b>8</b>
<i>All Prisons YTD</i>	<i>333</i>	<i>85</i>	<i>1</i>	<i>67</i>	<i>63</i>	<i>36</i>	<i>5</i>	<i>45</i>	<i>40</i>	<i>23</i>	<i>0</i>	<i>1654</i>	<i>4</i>	<i>2356</i>
<i>Beechworth % of Total</i>	<i>0.00%</i>	<i>1.18%</i>	<i>0.00%</i>	<i>1.49%</i>	<i>0.00%</i>	<i>0.00%</i>	<i>0.00%</i>	<i>0.00%</i>	<i>0.00%</i>	<i>0.00%</i>	<i>0.00%</i>	<i>0.36%</i>	<i>0.00%</i>	<i>0.34%</i>

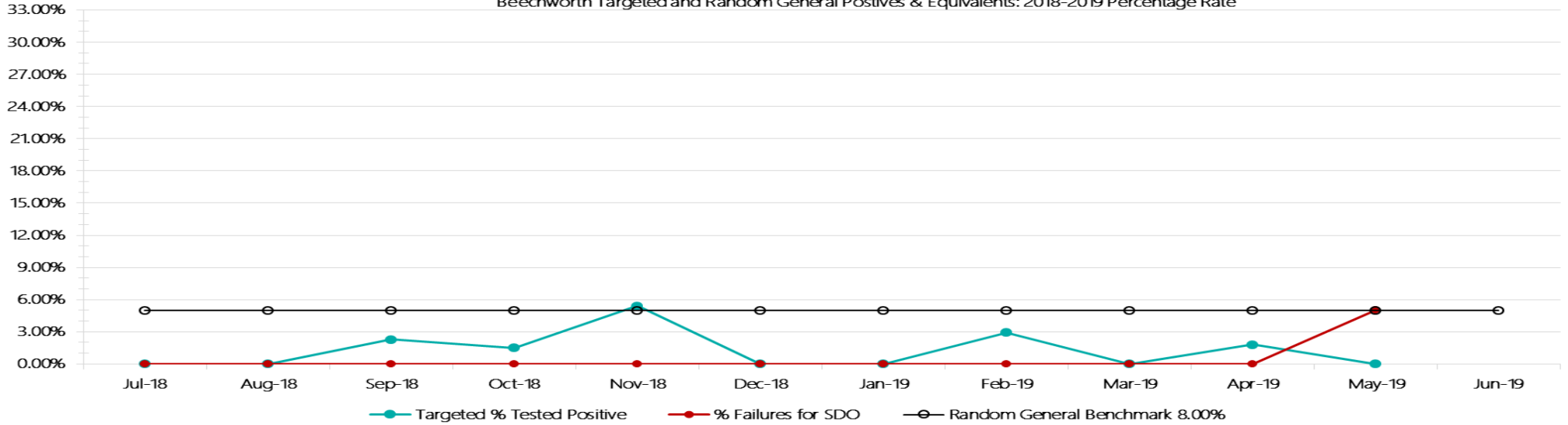
*Beechworth Seizures of Contraband: Visitors & Prisoners – Monthly & 2018-2019*

Visitors	GVM		Powder & Crystal		Synthetic (Suspected)		Prescription Medication		Buprenorphine		Alcohol & Home Brew		Syringes & Needles		Smoking Paraphernalia		Edged Weapons		Electronic Devices		Tools		Other	
	Finds	Gms	Finds	Gms	Finds	Gms	Finds	Qty	Finds	Qty	Finds	Ltrs	Finds	Qty	Finds	Qty	Finds	Qty	Finds	Qty	Finds	Qty	Finds	Qty
BCC																								
Jul-18	0	0.00	0	0.00	0	0.00	0	0.00	0	0.00	0	0.000	0	0	0	0	0	0	0	0	0	0	0	0
Aug-18	0	0.00	0	0.00	0	0.00	0	0.00	0	0.00	0	0.000	0	0	0	0	0	0	0	0	0	0	0	0
Sep-18	0	0.00	0	0.00	0	0.00	0	0.00	0	0.00	0	0.000	0	0	0	0	0	0	0	0	0	0	0	0
Oct-18	0	0.00	0	0.00	0	0.00	0	0.00	0	0.00	0	0.000	0	0	0	0	0	0	0	0	0	0	0	0
Nov-18	0	0.00	0	0.00	0	0.00	0	0.00	0	0.00	0	0.000	0	0	0	0	0	0	0	0	0	0	0	0
Dec-18	0	0.00	0	0.00	0	0.00	0	0.00	0	0.00	0	0.000	0	0	0	0	0	0	0	0	0	0	0	0
Jan-19	0	0.00	0	0.00	0	0.00	0	0.00	0	0.00	0	0.000	0	0	0	0	0	0	0	0	0	0	0	0
Feb-19	0	0.00	0	0.00	0	0.00	0	0.00	0	0.00	0	0.000	0	0	0	0	0	0	0	0	0	0	0	0
Mar-19	0	0.00	0	0.00	0	0.00	0	0.00	0	0.00	0	0.000	0	0	1	1	0	0	0	0	0	0	0	0
Apr-19	0	0.00	0	0.00	0	0.00	0	0.00	0	0.00	0	0.000	0	0	0	0	0	0	0	0	0	0	0	0
May-19	0	0.00	0	0.00	0	0.00	0	0.00	0	0.00	0	0.000	0	0	0	0	0	0	0	0	0	0	0	0
Jun-19																								
Total	0	0.00	0	0.00	0	0.00	0	0.00	0	0.00	0	0.000	0	0	1	1	0	0	0	0	0	0	0	0

Prisoners	GVM		Powder & Crystal		Synthetic (Suspected)		Prescription Medication		Buprenorphine		Alcohol & Home Brew		Syringes & Needles		Smoking Paraphernalia		Edged Weapons		Electronic Devices		Tools		Other	
	Finds	Gms	Finds	Gms	Finds	Gms	Finds	Qty	Finds	Qty	Finds	Ltrs	Finds	Qty	Finds	Qty	Finds	Qty	Finds	Qty	Finds	Qty	Finds	Qty
BCC																								
Jul-18	0	0.00	0	0.00	0	0.00	0	0.00	0	0.00	1	0.700	0	0	0	0	1	2	3	6	0	0	0	0
Aug-18	0	0.00	0	0.00	0	0.00	1	1.00	0	0.00	0	0.000	0	0	0	0	0	0	0	0	0	0	0	0
Sep-18	0	0.00	0	0.00	0	0.00	1	2.00	0	0.00	0	0.000	0	0	2	3	0	0	2	2	0	0	0	0
Oct-18	0	0.00	0	0.00	0	0.00	1	2.00	0	0.00	0	0.000	0	0	6	25	0	0	1	1	2	2	1	1
Nov-18	0	0.00	1	3.18	0	0.00	0	0.00	1	19.00	0	0.000	0	0	4	51	0	0	0	0	2	6	0	0
Dec-18	0	0.00	0	0.00	0	0.00	0	0.00	0	0.00	0	0.000	0	0	3	7	0	0	0	0	1	1	0	0
Jan-19	0	0.00	0	0.00	0	0.00	1	1.00	0	0.00	0	0.000	0	0	1	2	0	0	0	0	1	1	0	0
Feb-19	0	0.00	0	0.00	0	0.00	0	0.00	0	0.00	0	0.000	0	0	0	0	0	0	0	0	0	0	0	0
Mar-19	0	0.00	0	0.00	0	0.00	0	0.00	0	0.00	0	0.000	0	0	0	0	0	0	0	0	0	0	1	1
Apr-19	0	0.00	0	0.00	0	0.00	0	0.00	0	0.00	0	0.000	0	0	1	5	0	0	0	0	1	1	0	0
May-19	0	0.00	0	0.00	0	0.00	0	0.00	0	0.00	0	0.000	0	0	0	0	0	0	0	0	0	0	0	0
Jun-19																								
Total	0	0.00	1	3.18	0	0.00	4	6.00	1	19	1	0.700	0	0	17	93	1	2	6	9	7	11	2	2

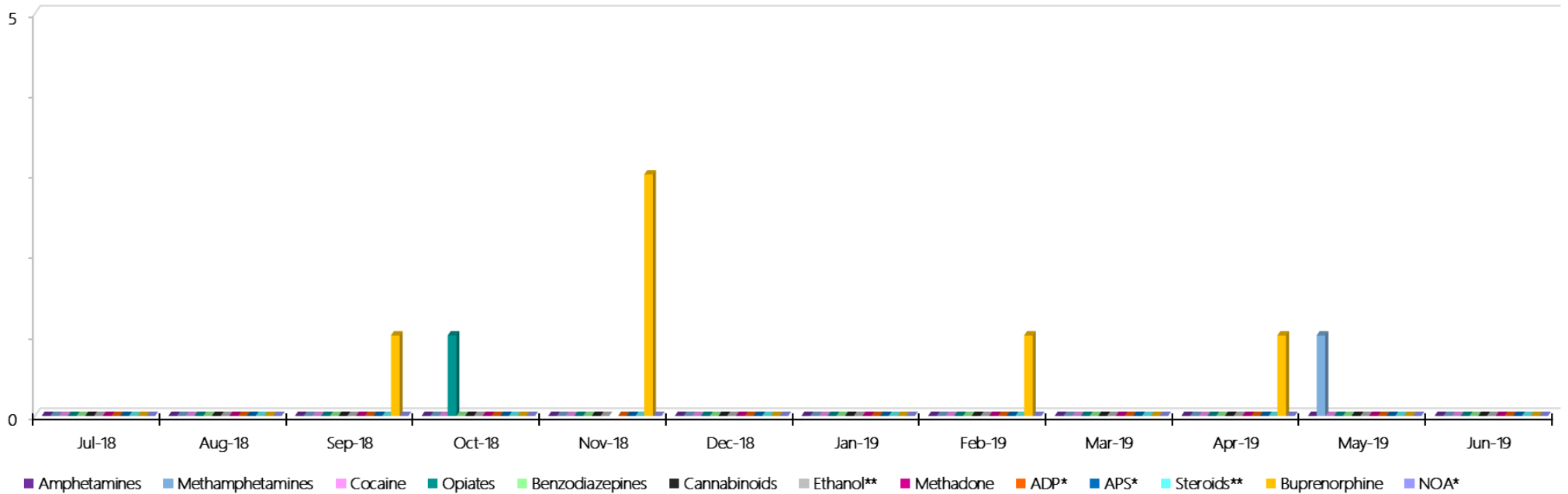
### Beechworth Targeted and Random General Drug Test Positives & Equivalents - 2018-2019

Beechworth Targeted and Random General Postives & Equivalents: 2018-2019 Percentage Rate



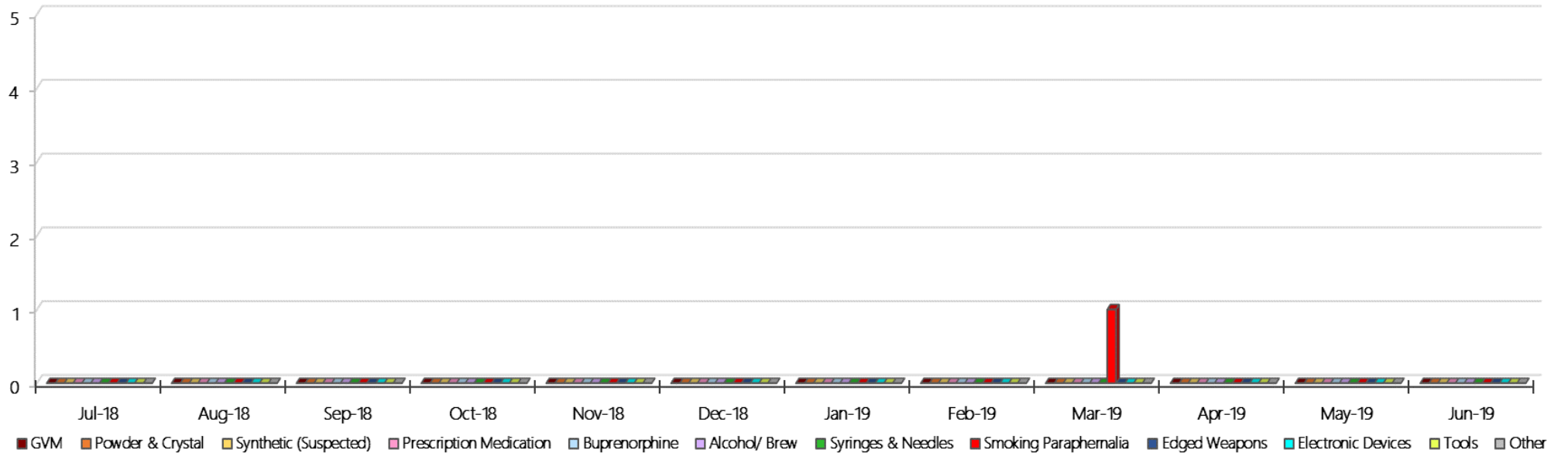
### Beechworth Positive Test Results by Drug Type - 2018-2019

Beechworth Positive Test Results By Drug Type: 2018-2019



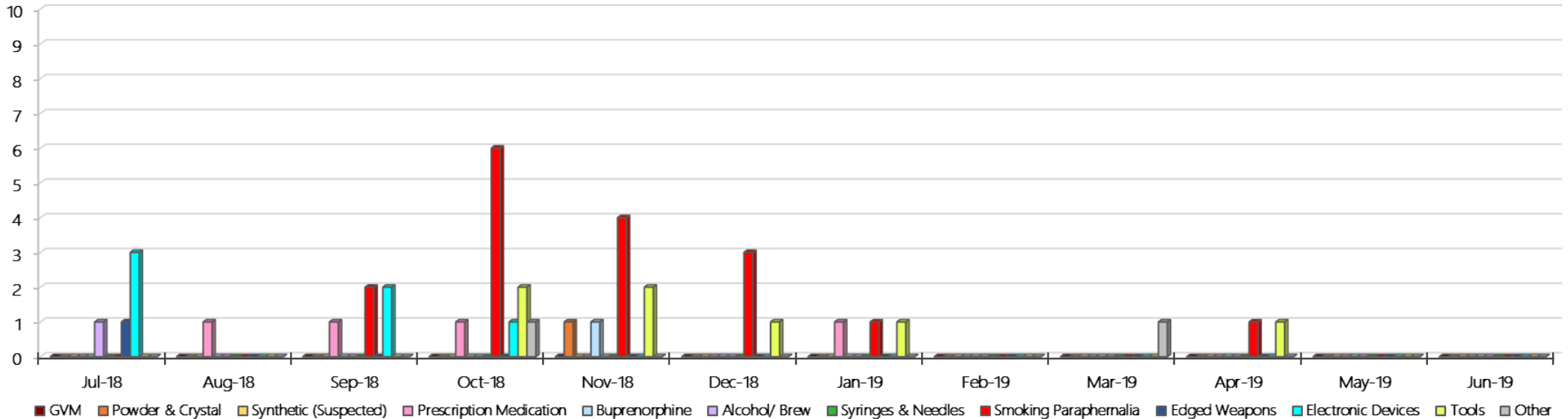
### Beechworth Count of Visitor Seizure Finds – Monthly 2018-2019

Beechworth Count of Visitor Seizure Finds - Monthly 2018-2019



### Beechworth Count of Prisoner Seizure Finds – Monthly 2018-2019

Beechworth Count of Prisoner Seizure Finds - Monthly 2018-2019





## Dhurringile Prison

### Targeted and Random General Drug Test Results: 2018-2019

Dhurringile	Jul-18	Aug-18	Sep-18	Oct-18	Nov-18	Dec-18	Jan-19	Feb-19	Mar-19	Apr-19	May-19	Jun-19	Average	Totals
Effective Sample - Targeted	108	65	74	108	89	82	117	124	100	112	112		99	1091
Targeted Positives	1	2	0	3	6	1	3	8	2	0	2		3	28
Refusal	0	0	0	0	0	0	0	0	0	0	0		0	0
Unable	0	0	0	0	1	0	0	0	0	0	0		0	1
Interfered	0	0	0	0	0	0	0	0	0	0	0		0	0
Adulterated	0	0	0	0	0	0	0	0	0	0	0		0	0
Targeted % Tested Positive	0.93%	3.08%	0.00%	2.78%	7.87%	1.22%	2.56%	6.45%	2.00%	0.00%	1.79%		2.66%	2.66%
Awaiting / Pending Results	0	0	0	0	0	0	0	0	0	0	3		0	3
Targeted Residual	0	0	0	0	0	0	0	3	1	0	0		0	4
Random tests collected	39	35	34	39	32	39	32	29	31	35	26		34	371
Tested Positive	0	0	0	0	0	0	0	0	0	1	0		0	1
Refusal (guilty)	0	0	0	0	0	0	0	0	0	0	0		0	0
Unable (not guilty)	0	0	0	0	0	0	0	0	0	0	0		0	0
Unable (guilty)	0	0	0	1	0	0	0	0	0	0	0		0	1
Interfered (guilty)	0	0	0	0	0	0	0	0	0	0	0		0	0
No test (valid reason)	0	0	0	1	0	1	0	0	0	0	0		0	2
No test (no valid reason)	0	0	0	0	0	0	0	0	0	0	0		0	0
Adulterated	0	0	0	0	0	0	0	0	0	0	0		0	0
Awaiting / Pending Results	0	0	0	0	0	0	0	0	0	0	0		0	0
Random Residual (PIMS URAR030)	0	0	0	0	0	1	0	0	0	0	0			1
Effective Sample - Random General	39	35	34	40	32	39	32	29	31	35	26		34	372
% Tested positive	0.00%	0.00%	0.00%	0.00%	0.00%	0.00%	0.00%	0.00%	0.00%	2.86%	0.00%		0.26%	
% Prisoner guilty, positive equivalent	0.00%	0.00%	0.00%	2.50%	0.00%	0.00%	0.00%	0.00%	0.00%	0.00%	0.00%		0.23%	
% Total prisoner fails	0.00%	0.00%	0.00%	2.50%	0.00%	0.00%	0.00%	0.00%	0.00%	2.86%	0.00%		0.49%	
% No test without valid reason	0.00%	0.00%	0.00%	0.00%	0.00%	0.00%	0.00%	0.00%	0.00%	0.00%	0.00%		0.00%	
Random General Benchmark 3.50%	3.50%	3.50%	3.50%	3.50%	3.50%	3.50%	3.50%	3.50%	3.50%	3.50%	3.50%	3.50%	YTD	
% Failures for SDO	0.00%	0.00%	0.00%	2.50%	0.00%	0.00%	0.00%	0.00%	0.00%	2.86%	0.00%		0.54%	

*Dhurringile - Drugs Identified Through Testing by Drug Type – Monthly & 2018-2019*

Dhurringile	Amphetamines	Methamphetamines	Cocaine	Opiates	Benzodiazepines	Cannabinoids	Ethanol**	Methadone	ADP*	APS*	Steroids**	Buprenorphine	NOA*	Total
Jul-18	1	0	0	0	0	0	0	0	0	0	0	1	0	2
Aug-18	0	0	0	0	0	1	0	0	0	0	0	1	0	2
Sep-18	0	0	0	0	0	0	0	0	0	0	0	0	0	0
Oct-18	0	0	0	0	0	3	0	0	0	0	0	0	0	3
Nov-18	0	0	0	0	0	0	0	0	0	0	0	7	0	7
Dec-18	0	0	0	0	1	0	0	0	0	0	0	0	0	1
Jan-19	0	0	0	0	0	0	0	0	0	0	0	4	0	4
Feb-19	5	5	0	0	1	1	0	0	0	0	0	1	0	13
Mar-19	1	1	0	0	0	0	0	0	0	0	0	2	0	4
Apr-19	0	0	0	0	0	0	0	0	0	0	0	1	0	1
May-19	0	0	0	0	0	0	0	0	0	0	0	2	0	2
Jun-19														
<b>Dhurringile YTD</b>	<b>7</b>	<b>6</b>	<b>0</b>	<b>0</b>	<b>2</b>	<b>5</b>	<b>0</b>	<b>0</b>	<b>0</b>	<b>0</b>	<b>0</b>	<b>19</b>	<b>0</b>	<b>39</b>
<i>All Prisons YTD</i>	<i>333</i>	<i>85</i>	<i>1</i>	<i>67</i>	<i>63</i>	<i>36</i>	<i>5</i>	<i>45</i>	<i>40</i>	<i>23</i>	<i>0</i>	<i>1654</i>	<i>4</i>	<i>2356</i>
<i>Dhurringile % of Total</i>	<i>2.10%</i>	<i>7.06%</i>	<i>0.00%</i>	<i>0.00%</i>	<i>3.17%</i>	<i>13.89%</i>	<i>0.00%</i>	<i>0.00%</i>	<i>0.00%</i>	<i>0.00%</i>	<i>0.00%</i>	<i>1.15%</i>	<i>0.00%</i>	<i>1.66%</i>

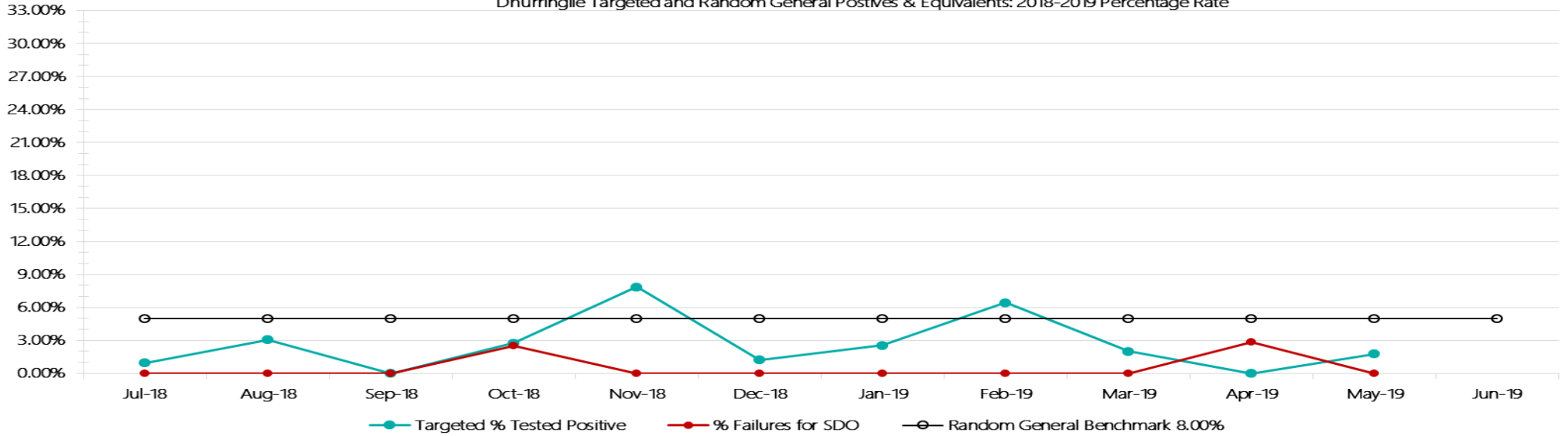
*Dhurringile Seizures of Contraband: Visitors & Prisoners – Monthly & 2018-2019*

Visitors	GVM		Powder & Crystal		Synthetic (Suspected)		Prescription Medication		Buprenorphine		Alcohol & Home Brew		Syringes & Needles		Smoking Paraphernalia		Edged Weapons		Electronic Devices		Tools		Other		
	D'gile	Finds	Gms	Finds	Gms	Finds	Gms	Finds	Qty	Finds	Qty	Finds	Ltrs	Finds	Qty	Finds	Qty	Finds	Qty	Finds	Qty	Finds	Qty	Finds	Qty
Jul-18	0	0.00	0	0.00	0	0.00	0	0.00	0	0.00	0	0.000	0	0	0	0	0	0	0	0	0	0	0	0	0
Aug-18	0	0.00	0	0.00	0	0.00	0	0.00	0	0.00	0	0.000	1	2	0	0	0	0	0	0	0	0	0	0	0
Sep-18	0	0.00	0	0.00	0	0.00	0	0.00	0	0.00	0	0.000	0	0	0	0	0	0	0	0	0	0	0	0	0
Oct-18	0	0.00	0	0.00	0	0.00	0	0.00	0	0.00	0	0.000	0	0	0	0	0	0	0	0	0	0	0	0	0
Nov-18	0	0.00	0	0.00	0	0.00	0	0.00	0	0.00	0	0.000	0	0	0	0	0	0	0	0	0	0	0	0	0
Dec-18	0	0.00	0	0.00	0	0.00	0	0.00	0	0.00	0	0.000	0	0	1	1	0	0	0	0	0	0	0	0	0
Jan-19	1	1.00	2	2.60	1	8.70	0	0.00	0	0.00	1	0.700	1	2	4	7	1	1	0	0	0	0	2	5	
Feb-19	0	0.00	0	0.00	0	0.00	0	0.00	0	0.00	0	0.000	0	0	0	0	0	0	0	0	0	0	0	0	0
Mar-19	0	0.00	0	0.00	0	0.00	0	0.00	0	0.00	0	0.000	0	0	0	0	0	0	0	0	0	0	0	0	0
Apr-19	0	0.00	0	0.00	0	0.00	0	0.00	0	0.00	0	0.000	0	0	0	0	0	0	0	0	0	0	0	0	0
May-19	0	0.00	0	0.00	0	0.00	0	0.00	0	0.00	0	0.000	0	0	0	0	0	0	0	0	0	0	0	0	0
Jun-19																									
Total	1	1.00	2	2.60	1	8.70	0	0.00	0	0.00	1	0.700	2	4	5	8	1	1	0	0	0	0	2	5	

Prisoners	GVM		Powder & Crystal		Synthetic (Suspected)		Prescription Medication		Buprenorphine		Alcohol & Home Brew		Syringes & Needles		Smoking Paraphernalia		Edged Weapons		Electronic Devices		Tools		Other		
	D'gile	Finds	Gms	Finds	Gms	Finds	Gms	Finds	Qty	Finds	Qty	Finds	Ltrs	Finds	Qty	Finds	Qty	Finds	Qty	Finds	Qty	Finds	Qty	Finds	Qty
Jul-18	3	1.10	0	0.00	0	0.00	1	1.50	0	0.00	0	0.000	0	0	10	12	0	0	1	1	0	0	0	0	0
Aug-18	0	0.00	1	0.20	0	0.00	2	5.00	0	0.00	0	0.000	0	0	10	18	3	7	4	5	5	7	1	1	1
Sep-18	1	0.60	0	0.00	0	0.00	0	0.00	0	0.00	0	0.000	0	0	4	4	0	0	1	2	0	0	0	0	0
Oct-18	0	0.00	0	0.00	0	0.00	1	1.00	1	4.00	0	0.000	1	1	12	59	0	0	0	0	3	8	4	5	5
Nov-18	1	2.40	0	0.00	0	0.00	1	1.00	0	0.00	0	0.000	0	0	5	11	0	0	0	0	1	4	2	2	2
Dec-18	0	0.00	0	0.00	0	0.00	0	0.00	0	0.00	0	0.000	0	0	8	28	0	0	1	1	2	2	0	0	0
Jan-19	3	67.90	0	0.00	0	0.00	0	0.00	0	0.00	0	0.000	0	0	2	2	0	0	1	2	0	0	2	2	2
Feb-19	0	0.00	1	0.40	0	0.00	0	0.00	1	0.50	0	0.000	0	0	7	63	0	0	0	0	5	5	5	5	5
Mar-19	0	0.00	0	0.00	0	0.00	0	0.00	1	0.20	0	0.000	1	1	9	11	2	2	1	1	1	2	1	1	1
Apr-19	1	30.00	0	0.00	0	0.00	0	0.00	0	0.00	0	0.000	0	0	7	11	0	0	0	0	1	1	1	7	7
May-19	3	12.50	1	0.40	0	0.00	1	1.00	0	0.00	0	0.000	0	0	5	10	0	0	0	0	3	11	0	0	0
Jun-19																									
Total	12	114.50	3	1.00	0	0.00	6	9.50	3	4.70	0	0.000	2	2	79	229	5	9	9	12	21	40	16	23	23

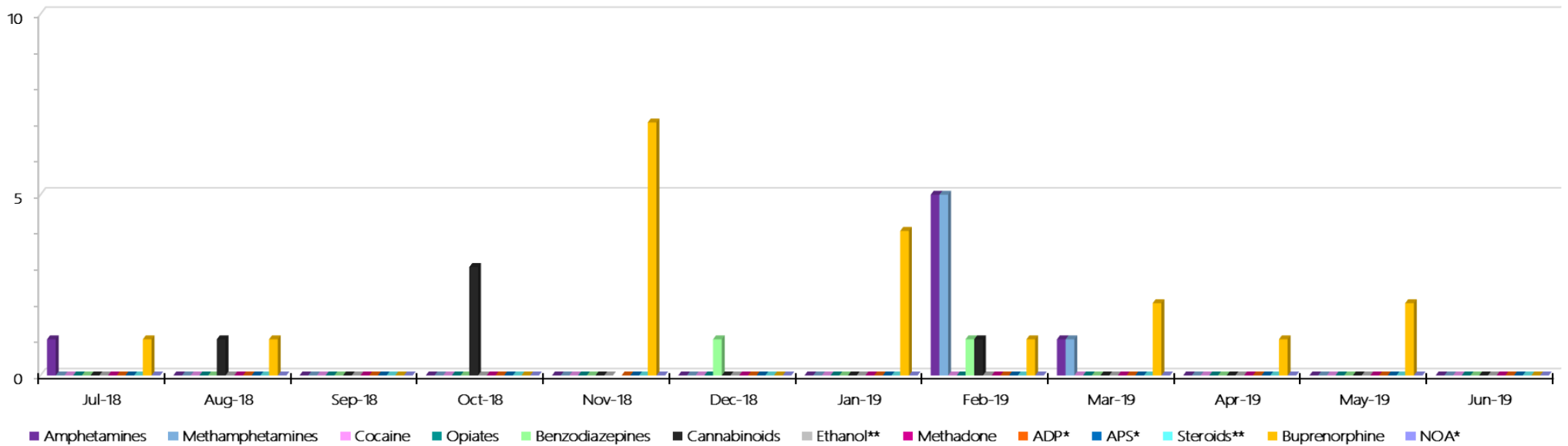
### Dhurringile Targeted and Random General Drug Test Positives & Equivalents - 2018-2019

Dhurringile Targeted and Random General Postives & Equivalents: 2018-2019 Percentage Rate



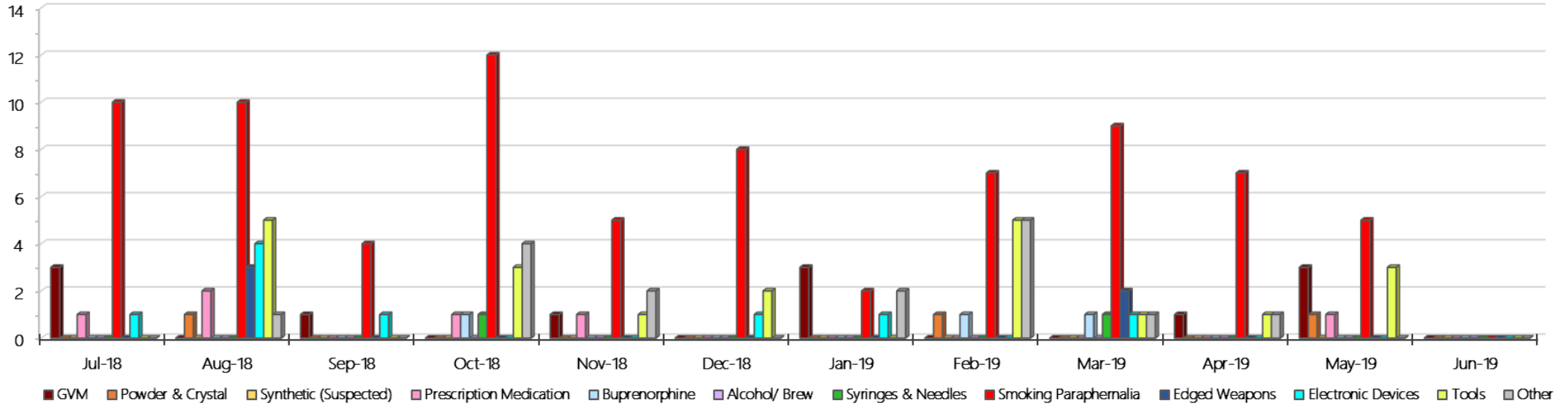
### Dhurringile Positive Test Results by Drug Type - 2018-2019

Dhurringile Positive Test Results By Drug Type: 2018-2019



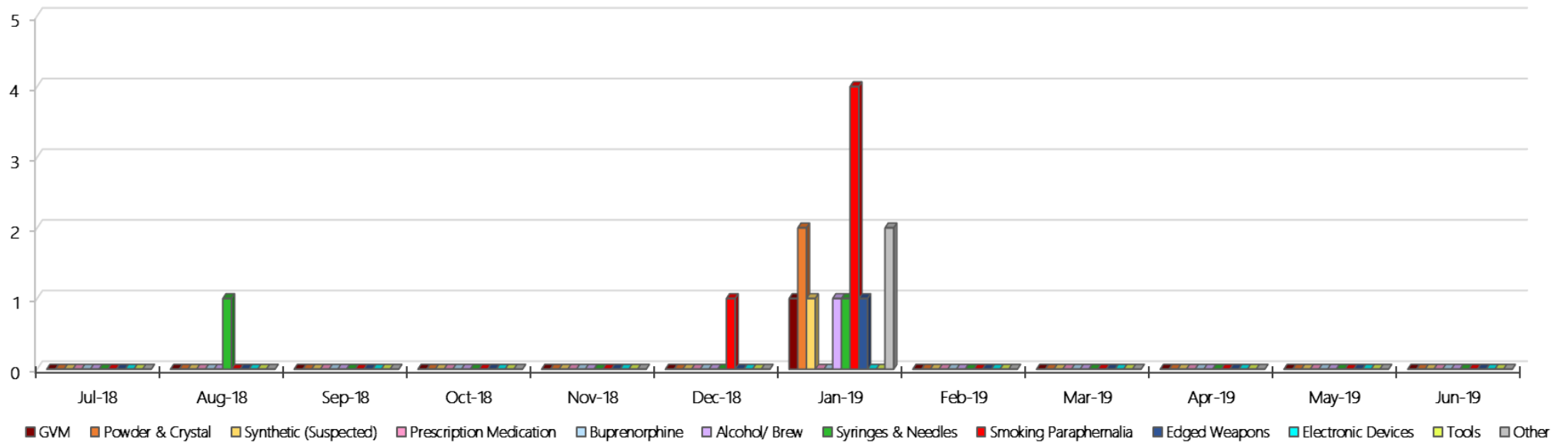
### Dhurringile Count of Visitor Seizures Finds – Monthly 2018-2019

Dhurringile Count of Prisoner Seizure Finds - Monthly 2018-2019



### Dhurringile Count of Prisoner Seizure Finds – Monthly 2018-2019

Dhurringile Count of Visitor Seizure Finds - Monthly 2018-2019



## Langi Kal Kal Prison

### Targeted and Random General Drug Test Results: 2018-2019

Langi Kal Kal	Jul-18	Aug-18	Sep-18	Oct-18	Nov-18	Dec-18	Jan-19	Feb-19	Mar-19	Apr-19	May-19	Jun-19	Average	Totals
Effective Sample - Targeted	16	23	30	27	40	41	23	34	55	40	21		32	350
Targeted Positives	0	0	0	0	0	1	0	0	0	0	0		0	1
Refusal	0	0	0	0	0	0	0	0	0	0	0		0	0
Unable	0	1	0	0	0	0	0	0	0	0	0		0	1
Interfered	0	0	0	0	0	0	0	0	0	0	0		0	0
Adulterated	0	0	0	0	0	0	0	0	0	0	0		0	0
Targeted % Tested Positive	0.00%	4.35%	0.00%	0.00%	0.00%	2.44%	0.00%	0.00%	0.00%	0.00%	0.00%		0.57%	0.57%
Awaiting / Pending Results	0	0	0	0	0	0	0	0	0	0	0		0	0
Targeted Residual	0	0	0	0	0	0	0	0	0	0	0		0	0
Random tests collected	40	32	34	46	39	50	40	42	46	58	47		43	474
Tested Positive	0	0	0	0	0	0	0	0	0	0	0		0	0
Refusal (guilty)	0	0	0	0	0	0	0	0	0	0	0		0	0
Unable (not guilty)	0	0	0	0	0	0	0	0	0	0	0		0	0
Unable (guilty)	0	0	0	0	0	0	0	0	0	0	0		0	0
Interfered (guilty)	0	0	0	0	0	0	0	0	0	0	0		0	0
No test (valid reason)	0	0	0	0	0	0	0	1	0	2	0		0	3
No test (no valid reason)	0	0	0	0	0	0	0	0	0	0	0		0	0
Adulterated	0	0	0	0	0	0	0	0	0	0	0		0	0
Awaiting / Pending Results	0	0	0	0	0	0	0	0	0	0	1		0	1
Random Residual (PIMS URAR030)	0	0	0	0	0	0	0	0	0	0	0			0
Effective Sample - Random General	40	32	34	46	39	50	40	42	46	58	47		43	474
% Tested positive	0.00%	0.00%	0.00%	0.00%	0.00%	0.00%	0.00%	0.00%	0.00%	0.00%	0.00%		0.00%	
% Prisoner guilty, positive equivalent	0.00%	0.00%	0.00%	0.00%	0.00%	0.00%	0.00%	0.00%	0.00%	0.00%	0.00%		0.00%	
% Total prisoner fails	0.00%	0.00%	0.00%	0.00%	0.00%	0.00%	0.00%	0.00%	0.00%	0.00%	0.00%		0.00%	
% No test without valid reason	0.00%	0.00%	0.00%	0.00%	0.00%	0.00%	0.00%	0.00%	0.00%	0.00%	0.00%		0.00%	
Random General Benchmark 1.50%	1.50%	1.50%	1.50%	1.50%	1.50%	1.50%	1.50%	1.50%	1.50%	1.50%	1.50%	1.50%	YTD	
% Failures for SDO	0.00%	0.00%	0.00%	0.00%	0.00%	0.00%	0.00%	0.00%	0.00%	0.00%	0.00%		0.00%	

*Langi Kal Kal - Drugs Identified Through Testing by Drug Type – Monthly & 2018-2019*

Langi Kal Kal	Amphetamines	Methamphetamines	Cocaine	Opiates	Benzodiazepines	Cannabinoids	Ethanol**	Metadone	ADP*	APS*	Steroids**	Buprenorphine	NOA*	Total
Jul-18	0	0	0	0	0	0	0	0	0	0	0	0	0	0
Aug-18	0	0	0	0	0	0	0	0	0	0	0	0	0	0
Sep-18	0	0	0	0	0	0	0	0	0	0	0	0	0	0
Oct-18	0	0	0	0	0	0	0	0	0	0	0	0	0	0
Nov-18	0	0	0	0	0	0	0	0	0	0	0	0	0	0
Dec-18	0	0	0	0	1	0	0	0	0	0	0	0	0	1
Jan-19	0	0	0	0	0	0	0	0	0	0	0	0	0	0
Feb-19	0	0	0	0	0	0	0	0	0	0	0	0	0	0
Mar-19	0	0	0	0	0	0	0	0	0	0	0	0	0	0
Apr-19	0	0	0	0	0	0	0	0	0	0	0	0	0	0
May-19	0	0	0	0	0	0	0	0	0	0	0	0	0	0
Jun-19														
Langi Kal Kal YTD	0	0	0	0	1	0	0	0	0	0	0	0	0	1
All Prisons YTD	333	85	1	67	63	36	5	45	40	23	0	1654	4	2356
Langi Kal Kal % of Total	0.00%	0.00%	0.00%	0.00%	1.59%	0.00%	0.00%	0.00%	0.00%	0.00%	0.00%	0.00%	0.00%	0.04%

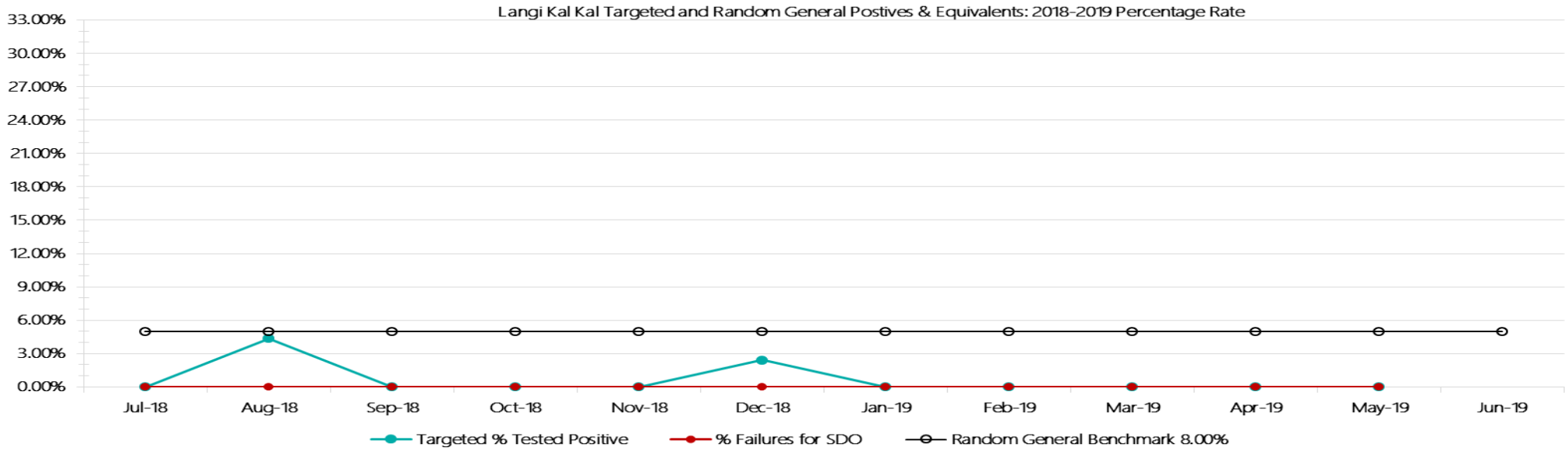
### Langi Kal Kal Seizures of Contraband: Visitors & Prisoners – Monthly & 2018-2019

Visitors	GVM		Powder & Crystal		Synthetic (Suspected)		Prescription Medication		Buprenorphine		Alcohol & Home Brew		Syringes & Needles		Smoking Paraphernalia		Edged Weapons		Electronic Devices		Tools		Other		
	LKK	Finds	Gms	Finds	Gms	Finds	Gms	Finds	Qty	Finds	Qty	Finds	Ltrs	Finds	Qty	Finds	Qty	Finds	Qty	Finds	Qty	Finds	Qty	Finds	Qty
Jul-18	0	0	0.00	0	0.00	0	0.00	0	0.00	0	0.00	0	0.000	0	0	0	0	0	0	0	0	0	0	0	0
Aug-18	0	0	0.00	0	0.00	0	0.00	0	0.00	0	0.00	0	0.000	0	0	0	0	0	0	0	0	0	0	0	0
Sep-18	0	0	0.00	0	0.00	0	0.00	0	0.00	0	0.00	0	0.000	0	0	0	0	0	0	0	0	0	0	0	0
Oct-18	0	0	0.00	0	0.00	0	0.00	0	0.00	0	0.00	0	0.000	0	0	0	0	0	0	0	0	0	0	0	0
Nov-18	0	0	0.00	0	0.00	0	0.00	0	0.00	0	0.00	0	0.000	0	0	0	0	0	0	0	0	0	0	0	0
Dec-18	0	0	0.00	0	0.00	0	0.00	0	0.00	0	0.00	0	0.000	0	0	0	0	0	0	0	0	0	0	0	0
Jan-19	0	0	0.00	0	0.00	0	0.00	0	0.00	0	0.00	0	0.000	0	0	0	0	0	0	0	0	0	0	0	0
Feb-19	0	0	0.00	0	0.00	0	0.00	0	0.00	0	0.00	0	0.000	0	0	0	0	0	0	0	0	0	0	0	0
Mar-19	0	0	0.00	0	0.00	0	0.00	0	0.00	0	0.00	0	0.000	0	0	0	0	0	0	0	0	0	0	0	0
Apr-19	0	0	0.00	0	0.00	0	0.00	0	0.00	0	0.00	0	0.000	0	0	0	0	0	0	0	0	0	0	0	0
May-19	0	0	0.00	0	0.00	0	0.00	0	0.00	0	0.00	0	0.000	0	0	0	0	0	0	0	0	0	0	0	0
Jun-19																									
Total	0	0	0.00	0	0.00	0	0.00	0	0.00	0	0.00	0	0.000	0	0	0	0	0	0	0	0	0	0	0	0

Prisoners	GVM		Powder & Crystal		Synthetic (Suspected)		Prescription Medication		Buprenorphine		Alcohol & Home Brew		Syringes & Needles		Smoking Paraphernalia		Edged Weapons		Electronic Devices		Tools		Other		
	LKK	Finds	Gms	Finds	Gms	Finds	Gms	Finds	Qty	Finds	Qty	Finds	Ltrs	Finds	Qty	Finds	Qty	Finds	Qty	Finds	Qty	Finds	Qty	Finds	Qty
Jul-18	0	0	0.00	0	0.00	0	0.00	0	0.00	0	0.00	0	0.000	0	0	0	0	0	0	0	0	0	0	0	0
Aug-18	0	0	0.00	0	0.00	0	0.00	0	0.00	0	0.00	0	0.000	0	0	0	0	0	0	0	0	1	1	0	0
Sep-18	0	0	0.00	0	0.00	0	0.00	0	0.00	0	0.00	0	0.000	1	1	0	0	1	1	0	0	0	0	0	0
Oct-18	0	0	0.00	0	0.00	0	0.00	0	0.00	0	0.00	0	0.000	0	0	1	7	0	0	0	0	1	1	0	0
Nov-18	0	0	0.00	0	0.00	0	0.00	0	0.00	0	0.00	0	0.000	0	0	0	0	1	1	0	0	0	0	1	2
Dec-18	0	0	0.00	0	0.00	0	0.00	1	4.00	1	0.50	0	0.000	2	4	0	0	0	0	0	0	1	1	0	0
Jan-19	0	0	0.00	0	0.00	0	0.00	0	0.00	0	0.00	0	0.000	0	0	0	0	0	0	0	0	0	0	2	2
Feb-19	0	0	0.00	0	0.00	0	0.00	1	20.00	0	0.00	0	0.000	0	0	0	0	0	0	0	0	0	0	1	1
Mar-19	0	0	0.00	0	0.00	0	0.00	0	0.00	0	0.00	0	0.000	0	0	0	0	1	1	0	0	0	0	3	4
Apr-19	0	0	0.00	0	0.00	0	0.00	0	0.00	0	0.00	0	0.000	0	0	0	0	0	0	0	0	1	1	1	1
May-19	0	0	0.00	0	0.00	0	0.00	1	1.00	0	0.00	0	0.000	0	0	2	7	1	1	0	0	1	1	0	0
Jun-19																									
Total	0	0	0.00	0	0.00	0	0.00	3	25.00	1	0.50	0	0.000	3	5	3	14	4	4	0	0	5	5	8	10

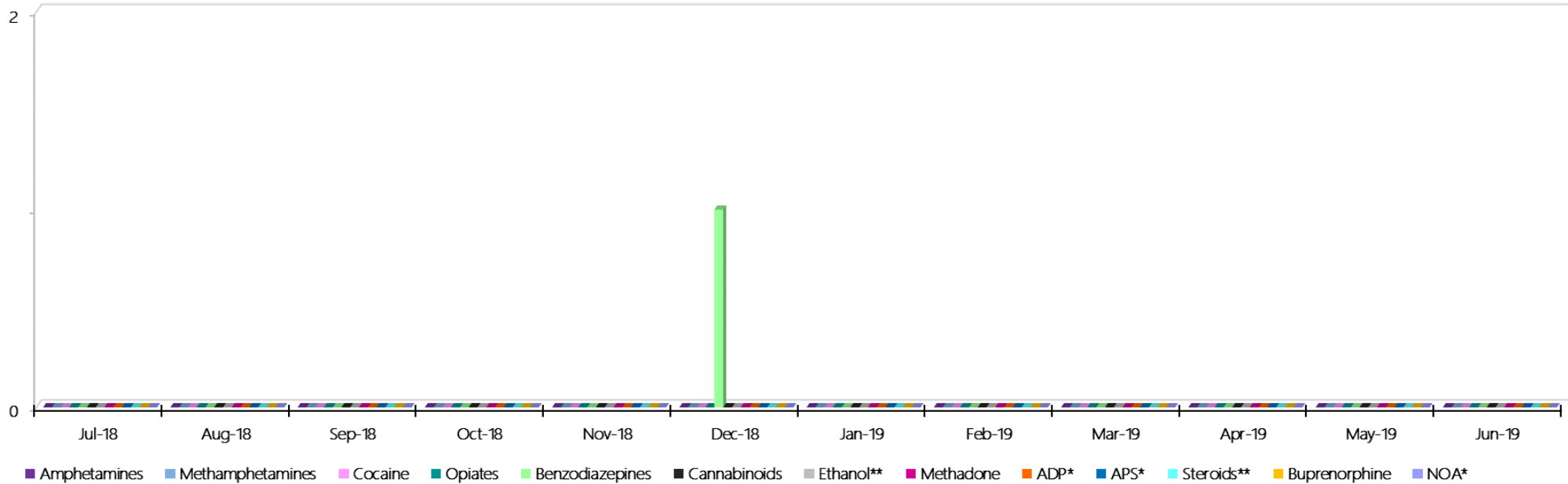


## Langi Kal Kal Targeted and Random General Drug Test Positives & Equivalentents - 2018-2019



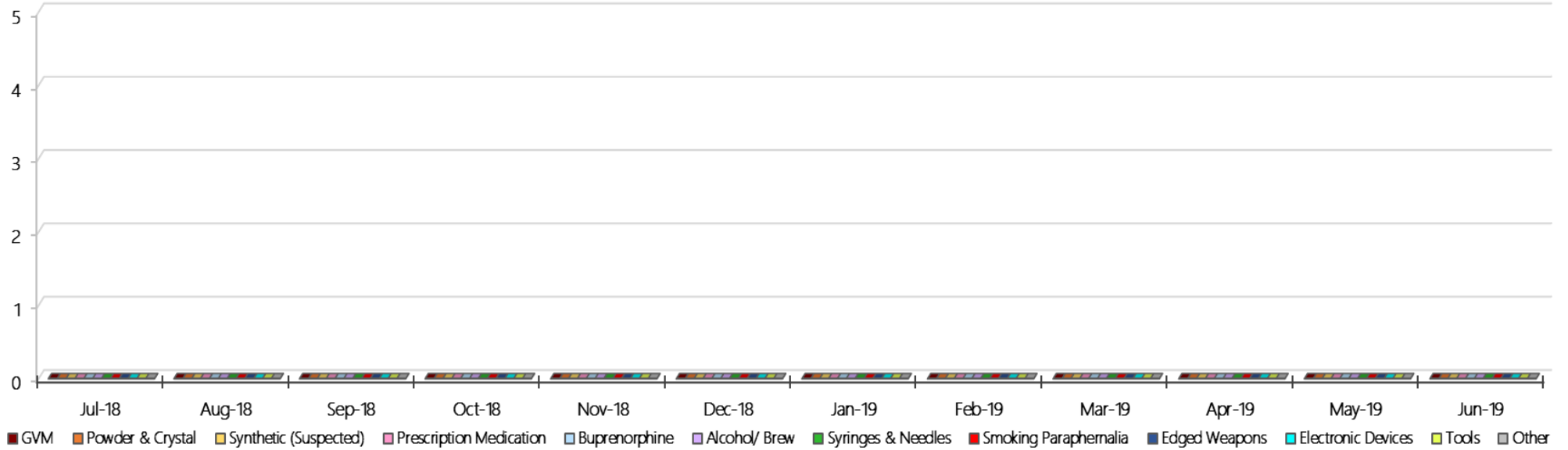
## Langi Kal Kal Positive Test Results by Drug Type - 2018-2019

Langi Kal Kal Positive Test Results By Drug Type: 2018-2019



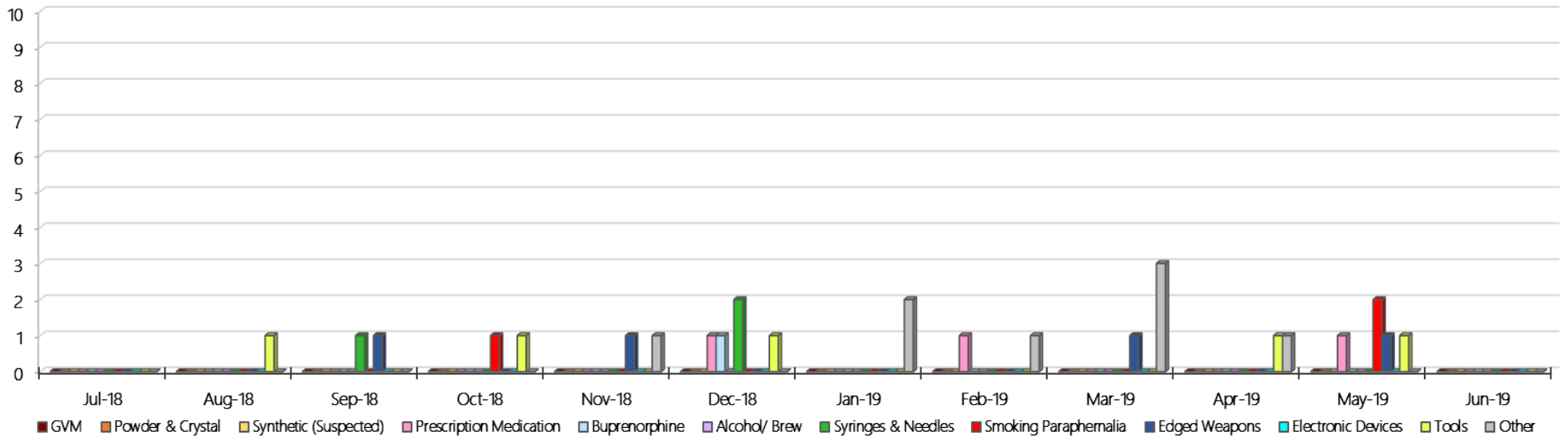
### Langi Kal Kal Count of Visitor Seizure Finds – Monthly 2018-2019

Langi Kal Kal Count of Visitor Seizure Finds - Monthly 2018-2019



### Langi Kal Kal Count of Prisoner Seizure Finds – Monthly 2018-2019

Langi Kal Kal Count of Prisoner Seizure Finds - Monthly 2018-2019



## Tarrengower Prison

### Targeted and Random General Drug Test Results: 2018-2019

Tarrengower	Jul-18	Aug-18	Sep-18	Oct-18	Nov-18	Dec-18	Jan-19	Feb-19	Mar-19	Apr-19	May-19	Jun-19	Average	Totals
Effective Sample - Targeted	24	15	3	4	7	26	21	0	0	0	14		10	114
Targeted Positives	0	0	0	0	0	0	0	0	0	0	0		0	0
Refusal	0	0	0	0	0	0	0	0	0	0	0		0	0
Unable	0	0	0	0	0	0	0	0	0	0	0		0	0
Interfered	0	0	0	0	0	0	0	0	0	0	0		0	0
Adulterated	0	0	0	0	0	0	0	0	0	0	0		0	0
Targeted % Tested Positive	0.00%	0.00%	0.00%	0.00%	0.00%	0.00%	0.00%	0.00%	0.00%	0.00%	0.00%		0.00%	0.00%
Awaiting / Pending Results	0	0	0	0	0	0	0	0	0	0	0		0	0
Targeted Residual	0	0	0	0	0	0	0	0	0	0	0		0	0
Random tests collected	15	10	9	13	10	10	8	10	12	15	9		11	121
Tested Positive	0	0	0	0	0	0	0	0	0	0	0		0	0
Refusal (guilty)	0	0	0	0	0	0	0	0	0	0	0		0	0
Unable (not guilty)	0	0	0	0	0	0	0	0	0	0	0		0	0
Unable (guilty)	0	0	0	0	0	0	0	0	0	0	0		0	0
Interfered (guilty)	0	0	0	0	0	0	0	0	0	0	0		0	0
No test (valid reason)	0	1	0	0	0	0	0	0	0	0	0		0	1
No test (no valid reason)	0	0	0	0	0	0	0	0	0	0	0		0	0
Adulterated	0	0	0	0	0	0	0	0	0	0	0		0	0
Awaiting / Pending Results	0	0	0	0	0	0	0	0	0	0	0		0	0
Random Residual (PIMS URAR030)	0	0	0	0	0	0	0	0	0	0	0		0	0
Effective Sample - Random General	15	10	9	13	10	10	8	10	12	15	9		11	121
% Tested positive	0.00%	0.00%	0.00%	0.00%	0.00%	0.00%	0.00%	0.00%	0.00%	0.00%	0.00%		0.00%	
% Prisoner guilty, positive equivalents	0.00%	0.00%	0.00%	0.00%	0.00%	0.00%	0.00%	0.00%	0.00%	0.00%	0.00%		0.00%	
% Total prisoner fails	0.00%	0.00%	0.00%	0.00%	0.00%	0.00%	0.00%	0.00%	0.00%	0.00%	0.00%		0.00%	
% No test without valid reason	0.00%	0.00%	0.00%	0.00%	0.00%	0.00%	0.00%	0.00%	0.00%	0.00%	0.00%		0.00%	
Random General Benchmark 1.50%	1.50%	1.50%	1.50%	1.50%	1.50%	1.50%	1.50%	1.50%	1.50%	1.50%	1.50%	1.50%	YTD	
% Failures for SDO	0.00%	0.00%	0.00%	0.00%	0.00%	0.00%	0.00%	0.00%	0.00%	0.00%	0.00%		0.00%	

*Tarrengower - Drugs Identified Through Testing by Drug Type – Monthly & 2018-2019*

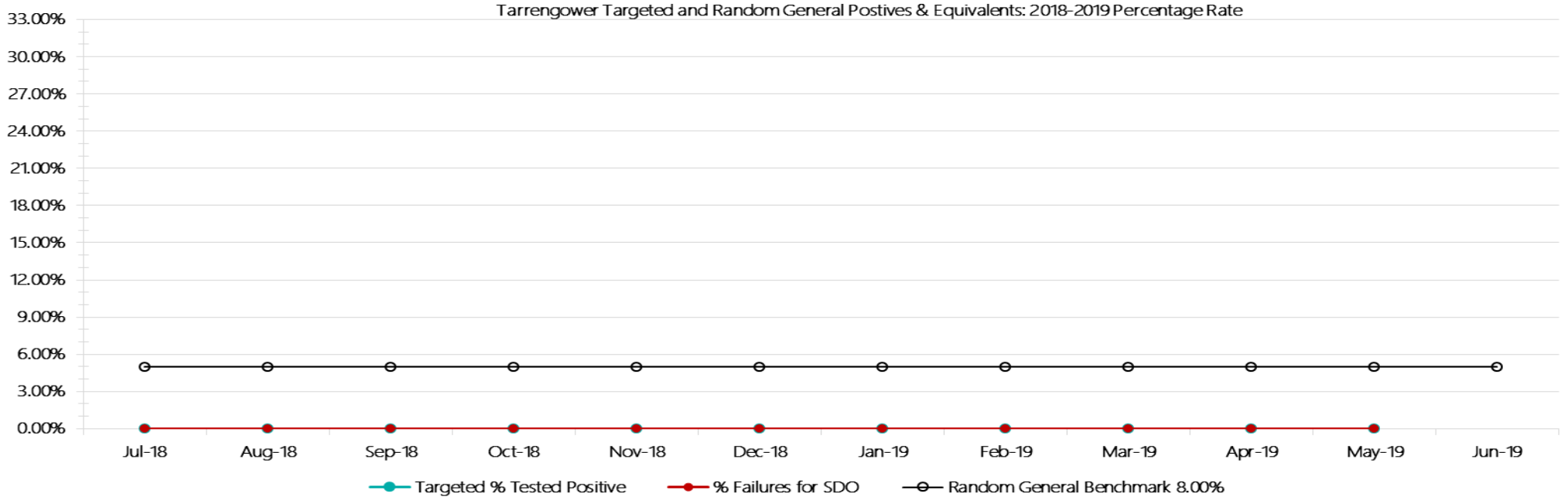
Tarrengower	Amphetamines	Methamphetamines	Cocaine	Opiates	Benzodiazepines	Cannabinoids	Ethanol**	Metadone	ADP*	APS*	Steroids**	Buprenorphine	NOA*	Total
Jul-18	0	0	0	0	0	0	0	0	0	0	0	0	0	0
Aug-18	0	0	0	0	0	0	0	0	0	0	0	0	0	0
Sep-18	0	0	0	0	0	0	0	0	0	0	0	0	0	0
Oct-18	0	0	0	0	0	0	0	0	0	0	0	0	0	0
Nov-18	0	0	0	0	0	0	0	0	0	0	0	0	0	0
Dec-18	0	0	0	0	0	0	0	0	0	0	0	0	0	0
Jan-19	0	0	0	0	0	0	0	0	0	0	0	0	0	0
Feb-19	0	0	0	0	0	0	0	0	0	0	0	0	0	0
Mar-19	0	0	0	0	0	0	0	0	0	0	0	0	0	0
Apr-19	0	0	0	0	0	0	0	0	0	0	0	0	0	0
May-19	0	0	0	0	0	0	0	0	0	0	0	0	0	0
Jun-19														
Tarrengower YTD	0	0	0	0	0	0	0	0	0	0	0	0	0	0
All Prisons YTD	333	85	1	67	63	36	5	45	40	23	0	1654	4	2356
Tarrengower % of Total	0.00%	0.00%	0.00%	0.00%	0.00%	0.00%	0.00%	0.00%	0.00%	0.00%	0.00%	0.00%	0.00%	0.00%

### Tarrengower Seizures of Contraband: Visitors & Prisoners – Monthly & 2018-2019

Visitors	GVM		Powder & Crystal		Synthetic (Suspected)		Prescription Medication		Buprenorphine		Alcohol & Home Brew		Syringes		Smoking Paraphernalia		Edged Weapons		Electronic Devices		Tools		Other		
	T'gower	Finds	Gms	Finds	Gms	Finds	Gms	Finds	Qty	Finds	Qty	Finds	Ltrs	Finds	Qty	Finds	Qty	Finds	Qty	Finds	Qty	Finds	Qty	Finds	Qty
Jul-18	0	0.00	0	0.00	0	0.00	0	0.00	0	0.00	0	0.000	0	0	0	0	0	0	0	0	0	0	0	0	0
Aug-18	0	0.00	0	0.00	0	0.00	0	0.00	0	0.00	0	0.000	0	0	0	0	0	0	0	0	0	0	0	0	0
Sep-18	0	0.00	0	0.00	0	0.00	0	0.00	0	0.00	0	0.000	0	0	0	0	0	0	0	0	0	0	0	0	0
Oct-18	0	0.00	0	0.00	0	0.00	0	0.00	0	0.00	0	0.000	0	0	0	0	0	0	0	0	0	0	0	0	0
Nov-18	0	0.00	0	0.00	0	0.00	0	0.00	0	0.00	0	0.000	0	0	0	0	0	0	0	0	0	0	0	0	0
Dec-18	0	0.00	0	0.00	0	0.00	0	0.00	0	0.00	0	0.000	0	0	0	0	0	0	0	0	0	0	0	0	0
Jan-19	0	0.00	0	0.00	0	0.00	0	0.00	0	0.00	0	0.000	0	0	0	0	0	0	0	0	0	0	0	0	0
Feb-19	0	0.00	0	0.00	0	0.00	0	0.00	0	0.00	0	0.000	0	0	0	0	0	0	0	0	0	0	0	0	0
Mar-19	0	0.00	0	0.00	0	0.00	0	0.00	0	0.00	0	0.000	0	0	0	0	0	0	0	0	0	0	0	0	0
Apr-19	0	0.00	0	0.00	0	0.00	0	0.00	0	0.00	0	0.000	0	0	0	0	0	0	0	0	0	0	0	0	0
May-19	0	0.00	0	0.00	0	0.00	0	0.00	0	0.00	0	0.000	0	0	0	0	0	0	0	0	0	0	0	0	0
Jun-19																									
Total	0	0.00	0	0.00	0	0.00	0	0.00	0	0.00	0	0.000	0	0	0	0	0	0	0	0	0	0	0	0	0

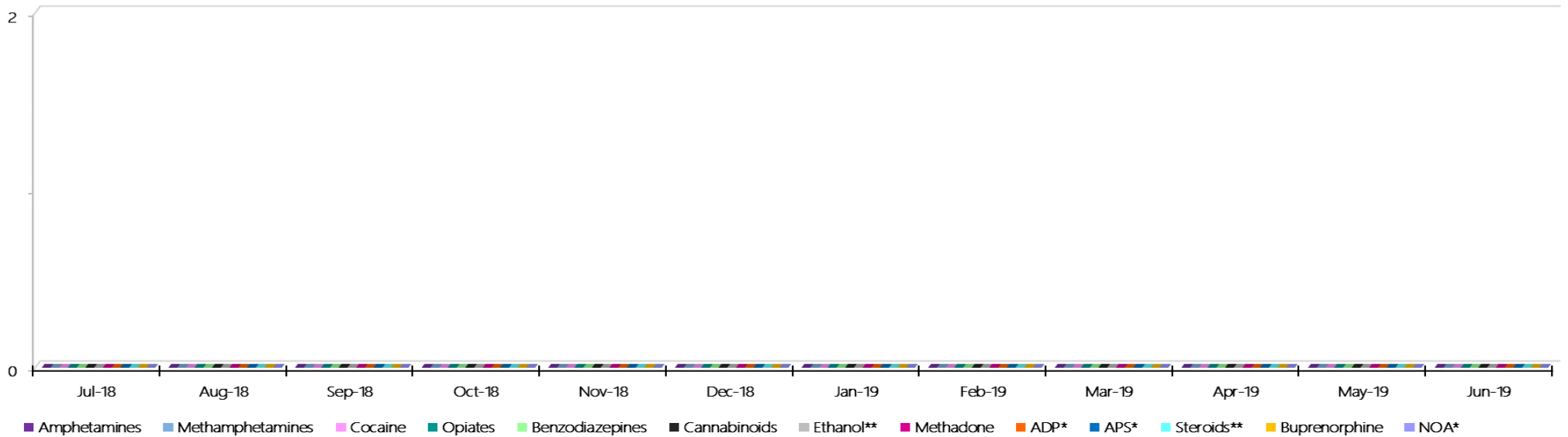
Prisoners	GVM		Powder & Crystal		Synthetic (Suspected)		Prescription Medication		Buprenorphine		Alcohol & Home Brew		Syringes		Smoking Paraphernalia		Edged Weapons		Electronic Devices		Tools		Other		
	T'gower	Finds	Gms	Finds	Gms	Finds	Gms	Finds	Qty	Finds	Qty	Finds	Ltrs	Finds	Qty	Finds	Qty	Finds	Qty	Finds	Qty	Finds	Qty	Finds	Qty
Jul-18	0	0.00	0	0.00	0	0.00	0	0.00	0	0.00	0	0.000	0	0	1	4	0	0	0	0	0	0	2	8	
Aug-18	0	0.00	0	0.00	2	12.10	0	0.00	0	0.00	0	0.000	0	0	1	1	0	0	0	0	0	0	1	4	
Sep-18	0	0.00	0	0.00	0	0.00	0	0.00	0	0.00	0	0.000	1	2	2	6	0	0	0	0	0	0	2	2	
Oct-18	0	0.00	0	0.00	0	0.00	0	0.00	0	0.00	0	0.000	0	0	1	1	0	0	0	0	1	1	0	0	
Nov-18	0	0.00	2	0.80	0	0.00	1	14.50	0	0.00	0	0.000	0	0	6	15	0	0	0	0	2	3	3	4	
Dec-18	0	0.00	0	0.00	0	0.00	0	0.00	0	0.00	0	0.000	0	0	0	0	0	0	0	0	0	0	2	2	
Jan-19	0	0.00	0	0.00	0	0.00	0	0.00	0	0.00	0	0.000	0	0	0	0	0	0	0	0	1	1	2	2	
Feb-19	0	0.00	0	0.00	0	0.00	0	0.00	0	0.00	0	0.000	0	0	0	0	0	0	0	0	0	0	0	0	
Mar-19	0	0.00	0	0.00	0	0.00	0	0.00	0	0.00	0	0.000	0	0	1	1	0	0	1	1	1	1	0	0	
Apr-19	0	0.00	0	0.00	0	0.00	0	0.00	0	0.00	0	0.000	0	0	0	0	1	2	0	0	0	0	1	1	
May-19	0	0.00	0	0.00	0	0.00	0	0.00	0	0.00	0	0.000	0	0	1	2	0	0	0	0	1	2	1	8	
Jun-19																									
Total	0	0.00	2	0.80	2	12.10	1	14.50	0	0.00	0	0.000	1	2	13	30	1	2	1	1	6	8	14	31	

### Tarregower Targeted and Random General Drug Test Positives & Equivalents - 2018-2019



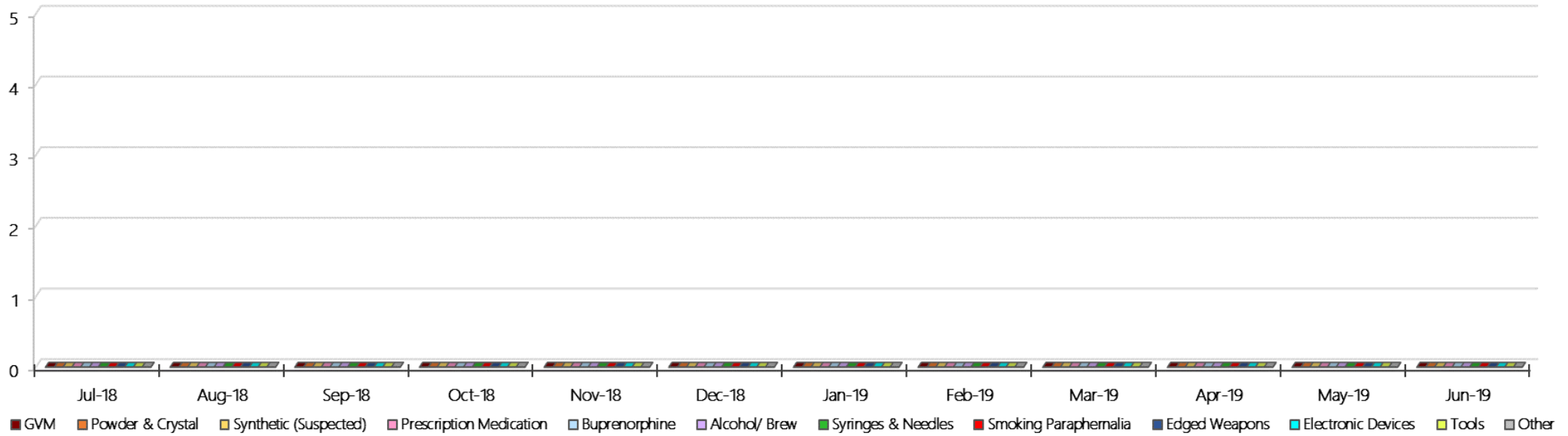
### Tarregower Positive Test Results by Drug Type - 2018-2019

Tarregower Positive Test Results By Drug Type: 2018-2019



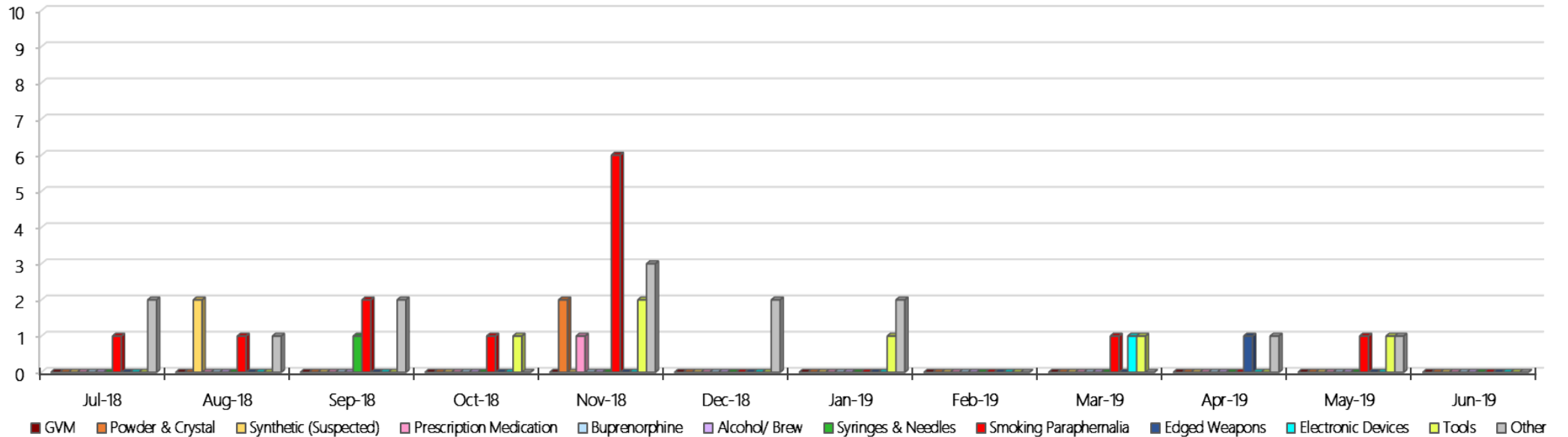
### Tarrengower Count of Visitor Seizure Finds – Monthly 2018-2019

Tarrengower Count of Visitor Seizure Finds - Monthly 2018-2019



### Tarrengower Count of Prisoner Seizure Finds – Monthly 2018-2019

Tarrengower Count of Prisoner Seizure Finds - Monthly 2018-2019



## Judy Lazarus Transition Centre Targeted and Random General Drug Test Results: 2018-2019

JLTC	Jul-18	Aug-18	Sep-18	Oct-18	Nov-18	Dec-18	Jan-19	Feb-19	Mar-19	Apr-19	May-19	Jun-19	Average	Totals
Effective Sample - Targeted	6	1	3	2	2	2	3	0	2	3	2		2	26
Targeted Positives	0	0	0	0	0	0	0	0	0	0	0		0	0
Refusal	0	0	0	0	0	0	0	0	0	0	0		0	0
Unable	0	0	0	0	0	0	0	0	0	0	0		0	0
Interfered	0	0	0	0	0	0	0	0	0	0	0		0	0
Adulterated	0	0	0	0	0	0	0	0	0	0	0		0	0
Targeted % Tested Positive	0.00%	0.00%	0.00%	0.00%	0.00%	0.00%	0.00%	0.00%	0.00%	0.00%	0.00%		0.00%	0.00%
Awaiting / Pending Results	0	0	0	0	0	0	0	0	0	0	0		0	0
Targeted Residual	0	0	0	0	0	0	0	0	0	0	0		0	0
Random tests collected	5	3	4	5	4	5	4	4	4	5	4		4	47
Tested Positive	0	0	0	0	0	0	0	0	0	0	0		0	0
Refusal (guilty)	0	0	0	0	0	0	0	0	0	0	0		0	0
Unable (not guilty)	0	0	0	0	0	0	0	0	0	0	0		0	0
Unable (guilty)	0	0	0	0	0	0	0	0	0	0	0		0	0
Interfered (guilty)	0	0	0	0	0	0	0	0	0	0	0		0	0
No test (valid reason)	0	1	0	0	0	0	0	0	0	0	0		0	1
No test (no valid reason)	0	0	0	0	0	0	0	0	0	0	0		0	0
Adulterated	0	0	0	0	0	0	0	0	0	0	0		0	0
Awaiting / Pending Results	0	0	0	0	0	0	0	0	0	0	0		0	0
Random Residual (PIMS URAR030)	0	0	0	0	0	0	0	0	0	0	0		0	0
Effective Sample - Random General	5	3	4	5	4	5	4	4	4	5	4		4	47
% Tested positive	0.00%	0.00%	0.00%	0.00%	0.00%	0.00%	0.00%	0.00%	0.00%	0.00%	0.00%		0.00%	
% Prisoner guilty, positive equivalents	0.00%	0.00%	0.00%	0.00%	0.00%	0.00%	0.00%	0.00%	0.00%	0.00%	0.00%		0.00%	
% Total prisoner fails	0.00%	0.00%	0.00%	0.00%	0.00%	0.00%	0.00%	0.00%	0.00%	0.00%	0.00%		0.00%	
% No test without valid reason	0.00%	0.00%	0.00%	0.00%	0.00%	0.00%	0.00%	0.00%	0.00%	0.00%	0.00%		0.00%	
Random General Benchmark 5.00%	3.50%	3.50%	3.50%	3.50%	3.50%	3.50%	3.50%	3.50%	3.50%	3.50%	3.50%	3.50%	YTD	
% Failures for SDO	0.00%	0.00%	0.00%	0.00%	0.00%	0.00%	0.00%	0.00%	0.00%	0.00%	0.00%		0.00%	



*JLTC - Drugs Identified Through Testing by Drug Type – Monthly & 2018-2019*

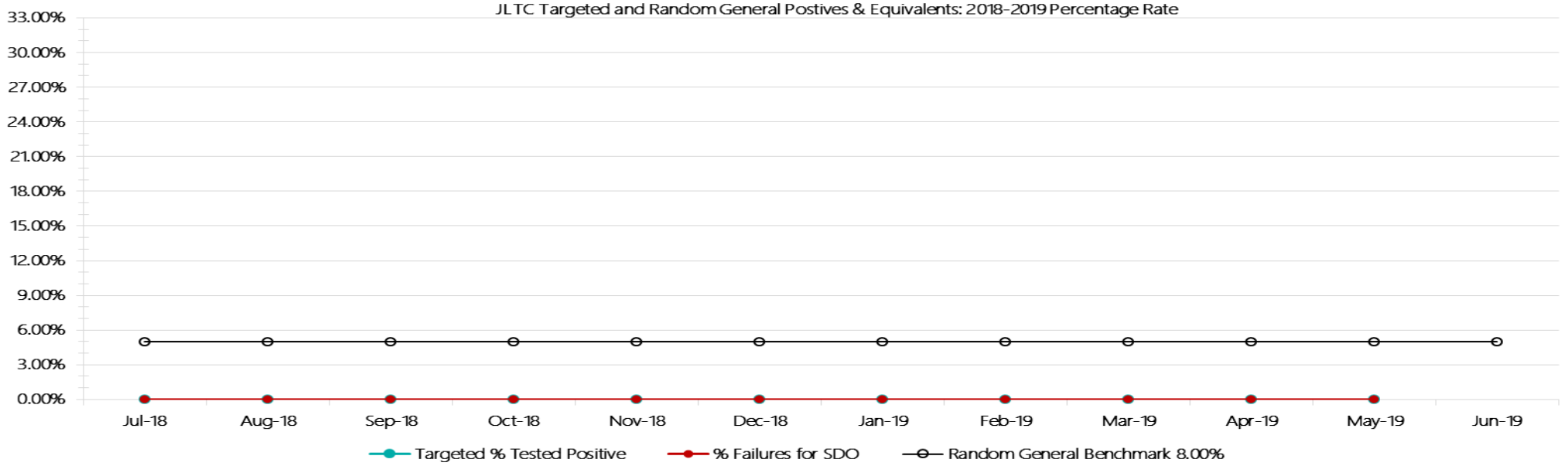
JLTC	Amphetamines	Methamphetamines	Cocaine	Opiates	Benzodiazepines	Cannabinoids	Ethanol**	Metadone	ADP*	APS*	Steroids**	Buprenorphine	NOA*	Total
Jul-18	0	0	0	0	0	0	0	0	0	0	0	0	0	0
Aug-18	0	0	0	0	0	0	0	0	0	0	0	0	0	0
Sep-18	0	0	0	0	0	0	0	0	0	0	0	0	0	0
Oct-18	0	0	0	0	0	0	0	0	0	0	0	0	0	0
Nov-18	0	0	0	0	0	0	0	0	0	0	0	0	0	0
Dec-18	0	0	0	0	0	0	0	0	0	0	0	0	0	0
Jan-19	0	0	0	0	0	0	0	0	0	0	0	0	0	0
Feb-19	0	0	0	0	0	0	0	0	0	0	0	0	0	0
Mar-19	0	0	0	0	0	0	0	0	0	0	0	0	0	0
Apr-19	0	0	0	0	0	0	0	0	0	0	0	0	0	0
May-19	0	0	0	0	0	0	0	0	0	0	0	0	0	0
Jun-19														
<b>JLTC YTD</b>	<b>0</b>	<b>0</b>	<b>0</b>	<b>0</b>	<b>0</b>	<b>0</b>	<b>0</b>	<b>0</b>	<b>0</b>	<b>0</b>	<b>0</b>	<b>0</b>	<b>0</b>	<b>0</b>
<i>All Prisons YTD</i>	333	85	1	67	63	36	5	45	40	23	0	1654	4	2356
<i>JLTC % of Total</i>	0.00%	0.00%	0.00%	0.00%	0.00%	0.00%	0.00%	0.00%	0.00%	0.00%	0.00%	0.00%	0.00%	0.00%

### ILTC Seizures of Contraband: Visitors & Prisoners – Monthly & 2018-2019

Visitors	GVM		Powder & Crystal		Synthetic (Suspected)		Prescription Medication		Buprenorphine		Alcohol & Home Brew		Syringes		Smoking Paraphernalia		Edged Weapons		Electronic Devices		Tools		Other	
	Finds	Gms	Finds	Gms	Finds	Gms	Finds	Qty	Finds	Qty	Finds	Ltrs	Finds	Qty	Finds	Qty	Finds	Qty	Finds	Qty	Finds	Qty	Finds	Qty
Jul-18	0	0.00	0	0.00	0	0.00	0	0.00	0	0.00	0	0.000	0	0	0	0	0	0	0	0	0	0	0	0
Aug-18	0	0.00	0	0.00	0	0.00	0	0.00	0	0.00	0	0.000	0	0	0	0	0	0	0	0	0	0	0	0
Sep-18	0	0.00	0	0.00	0	0.00	0	0.00	0	0.00	0	0.000	0	0	0	0	0	0	0	0	0	0	0	0
Oct-18	0	0.00	0	0.00	0	0.00	0	0.00	0	0.00	0	0.000	0	0	0	0	0	0	0	0	0	0	0	0
Nov-18	0	0.00	0	0.00	0	0.00	0	0.00	0	0.00	0	0.000	0	0	0	0	0	0	0	0	0	0	0	0
Dec-18	0	0.00	0	0.00	0	0.00	0	0.00	0	0.00	0	0.000	0	0	0	0	0	0	0	0	0	0	0	0
Jan-19	0	0.00	0	0.00	0	0.00	0	0.00	0	0.00	0	0.000	0	0	0	0	0	0	0	0	0	0	0	0
Feb-19	0	0.00	0	0.00	0	0.00	0	0.00	0	0.00	0	0.000	0	0	0	0	0	0	0	0	0	0	0	0
Mar-19	0	0.00	0	0.00	0	0.00	0	0.00	0	0.00	0	0.000	0	0	0	0	0	0	0	0	0	0	0	0
Apr-19	0	0.00	0	0.00	0	0.00	0	0.00	0	0.00	0	0.000	0	0	0	0	0	0	0	0	0	0	0	0
May-19	0	0.00	0	0.00	0	0.00	0	0.00	0	0.00	0	0.000	0	0	0	0	0	0	0	0	0	0	0	0
Jun-19																								
Total	0	0.00	0	0.00	0	0.00	0	0.00	0	0.00	0	0.000	0	0	0	0	0	0	0	0	0	0	0	0

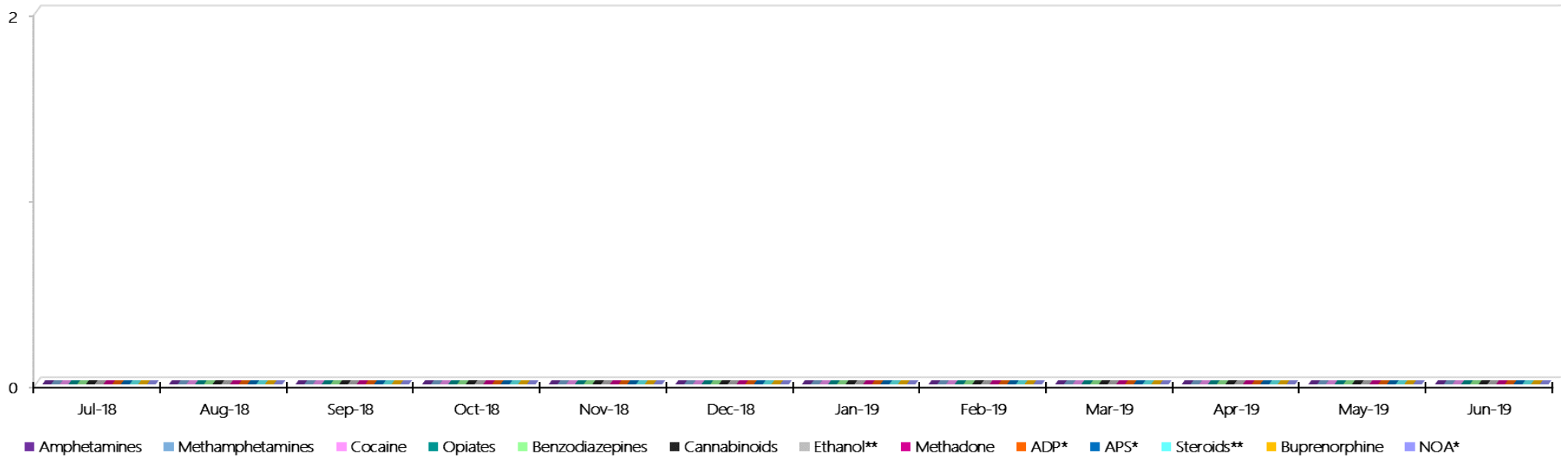
Prisoners	GVM		Powder & Crystal		Synthetic (Suspected)		Prescription Medication		Buprenorphine		Alcohol & Home Brew		Syringes		Smoking Paraphernalia		Edged Weapons		Electronic Devices		Tools		Other		
	Finds	Gms	Finds	Gms	Finds	Gms	Finds	Qty	Finds	Qty	Finds	Ltrs	Finds	Qty	Finds	Qty	Finds	Qty	Finds	Qty	Finds	Qty	Finds	Qty	
Jul-18	0	0.00	0	0.00	0	0.00	1	1.00	0	0.00	0	0.000	0	0	0	0	0	0	0	0	0	0	0	0	
Aug-18	0	0.00	0	0.00	0	0.00	0	0.00	0	0.00	0	0.000	0	0	0	0	0	0	0	0	0	1	1	0	0
Sep-18	0	0.00	0	0.00	0	0.00	0	0.00	0	0.00	0	0.000	0	0	1	3	0	0	1	1	1	1	2	54	
Oct-18	0	0.00	0	0.00	0	0.00	0	0.00	0	0.00	0	0.000	0	0	0	0	0	0	1	1	0	0	1	1	
Nov-18	0	0.00	0	0.00	0	0.00	0	0.00	0	0.00	0	0.000	0	0	1	3	0	0	1	2	0	0	0	0	
Dec-18	0	0.00	0	0.00	0	0.00	0	0.00	0	0.00	0	0.000	0	0	0	0	0	0	0	0	0	0	0	0	
Jan-19	0	0.00	0	0.00	0	0.00	0	0.00	0	0.00	0	0.000	0	0	0	0	0	0	1	1	1	1	1	1	
Feb-19	0	0.00	0	0.00	0	0.00	0	0.00	0	0.00	0	0.000	0	0	0	0	0	0	0	0	0	0	0	0	
Mar-19	0	0.00	0	0.00	0	0.00	0	0.00	0	0.00	0	0.000	0	0	0	0	0	0	0	0	0	0	0	0	
Apr-19	0	0.00	0	0.00	0	0.00	0	0.00	0	0.00	0	0.000	0	0	0	0	0	0	2	4	0	0	0	0	
May-19	0	0.00	0	0.00	0	0.00	0	0.00	0	0.00	0	0.000	0	0	0	0	0	0	0	0	0	0	0	0	
Jun-19																									
Total	0	0.00	0	0.00	0	0.00	1	1.00	0	0.00	0	0.000	0	0	2	6	0	0	6	9	3	3	4	56	

### JLTC Targeted and Random General Drug Test Positives & Equivalents - 2018-2019



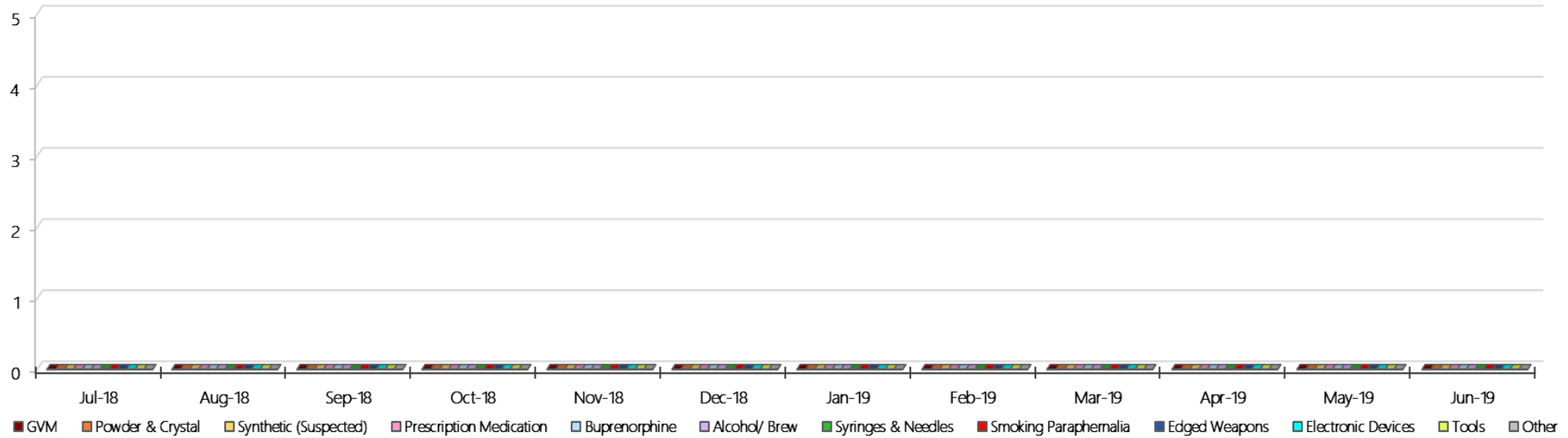
### JLTC Positive Test Results by Drug Type - 2018-2019

JLTC Positive Test Results By Drug Type: 2018-2019



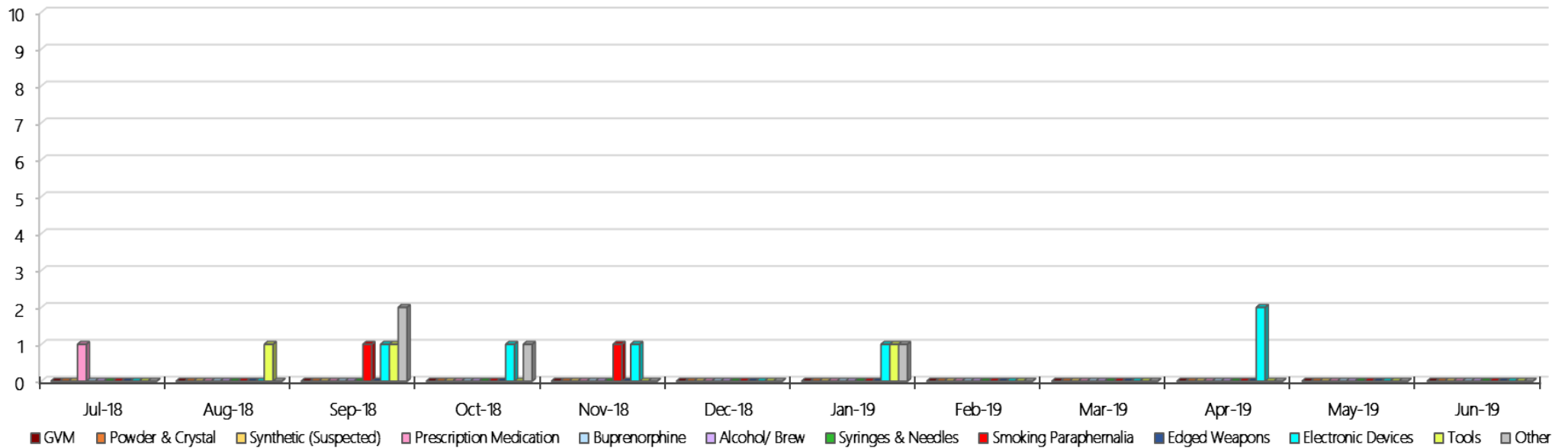
### JLTC Count of Visitor Seizure Finds – Monthly 2018-2019

JLTC Count of Visitor Seizure Finds - Monthly 2018-2019



### JLTC Count of Prisoner Seizure Finds – Monthly 2018-2019

JLTC Count of Prisoner Seizure Finds - Monthly 2018-2019



- PAGE LEFT BLANK INTENTIONALLY -