

Corrections Victoria

2018-2019 Drugs in Victorian Prisons Report

March 2019

Report on Prohibited Drug Use and
Contraband Seized in Victorian Prisons

The System Performance Branch produces the Drugs in Victorian Prisons Report (DIVPR) each month to provide data pertaining to drug use – both illicit use and prescription misuse - and contraband seizures in Victorian prisons. The report is provided on a monthly basis, and is made available to selected stakeholders, such as the Assistant Commissioner Security and Intelligence Division, Deputy Commissioner Operations, General Manager Security and Emergency Services Group, General Manager Corrections Victoria Intelligence Unit, and Prison General Managers and Regional Directors. The report is designed to provide information for consideration of action, including the deployment of resources to detect and reduce drugs in Victorian prisons.

The DIVPR specifically compiles and presents data in the following areas:

- drug test results for Random General and Targeted testing,
- types of drugs identified through testing,
- seizures of contraband from visitors and prisoners

The first section of the DIVPR provides a statewide overview of the above data, with the second section providing location specific data. In a bid to include details of all drug test results from the preceding month, compilation does not commence until after the 15th day of the following month. Information is provided by Prison Intelligence Units (seizures), the Drug Strategy Support Team (drug metabolite breakdowns), as well as the Monitoring, Reporting and Standards Unit (Random General – SDO8 data).

There has been an amendment to the seizure category of “Syringes”, which has been renamed to “Syringes & Needles”, to capture needles modified for drug use.

As part of the commitment to reducing the volume of strip searches in the women's prisons, Corrections Victoria has implemented a 12-month trial of saliva testing, which commenced in March 2019. The trial has replaced the majority of urine testing with an initial saliva test at Dame Phyllis Frost Centre and Tarrengower Prison. Due to the need for confirmatory testing, any prisoner returning a positive result on a saliva swab will be directed to complete a urine test.




Table of Contents

STATEWIDE OVERVIEW	5
Drug Test Results: 2018-2019	5
Graph of Targeted and Random General Drug Test Positives & Equivalents 2018-2019	7
Targeted and Random General Drug Test Positives & Equivalents: 2018-2019	8
Location Muster against Drug Tests Collected and % Positive.....	9
DRUGS IDENTIFIED THROUGH DRUG TESTING	10
Positive Test Results by Drug Type per Prison Location – March 2019	10
Graph of Positive Test Results: Drug Type by Prison – March 2019	11
Current Financial Year and Previous Financial Years	12
Breakdown of Amphetamine & Opiate Drug Groups by Metabolite – 2018-2019	13
Positive by Location – 2018-2019.....	14
Percentage Positive by Location - 2018-2019.....	15
Positive by Location – 2017-2018.....	16
SEIZURES OF CONTRABAND BY ITEM TYPE	17
Seizures of Contraband: Visitors – March 2019.....	17
Graphs of Seizures of Contraband: Visitors – March 2019 & 2018-2019.....	19
Graphs of Seizures of Contraband: Prisoners – March 2019 & 2018-2019	22
LOCATION SPECIFIC RESULTS	23
Barwon Prison.....	24
Melbourne Assessment Prison.....	29
Metropolitan Remand Centre	34
Port Phillip Prison	39
Dame Phyllis Frost Centre	44

Fulham Correctional Centre	49
Hopkins Correctional Centre.....	54
Karreenga (annex of Marngoneet)	59
Marngoneet Correctional Centre.....	64
Loddon Prison	69
Middleton (annex of Loddon)	74
Ravenhall Correctional Centre	79
Beechworth Correctional Centre.....	84
Dhurringile Prison.....	89
Langi Kal Kal Prison	94
Tarrengower Prison.....	99
Judy Lazarus Transition Centre	104

STATEWIDE OVERVIEW

Drug Test Results: 2018-2019

Random General Positive Rate

As at 15 April 2019, the number of Random General drug test samples collected in March was 831, of which 4.93% were positive. This is in comparison to the previous month, whereby 874 Random General tests were collected, of which 6.52% were positive.

- The following locations exceeded their Random General benchmark for the month of March 2019:
 - Barwon Prison,
 - Port Phillip Prison,
 - Hopkins Correctional Centre,
 - Karreenga, and
 - Marngoneet Correctional Centre
- The 2018-2019 Random General positive rate across all locations is 4.55%, with the following locations exceeding their benchmark for the year to date:
 - Metropolitan Remand Centre,
 - Karreenga
 - Marngoneet Correctional Centre, and
 - Loddon Prison.

Targeted Positive Rate

The number of Targeted drug tests collected in March was 1,571 of which 10.57% were positive.

This is in comparison to the previous month, whereby 1,463 Targeted drug tests were collected, of which 12.10% were positive.

- The following locations had the highest Targeted positive rates for the month of March 2019:
 - Metropolitan Remand Centre, and
 - Karreenga.
- The 2018-2019 Targeted positive rate for all locations is 10.47%, with the following locations having the highest Targeted positive rates for the year to date:
 - Barwon Prison, and
 - Marngoneet Correctional Centre.

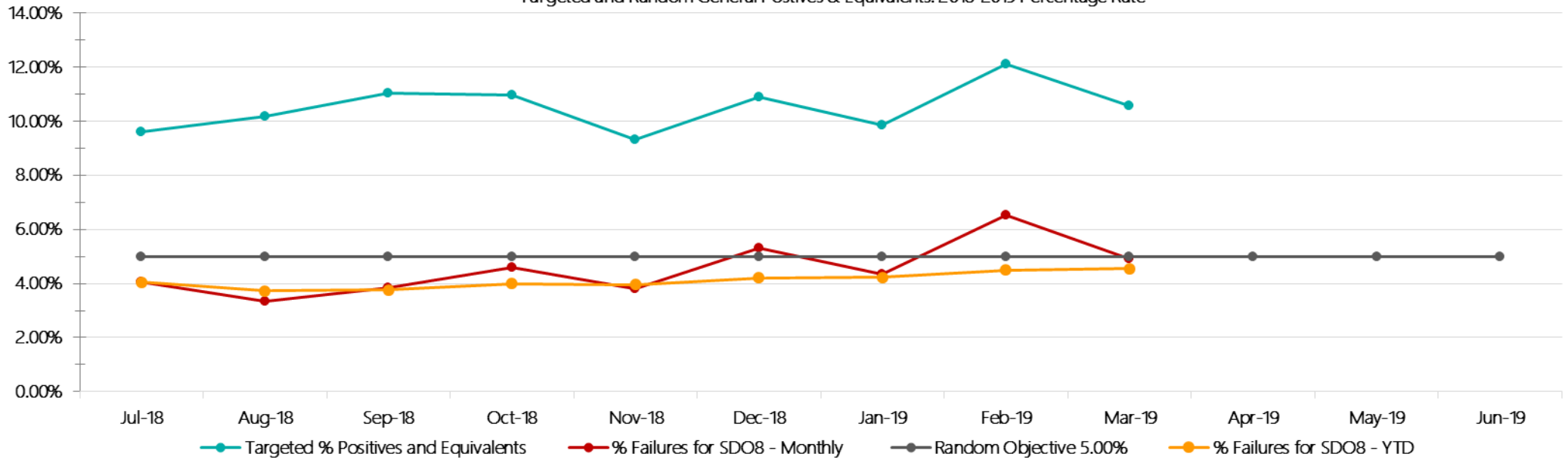
Targeted testing is used by intelligence officers to identify and intervene in use, and a high positive rate may therefore indicate well directed intelligence.

Note: The Commissioner defines a Random General positive as positives, refusals, and unables found guilty at a GMDH, as well as interfered and adulterated results. Random General data is provided by the Monitoring, Standards and Reporting Unit, with adjustments reflected in the following reporting month. March data provided 15 April 2019. Targeted and Positive Results by Drug Type are retrieved from PIMS by the Monitoring, Standards and Reporting Unit. March data retrieved 15 April 2019.

TARGETED	Jul-18	Aug-18	Sep-18	Oct-18	Nov-18	Dec-18	Jan-19	Feb-19	Mar-19	Apr-19	May-19	Jun-19	YTD Av.
Barwon	21.91%	18.03%	26.09%	31.03%	16.67%	13.39%	6.25%	11.43%	11.11%				17.78%
MAP	11.63%	6.35%	18.18%	11.63%	12.73%	7.06%	10.11%	11.11%	7.61%				10.42%
MRC	6.77%	16.02%	16.53%	15.28%	15.00%	15.22%	17.19%	21.64%	17.35%				15.79%
PPP	10.95%	13.48%	10.65%	13.98%	14.34%	15.44%	9.28%	14.02%	15.38%				12.97%
DPFC	14.97%	12.50%	16.49%	24.09%	14.41%	19.05%	16.67%	7.75%	9.16%				14.96%
Fulham	6.82%	6.35%	7.46%	7.25%	3.33%	5.86%	8.94%	11.98%	10.67%				7.50%
Hopkins	7.14%	4.08%	3.57%	3.57%	4.55%	13.33%	20.00%	0.00%	6.67%				6.48%
Karreenga	0.00%	0.00%	3.70%	16.67%	5.97%	20.00%	11.63%	14.81%	18.75%				10.96%
Marngoneet	13.33%	11.54%	21.21%	17.58%	17.31%	21.05%	23.53%	23.40%	14.29%				17.86%
Loddon	6.78%	11.67%	12.90%	7.06%	8.06%	7.59%	9.84%	17.65%	9.23%				9.76%
Middleton	3.33%	0.00%	15.38%	1.85%	0.00%	6.82%	0.00%	0.00%	7.32%				4.27%
Ravenhall	8.78%	9.13%	7.14%	2.25%	4.74%	7.44%	8.55%	10.23%	11.78%				8.09%
Beechworth	0.00%	0.00%	2.27%	1.52%	5.41%	0.00%	0.00%	2.94%	0.00%				1.27%
Dhurringile	0.93%	3.08%	0.00%	2.78%	7.87%	1.22%	2.56%	6.45%	2.00%				3.11%
Langi Kal Kal	0.00%	4.35%	0.00%	0.00%	0.00%	2.44%	0.00%	0.00%	0.00%				0.69%
Tarrengower	0.00%	0.00%	0.00%	0.00%	0.00%	0.00%	0.00%	0.00%	0.00%				0.00%
JLTC	0.00%	0.00%	0.00%	0.00%	0.00%	0.00%	0.00%	0.00%	0.00%				0.00%
Targeted % Positive	9.60%	10.19%	11.05%	10.97%	9.33%	10.91%	9.85%	12.10%	10.57%				10.47%
RANDOM - Benchmark	Jul-18	Aug-18	Sep-18	Oct-18	Nov-18	Dec-18	Jan-19	Feb-19	Mar-19	Apr-19	May-19	Jun-19	YTD
Barwon - 8.00%	7.69%	9.62%	12.00%	3.13%	6.00%	6.35%	5.88%	7.69%	9.80%				7.43%
MAP - 8.00%	5.56%	3.70%	10.34%	11.11%	0.00%	3.03%	3.85%	9.52%	0.00%				5.49%
MRC - 7.00%	9.16%	5.50%	4.95%	6.30%	3.77%	8.33%	8.65%	15.09%	4.35%				7.50%
PPP	1.59%	5.36%	0.00%	4.92%	4.08%	10.53%	8.33%	4.00%	11.32%				5.57%
DPFC - 7.25%	3.85%	0.00%	1.67%	8.00%	5.17%	5.33%	3.23%	3.28%	1.61%				3.72%
Fulham	4.29%	1.89%	5.36%	1.30%	6.56%	1.37%	5.00%	5.17%	0.00%				3.36%
Hopkins - 3.50%	0.97%	1.16%	2.17%	0.00%	1.10%	2.65%	2.20%	3.30%	7.95%				2.30%
Karreenga - 3.50%	2.22%	5.56%	0.00%	9.09%	5.56%	9.30%	2.78%	5.56%	11.11%				5.78%
Marngoneet - 6.50%	9.88%	6.15%	4.62%	13.70%	6.56%	11.39%	9.84%	12.90%	15.00%				10.05%
Loddon - 5.00%	3.23%	7.84%	10.20%	6.15%	3.77%	7.69%	4.08%	3.85%	4.08%				5.66%
Middleton - 4.00%	0.00%	0.00%	0.00%	0.00%	3.13%	0.00%	0.00%	3.13%	3.33%				1.03%
Ravenhall	2.84%	0.88%	3.51%	3.52%	5.19%	5.56%	3.33%	8.11%	2.14%				4.04%
Beechworth - 1.80%	0.00%	0.00%	0.00%	0.00%	0.00%	0.00%	0.00%	0.00%	0.00%				0.00%
Dhurringile - 3.50%	0.00%	0.00%	0.00%	2.50%	0.00%	0.00%	0.00%	0.00%	0.00%				0.32%
Langi Kal Kal - 1.50%	0.00%	0.00%	0.00%	0.00%	0.00%	0.00%	0.00%	0.00%	0.00%				0.00%
Tarrengower - 1.50%	0.00%	0.00%	0.00%	0.00%	0.00%	0.00%	0.00%	0.00%	0.00%				0.00%
JLTC - 3.50%	0.00%	0.00%	0.00%	0.00%	0.00%	0.00%	0.00%	0.00%	0.00%				0.00%
Random % Positive	4.05%	3.33%	3.85%	4.58%	3.82%	5.31%	4.36%	6.52%	4.93%				4.93%
Random YTD % Positive	4.05%	3.73%	3.77%	3.99%	3.96%	4.22%	4.23%	4.50%	4.55%				4.55%
Random Objective 5.00%	5.00%	5.00%	5.00%	5.00%	5.00%	5.00%	5.00%	5.00%	5.00%	5.00%	5.00%	5.00%	

Graph of Targeted and Random General Drug Test Positives & Equivalents 2018-2019

Targeted and Random General Postives & Equivalents: 2018-2019 Percentage Rate



Targeted and Random General Drug Test Positives & Equivalents: 2018-2019

Corrections Victoria	Jul-18	Aug-18	Sep-18	Oct-18	Nov-18	Dec-18	Jan-19	Feb-19	Mar-19	Apr-19	May-19	Jun-19	YTD Average	YTD Totals
Targeted - Tests Collected	1,646	1,718	1,357	1,586	1,619	1,696	1,736	1,463	1,559				1,598	14,380
Tested Positive	112	128	108	129	115	132	136	152	138				128	1,150
Refusal	20	26	25	24	19	20	22	9	11				20	176
Unable - Guilty	22	17	16	19	15	28	12	12	14				17	155
Interfered	0	0	0	1	0	1	0	0	0				0	2
Adulterated	4	4	1	1	2	4	1	4	3				3	24
Awaiting / Pending Results	0	0	0	0	0	0	0	0	12				1	12
Targeted - Effective Sample	1,646	1,718	1,357	1,586	1,619	1,696	1,736	1,463	1,571				1,599	14,392
Targeted % Positives and Equivalents	9.60%	10.19%	11.05%	10.97%	9.33%	10.91%	9.85%	12.10%	10.57%				10.47%	10.47%
Random General - Tests Collected	1,022	832	814	1,025	854	1,056	863	862	815				905	8,143
Tested Positive	27	20	15	25	22	40	29	45	25				28	248
Refusal	7	3	8	9	2	2	1	5	2				4	39
Unable - Guilty	8	5	9	14	7	15	8	6	8				9	80
Interfered	0	0	0	0	0	0	0	0	0				0	0
No test - No Valid Reason	0	0	0	0	1	0	0	1	6				1	8
Adulterated	0	0	0	0	1	0	0	0	0				0	1
Awaiting / Pending Results	0	0	0	0	0	0	0	0	2				0	2
Random General - Effective Sample	1,037	840	831	1,048	864	1,073	872	874	831				919	8,270
SDO8 Positives & Equivalents	42	28	32	48	33	57	38	57	41				31	376
% Failures for SDO8 - Monthly	4.05%	3.33%	3.85%	4.58%	3.82%	5.31%	4.36%	6.52%	4.93%				3.41%	
% Failures for SDO8 - YTD	4.05%	3.73%	3.77%	3.99%	3.96%	4.22%	4.23%	4.50%	4.55%					4.55%
Random Objective 5.00%	5.00%	5.00%	5.00%	5.00%	5.00%	5.00%	5.00%	5.00%	5.00%	5.00%	5.00%	5.00%		

Location Muster against Drug Tests Collected and % Positive

This data compares the number of Targeted and Random General tests collected and the percentage of the prison population tested for the month in comparison to the previous month.

It further provides the percentage of positives for both the Targeted and Random General urinalysis testing regimes.

March 2019 - Location Muster Against Tests Collected Targeted & Random General										February 2019 - Location Muster Against Tests Collected Targeted & Random General				
Location	Average Monthly Muster	Targeted				Random General				Average Monthly Muster	Targeted		Random General	
		Targeted Tests Collected	% of Population	% Positive	Average No. of Tests YTD	Random General Tests Collected	% of Population	% Positive	Average No. of Tests YTD		Targeted Tests Collected	% Positive	Random General Tests Collected	% Positive
Barwon	415	45	10.84%	11.11%	96	49	11.81%	9.80%	54	420	70	11.43%	50	7.69%
MAP	239	92	38.49%	7.61%	71	24	10.04%	0.00%	28	231	63	11.11%	21	9.52%
MRC	898	98	10.91%	17.35%	139	68	7.57%	4.35%	106	915	171	21.64%	104	15.09%
PPP	1,054	208	19.73%	15.38%	278	53	5.03%	11.32%	54	1,021	264	14.02%	50	4.00%
DPFC	539	131	24.30%	9.16%	128	61	11.32%	1.61%	65	528	129	7.75%	59	3.28%
Fulham	838	225	26.85%	10.67%	233	57	6.80%	0.00%	62	843	192	11.98%	58	5.17%
Hopkins	717	15	2.09%	6.67%	24	82	11.44%	7.95%	95	739	20	0.00%	90	3.30%
Karreenga	275	16	5.82%	18.75%	32	35	12.73%	11.11%	37	283	27	14.81%	35	5.56%
Marngoneet	507	63	12.43%	14.29%	68	56	11.05%	15.00%	65	515	47	23.40%	61	12.90%
Loddon	406	65	16.01%	9.23%	65	49	12.07%	4.08%	54	417	51	17.65%	52	3.85%
Middleton	230	41	17.83%	7.32%	42	30	13.04%	3.33%	32	245	22	0.00%	31	3.13%
Ravenhall	1,230	382	31.06%	11.78%	238	139	11.30%	2.14%	138	1,237	215	10.23%	146	8.11%
Beechworth	151	33	21.85%	0.00%	44	20	13.25%	0.00%	24	157	34	2.94%	20	0.00%
Dhurringile	234	100	42.74%	2.00%	96	31	13.25%	0.00%	34	231	124	6.45%	29	0.00%
Langi Kal Kal	373	55	14.75%	0.00%	32	45	12.06%	0.00%	41	337	34	0.00%	42	0.00%
Tarngower	72	0	0.00%	0.00%	11	12	16.67%	0.00%	11	67	0	0.00%	10	0.00%
JLTC	21	2	9.52%	0.00%	2	4	19.05%	0.00%	4	21	0	0.00%	4	0.00%
	8,199	1,571				815				8,207	1,737		862	

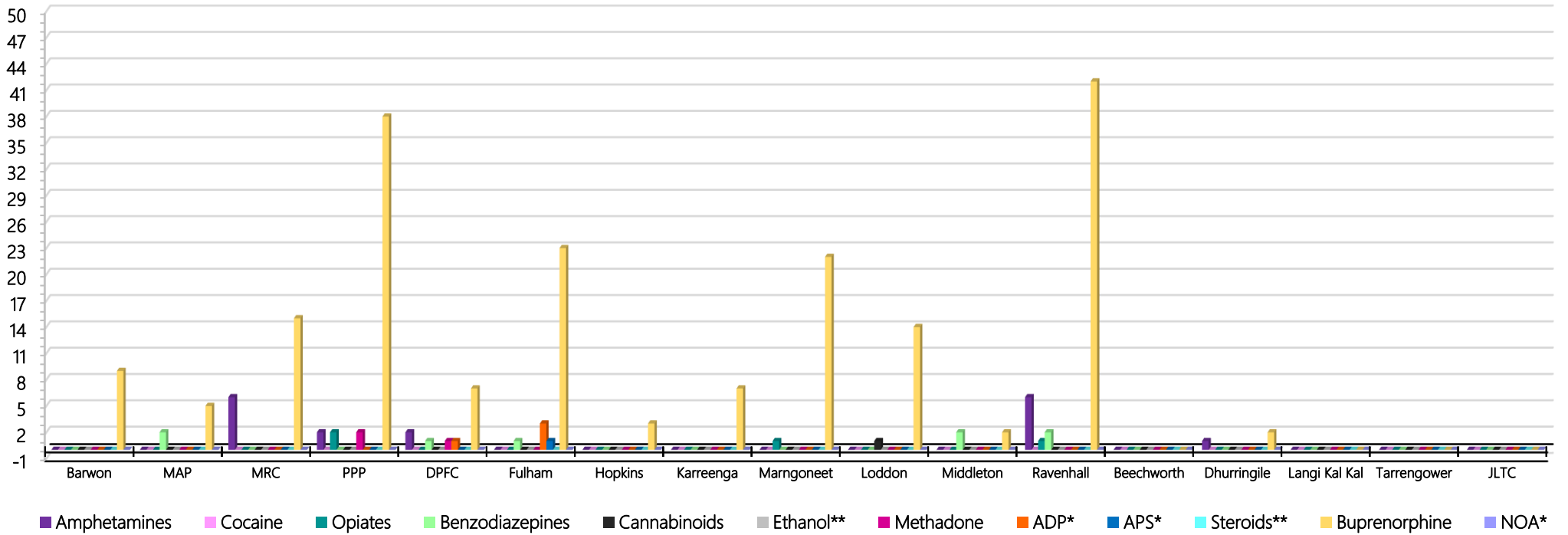
Drugs Identified Through Drug Testing
Positive Test Results by Drug Type per Prison Location – March 2019

<i>Mar-19</i>	<i>Amphetamines</i>	<i>Cocaine</i>	<i>Opiates</i>	<i>Benzodiazepines</i>	<i>Cannabinoids</i>	<i>Ethanol**</i>	<i>Methadone</i>	<i>ADP*</i>	<i>APS*</i>	<i>Steroids**</i>	<i>Buprenorphine</i>	<i>NOA*</i>	<i>Total</i>
Barwon	0	0	0	0	0	0	0	0	0	0	9	0	9
MAP	0	0	0	2	0	0	0	0	0	0	5	0	7
MRC	6	0	0	0	0	0	0	0	0	0	15	0	21
PPP	2	0	2	0	0	0	2	0	0	0	38	0	44
DPFC	2	0	0	1	0	0	1	1	0	0	7	0	12
Fulham	0	0	0	1	0	0	0	3	1	0	23	0	28
Hopkins	0	0	0	0	0	0	0	0	0	0	3	0	3
Karreenga	0	0	0	0	0	0	0	0	0	0	7	0	7
Margoneet	0	0	1	0	0	0	0	0	0	0	22	0	23
Loddon	0	0	0	0	1	0	0	0	0	0	14	0	15
Middleton	0	0	0	2	0	0	0	0	0	0	2	0	4
Ravenhall	6	0	1	2	0	0	0	0	0	0	42	0	51
Beechworth	0	0	0	0	0	0	0	0	0	0	0	0	0
Dhurringile	1	0	0	0	0	0	0	0	0	0	2	0	3
Langi Kal Kal	0	0	0	0	0	0	0	0	0	0	0	0	0
Tarrengower	0	0	0	0	0	0	0	0	0	0	0	0	0
JLTC	0	0	0	0	0	0	0	0	0	0	0	0	0
Total	17	0	4	8	1	0	3	4	1	0	189	0	227
%	7.49	0.00	1.76	3.52	0.44	0.00	1.32	1.76	0.44	0.00	83.26	0.00	100.00
<i>PM Total</i>	<i>32</i>	<i>0</i>	<i>3</i>	<i>5</i>	<i>4</i>	<i>0</i>	<i>2</i>	<i>2</i>	<i>2</i>	<i>0</i>	<i>199</i>	<i>0</i>	<i>249</i>
<i>PM %</i>	<i>12.85</i>	<i>0.00</i>	<i>1.20</i>	<i>2.01</i>	<i>1.61</i>	<i>0.00</i>	<i>0.80</i>	<i>0.80</i>	<i>0.80</i>	<i>0.00</i>	<i>79.92</i>	<i>0.00</i>	<i>100.00</i>

ADP, APS* & NOA* medication only included on standard testing panel for particular private prisons – remaining prisons can request inclusion*
*Ethanol** & Steroids** – tested upon request*

Graph of Positive Test Results: Drug Type by Prison – March 2019

Positive Test Results By Drug Type Per Prison Location: March 19



ADP*, APS* & NOA* medication only included on standard testing panel for particular private prisons – remaining prisons can request inclusion
Ethanol** & Steroids** – tested upon request

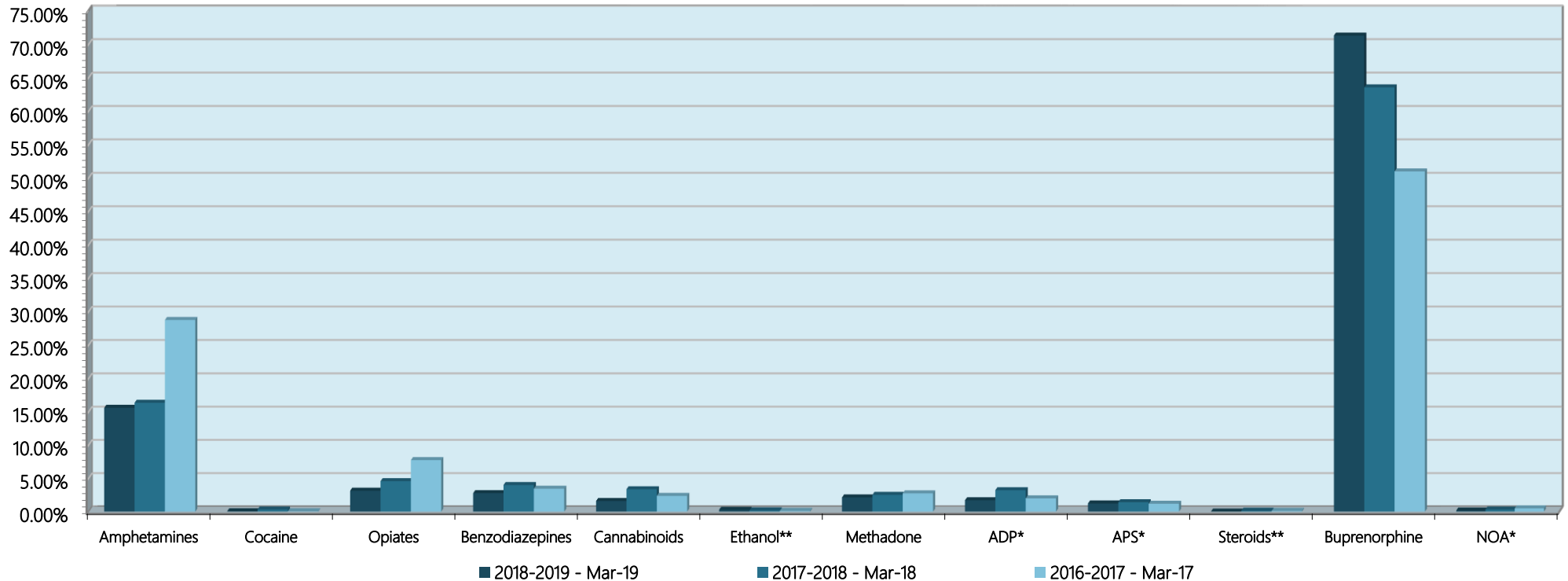
Drugs Identified Through Testing Current Financial Year and Previous Financial Years

Positive by Drug Type	Amphetamines	Cocaine	Opiates	Benzodiazepines	Cannabinoids	Ethanol**	Methadone	ADP*	APS*	Steroids**	Buprenorphine	NOA*	Total
2018-2019 - Mar-19	293	1	59	52	30	5	40	32	23	0	1338	3	1876
2017-2018 - Mar-18	254	5	71	62	52	3	39	50	22	2	986	5	1551
2016-2017 - Mar-17	535	1	144	64	44	2	51	37	22	2	948	9	1859

% Positive by Drug Type	Amphetamines	Cocaine	Opiates	Benzodiazepines	Cannabinoids	Ethanol**	Methadone	ADP*	APS*	Steroids**	Buprenorphine	NOA*	Total
2018-2019 - Mar-19	15.62%	0.05%	3.14%	2.77%	1.60%	0.27%	2.13%	1.71%	1.23%	0.00%	71.32%	0.16%	100.00%
2017-2018 - Mar-18	16.38%	0.32%	4.58%	4.00%	3.35%	0.19%	2.51%	3.22%	1.42%	0.13%	63.57%	0.32%	100.00%
2016-2017 - Mar-17	28.78%	0.05%	7.75%	3.44%	2.37%	0.11%	2.74%	1.99%	1.18%	0.11%	51.00%	0.48%	100.00%

ADP, APS* & NOA* medication only included on standard testing panel for particular private prisons – remaining prisons can request inclusion
Ethanol** & Steroids** – tested upon request*

Drugs Identified Through Testing
Year to Date Comparison - Current Financial Year And Previous Financial Years



Drugs Identified Through Testing Breakdown of Amphetamine & Opiate Drug Groups by Metabolite – 2018-2019

	Jul-18		Aug-18		Sep-18		Oct-18		Nov-18		Dec-18		Jan-19		Feb-19		Mar-19		Apr-19		May-19		Jun-19		2018-2019	
	Amphet	Meth	Amphet	Meth	Amphet	Meth	Amphet	Meth	Amphet	Meth	Amphet	Meth	Amphet	Meth	Amphet	Meth	Amphet	Meth	Amphet	Meth	Amphet	Meth	Amphet	Meth	Amphet	Meth
Barwon	0	2	0	0	0	5	0	0	0	1	0	2	0	0	0	1	0	0							0	11
MAP	0	2	0	0	0	2	0	4	0	3	0	1	0	3	0	3	0	0							0	18
MRC	0	7	0	11	0	7	0	7	0	10	0	6	0	7	0	6	0	7							0	68
PPP	0	4	0	4	0	5	0	4	0	7	0	9	0	0	0	1	0	5							0	39
DPFC	0	9	0	2	0	1	1	17	0	9	0	5	0	15	0	6	0	3							1	67
Fulham	0	2	0	3	0	3	0	3	0	3	0	1	0	1	0	1	0	0							0	17
Hopkins	0	0	0	0	0	1	0	0	0	0	0	0	0	0	0	0	0	0							0	1
Karreenga	0	0	0	0	0	0	0	0	0	0	0	0	0	0	0	0	0	0							0	0
Marmgoneet	0	1	0	1	0	0	0	0	0	0	0	1	0	0	0	4	0	0							0	7
Loddon	1	1	0	0	0	5	0	1	0	0	0	1	0	1	0	0	0	0							1	9
Middleton	0	0	0	0	0	0	0	0	0	0	0	0	0	0	0	0	0	0							0	0
Ravenhall	0	8	0	9	0	9	0	1	0	3	0	2	0	7	0	8	0	6							0	53
Beechworth	0	0	0	0	0	0	0	0	0	0	0	0	0	0	0	0	0	0							0	0
Dhurringile	0	1	0	0	0	0	0	0	0	0	0	0	0	0	5	0	1								0	7
Langi Kal Kal	0	0	0	0	0	0	0	0	0	0	0	0	0	0	0	0	0	0							0	0
Tarngower	0	0	0	0	0	0	0	0	0	0	0	0	0	0	0	0	0	0							0	0
JLTC	0	0	0	0	0	0	0	0	0	0	0	0	0	0	0	0	0	0							0	0
Total	1	37	0	30	0	38	1	37	0	36	0	28	0	34	0	35	0	22	0	0	0	0	0	0	2	297

	Jul-18		Aug-18		Sep-18		Oct-18		Nov-18		Dec-18		Jan-19		Feb-19		Mar-19		Apr-19		May-19		Jun-19		2018-2019	
	Heroin	Morph	Heroin	Morph	Heroin	Morph	Heroin	Morph	Heroin	Morph	Heroin	Morph	Heroin	Morph	Heroin	Morph	Heroin	Morph	Heroin	Morph	Heroin	Morph	Heroin	Morph	Heroin	Morph
Barwon	0	0	1	1	0	0	0	0	0	0	0	0	0	0	0	0	0	0							1	1
MAP	0	0	0	1	0	0	0	0	0	1	0	1	0	0	0	0	0	0							0	3
MRC	0	1	0	0	0	0	0	0	0	0	1	0	2	0	0	0	0	0							0	4
PPP	0	0	0	0	0	0	3	3	0	0	0	0	0	0	1	0	0	0							3	4
DPFC	0	4	0	0	0	0	1	8	3	1	0	2	0	0	0	0	0	0							4	15
Fulham	0	0	0	0	0	0	0	0	0	0	1	0	0	0	1	0	0	0							0	2
Hopkins	0	0	0	0	0	0	0	0	0	0	0	0	0	0	0	0	0	0							0	0
Karreenga	0	0	0	0	0	0	0	0	0	0	0	0	0	0	0	0	0	0							0	0
Marmgoneet	0	0	0	0	0	0	0	0	0	0	0	0	0	0	0	0	0	0							0	0
Loddon	0	0	0	0	0	0	0	0	0	0	0	0	0	0	0	0	0	0							0	0
Middleton	0	0	0	0	0	0	0	0	0	0	0	0	0	0	0	0	0	0							0	0
Ravenhall	0	0	0	0	0	0	0	0	0	0	0	0	1	0	1	0	1								0	3
Beechworth	0	0	0	0	0	0	0	0	0	0	0	0	0	0	0	0	0	0							0	0
Dhurringile	0	0	0	0	0	0	0	0	0	0	0	0	0	0	0	0	0	0							0	0
Langi Kal Kal	0	0	0	0	0	0	0	0	0	0	0	0	0	0	0	0	0	0							0	0
Tarngower	0	0	0	0	0	0	0	0	0	0	0	0	0	0	0	0	0	0							0	0
JLTC	0	0	0	0	0	0	0	0	0	0	0	0	0	0	0	0	0	0							0	0
Total	0	5	1	2	0	0	4	11	3	2	0	5	0	3	0	3	0	1	0	0	0	0	0	0	8	32

March data retrieved 15 April 2019. Results prepared in conjunction with Dorevitch pathology and in accordance with Australian testing methodology.

*Drugs Identified Through Testing
Positive by Location – 2018-2019*

YTD 18-19: Mar-19	Amphetamines	Cocaine	Opiates	Benzodiazepines	Cannabinoids	Ethanol**	Methadone	ADP*	APS*	Steroids**	Buprenorphine	NOA*	Total
Barwon	11	1	3	0	0	0	1	0	0	0	143	0	159
MAP	18	0	5	7	5	0	0	0	0	0	34	0	69
MRC	67	0	4	4	2	0	1	0	0	0	225	0	303
PPP	35	0	18	5	2	0	25	0	0	0	244	0	329
DPFC	67	0	20	16	4	0	7	8	4	0	52	2	180
Fulham	17	0	3	5	1	0	3	23	18	0	105	1	176
Hopkins	1	0	0	0	0	0	1	0	0	0	28	0	30
Karreenga	0	0	1	1	0	3	1	0	0	0	46	0	52
Marngoneet	6	0	1	2	4	2	0	0	0	0	173	0	188
Loddon	11	0	0	0	1	0	1	0	0	0	93	0	106
Middleton	0	0	0	6	0	0	0	0	0	0	13	0	19
Ravenhall	53	0	3	3	6	0	0	1	1	0	161	0	228
Beechworth	0	0	1	0	0	0	0	0	0	0	5	0	6
Dhurringile	7	0	0	2	5	0	0	0	0	0	16	0	30
Langi Kal Kal	0	0	0	1	0	0	0	0	0	0	0	0	1
Tarngower	0	0	0	0	0	0	0	0	0	0	0	0	0
JLTC	0	0	0	0	0	0	0	0	0	0	0	0	0
Current YTD Total	293	1	59	52	30	5	40	32	23	0	1338	3	1876
% Positive	15.62	0.05	3.14	2.77	1.60	0.27	2.13	1.71	1.23	0.00	71.32	0.16	100.00
<i>Previous YTD Total</i>	<i>276</i>	<i>1</i>	<i>55</i>	<i>44</i>	<i>29</i>	<i>5</i>	<i>37</i>	<i>28</i>	<i>22</i>	<i>0</i>	<i>1149</i>	<i>3</i>	<i>1649</i>
<i>% Positive</i>	<i>16.74</i>	<i>0.06</i>	<i>3.34</i>	<i>2.67</i>	<i>1.76</i>	<i>0.30</i>	<i>2.24</i>	<i>1.70</i>	<i>1.33</i>	<i>0.00</i>	<i>69.68</i>	<i>0.18</i>	<i>100.00</i>

Drugs Identified Through Testing: Percentage Positive by Location - 2018-2019

Drug Type Percentage Positive by Location - 2018-2019													
Mar-19	Amphetamines	Cocaine	Opiates	Benzodiazepines	Cannabinoids	Ethanol**	Methadone	ADP*	APS*	Steroids**	Buprenorphine	NOA*	% of Total
Barwon	3.75%	100.00%	5.08%	0.00%	0.00%	0.00%	2.50%	0.00%	0.00%	0.00%	10.69%	0.00%	8.48%
MAP	6.14%	0.00%	8.47%	13.46%	16.67%	0.00%	0.00%	0.00%	0.00%	0.00%	2.54%	0.00%	3.68%
MRC	22.87%	0.00%	6.78%	7.69%	6.67%	0.00%	2.50%	0.00%	0.00%	0.00%	16.82%	0.00%	16.15%
PPP	11.95%	0.00%	30.51%	9.62%	6.67%	0.00%	62.50%	0.00%	0.00%	0.00%	18.24%	0.00%	17.54%
DPFC	22.87%	0.00%	33.90%	30.77%	13.33%	0.00%	17.50%	25.00%	17.39%	0.00%	3.89%	66.67%	9.59%
Fulham	5.80%	0.00%	5.08%	9.62%	3.33%	0.00%	7.50%	71.88%	78.26%	0.00%	7.85%	33.33%	9.38%
Hopkins	0.34%	0.00%	0.00%	0.00%	0.00%	0.00%	2.50%	0.00%	0.00%	0.00%	2.09%	0.00%	1.60%
Karreenga	0.00%	0.00%	1.69%	1.92%	0.00%	60.00%	2.50%	0.00%	0.00%	0.00%	3.44%	0.00%	2.77%
Marngoneet	2.05%	0.00%	1.69%	3.85%	13.33%	40.00%	0.00%	0.00%	0.00%	0.00%	12.93%	0.00%	10.02%
Loddon	3.75%	0.00%	0.00%	0.00%	3.33%	0.00%	2.50%	0.00%	0.00%	0.00%	6.95%	0.00%	5.65%
Middleton	0.00%	0.00%	0.00%	11.54%	0.00%	0.00%	0.00%	0.00%	0.00%	0.00%	0.97%	0.00%	1.01%
Ravenhall	18.09%	0.00%	5.08%	5.77%	20.00%	0.00%	0.00%	3.13%	4.35%	0.00%	12.03%	0.00%	12.15%
Beechworth	0.00%	0.00%	1.69%	0.00%	0.00%	0.00%	0.00%	0.00%	0.00%	0.00%	0.37%	0.00%	0.32%
Dhurringile	2.39%	0.00%	0.00%	3.85%	16.67%	0.00%	0.00%	0.00%	0.00%	0.00%	1.20%	0.00%	1.60%
Langi Kal Kal	0.00%	0.00%	0.00%	1.92%	0.00%	0.00%	0.00%	0.00%	0.00%	0.00%	0.00%	0.00%	0.05%
Tarrengower	0.00%	0.00%	0.00%	0.00%	0.00%	0.00%	0.00%	0.00%	0.00%	0.00%	0.00%	0.00%	0.00%
JLTC	0.00%	0.00%	0.00%	0.00%	0.00%	0.00%	0.00%	0.00%	0.00%	0.00%	0.00%	0.00%	0.00%
All Prisons YTD	293	1	59	52	30	5	40	32	23	0	1338	3	1876
% Positive	15.62%	0.05%	3.14%	2.77%	1.60%	0.27%	2.13%	1.71%	1.23%	0.00%	71.32%	0.16%	100.00%

Drugs Identified Through Testing Positive by Location – 2017-2018

Drug Type Percentage Positive by Location - 2017-2018													
2017-2018	Amphetamines	Cocaine	Opiates	Benzodiazepines	Cannabinoids	Ethanol**	Methadone	ADP*	APS*	Steroids**	Buprenorphine	NOA*	% of Total
Barwon	11.88%	0.00%	9.41%	1.28%	1.82%	0.00%	16.33%	9.09%	10.00%	0.00%	19.87%	0.00%	15.96%
MAP	10.94%	0.00%	3.53%	8.97%	7.27%	0.00%	2.04%	0.00%	0.00%	0.00%	3.20%	0.00%	4.63%
MRC	10.31%	16.67%	4.71%	14.10%	18.18%	0.00%	0.00%	0.00%	0.00%	0.00%	10.34%	0.00%	9.62%
PPP	11.88%	16.67%	25.88%	14.10%	3.64%	0.00%	30.61%	10.61%	13.33%	0.00%	25.86%	44.44%	21.79%
DPFC	23.44%	66.67%	28.24%	24.36%	3.64%	0.00%	10.20%	6.06%	3.33%	0.00%	1.56%	0.00%	7.96%
Fulham	14.38%	0.00%	4.71%	8.97%	9.09%	28.57%	34.69%	74.24%	73.33%	0.00%	11.25%	55.56%	15.29%
Hopkins	0.00%	0.00%	0.00%	0.00%	7.27%	0.00%	0.00%	0.00%	0.00%	0.00%	2.22%	0.00%	1.61%
Karreenga	0.31%	0.00%	0.00%	3.85%	5.45%	28.57%	2.04%	0.00%	0.00%	0.00%	0.33%	0.00%	0.73%
Marngoneet	5.31%	0.00%	7.06%	1.28%	5.45%	14.29%	0.00%	0.00%	0.00%	0.00%	12.07%	0.00%	9.10%
Loddon	3.75%	0.00%	8.24%	1.28%	5.45%	0.00%	4.08%	0.00%	0.00%	0.00%	6.16%	0.00%	5.20%
Middleton	0.31%	0.00%	0.00%	5.13%	3.64%	0.00%	0.00%	0.00%	0.00%	0.00%	1.31%	0.00%	1.20%
Ravenhall	2.81%	0.00%	1.18%	6.41%	0.00%	28.57%	0.00%	0.00%	0.00%	0.00%	3.86%	0.00%	3.33%
Beechworth	0.94%	0.00%	2.35%	0.00%	1.82%	0.00%	0.00%	0.00%	0.00%	0.00%	0.08%	0.00%	0.36%
Dhurringile	3.13%	0.00%	2.35%	6.41%	25.45%	0.00%	0.00%	0.00%	0.00%	0.00%	1.72%	0.00%	2.70%
Langi Kal Kal	0.63%	0.00%	0.00%	0.00%	0.00%	0.00%	0.00%	0.00%	0.00%	0.00%	0.16%	0.00%	0.21%
Tarngower	0.00%	0.00%	0.00%	3.85%	1.82%	0.00%	0.00%	0.00%	0.00%	0.00%	0.00%	0.00%	0.21%
JLTC	0.00%	0.00%	2.35%	0.00%	0.00%	0.00%	0.00%	0.00%	0.00%	0.00%	0.00%	0.00%	0.10%
All Prisons YTD	320	6	85	78	55	7	49	66	30	0	1218	9	1923
% Positive	16.64	0.31	4.42	4.06	2.86	0.36	2.55	3.43	1.56	0.00	63.34	0.47	100.00

Seizures of Contraband by Item Type

Seizures of Contraband: Visitors – March 2019

Visitors	GVM		Powder & Crystal		Synthetic (Suspected)		Prescription Medication		Buprenorphine		Alcohol & Home Brew		Syringes & Needles		Smoking Paraphernalia		Edged Weapons		Electronic Devices		Tools		Other	
	Mar-19	Finds	Gms	Finds	Gms	Finds	Gms	Finds	Qty	Finds	Qty	Finds	Ltrs	Finds	Qty	Finds	Qty	Finds	Qty	Finds	Qty	Finds	Qty	Finds
Barwon	0	0.00	3	2.30	0	0.00	5	22.00	1	15.00	0	0.000	0	0	1	1	0	0	0	0	0	0	0	0
MAP	0	0.00	0	0.00	0	0.00	0	0.00	0	0.00	0	0.000	0	0	0	0	0	0	0	0	0	0	0	0
MRC	1	1.20	4	5.50	0	0.00	0	0.00	0	0.00	0	0.000	1	2	2	4	1	1	0	0	0	0	4	12
PPP	1	1.00	1	1.00	0	0.00	0	0.00	1	85.00	0	0.000	0	0	2	55	0	0	0	0	0	0	1	2
DPFC	0	0.00	0	0.00	0	0.00	0	0.00	0	0.00	0	0.000	0	0	0	0	0	0	0	0	0	0	0	0
Fulham	0	0.00	0	0.00	0	0.00	0	0.00	0	0.00	0	0.000	0	0	2	2	0	0	0	0	1	1	4	20
Hopkins	0	0.00	0	0.00	0	0.00	0	0.00	0	0.00	0	0.000	0	0	1	1	0	0	0	0	1	1	0	0
Karreenga	0	0.00	0	0.00	0	0.00	0	0.00	0	0.00	0	0.000	0	0	0	0	0	0	0	0	0	0	0	0
Marngoneet	0	0.00	0	0.00	0	0.00	0	0.00	0	0.00	0	0.000	0	0	1	4	0	0	0	0	0	0	0	0
Loddon	0	0.00	0	0.00	0	0.00	0	0.00	0	0.00	0	0.000	0	0	0	0	0	0	0	0	0	0	0	0
Middleton	0	0.00	0	0.00	0	0.00	0	0.00	0	0.00	0	0.000	0	0	1	1	0	0	0	0	0	0	0	0
Ravenhall	0	0.00	2	1.01	0	0.00	0	0.00	1	1.00	0	0.000	0	0	3	4	0	0	0	0	0	0	0	0
Beechworth	0	0.00	0	0.00	0	0.00	0	0.00	0	0.00	0	0.000	0	0	1	1	0	0	0	0	0	0	0	0
Dhurringile	0	0.00	0	0.00	0	0.00	0	0.00	0	0.00	0	0.000	0	0	0	0	0	0	0	0	0	0	0	0
Langi Kal Kal	0	0.00	0	0.00	0	0.00	0	0.00	0	0.00	0	0.000	0	0	0	0	0	0	0	0	0	0	0	0
Tarrengower	0	0.00	0	0.00	0	0.00	0	0.00	0	0.00	0	0.000	0	0	0	0	0	0	0	0	0	0	0	0
JLTC	0	0.00	0	0.00	0	0.00	0	0.00	0	0.00	0	0.000	0	0	0	0	0	0	0	0	0	0	0	0
Current Month	2	2.20	10	9.81	0	0.00	5	22.00	3	101.00	0	0.000	1	2.00	14	73	1	1	0	0	2	2	9	34
Previous Month	3	2.50	3	13.10	0	0.00	0	0.00	2	32.00	0	0.000	1	5.00	5	18	2	2	0	0	1	1	4	6

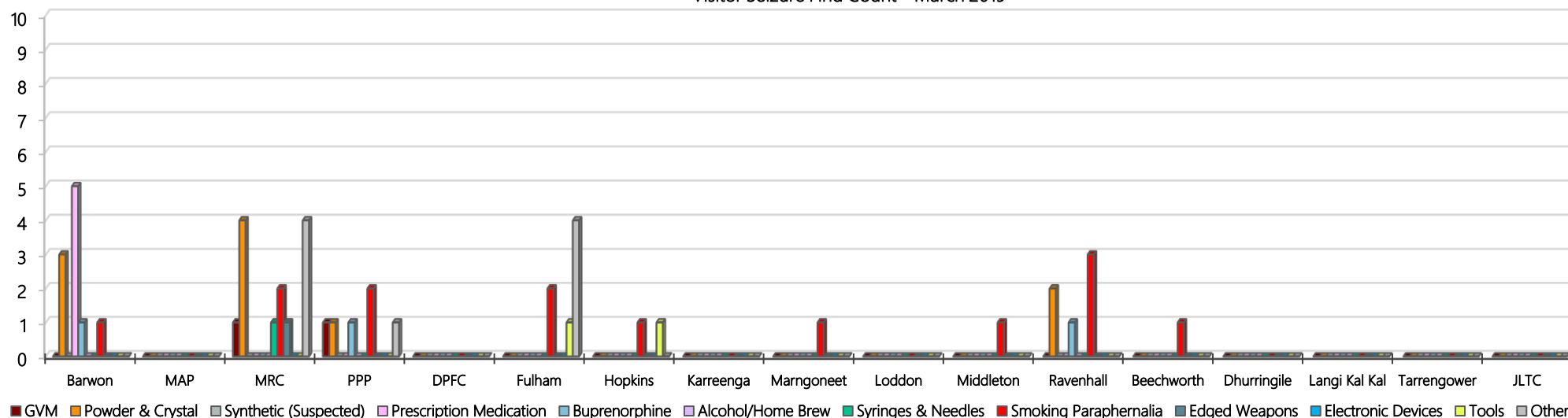
Seizures of Contraband: Visitors – YTD 2018-2019: March 2019

Visitors	GVM		Powder & Crystal		Synthetic (Suspected)		Prescription Medication		Buprenorphine		Alcohol & Home Brew		Syringes & Needles		Smoking Paraphernalia		Edged Weapons		Electronic Devices		Tools		Other	
	Finds	Gms	Finds	Gms	Finds	Gms	Finds	Qty	Finds	Qty	Finds	Ltrs	Finds	Qty	Finds	Qty	Finds	Qty	Finds	Qty	Finds	Qty	Finds	Qty
Barwon	0	0.00	5	12.60	0	0.00	5	22.00	2	42.00	0	0.000	0	0	3	13	0	0	0	0	0	0	1	4
MAP	0	0.00	0	0.00	0	0.00	2	12.00	0	0.00	0	0.000	0	0	0	0	0	0	0	0	0	0	0	0
MRC	3	3.20	11	26.50	0	0.00	2	2.00	3	56.10	0	0.000	2	9	9	13	2	2	2	3	5	8	10	20
PPP	9	9.36	9	21.87	0	0.00	1	1.00	5	209.00	0	0.000	4	6	10	69	2	2	0	0	0	0	10	12
DPFC	2	2.00	1	13.10	0	0.00	0	0.00	0	0.00	0	0.000	1	1	1	1	0	0	1	1	0	0	0	0
Fulham	0	0.00	1	0.01	0	0.00	2	4.00	1	2.00	1	1.500	7	67	15	18	4	4	0	0	3	3	17	108
Hopkins	1	1.00	3	1.90	0	0.00	2	21.00	0	0.00	0	0.000	1	5	1	1	0	0	0	0	1	1	9	159
Karreenga	0	0.00	0	0.00	0	0.00	0	0.00	0	0.00	0	0.000	0	0	1	1	0	0	0	0	0	0	0	0
Marrgoneet	1	10.00	0	0.00	0	0.00	1	5.00	1	70.00	0	0.000	1	1	3	8	0	0	1	2	0	0	1	1
Loddon	3	7.20	1	1.00	0	0.00	1	3.50	4	68.00	1	12.000	0	0	3	6	1	1	1	2	0	0	0	0
Middleton	1	1.00	1	2.50	0	0.00	0	0.00	0	0.00	0	0.000	0	0	2	3	1	2	1	1	0	0	0	0
Ravenhall	4	3.50	3	27.41	0	0.00	1	11.00	2	6.00	0	0.000	2	3	12	44	3	3	1	1	0	0	4	4
Beechworth	0	0.00	0	0.00	0	0.00	0	0.00	0	0.00	0	0.000	0	0	1	1	0	0	0	0	0	0	0	0
Dhurringile	1	1.00	2	2.60	1	8.70	0	0.00	0	0.00	1	0.700	2	4	5	8	1	1	0	0	0	0	2	5
Langi Kal Kal	0	0.00	0	0.00	0	0.00	0	0.00	0	0.00	0	0.000	0	0	0	0	0	0	0	0	0	0	0	0
Tarrengower	0	0.00	0	0.00	0	0.00	0	0.00	0	0.00	0	0.000	0	0	0	0	0	0	0	0	0	0	0	0
JLTC	0	0.00	0	0.00	0	0.00	0	0.00	0	0.00	0	0.000	0	0	0	0	0	0	0	0	0	0	0	0
YTD: Mar-19	25	38.26	37	109.49	1	8.70	17	81.50	18	453.10	3	14.200	20	96	66	186	14	15	7	10	9	12	54	313
YTD: Mar-18	15	195.42	13	25.86	2	1.54	11	42.50	11	523.00	2	2.490	12	82	60	153	7	11	7	8	1	1	28	117

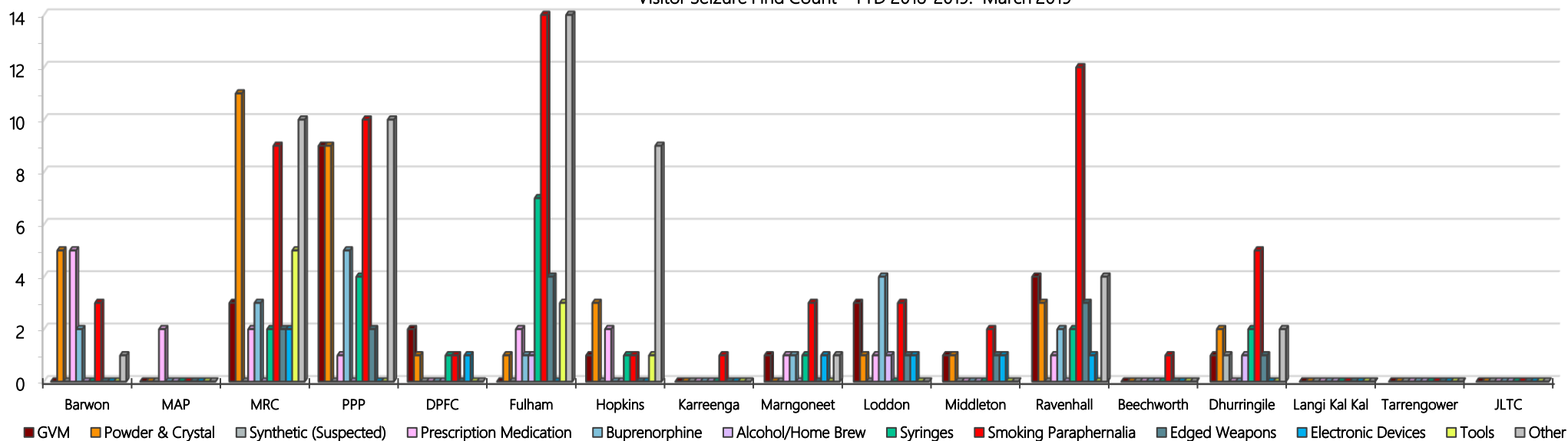
Note: 2017-2018 - PPP seizure figures were unavailable from November 2017 to April 2018 (inclusive) due to system disruption

Graphs of Seizures of Contraband: Visitors – March 2019 & 2018-2019

Visitor Seizure Find Count - March 2019



Visitor Seizure Find Count - YTD 2018-2019: March 2019



Seizures of Contraband: Prisoners – March 2019

Prisoners	GVM		Powder & Crystal		Synthetic (Suspected)		Prescription Medication		Buprenorphine		Alcohol & Home Brew		Syringes & Needles		Smoking Paraphernalia		Edged Weapons		Electronic Devices		Tools		Other		
	Mar-19	Finds	Gms	Finds	Gms	Finds	Gms	Finds	Qty	Finds	Qty	Finds	Ltrs	Finds	Qty	Finds	Qty	Finds	Qty	Finds	Qty	Finds	Qty	Finds	Qty
Barwon	0	0	0.00	3	5.10	0	0.00	4	11.50	6	12.30	5	10.000	3	3	3	3	6	13	3	6	3	5	4	5
MAP	0	0	0.00	1	0.41	0	0.00	0	0.00	5	1.60	0	0.000	1	1	0	0	0	0	0	0	0	0	0	0
MRC	0	0	0.00	5	7.10	0	0.00	14	28.50	13	14.70	1	1.000	0	0	20	46	12	14	1	1	0	0	27	42
PPP	0	0	0.00	0	0.00	0	0.00	12	33.00	14	23.00	1	1.000	4	4	3	1	20	24	0	0	5	8	8	12
DPMC	0	0	0.00	1	1.00	0	0.00	5	19.00	2	10.00	2	2.000	0	0	2	2	0	0	1	1	0	0	3	5
Fulham	1	1	1.00	0	0.00	0	0.00	10	10.75	1	0.30	9	19.500	2	2	20	62	4	4	6	13	13	37	17	27
Hopkins	2	2	3.00	0	0.00	0	0.00	2	2.00	2	0.40	0	0.000	0	0	3	3	1	1	0	0	0	0	4	5
Karreenga	0	0	0.00	0	0.00	0	0.00	5	4.60	1	0.10	2	10.000	3	5	4	20	2	6	0	0	1	1	1	1
Marrgoneet	0	0	0.00	0	0.00	1	2.00	10	10.10	7	41.70	4	42.000	1	1	4	9	4	4	0	0	0	0	8	12
Loddon	0	0	0.00	0	0.00	0	0.00	0	0.00	7	0.00	3	3.750	0	0	10	50	5	6	1	1	3	8	0	0
Middleton	0	0	0.00	0	0.00	0	0.00	0	0.00	0	0.00	0	0.000	0	0	0	0	0	0	0	0	0	0	0	0
Ravenhall	0	0	0.00	1	1.00	0	0.00	8	128.50	5	9.00	3	9.300	1	1	5	20	5	10	0	0	0	0	1	1
Beechworth	0	0	0.00	0	0.00	0	0.00	0	0.00	0	0.00	0	0.000	0	0	0	0	0	0	0	0	0	0	1	1
Dhurringile	0	0	0.00	0	0.00	0	0.00	0	0.00	1	0.20	0	0.000	1	1	9	11	2	2	1	1	1	2	1	1
Langi Kal Kal	0	0	0.00	0	0.00	0	0.00	0	0.00	0	0.00	0	0.000	0	0	0	0	1	1	0	0	0	0	3	4
Tarrengower	0	0	0.00	0	0.00	0	0.00	0	0.00	0	0.00	0	0.000	0	0	1	1	0	0	1	1	1	1	0	0
JLTC	0	0	0.00	0	0.00	0	0.00	0	0.00	0	0.00	0	0.000	0	0	0	0	0	0	0	0	0	0	0	0
Current Month	3	3	4.00	11	14.61	1	2.00	70	247.95	64	113.30	30	98.550	16	18	84	228	62	85	14	24	27	62	78	116
Previous Month	10	10	3997	13	21.97	1	1.00	75	171.25	69	98.50	29	48.350	26	38	95	218	56	68	12	14	43	101	82	440

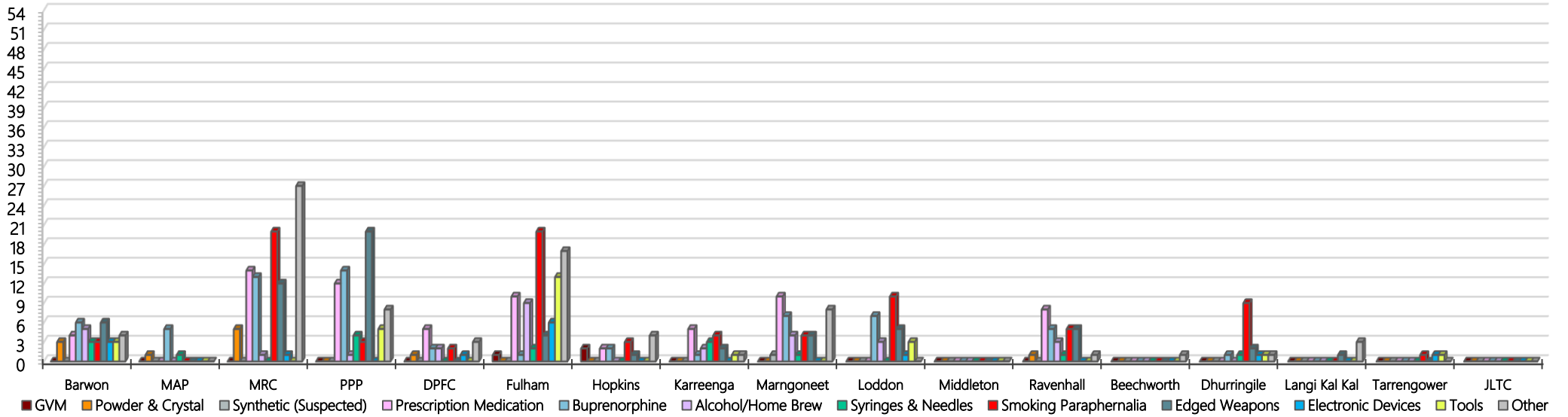
Seizures of Contraband: Prisoners – 2018-2019

Prisoners	GVM		Powder & Crystal		Synthetic (Suspected)		Prescription Medication		Buprenorphine		Alcohol & Home Brew		Syringes & Needles		Smoking Paraphernalia		Edged Weapons		Electronic Devices		Tools		Other	
	2018 - 2019	Finds	Gms	Finds	Gms	Finds	Gms	Finds	Qty	Finds	Qty	Finds	Ltrs	Finds	Qty	Finds	Qty	Finds	Qty	Finds	Qty	Finds	Qty	Finds
Barwon	1	1.10	13	10.52	0	0.00	46	113.75	67	160.90	31	96.100	18	22	18	22	63	95	6	16	17	36	53	67
MAP	10	18.34	20	31.73	1	1.00	38	87.00	19	27.90	1	0.200	10	39	20	39	7	12	6	6	7	8	11	19
MRC	2	2.80	30	42.15	3	13.50	132	349.25	108	135.30	48	67.000	28	33	191	395	129	174	11	12	189	438	202	495
PPP	4	3.43	8	9.78	0	0.00	117	363.50	101	143.40	15	95.300	56	65	55	106	117	133	3	3	38	54	78	115
DPFC	4	1.12	16	52.52	0	0.00	35	182.25	7	54.40	13	23.900	21	39	24	29	3	3	5	5	7	8	14	36
Fulham	1	1.00	6	8.56	0	0.00	91	151.50	25	88.70	43	78.050	16	20	279	546	37	52	19	58	63	109	149	435
Hopkins	8	9.20	9	8.79	0	0.00	23	41.25	9	8.70	4	7.250	9	9	22	31	25	28	4	6	6	8	31	169
Karreenga	0	0.00	0	0.00	0	0.00	24	221.60	7	7.60	4	23.250	7	9	16	47	11	15	2	11	4	4	20	38
Marngoneet	2	5.59	5	3.50	2	4.00	57	100.35	64	363.65	19	111.800	6	6	23	55	27	32	5	8	4	4	50	69
Loddon	1	2.20	3	0.70	0	0.00	8	62.00	34	71.30	12	44.500	4	4	26	76	17	18	8	11	17	23	14	27
Middleton	1	68.90	4	220.30	0	0.00	5	86.00	3	53.00	1	1.000	2	2	13	612	4	6	11	13	8	10	5	6
Ravenhall	0	0.00	3	1.30	0	0.00	112	972.50	63	85.90	35	75.820	30	31	71	115	71	119	4	4	29	59	7	7
Beechworth	0	0.00	1	3.18	0	0.00	4	6.00	1	19.00	1	0.700	0	0	16	88	1	2	6	9	6	10	2	2
Dhurringile	12	4066	2	0.60	0	0.00	5	8.50	3	4.70	0	0.000	2	2	67	208	5	9	9	12	17	28	11	12
Langi Kal Kal	0	0.00	0	0.00	0	0.00	2	24.00	1	0.50	0	0.000	3	5	1	7	3	3	0	0	3	3	7	9
Tarrengower	0	0.00	2	0.80	2	12.10	1	14.50	0	0.00	0	0.000	1	2	12	28	0	0	1	1	5	6	12	22
JLTC	0	0.00	0	0.00	0	0.00	1	1.00	0	0.00	0	0.000	0	0	2	6	0	0	4	5	3	3	4	56
YTD: Mar-19	46	4180.48	122	394.43	8	30.60	701	2784.95	512	1224.95	227	624.870	213	288	856	2,410	520	701	104	180	423	811	670	1584
YTD: Mar-18	40	54.67	101	315.71	24	49.26	524	1992.45	326	954.40	135	321.500	123	214	10,887	2,539	438	564	114	179	595	1,128	579	1,214

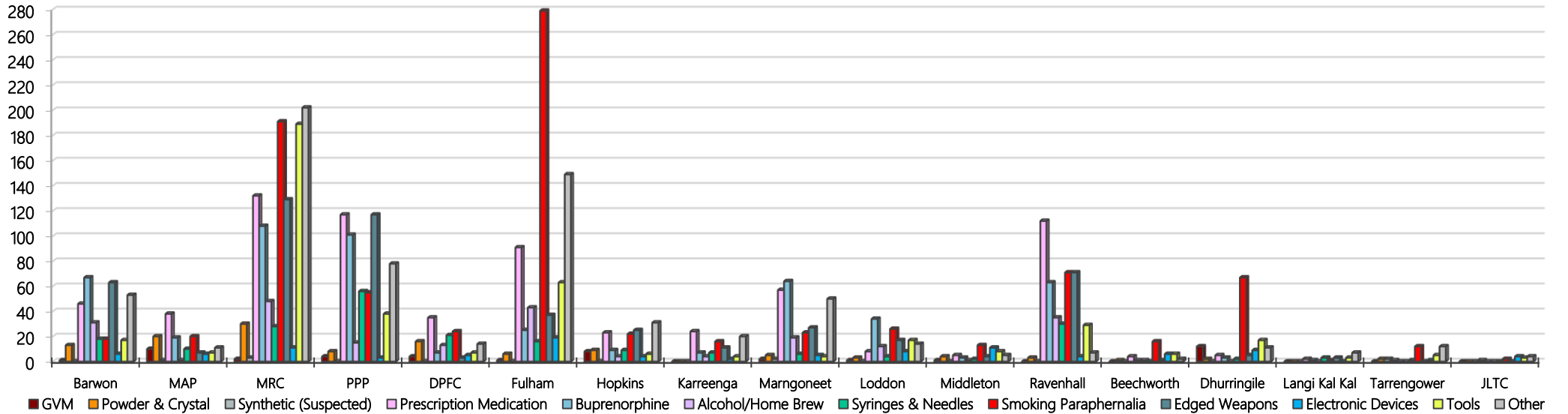
Note: 2017-2018 - PPP seizure figures were unavailable from November 2017 to April 2018 (inclusive) due to system disruption

Graphs of Seizures of Contraband: Prisoners – March 2019 & 2018-2019

Prisoner Seizure Find Count - March 2019



Prisoner Seizure Find Count - YTD 2018-2019 March 2019



LOCATION SPECIFIC RESULTS

Note: Random General data is provided by the Monitoring, Standards and Reporting Unit, with adjustments reflected in the following reporting month. March data provided 15 April 2019. Targeted and Positive Results by Drug Type are retrieved from PIMS by the System Performance Branch. March data retrieved 15 April 2019. Data graphically represented is sourced from the preceding tables.

Barwon Prison

Targeted and Random General Drug Test Results: 2018-2019

Barwon	Jul-18	Aug-18	Sep-18	Oct-18	Nov-18	Dec-18	Jan-19	Feb-19	Mar-19	Apr-19	May-19	Jun-19	Average	Totals
Effective Sample - Targeted	178	122	69	87	72	127	96	70	45				96	866
Targeted Positives	24	12	12	14	11	12	3	7	3				11	98
Refusal	4	7	4	9	1	4	2	0	0				3	31
Unable	10	3	2	3	0	0	0	0	1				2	19
Interfered	0	0	0	1	0	0	0	0	0				0	1
Adulterated	1	0	0	0	0	1	1	1	1				1	5
Targeted % Tested Positive	21.91%	18.03%	26.09%	31.03%	16.67%	13.39%	6.25%	11.43%	11.11%				17.78%	17.78%
Awaiting / Pending Results	0	0	0	0	0	0	0	0	1				0	1
Targeted Residual	2	0	0	1	0	0	0	1	0				0	4
Random tests collected	64	50	46	64	49	62	51	50	49				54	485
Tested Positive	4	3	2	2	2	3	3	2	3				3	24
Refusal (guilty)	1	2	3	0	1	0	0	1	1				1	9
Unable (not guilty)	0	0	0	0	0	0	0	0	0				0	0
Unable (guilty)	0	0	1	0	0	1	0	0	1				0	3
Interfered (guilty)	0	0	0	0	0	0	0	0	0				0	0
No test (valid reason)	0	0	2	1	2	2	1	0	0				1	8
No test (no valid reason)	0	0	0	0	0	0	0	1	0				0	1
Adulterated	0	0	0	0	0	0	0	0	0				0	0
Awaiting / Pending Results	0	0	0	0	0	0	0	0	1				0	1
Random Residual (PIMS URAR030)	1	0	0	0	0	0	0	0	0					1
Effective Sample - Random General	65	52	50	64	50	63	51	52	51				55	498
% Tested positive	6.15%	5.77%	4.00%	3.13%	4.00%	4.76%	5.88%	3.85%	5.88%				4.82%	
% Prisoner guilty, positive equivalents	1.54%	3.85%	8.00%	0.00%	2.00%	1.59%	0.00%	1.92%	3.92%				2.54%	
% Total prisoner fails	7.69%	9.62%	12.00%	3.13%	6.00%	6.35%	5.88%	5.77%	9.80%				7.36%	
% No test without valid reason	0.00%	0.00%	0.00%	0.00%	0.00%	0.00%	0.00%	1.92%	0.00%				0.21%	
Random General Benchmark 8.00%	8.00%	8.00%	8.00%	8.00%	8.00%	8.00%	8.00%	8.00%	8.00%				YTD	
% Failures for SDO	7.69%	9.62%	12.00%	3.13%	6.00%	6.35%	5.88%	7.69%	9.80%				7.43%	

Barwon - Drugs Identified Through Testing by Drug Type – Monthly & 2018-2019

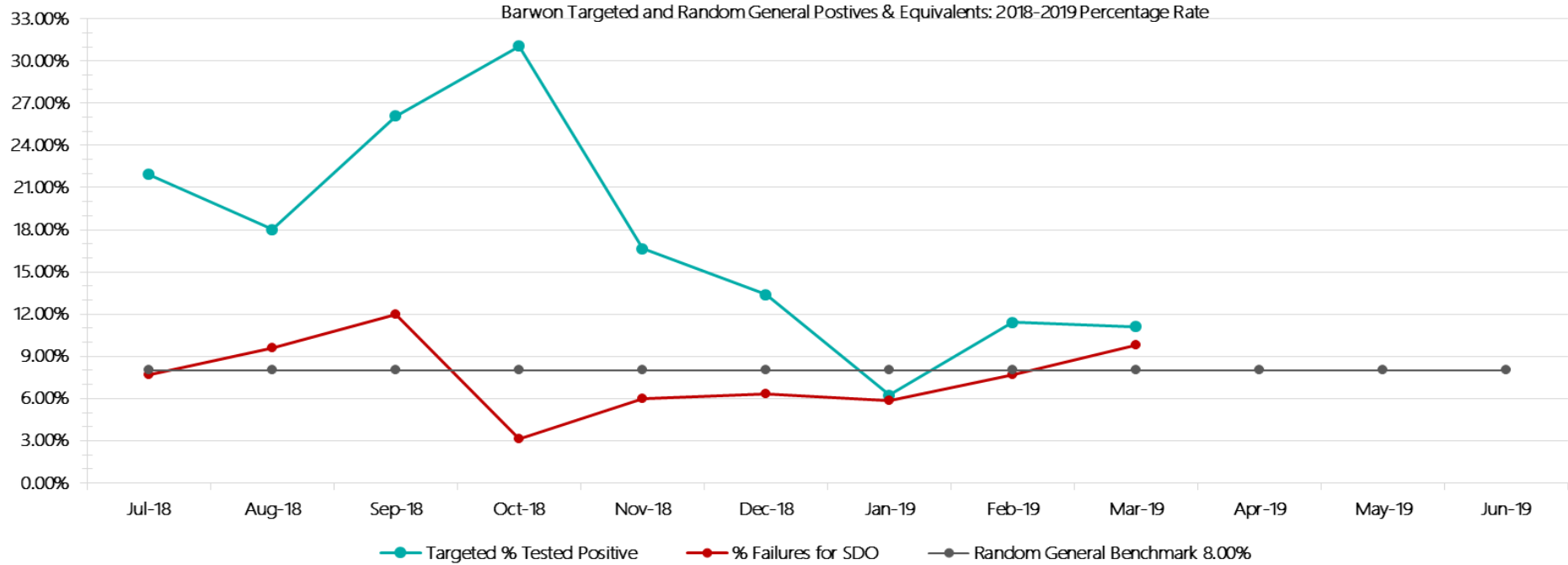
Barwon	Amphetamines	Cocaine	Opiates	Benzodiazepines	Cannabinoids	Ethanol**	Methadone	ADP*	APS*	Steroids**	Buprenorphine	NOA*	Total
Jul-18	2	0	0	0	0	0	0	0	0	0	29	0	31
Aug-18	0	0	2	0	0	0	0	0	0	0	17	0	19
Sep-18	5	0	0	0	0	0	0	0	0	0	14	0	19
Oct-18	0	0	0	0	0	0	0	0	0	0	23	0	23
Nov-18	1	1	0	0	0	0	0	0	0	0	20	0	22
Dec-18	2	0	1	0	0	0	1	0	0	0	14	0	18
Jan-19	0	0	0	0	0	0	0	0	0	0	5	0	5
Feb-19	1	0	0	0	0	0	0	0	0	0	12	0	13
Mar-19	0	0	0	0	0	0	0	0	0	0	9	0	9
Apr-19													
May-19													
Jun-19													
Barwon YTD	11	1	3	0	0	0	1	0	0	0	143	0	159
<i>All Prisons YTD</i>	<i>293</i>	<i>1</i>	<i>59</i>	<i>52</i>	<i>30</i>	<i>5</i>	<i>40</i>	<i>32</i>	<i>23</i>	<i>0</i>	<i>1338</i>	<i>3</i>	<i>1876</i>
<i>Barwon % of Total</i>	<i>3.75%</i>	<i>100.00%</i>	<i>5.08%</i>	<i>0.00%</i>	<i>0.00%</i>	<i>0.00%</i>	<i>2.50%</i>	<i>0.00%</i>	<i>0.00%</i>	<i>0.00%</i>	<i>10.69%</i>	<i>0.00%</i>	<i>8.48%</i>

Barwon Seizures of Contraband: Visitors & Prisoners – Monthly & 2018-2019

Visitors	GVM		Powder & Crystal		Synthetic (Suspected)		Prescription Medication		Buprenorphine		Alcohol/Home Brew		Syringes & Needles		Smoking Paraphernalia		Edged Weapons		Electronic Devices		Tools		Other	
	Finds	Gms	Finds	Gms	Finds	Gms	Finds	Qty	Finds	Qty	Finds	Ltrs	Finds	Qty	Finds	Qty	Finds	Qty	Finds	Qty	Finds	Qty	Finds	Qty
Barwon																								
Jul-18	0	0.00	0	0.00	0	0.00	0	0.00	0	0.00	0	0.000	0	0	0	0	0	0	0	0	0	0	0	0
Aug-18	0	0.00	0	0.00	0	0.00	0	0.00	0	0.00	0	0.000	0	0	0	0	0	0	0	0	0	0	0	0
Sep-18	0	0.00	0	0.00	0	0.00	0	0.00	0	0.00	0	0.000	0	0	0	0	0	0	0	0	0	0	0	0
Oct-18	0	0.00	0	0.00	0	0.00	0	0.00	0	0.00	0	0.000	0	0	0	0	0	0	0	0	0	0	0	0
Nov-18	0	0.00	0	0.00	0	0.00	0	0.00	0	0.00	0	0.000	0	0	0	0	0	0	0	0	0	0	0	0
Dec-18	0	0.00	2	10.30	0	0.00	0	0.00	0	0.00	0	0.000	0	0	1	1	0	0	0	0	0	0	1	4
Jan-19	0	0.00	0	0.00	0	0.00	0	0.00	0	0.00	0	0.000	0	0	0	0	0	0	0	0	0	0	0	0
Feb-19	0	0.00	0	0.00	0	0.00	0	0.00	1	27.00	0	0.000	0	0	1	11	0	0	0	0	0	0	0	0
Mar-19	0	0.00	3	2.30	0	0.00	5	22	1	15.00	0	0.000	0	0	1	1	0	0	0	0	0	0	0	0
Apr-19																								
May-19																								
Jun-19																								
Total	0	0.00	5	12.60	0	0.00	5	22	2	42.00	0	0.000	0	0	3	13	0	0	0	0	0	0	1	4

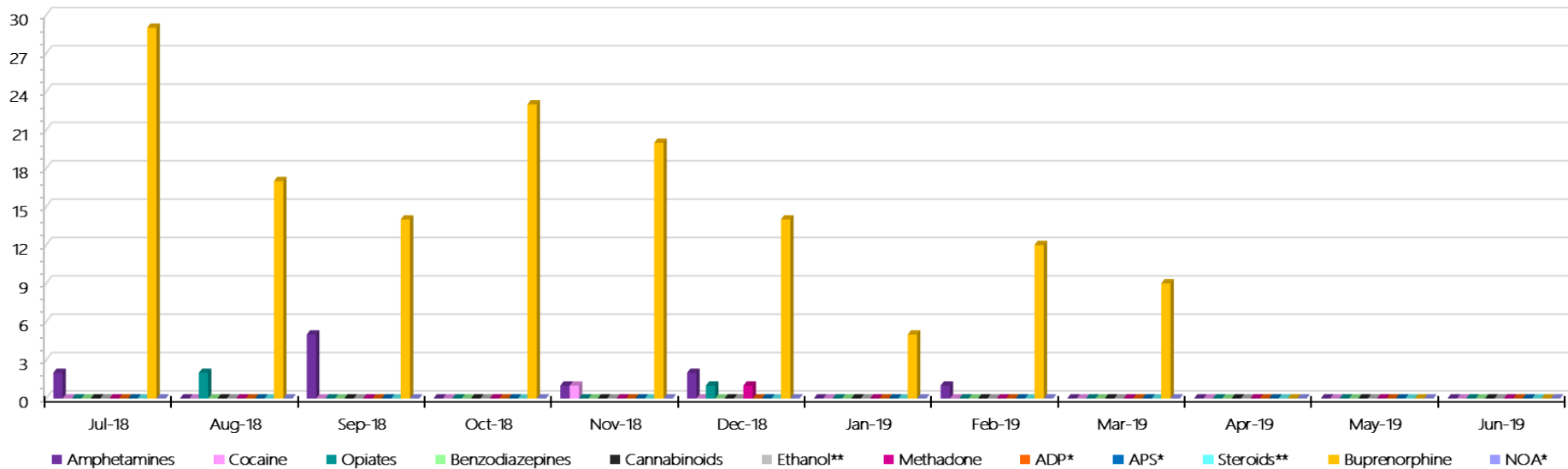
Prisoners	GVM		Powder & Crystal		Synthetic (Suspected)		Prescription Medication		Buprenorphine		Alcohol & Home Brew		Syringes & Needles		Smoking Paraphernalia		Edged Weapons		Electronic Devices		Tools		Other	
	Finds	Gms	Finds	Gms	Finds	Gms	Finds	Qty	Finds	Qty	Finds	Ltrs	Finds	Qty	Finds	Qty	Finds	Qty	Finds	Qty	Finds	Qty	Finds	Qty
Barwon																								
Jul-18	0	0.00	2	2.30	0	0.00	9	15.50	13	9.30	2	6.500	0	0	4	4	5	5	1	5	5	10	6	7
Aug-18	0	0.00	2	0.80	0	0.00	7	10.60	6	2.10	3	15.500	1	1	3	4	8	10	1	1	0	0	7	8
Sep-18	0	0.00	1	0.01	0	0.00	3	2.50	7	1.40	3	20.000	3	5	2	3	3	5	0	0	0	0	8	8
Oct-18	0	0.00	4	1.11	0	0.00	5	3.50	14	103.60	0	0.000	4	5	1	1	7	13	0	0	2	2	7	10
Nov-18	0	0.00	0	0.00	0	0.00	1	3.00	5	1.10	3	8.500	0	0	4	6	9	11	0	0	1	2	4	5
Dec-18	0	0.00	0	0.00	0	0.00	3	9.00	9	11.10	3	11.000	2	2	0	0	7	15	1	4	5	16	6	6
Jan-19	0	0.00	1	1.20	0	0.00	9	54.40	6	16.00	5	18.000	3	4	1	1	5	5	0	0	0	0	5	8
Feb-19	1	1.10	0	0.00	0	0.00	5	3.75	1	4.00	7	6.600	2	2	0	0	13	18	0	0	1	1	6	10
Mar-19	0	0.00	3	5.10	0	0.00	4	11.50	6	12.30	5	10.000	3	3	3	3	6	13	3	6	3	5	4	5
Apr-19																								
May-19																								
Jun-19																								
Total	1	1.10	13	10.52	0	0.00	46	113.75	67	160.90	31	96.100	18	22	18	22	63	95	6	16	17	36	53	67

Barwon Targeted and Random General Drug Test Positives & Equivalents - 2018-2019



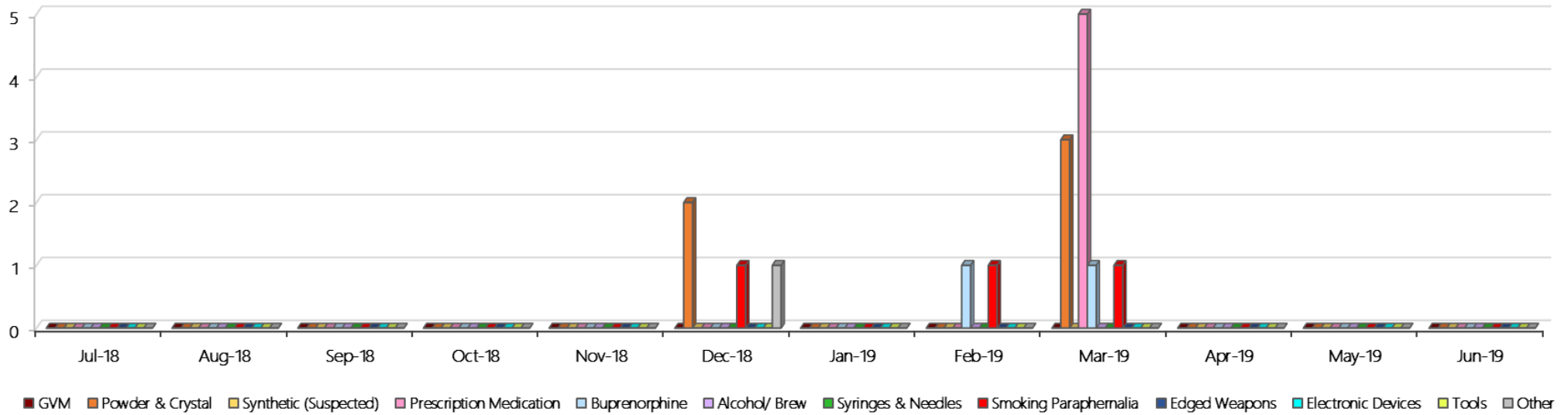
Barwon Positive Drug Test Results by Drug Type - 2018-2019

Barwon Positive Test Results By Drug Type: 2018-2019



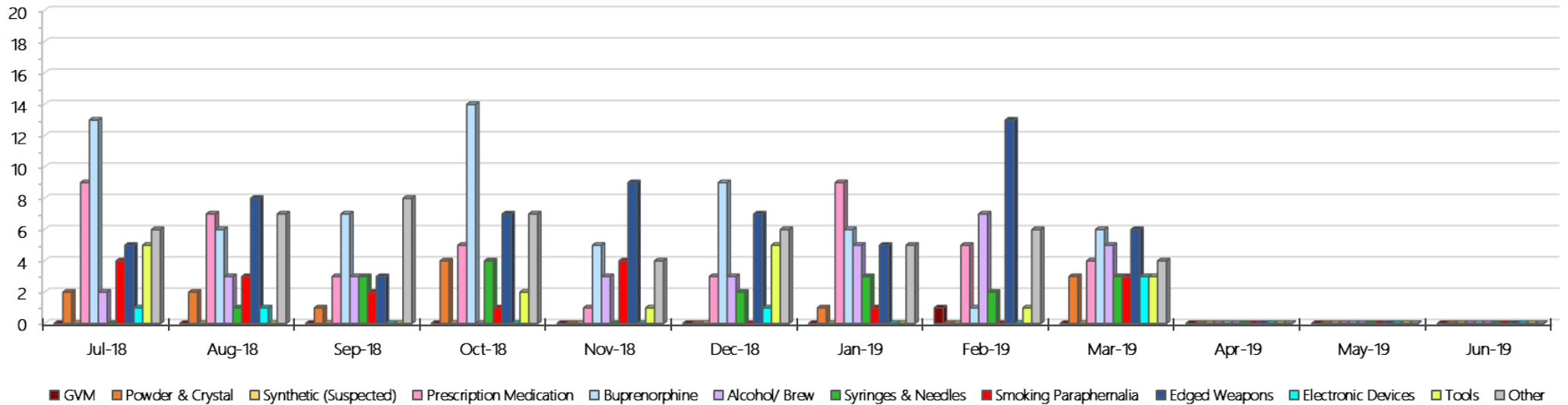
Barwon Count of Visitor Seizure Finds – Monthly 2018-2019

Barwon Count of Visitor Seizure Finds - Monthly 2018-2019



Barwon Count of Prisoner Seizure Finds – Monthly 2018-2019

Barwon Count of Prisoner Seizure Finds - Monthly 2018-2019



Melbourne Assessment Prison

Targeted and Random General Drug Test Results: 2018-2019

Melbourne Assessment Prison	Jul-18	Aug-18	Sep-18	Oct-18	Nov-18	Dec-18	Jan-19	Feb-19	Mar-19	Apr-19	May-19	Jun-19	Average	Totals
Effective Sample - Targeted	43	63	55	43	110	85	89	63	92				71	643
Targeted Positives	5	2	6	4	10	3	9	5	6				6	50
Refusal	0	0	3	1	1	2	0	2	1				1	10
Unable	0	2	1	0	3	1	0	0	0				1	7
Interfered	0	0	0	0	0	0	0	0	0				0	0
Adulterated	0	0	0	0	0	0	0	0	0				0	0
Targeted % Tested Positive	11.63%	6.35%	18.18%	11.63%	12.73%	7.06%	10.11%	11.11%	7.61%				10.42%	10.42%
Awaiting / Pending Results	0	0	0	0	0	0	0	0	2				0	2
Targeted Residual	1	0	0	0	1	0	0	0	0				0	2
Random tests collected	35	27	27	33	23	33	25	21	24				28	248
Tested Positive	1	1	1	1	0	1	0	2	0				1	7
Refusal (guilty)	0	0	2	2	0	0	0	0	0				0	4
Unable (not guilty)	0	0	0	0	0	1	0	0	1				0	2
Unable (guilty)	1	0	0	1	0	0	1	0	0				0	3
Interfered (guilty)	0	0	0	0	0	0	0	0	0				0	0
No test (valid reason)	3	5	4	8	6	5	6	8	7				6	52
No test (no valid reason)	0	0	0	0	0	0	0	0	0				0	0
Adulterated	0	0	0	0	0	0	0	0	0				0	0
Awaiting / Pending Results	0	0	0	0	0	0	0	0	0				0	0
Random Residual (PIMS URAR030)	0	0	0	0	0	0	0	0	0					0
Effective Sample - Random General	36	27	29	36	23	33	26	21	24				28	255
% Tested positive	2.78%	3.70%	3.45%	2.78%	0.00%	3.03%	0.00%	9.52%	0.00%				2.81%	
% Prisoner guilty, positive equivalents	2.78%	0.00%	6.90%	8.33%	0.00%	0.00%	3.85%	0.00%	0.00%				2.43%	
% Total prisoner fails	5.56%	3.70%	10.34%	11.11%	0.00%	3.03%	3.85%	9.52%	0.00%				5.24%	
% No test without valid reason	0.00%	0.00%	0.00%	0.00%	0.00%	0.00%	0.00%	0.00%	0.00%				0.00%	
Random General Benchmark 8.00%	8.00%	8.00%	8.00%	8.00%	8.00%	8.00%	8.00%	8.00%	8.00%				YTD	
% Failures for SDO	5.56%	3.70%	10.34%	11.11%	0.00%	3.03%	3.85%	9.52%	0.00%				5.49%	

Melbourne Assessment Prison - Drugs Identified Through Testing by Drug Type – Monthly & 2018-2019

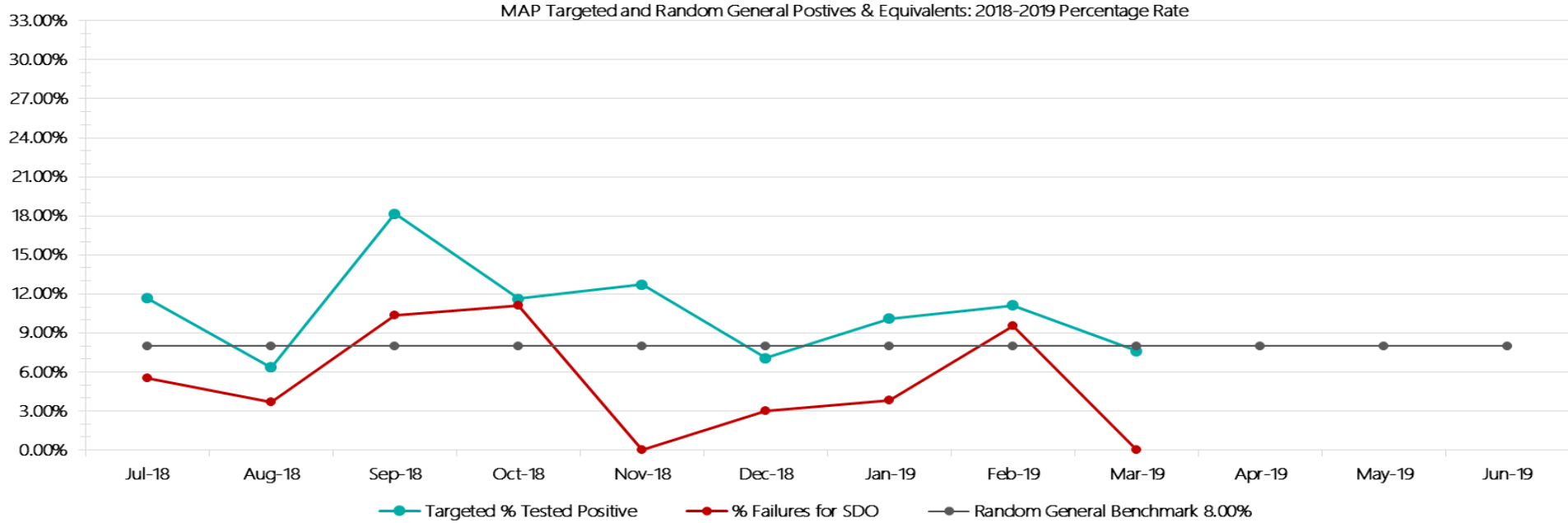
MAP	Amphetamines	Cocaine	Opiates	Benzodiazepines	Cannabinoids	Ethanol**	Methadone	ADP*	APS*	Steroids**	Buprenorphine	NOA*	Total
Jul-18	2	0	0	1	1	0	0	0	0	0	5	0	9
Aug-18	0	0	1	0	1	0	0	0	0	0	1	0	3
Sep-18	3	0	1	0	1	0	0	0	0	0	3	0	8
Oct-18	4	0	0	1	0	0	0	0	0	0	2	0	7
Nov-18	3	0	1	0	1	0	0	0	0	0	7	0	12
Dec-18	1	0	2	0	1	0	0	0	0	0	2	0	6
Jan-19	3	0	0	2	0	0	0	0	0	0	6	0	11
Feb-19	2	0	0	1	0	0	0	0	0	0	3	0	6
Mar-19	0	0	0	2	0	0	0	0	0	0	5	0	7
Apr-19													
May-19													
Jun-19													
MAP YTD	18	0	5	7	5	0	0	0	0	0	34	0	69
All Prisons YTD	293	1	59	52	30	5	40	32	23	0	1338	3	1876
MAP % of Total	6.14%	0.00%	8.47%	13.46%	16.67%	0.00%	0.00%	0.00%	0.00%	0.00%	2.54%	0.00%	3.68%

Melbourne Assessment Prison Seizures of Contraband: Visitors & Prisoners – Monthly & 2018-2019

Visitors	GVM		Powder & Crystal		Synthetic (Suspected)		Prescription Medication		Buprenorphine		Alcohol & Home Brew		Syringes & Needles		Smoking Paraphernalia		Edged Weapons		Electronic Devices		Tools		Other	
	Finds	Gms	Finds	Gms	Finds	Gms	Finds	Qty	Finds	Qty	Finds	Ltrs	Finds	Qty	Finds	Qty	Finds	Qty	Finds	Qty	Finds	Qty	Finds	Qty
MAP																								
Jul-18	0	0.00	0	0.00	0	0.00	1	2.00	0	0.00	0	0.000	0	0	0	0	0	0	0	0	0	0	0	0
Aug-18	0	0.00	0	0.00	0	0.00	1	10.00	0	0.00	0	0.000	0	0	0	0	0	0	0	0	0	0	0	0
Sep-18	0	0.00	0	0.00	0	0.00	0	0.00	0	0.00	0	0.000	0	0	0	0	0	0	0	0	0	0	0	0
Oct-18	0	0.00	0	0.00	0	0.00	0	0.00	0	0.00	0	0.000	0	0	0	0	0	0	0	0	0	0	0	0
Nov-18	0	0.00	0	0.00	0	0.00	0	0.00	0	0.00	0	0.000	0	0	0	0	0	0	0	0	0	0	0	0
Dec-18	0	0.00	0	0.00	0	0.00	0	0.00	0	0.00	0	0.000	0	0	0	0	0	0	0	0	0	0	0	0
Jan-19	0	0.00	0	0.00	0	0.00	0	0.00	0	0.00	0	0.000	0	0	0	0	0	0	0	0	0	0	0	0
Feb-19	0	0.00	0	0.00	0	0.00	0	0.00	0	0.00	0	0.000	0	0	0	0	0	0	0	0	0	0	0	0
Mar-19	0	0.00	0	0.00	0	0.00	0	0.00	0	0.00	0	0.000	0	0	0	0	0	0	0	0	0	0	0	0
Apr-19																								
May-19																								
Jun-19																								
Total	0	0.00	0	0.00	0	0.00	2	12.00	0	0.00	0	0.000	0	0	0	0	0	0	0	0	0	0	0	0

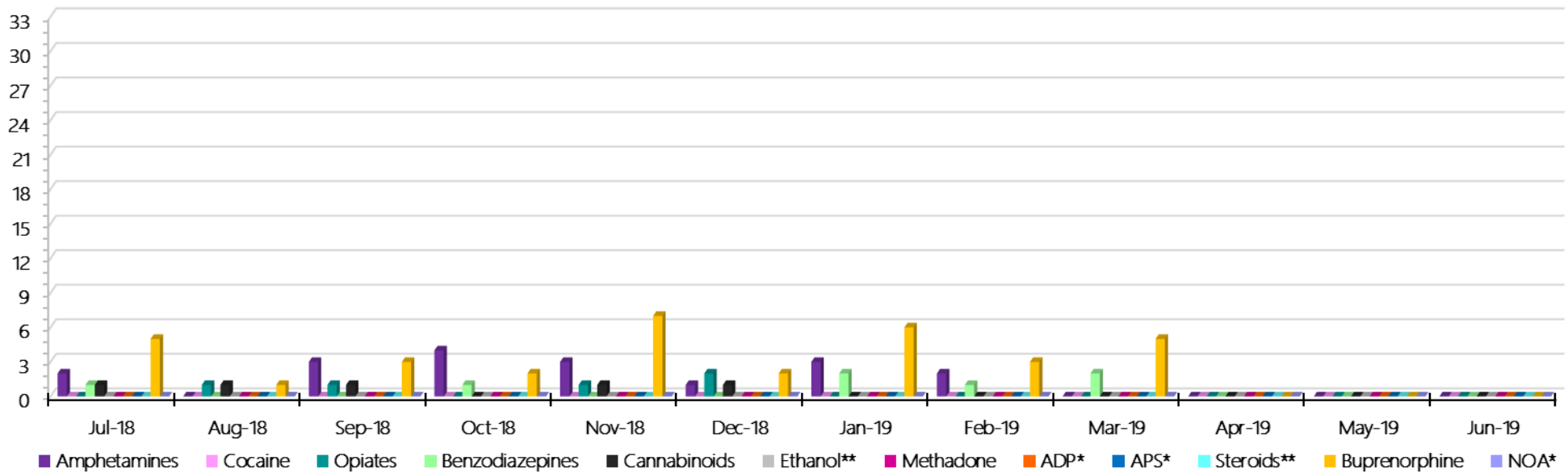
Prisoners	GVM		Powder & Crystal		Synthetic (Suspected)		Prescription Medication		Buprenorphine		Alcohol & Home Brew		Syringes & Needles		Smoking Paraphernalia		Edged Weapons		Electronic Devices		Tools		Other	
	Finds	Gms	Finds	Gms	Finds	Gms	Finds	Qty	Finds	Qty	Finds	Ltrs	Finds	Qty	Finds	Qty	Finds	Qty	Finds	Qty	Finds	Qty	Finds	Qty
MAP																								
Jul-18	0	0.00	2	4.50	0	0.00	3	4.50	0	0.00	0	0.000	1	30	2	6	1	5	0	0	1	1	1	1
Aug-18	0	0.00	5	5.10	0	0.00	5	16.00	0	0.00	0	0.000	1	1	4	5	1	1	0	0	0	0	2	3
Sep-18	2	13.53	3	1.05	0	0.00	3	6.00	1	0.80	0	0.000	1	1	2	4	0	0	0	0	0	0	4	8
Oct-18	0	0.00	0	0.00	0	0.00	10	29.50	0	0.00	0	0.000	0	0	4	7	1	2	1	1	0	0	1	2
Nov-18	2	0.06	4	11.96	0	0.00	3	12.50	3	1.80	0	0.000	2	2	2	5	1	1	1	1	1	2	2	4
Dec-18	2	1.60	2	2.70	0	0.00	6	10.50	2	5.00	1	0.200	3	3	1	3	1	1	1	1	0	0	0	0
Jan-19	2	1.90	2	5.56	0	0.00	6	7.25	3	10.50	0	0.000	1	1	3	4	1	1	2	2	5	5	1	1
Feb-19	2	1.25	1	0.45	1	1.00	2	0.75	5	8.20	0	0.000	0	0	2	5	1	1	1	1	0	0	0	0
Mar-19	0	0.00	1	0.41	0	0.00	0	0.00	5	1.60	0	0.000	1	1	0	0	0	0	0	0	0	0	0	0
Apr-19																								
May-19																								
Jun-19																								
Total	10	18.34	20	31.73	1	1.00	38	87.00	19	27.90	1	0.200	10	39	20	39	7	12	6	6	7	8	11	19

Melbourne Assessment Prison Targeted and Random General Urinalysis Positives & Equivalents - 2018-2019



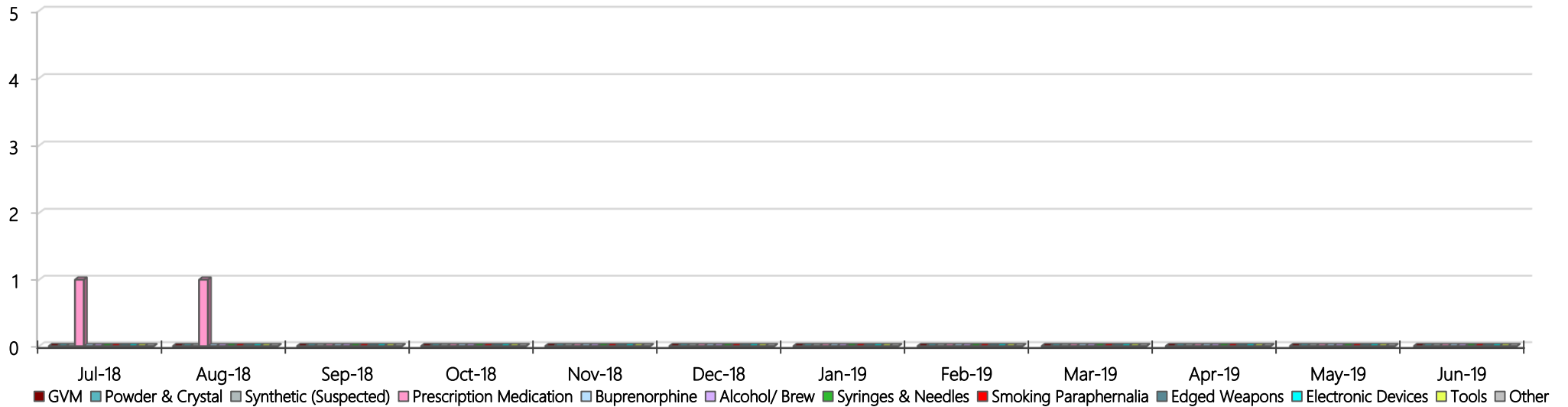
Melbourne Assessment Prison Positive Test Results by Drug Type - 2018-2019

MAP Positive Test Results By Drug Type: 2018-2019



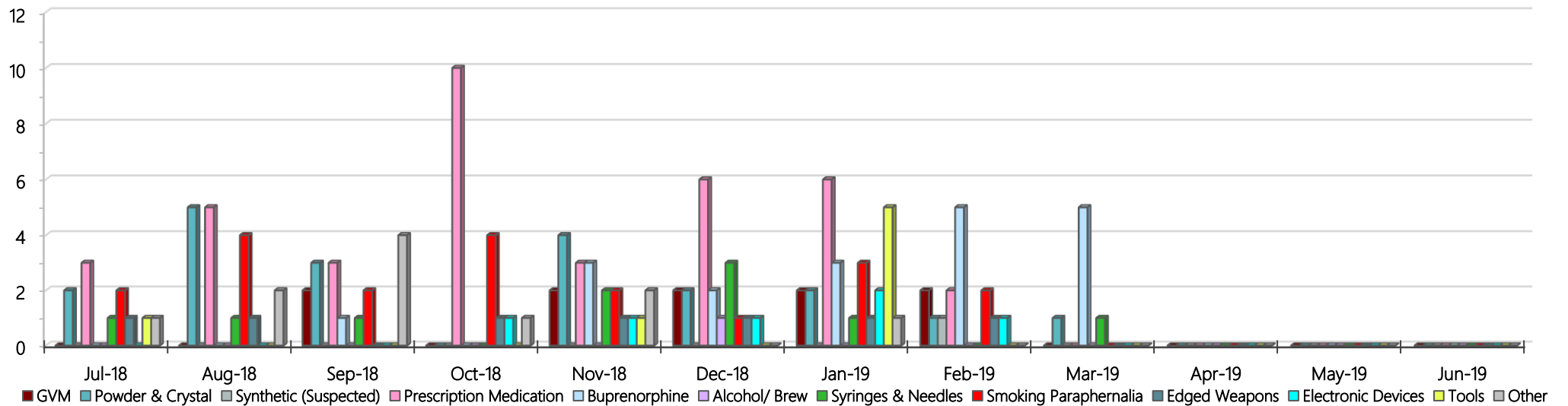
Melbourne Assessment Prison Count of Visitor Seizure Finds – Monthly 2018-2019

MAP Count of Visitor Seizure Finds - Monthly 2018-2019



Melbourne Assessment Prison Count of Prisoner Seizure Finds – Monthly 2018-2019

MAP Count of Prisoner Seizure Finds - Monthly 2018-2019



Metropolitan Remand Centre

Targeted and Random General Drug Test Results: 2018-2019

Metropolitan Remand Centre	Jul-18	Aug-18	Sep-18	Oct-18	Nov-18	Dec-18	Jan-19	Feb-19	Mar-19	Apr-19	May-19	Jun-19	Average	Totals
Effective Sample - Targeted	133	181	121	72	160	184	128	171	98				139	1248
Targeted Positives	8	20	13	10	23	20	20	34	15				18	163
Refusal	0	5	5	0	0	1	1	0	1				1	13
Unable	1	2	2	1	1	7	1	3	1				2	19
Interfered	0	0	0	0	0	0	0	0	0				0	0
Adulterated	0	2	0	0	0	0	0	0	0				0	2
Targeted % Tested Positive	6.77%	16.02%	16.53%	15.28%	15.00%	15.22%	17.19%	21.64%	17.35%				15.79%	15.79%
Awaiting / Pending Results	0	0	0	0	0	0	0	0	0				0	0
Targeted Residual	0	1	1	0	1	0	4	1	2				1	10
Random tests collected	128	108	98	124	106	117	103	104	68				106	956
Tested Positive	9	5	2	5	4	7	8	14	2				6	56
Refusal (guilty)	0	0	1	2	0	0	1	0	0				0	4
Unable (not guilty)	0	0	0	0	0	0	0	0	0				0	0
Unable (guilty)	3	1	2	1	0	3	0	2	1				1	13
Interfered (guilty)	0	0	0	0	0	0	0	0	0				0	0
No test (valid reason)	4	6	12	14	3	7	5	7	42				11	100
No test (no valid reason)	0	0	0	0	0	0	0	0	0				0	0
Adulterated	0	0	0	0	0	0	0	0	0				0	0
Awaiting / Pending Results	0	0	0	0	0	0	0	0	0				0	0
Random Residual (PIMS URAR030)	1	0	0	0	0	0	1	1	0					3
Effective Sample - Random General	131	109	101	127	106	120	104	106	69				108	973
% Tested positive	6.87%	4.59%	1.98%	3.94%	3.77%	5.83%	7.69%	13.21%	2.90%				5.64%	
% Prisoner guilty, positive equivalents	2.29%	0.92%	2.97%	2.36%	0.00%	2.50%	0.96%	1.89%	1.45%				1.70%	
% Total prisoner fails	9.16%	5.50%	4.95%	6.30%	3.77%	8.33%	8.65%	15.09%	4.35%				7.35%	
% No test without valid reason	0.00%	0.00%	0.00%	0.00%	0.00%	0.00%	0.00%	0.00%	0.00%				0.00%	
Random General Benchmark 7.00%	7.00%	7.00%	7.00%	7.00%	7.00%	7.00%	7.00%	7.00%	7.00%				YTD	
% Failures for SDO	9.16%	5.50%	4.95%	6.30%	3.77%	8.33%	8.65%	15.09%	4.35%				7.50%	

Metropolitan Remand Centre - Drugs Identified Through Testing by Drug Type – Monthly & 2018-2019

MRC	Amphetamines	Cocaine	Opiates	Benzodiazepines	Cannabinoids	Ethanol**	Methadone	ADP*	APS*	Steroids**	Buprenorphine	NOA*	Total
Jul-18	7	0	1	2	0	0	0	0	0	0	22	0	32
Aug-18	11	0	0	1	0	0	0	0	0	0	24	0	36
Sep-18	7	0	0	0	0	0	0	0	0	0	11	0	18
Oct-18	7	0	0	0	0	0	0	0	0	0	17	0	24
Nov-18	10	0	0	0	2	0	0	0	0	0	25	0	37
Dec-18	6	0	1	0	0	0	1	0	0	0	24	0	32
Jan-19	8	0	2	1	0	0	0	0	0	0	32	0	43
Feb-19	5	0	0	0	0	0	0	0	0	0	55	0	60
Mar-19	6	0	0	0	0	0	0	0	0	0	15	0	21
Apr-19													
May-19													
Jun-19													
MRC YTD	67	0	4	4	2	0	1	0	0	0	225	0	303
<i>All Prisons YTD</i>	<i>293</i>	<i>1</i>	<i>59</i>	<i>52</i>	<i>30</i>	<i>5</i>	<i>40</i>	<i>32</i>	<i>23</i>	<i>0</i>	<i>1338</i>	<i>3</i>	<i>1876</i>
<i>MRC % of Total</i>	<i>22.87%</i>	<i>0.00%</i>	<i>6.78%</i>	<i>7.69%</i>	<i>6.67%</i>	<i>0.00%</i>	<i>2.50%</i>	<i>0.00%</i>	<i>0.00%</i>	<i>0.00%</i>	<i>16.82%</i>	<i>0.00%</i>	<i>16.15%</i>

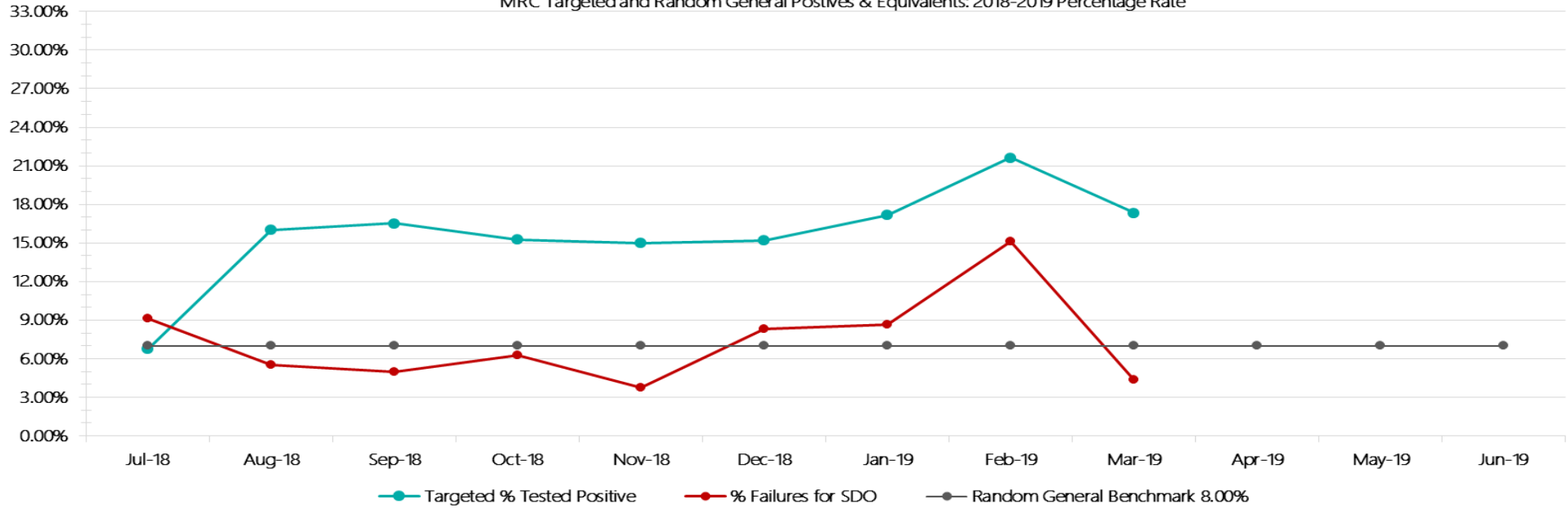
Metropolitan Remand Centre Seizures of Contraband: Visitors & Prisoners – Monthly & 2018-2019

Visitors	GVM		Powder & Crystal		Synthetic (Suspected)		Prescription Medication		Buprenorphine		Alcohol & Home Brew		Syringes & Needles		Smoking Paraphernalia		Edged Weapons		Electronic Devices		Tools		Other		
	Finds	Gms	Finds	Gms	Finds	Gms	Finds	Qty	Finds	Qty	Finds	Ltrs	Finds	Qty	Finds	Qty	Finds	Qty	Finds	Qty	Finds	Qty	Finds	Qty	
MRC																									
Jul-18	0	0.00	0	0.00	0	0.00	0	0.00	0	0.00	0	0.000	0	0	0	0	0	0	0	0	0	0	0	0	
Aug-18	0	0.00	0	0.00	0	0.00	1	1.00	1	3.10	0	0.000	0	0	1	1	0	0	0	0	1	1	1	1	
Sep-18	2	2.00	3	7.90	0	0.00	1	1.00	1	9.00	0	0.000	1	7	4	6	0	0	1	2	1	2	0	0	
Oct-18	0	0.00	0	0.00	0	0.00	0	0.00	0	0.00	0	0.000	0	0	0	0	0	0	0	0	0	0	0	0	
Nov-18	0	0.00	0	0.00	0	0.00	0	0.00	0	0.00	0	0.000	0	0	0	0	0	0	1	1	2	4	0	0	
Dec-18	0	0.00	1	4.10	0	0.00	0	0.00	0	0.00	0	0.000	0	0	0	0	0	0	0	0	0	0	0	0	
Jan-19	0	0.00	2	8.00	0	0.00	0	0.00	1	44.00	0	0.000	0	0	0	0	1	1	0	0	1	1	3	3	
Feb-19	0	0.00	1	1.00	0	0.00	0	0.00	0	0.00	0	0.000	0	0	2	2	0	0	0	0	0	0	2	4	
Mar-19	1	1.20	4	5.50	0	0.00	0	0.00	0	0.00	0	0.000	1	2	2	4	1	1	0	0	0	0	4	12	
Apr-19																									
May-19																									
Jun-19																									
Total	3	3.20	11	26.50	0	0.00	2	2.00	3	56.10	0	0.000	2	9	9	13	2	2	2	3	5	8	10	20	

Prisoners	GVM		Powder & Crystal		Synthetic (Suspected)		Prescription Medication		Buprenorphine		Alcohol & Home Brew		Syringes & Needles		Smoking Paraphernalia		Edged Weapons		Electronic Devices		Tools		Other	
	Finds	Gms	Finds	Gms	Finds	Gms	Finds	Qty	Finds	Qty	Finds	Ltrs	Finds	Qty	Finds	Qty	Finds	Qty	Finds	Qty	Finds	Qty	Finds	Qty
MRC																								
Jul-18	0	0.00	2	0.20	0	0.00	14	22.50	6	1.70	11	12.000	0	0	25	34	18	31	5	6	24	37	25	76
Aug-18	0	0.00	7	2.60	2	8.00	16	100.50	10	14.50	8	7.700	8	8	25	39	16	19	2	2	17	35	20	45
Sep-18	0	0.00	1	1.00	0	0.00	9	43.50	8	8.00	9	9.000	5	5	19	36	12	21	2	2	24	52	6	10
Oct-18	1	1.80	5	5.00	0	0.00	14	28.50	10	11.00	3	15.000	2	2	26	80	12	16	0	0	23	41	22	29
Nov-18	1	1.00	1	0.10	0	0.00	16	22.50	5	8.50	4	5.000	2	2	14	41	13	18	0	0	17	40	34	131
Dec-18	0	0.00	1	0.05	0	0.00	17	57.50	16	43.00	6	9.000	2	5	33	56	15	16	0	0	27	73	17	79
Jan-19	0	0.00	4	20.20	1	5.50	15	27.00	20	20.20	3	3.000	5	5	10	20	19	25	0	0	29	79	24	41
Feb-19	0	0.00	4	5.90	0	0.00	17	18.75	20	13.70	3	5.300	4	6	19	44	12	14	1	1	28	81	27	42
Mar-19	0	0.00	5	7.10	0	0.00	14	28.50	13	14.70	1	1.000	0	0	20	46	12	14	1	1	0	0	27	42
Apr-19																								
May-19																								
Jun-19																								
Total	2	2.80	30	42.15	3	13.50	132	349.25	108	135.30	48	67.000	28	33	191	395	129	174	11	12	189	438	202	495

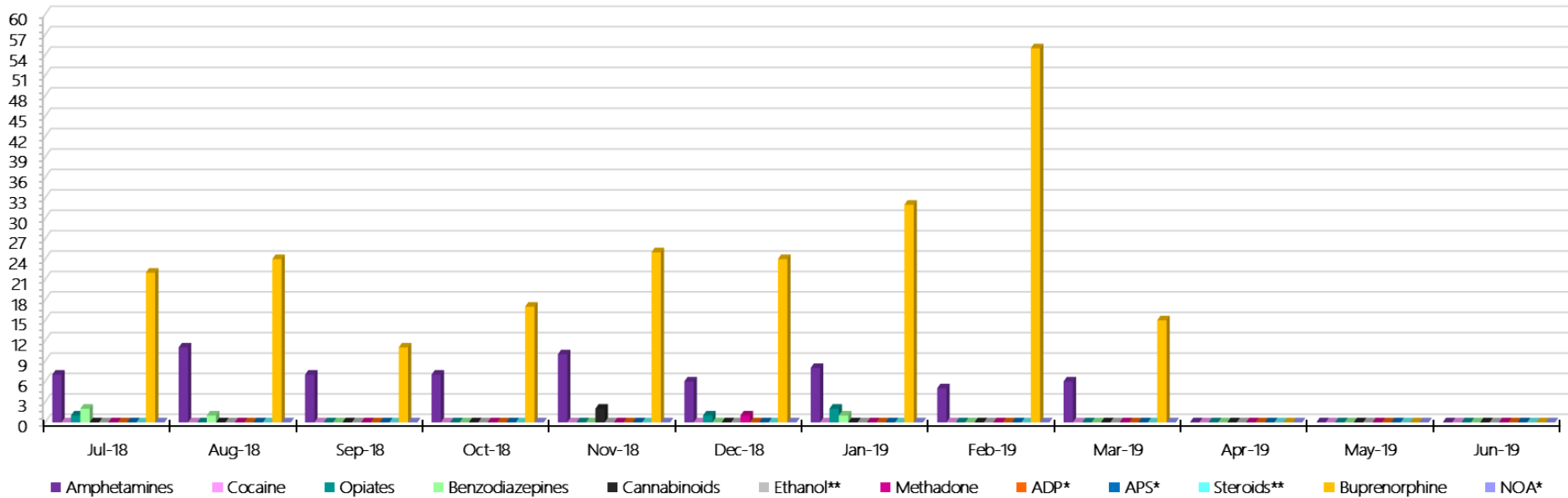
Metropolitan Remand Centre Targeted and Random General Drug Test Positives & Equivalents - 2018-2019

MRC Targeted and Random General Postives & Equivalents: 2018-2019 Percentage Rate



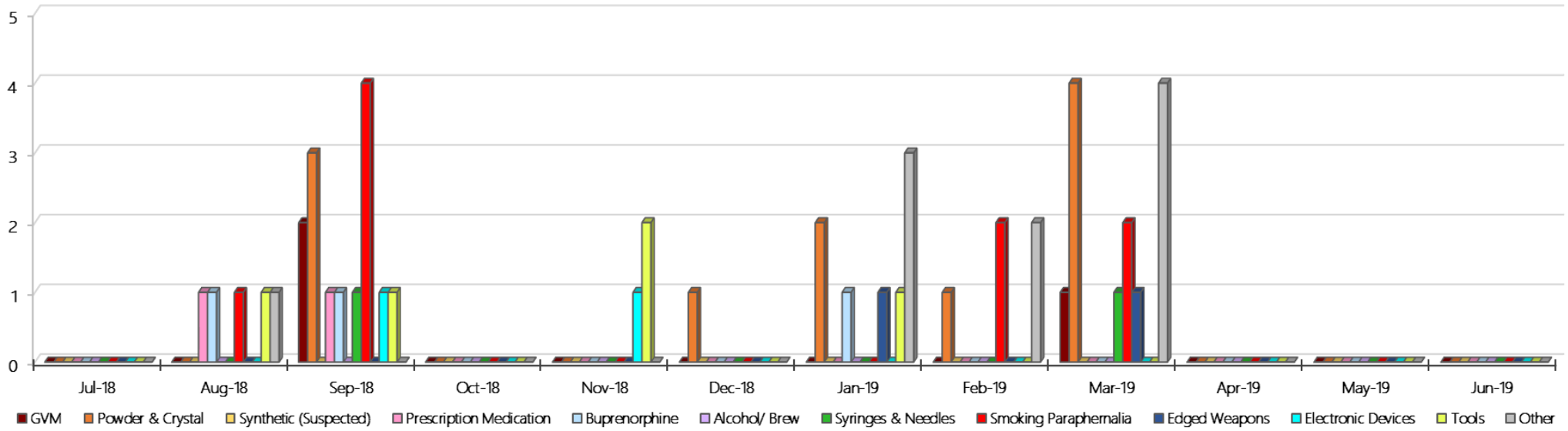
Metropolitan Remand Centre Positive Test Results by Drug Type - 2018-2019

MRC Positive Test Results By Drug Type: 2018-2019



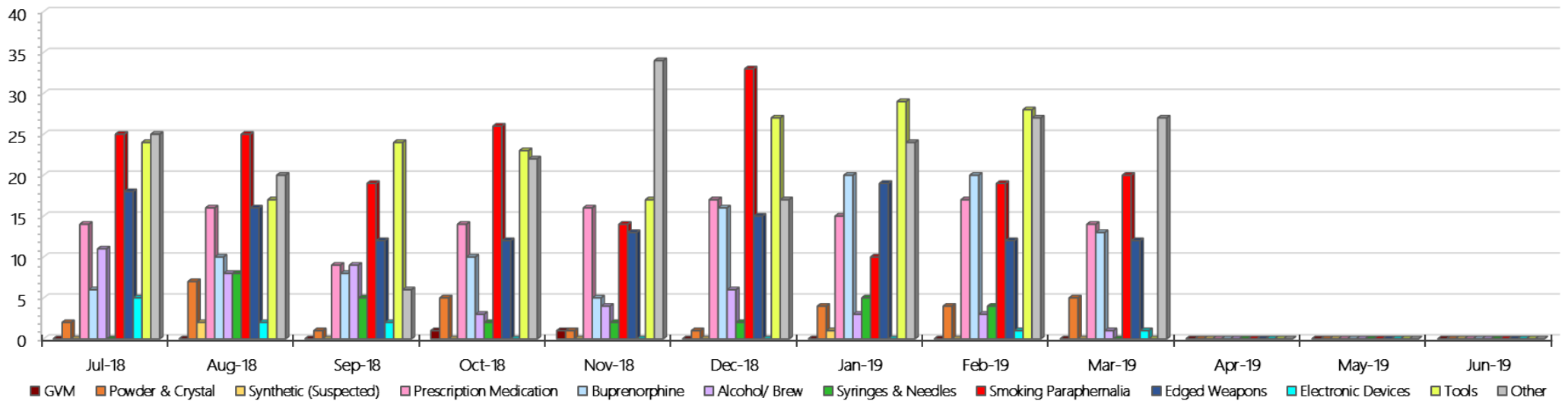
Metropolitan Remand Centre Count of Visitor Seizure Finds – Monthly 2018-2019

MRC Count of Visitor Seizure Finds - Monthly 2018-2019



Metropolitan Remand Centre Count of Prisoner Seizure Finds – Monthly 2018-2019

MRC Count of Prisoner Seizure Finds - Monthly 2018-2019



Port Phillip Prison
Targeted and Random General Drug Test Results: 2018-2019

Port Phillip Prison	Jul-18	Aug-18	Sep-18	Oct-18	Nov-18	Dec-18	Jan-19	Feb-19	Mar-19	Apr-19	May-19	Jun-19	Average	Totals
Effective Sample - Targeted	274	319	216	329	258	285	345	264	208				278	2498
Targeted Positives	19	35	18	33	17	25	20	31	24				25	222
Refusal	7	5	4	10	14	12	11	2	5				8	70
Unable	3	1	1	2	5	5	1	2	1				2	21
Interfered	0	0	0	0	0	1	0	0	0				0	1
Adulterated	1	2	0	1	1	1	0	2	2				1	10
Targeted % Tested Positive	10.95%	13.48%	10.65%	13.98%	14.34%	15.44%	9.28%	14.02%	15.38%				12.97%	12.97%
Awaiting / Pending Results	0	0	0	0	0	0	0	0	2				0	2
Targeted Residual	2	3	2	2	1	0	4	1	1				2	16
Random tests collected	63	56	48	60	48	56	48	50	53				54	482
Tested Positive	1	3	0	2	1	5	4	2	6				3	24
Refusal (guilty)	0	0	0	0	0	1	0	0	0				0	1
Unable (not guilty)	3	0	0	0	0	0	1	0	0				0	4
Unable (guilty)	0	0	0	1	1	0	0	0	0				0	2
Interfered (guilty)	0	0	0	0	0	0	0	0	0				0	0
No test (valid reason)	4	0	6	4	3	4	3	2	2				3	28
No test (no valid reason)	0	0	0	0	0	0	0	0	0				0	0
Adulterated	0	0	0	0	0	0	0	0	0				0	0
Awaiting / Pending Results	0	0	0	0	0	0	0	0	0				0	0
Random Residual (PIMS URAR030)	0	0	0	0	0	0	0	0	0				0	0
Effective Sample - Random General	63	56	48	61	49	57	48	50	53				54	485
% Tested positive	1.59%	5.36%	0.00%	3.28%	2.04%	8.77%	8.33%	4.00%	11.32%				4.97%	
% Prisoner guilty, positive equivalents	0.00%	0.00%	0.00%	1.64%	2.04%	1.75%	0.00%	0.00%	0.00%				0.60%	
% Total prisoner fails	1.59%	5.36%	0.00%	4.92%	4.08%	10.53%	8.33%	4.00%	11.32%				5.57%	
% No test without valid reason	0.00%	0.00%	0.00%	0.00%	0.00%	0.00%	0.00%	0.00%	0.00%				0.00%	
% Failures for SDO	1.59%	5.36%	0.00%	4.92%	4.08%	10.53%	8.33%	4.00%	11.32%				5.57%	

Port Phillip Prison - Drugs Identified Through Testing by Drug Type – Monthly & 2018-2019

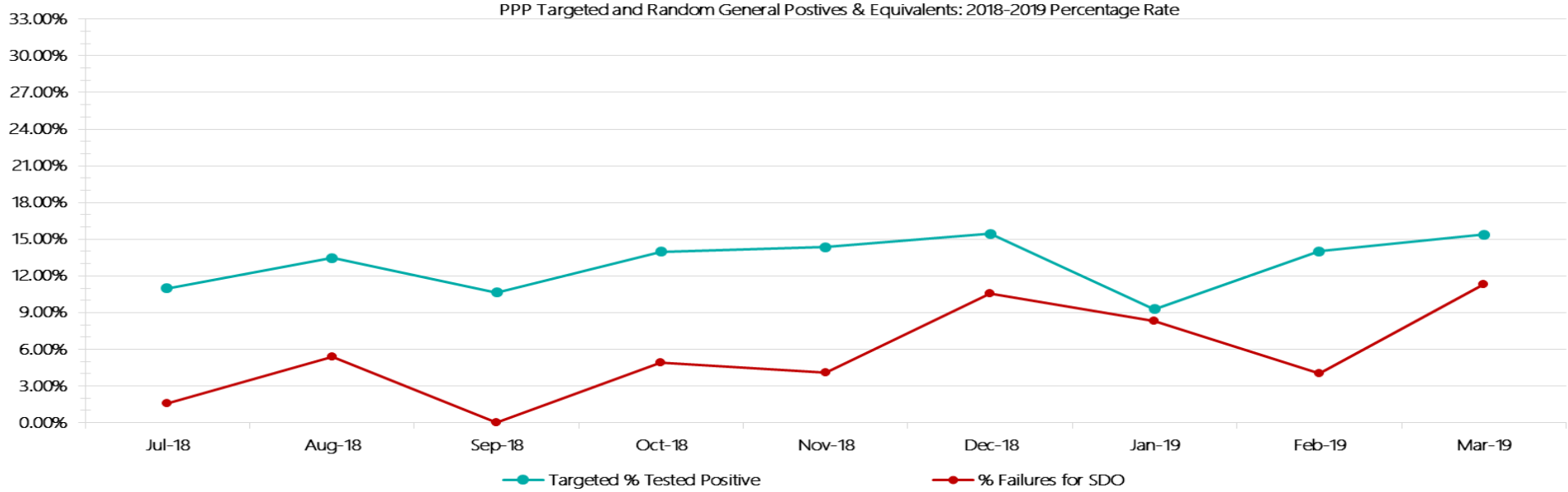
PPP	Amphetamines	Cocaine	Opiates	Benzodiazepines	Cannabinoids	Ethanol**	Methadone	ADP*	APS*	Steroids**	Buprenorphine	NOA*	Total
Jul-18	4	0	3	0	0	0	1	0	0	0	22	0	30
Aug-18	5	0	2	0	0	0	0	0	0	0	39	0	46
Sep-18	5	0	0	0	0	0	0	0	0	0	24	0	29
Oct-18	3	0	7	2	2	0	5	0	0	0	31	0	50
Nov-18	6	0	2	0	0	0	5	0	0	0	16	0	29
Dec-18	9	0	0	2	0	0	5	0	0	0	21	0	37
Jan-19	0	0	1	1	0	0	6	0	0	0	19	0	27
Feb-19	1	0	1	0	0	0	1	0	0	0	34	0	37
Mar-19	2	0	2	0	0	0	2	0	0	0	38	0	44
Apr-19													
May-19													
Jun-19													
PPP YTD	35	0	18	5	2	0	25	0	0	0	244	0	329
All Prisons YTD	293	1	59	52	30	5	40	32	23	0	1338	3	1876
PPP % of Total	11.95%	0.00%	30.51%	9.62%	6.67%	0.00%	62.50%	0.00%	0.00%	0.00%	18.24%	0.00%	17.54%

Port Phillip Prison Seizures of Contraband: Visitors & Prisoners – Monthly & 2018-2019

Visitors	GVM		Powder & Crystal		Synthetic (Suspected)		Prescription Medication		Buprenorphine		Alcohol & Home Brew		Syringes & Needles		Smoking Paraphernalia		Edged Weapons		Electronic Devices		Tools		Other	
	Findings	Gms	Findings	Gms	Findings	Gms	Findings	Qty	Findings	Qty	Findings	Ltrs	Findings	Qty	Findings	Qty	Findings	Qty	Findings	Qty	Findings	Qty	Findings	Qty
Jul-18	1	1.00	0	0.00	0	0.00	0	0.00	0	0.00	0	0.000	1	1	1	1	0	0	0	0	0	0	0	0
Aug-18	1	0.46	2	4.03	0	0.00	0	0.00	0	0.00	0	0.000	0	0	1	4	0	0	0	0	0	0	0	0
Sep-18	1	0.20	1	0.05	0	0.00	0	0.00	1	92.00	0	0.000	0	0	2	2	0	0	0	0	0	0	2	2
Oct-18	1	2.31	0	0.00	0	0.00	0	0.00	0	0.00	0	0.000	0	0	0	0	0	0	0	0	0	0	0	0
Nov-18	1	1.00	0	0.00	0	0.00	0	0.00	2	31.00	0	0.000	1	3	1	1	1	1	0	0	0	0	2	2
Dec-18	1	0.20	3	4.69	0	0.00	1	1.00	1	1.00	0	0.000	1	1	2	2	1	1	0	0	0	0	4	5
Jan-19	2	3.19	0	0.00	0	0.00	0	0.00	0	0.00	0	0.000	1	1	0	0	0	0	0	0	0	0	1	1
Feb-19	0	0.00	2	13.24	0	0.00	0	0.00	0	0.00	0	0.000	0	0	1	4	0	0	0	0	0	0	0	0
Mar-19	1	1.00	1	1.00	0	0.00	0	0.00	1	85.00	0	0.000	0	0	2	55	0	0	0	0	0	0	1	2
Apr-19																								
May-19																								
Jun-19																								
Total	9	9.36	9	23.01	0	0.00	1	1.00	5	209.00	0	0.000	4	6	10	69	2	2	0	0	0	0	10	12

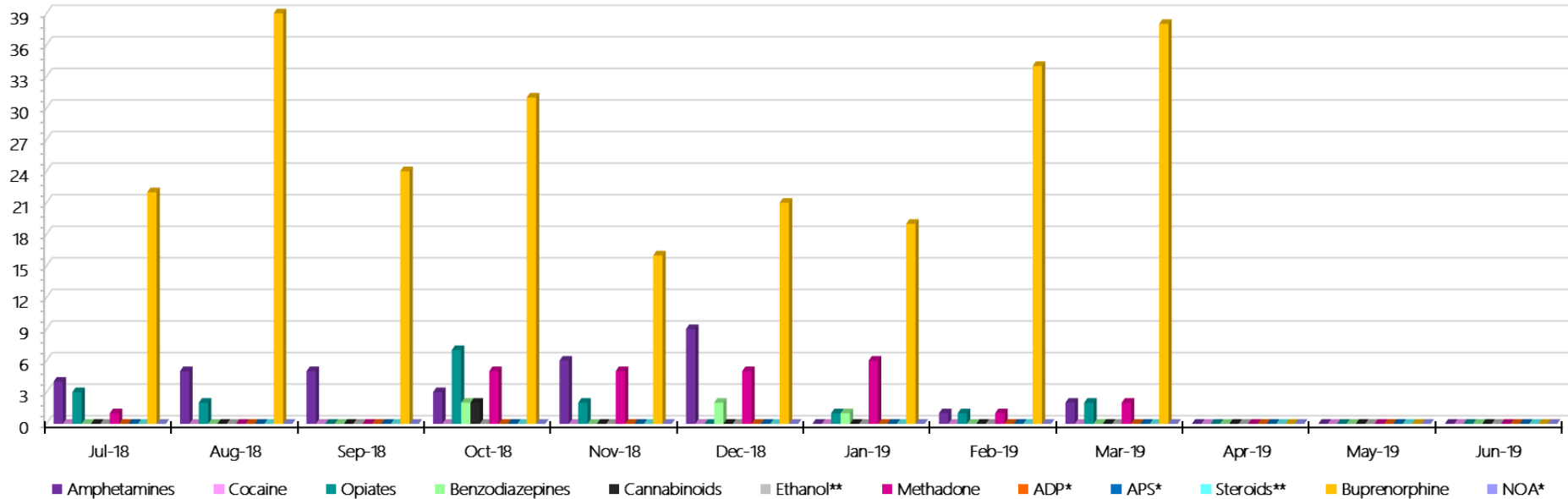
Prisoners	GVM		Powder & Crystal		Synthetic (Suspected)		Prescription Medication		Buprenorphine		Alcohol & Home Brew		Syringes & Needles		Smoking Paraphernalia		Edged Weapons		Electronic Devices		Tools		Other	
	Findings	Gms	Findings	Gms	Findings	Gms	Findings	Qty	Findings	Qty	Findings	Ltrs	Findings	Qty	Findings	Qty	Findings	Qty	Findings	Qty	Findings	Qty	Findings	Qty
Jul-18	1	0.03	1	0.50	0	0.00	10	39.00	8	10.00	1	3.000	6	6	4	7	17	17	0	0	8	12	9	11
Aug-18	1	0.06	1	1.00	0	0.00	14	85.00	6	22.00	0	0.000	8	8	3	3	12	12	0	0	4	6	7	9
Sep-18	1	0.01	0	0.00	0	0.00	14	50.00	11	24.00	4	33.300	13	14	8	29	8	8	0	0	2	3	9	20
Oct-18	0	0.00	1	1.00	0	0.00	14	39.50	13	19.20	6	52.000	8	8	8	17	10	10	0	0	0	0	5	7
Nov-18	0	0.00	2	1.40	0	0.00	10	29.00	11	16.00	0	0.000	2	1	13	31	15	22	0	0	10	11	10	10
Dec-18	1	3.33	1	3.88	0	0.00	18	38.50	17	18.90	0	0.000	2	4	2	3	9	10	1	1	3	5	9	15
Jan-19	0	0.00	2	2.00	0	0.00	12	21.00	8	3.80	3	6.000	3	3	8	9	12	12	1	1	3	3	7	14
Feb-19	0	0.00	0	0.00	0	0.00	13	28.50	13	6.50	0	0.000	10	17	6	6	14	18	1	1	3	6	14	17
Mar-19	0	0.00	0	0.00	0	0.00	12	33.00	14	23.00	1	1.000	4	4	3	1	20	24	0	0	5	8	8	12
Apr-19																								
May-19																								
Jun-19																								
Total	4	3.43	8	9.78	0	0.00	117	363.50	101	143.40	15	95.300	56	65	55	106	117	133	3	3	38	54	78	115

Port Phillip Prison Targeted and Random General Drug Test Positives & Equivalents - 2018-2019



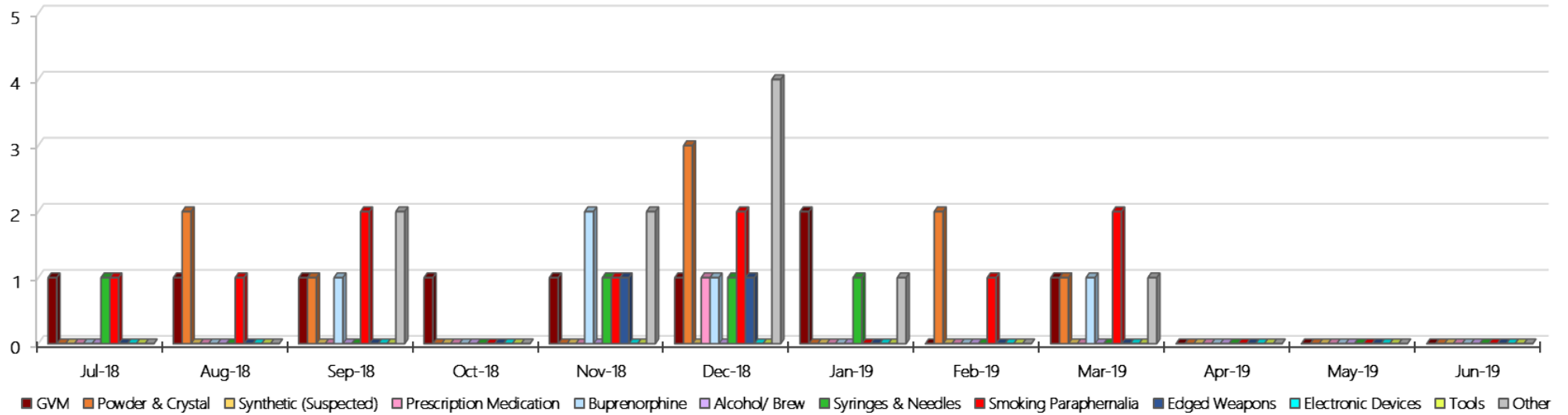
Port Phillip Prison Positive Test Results by Drug Type - 2018-2019

PPP Positive Test Results By Drug Type: 2018-2019



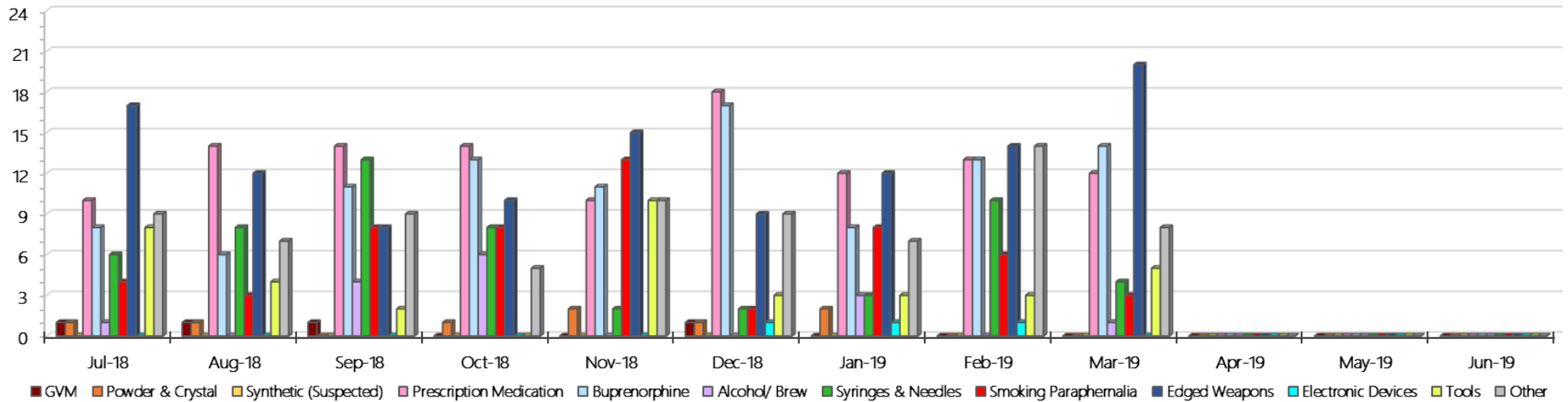
Port Phillip Prison Count of Visitor Seizure Finds – Monthly 2018-2019

PPP Count of Visitor Seizure Finds - Monthly 2018-2019



Port Phillip Prison Count of Prisoner Seizure Finds – Monthly 2018-2019

PPP Count of Prisoner Seizure Finds - Monthly 2018-2019



Dame Phyllis Frost Centre Targeted and Random General Drug Test Results: 2018-2019

DPFC	Jul-18	Aug-18	Sep-18	Oct-18	Nov-18	Dec-18	Jan-19	Feb-19	Mar-19	Apr-19	May-19	Jun-19	Average	Totals
Effective Sample - Targeted	147	136	97	137	118	105	150	129	131				128	1150
Targeted Positives	15	12	9	29	16	17	17	7	10				15	132
Refusal	5	5	6	2	1	1	4	2	2				3	28
Unable	2	0	1	2	0	2	4	1	0				1	12
Interfered	0	0	0	0	0	0	0	0	0				0	0
Adulterated	0	0	0	0	0	0	0	0	0				0	0
Targeted % Tested Positive	14.97%	12.50%	16.49%	24.09%	14.41%	19.05%	16.67%	7.75%	9.16%				14.96%	14.96%
Awaiting / Pending Results	0	0	0	0	0	0	0	0	5				1	5
Targeted Residual	0	0	0	3	2	0	0	0	0				1	5
Random tests collected	76	61	60	73	57	74	60	59	61				65	581
Tested Positive	1	0	1	4	1	3	0	0	0				1	10
Refusal (guilty)	2	0	0	1	0	0	0	2	0				1	5
Unable (not guilty)	0	0	0	0	0	0	0	0	0				0	0
Unable (guilty)	0	0	0	1	1	1	2	0	1				1	6
Interfered (guilty)	0	0	0	0	0	0	0	0	0				0	0
No test (valid reason)	1	4	4	2	2	2	3	4	6				3	28
No test (no valid reason)	0	0	0	0	0	0	0	0	0				0	0
Adulterated	0	0	0	0	1	0	0	0	0				0	1
Awaiting / Pending Results	0	0	0	0	0	0	0	0	0				0	0
Random Residual (PIMS URAR030)	0	0	0	0	0	0	0	0	0					0
Effective Sample - Random General	78	61	60	75	58	75	62	61	62				66	592
% Tested positive	1.28%	0.00%	1.67%	5.33%	1.72%	4.00%	0.00%	0.00%	0.00%				1.56%	
% Prisoner guilty, positive equivalents	2.56%	0.00%	0.00%	2.67%	3.45%	1.33%	3.23%	3.28%	1.61%				2.01%	
% Total prisoner fails	3.85%	0.00%	1.67%	8.00%	3.45%	5.33%	3.23%	3.28%	1.61%				3.38%	
% No test without valid reason	0.00%	0.00%	0.00%	0.00%	0.00%	0.00%	0.00%	0.00%	0.00%				0.00%	
Random General Benchmark 7.25%	7.25%	7.25%	7.25%	7.25%	7.25%	7.25%	7.25%	7.25%	7.25%				YTD	
% Failures for SDO	3.85%	0.00%	1.67%	8.00%	5.17%	5.33%	3.23%	3.28%	1.61%				3.72%	

DPFC - Drugs Identified Through Testing by Drug Type – Monthly & 2018-2019

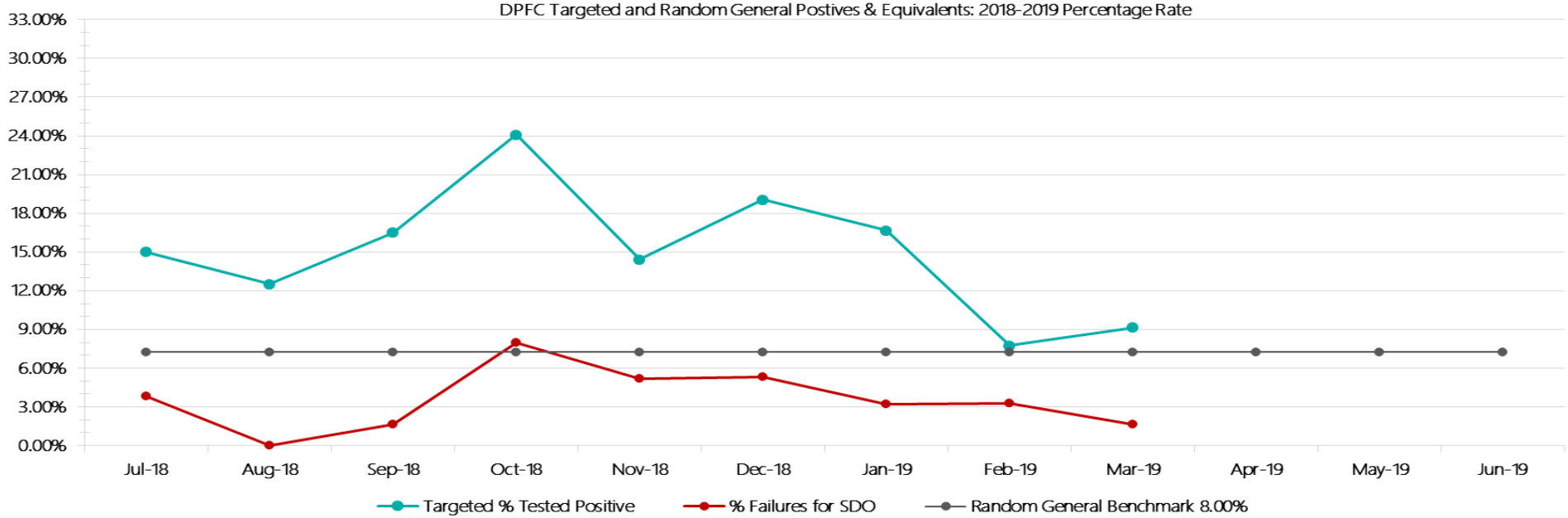
DPFC	Amphetamines	Cocaine	Opiates	Benzodiazepines	Cannabinoids	Ethanol**	Methadone	ADP*	APS*	Steroids**	Buprenorphine	NOA*	Total
Jul-18	9	0	4	1	0	0	0	1	0	0	2	0	17
Aug-18	2	0	0	2	0	0	1	3	0	0	5	0	13
Sep-18	1	0	0	1	0	0	1	0	0	0	7	1	11
Oct-18	18	0	10	6	1	0	3	2	1	0	4	0	45
Nov-18	9	0	4	1	2	0	0	0	0	0	6	0	22
Dec-18	5	0	2	1	0	0	0	0	1	0	13	0	22
Jan-19	15	0	0	0	0	0	1	0	0	0	3	0	19
Feb-19	6	0	0	3	1	0	0	0	1	0	3	0	14
Mar-19	2	0	0	1	0	0	1	1	0	0	7	0	12
Apr-19													
May-19													
Jun-19													
DPFC YTD	67	0	20	16	4	0	7	8	4	0	52	2	180
<i>All Prisons YTD</i>	<i>293</i>	<i>1</i>	<i>59</i>	<i>52</i>	<i>30</i>	<i>5</i>	<i>40</i>	<i>32</i>	<i>23</i>	<i>0</i>	<i>1338</i>	<i>3</i>	<i>1876</i>
<i>DPFC % of Total</i>	<i>22.87%</i>	<i>0.00%</i>	<i>33.90%</i>	<i>30.77%</i>	<i>13.33%</i>	<i>0.00%</i>	<i>17.50%</i>	<i>25.00%</i>	<i>17.39%</i>	<i>0.00%</i>	<i>3.89%</i>	<i>66.67%</i>	<i>9.59%</i>

DPFC Seizures of Contraband: Visitors & Prisoners – Monthly & 2018-2019

Visitors	GVM		Powder & Crystal		Synthetic (Suspected)		Prescription Medication		Buprenorphine		Alcohol & Home Brew		Syringes & Needles		Smoking Paraphernalia		Edged Weapons		Electronic Devices		Tools		Other		
	DPFC	Finds	Gms	Finds	Gms	Finds	Gms	Finds	Qty	Finds	Qty	Finds	Ltrs	Finds	Qty	Finds	Qty	Finds	Qty	Finds	Qty	Finds	Qty	Finds	Qty
Jul-18	2	2.00	0	0.00	0	0.00	0	0.00	0	0.00	0	0.000	1	1	0	0	0	0	0	0	0	0	0	0	0
Aug-18	0	0.00	0	0.00	0	0.00	0	0.00	0	0.00	0	0.000	0	0	0	0	0	0	1	1	0	0	0	0	0
Sep-18	0	0.00	0	0.00	0	0.00	0	0.00	0	0.00	0	0.000	0	0	0	0	0	0	0	0	0	0	0	0	0
Oct-18	0	0.00	0	0.00	0	0.00	0	0.00	0	0.00	0	0.000	0	0	1	1	0	0	0	0	0	0	0	0	0
Nov-18	0	0.00	1	13.10	0	0.00	0	0.00	0	0.00	0	0.000	0	0	0	0	0	0	0	0	0	0	0	0	0
Dec-18	0	0.00	0	0.00	0	0.00	0	0.00	0	0.00	0	0.000	0	0	0	0	0	0	0	0	0	0	0	0	0
Jan-19	0	0.00	0	0.00	0	0.00	0	0.00	0	0.00	0	0.000	0	0	0	0	0	0	0	0	0	0	0	0	0
Feb-19	0	0.00	0	0.00	0	0.00	0	0.00	0	0.00	0	0.000	0	0	0	0	0	0	0	0	0	0	0	0	0
Mar-19	0	0.00	0	0.00	0	0.00	0	0.00	0	0.00	0	0.000	0	0	0	0	0	0	0	0	0	0	0	0	0
Apr-19																									
May-19																									
Jun-19																									
Total	2	2.00	1	13.10	0	0.00	0	0.00	0	0.00	0	0.000	1	1	1	1	0	0	1	1	0	0	0	0	0

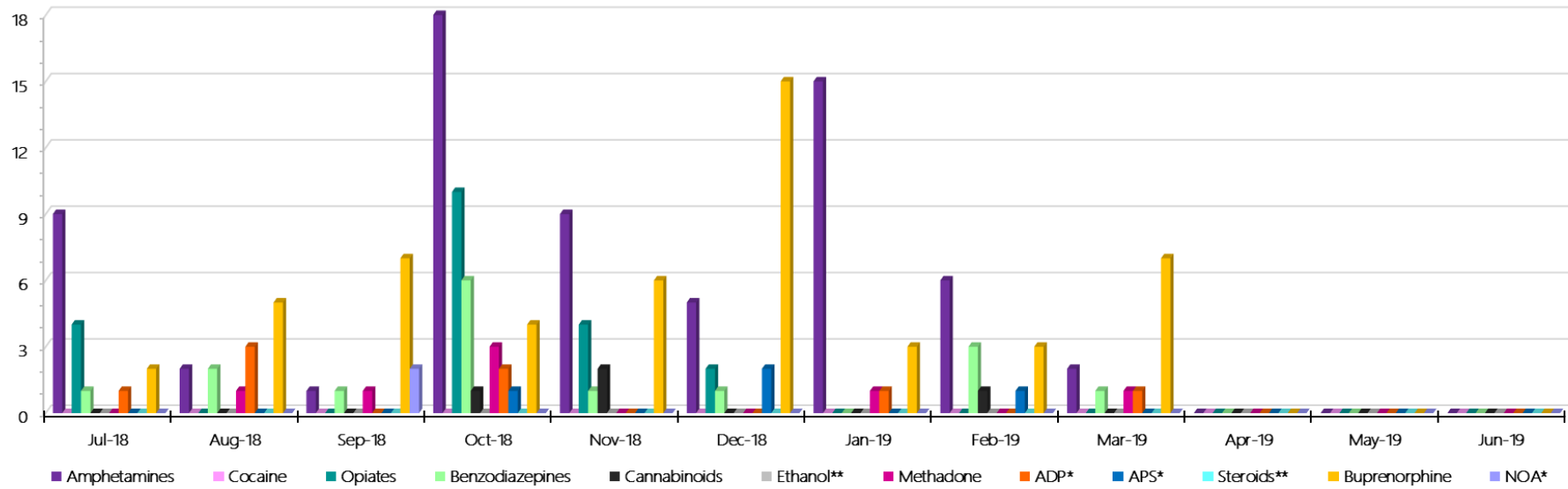
Prisoners	GVM		Powder & Crystal		Synthetic (Suspected)		Prescription Medication		Buprenorphine		Alcohol & Home Brew		Syringes & Needles		Smoking Paraphernalia		Edged Weapons		Electronic Devices		Tools		Other		
	DPFC	Finds	Gms	Finds	Gms	Finds	Gms	Finds	Qty	Finds	Qty	Finds	Ltrs	Finds	Qty	Finds	Qty	Finds	Qty	Finds	Qty	Finds	Qty	Finds	Qty
Jul-18	1	0.02	3	10.00	0	0.00	3	3.50	0	0.00	3	7.125	0	0	5	8	0	0	0	0	1	1	0	0	0
Aug-18	1	0.50	1	1.00	0	0.00	4	11.25	0	0.00	1	1.875	5	12	5	6	0	0	0	0	1	1	3	20	0
Sep-18	1	0.50	1	4.80	0	0.00	8	37.00	0	0.00	0	0.000	2	4	1	1	0	0	0	0	1	2	1	2	0
Oct-18	0	0.00	1	0.30	0	0.00	5	17.00	2	40.00	1	2.000	1	2	2	2	1	1	1	1	1	1	0	0	0
Nov-18	0	0.00	5	26.82	0	0.00	2	7.00	1	4.00	1	2.500	1	4	2	3	1	1	1	1	1	1	2	4	0
Dec-18	0	0.00	1	1.00	0	0.00	1	32.00	0	0.00	2	1.400	4	5	1	1	1	1	2	2	1	1	2	2	0
Jan-19	0	0.00	1	0.10	0	0.00	4	48.00	1	0.20	3	7.000	3	4	5	5	0	0	0	0	1	1	1	1	0
Feb-19	1	0.10	2	7.50	0	0.00	3	7.50	1	0.20	0	0.000	5	8	1	1	0	0	0	0	0	0	2	2	0
Mar-19	0	0.00	1	1.00	0	0.00	5	19.00	2	10.00	2	2.000	0	0	2	2	0	0	1	1	0	0	3	5	0
Apr-19																									
May-19																									
Jun-19																									
Total	4	1.12	16	52.52	0	0.00	35	182.25	7	54.40	13	23.900	21	39	24	29	3	3	5	5	7	8	14	36	0

DPFC Targeted and Random General Drug Test Positives & Equivalents - 2018-2019



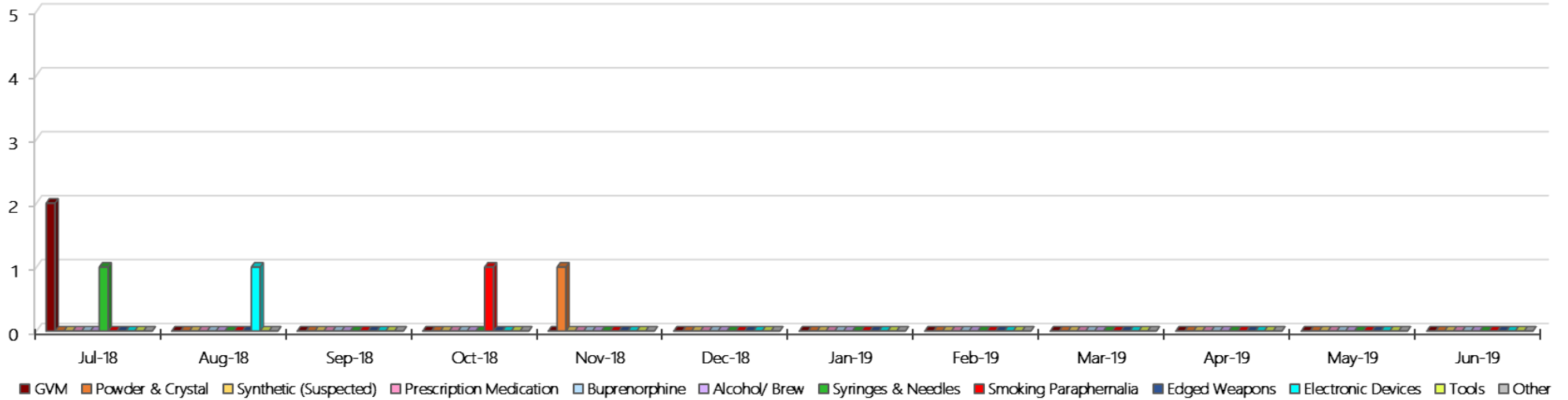
DPFC Positive Test Results by Drug Type - 2018-2019

DPFC Positive Test Results By Drug Type: 2018-2019



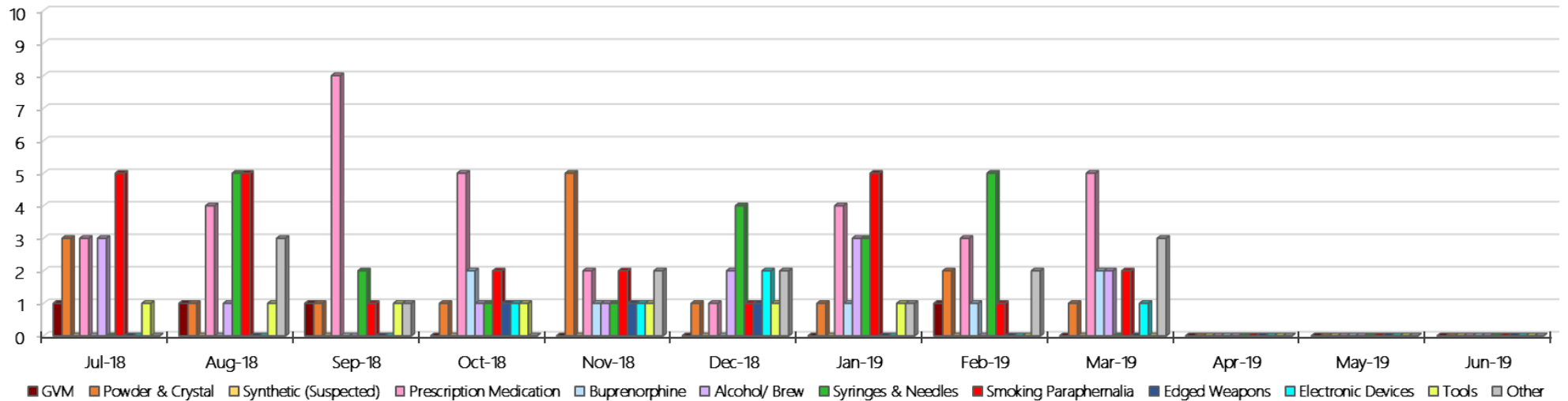
DPFC Count of Visitor Seizure Finds – Monthly 2018-2019

DPFC Count of Visitor Seizure Finds - Monthly 2018-2019



DPFC Count of Prisoner Seizure Finds – Monthly 2018-2019

DPFC Count of Prisoner Seizure Finds - Monthly 2018-2019



Fulham Correctional Centre

Targeted and Random General Drug Test Results: 2018-2019

Fulham	Jul-18	Aug-18	Sep-18	Oct-18	Nov-18	Dec-18	Jan-19	Feb-19	Mar-19	Apr-19	May-19	Jun-19	Average	Totals
Effective Sample - Targeted	264	252	228	207	240	239	246	192	225				233	2093
Targeted Positives	13	14	13	13	6	9	21	19	20				14	128
Refusal	3	0	0	0	0	0	1	1	0				1	5
Unable	2	2	3	2	2	5	0	3	4				3	23
Interfered	0	0	0	0	0	0	0	0	0				0	0
Adulterated	0	0	1	0	0	0	0	0	0				0	1
Targeted % Tested Positive	6.82%	6.35%	7.46%	7.25%	3.33%	5.86%	8.94%	11.98%	10.67%				7.50%	7.50%
Awaiting / Pending Results	0	0	0	0	0	0	0	0	0				0	0
Targeted Residual	1	0	1	1	0	2	2	0	1				1	8
Random tests collected	70	53	55	76	60	73	59	58	57				62	561
Tested Positive	3	1	2	0	3	1	2	3	0				2	15
Refusal (guilty)	0	0	0	1	0	0	0	0	0				0	1
Unable (not guilty)	0	0	0	0	0	0	0	0	0				0	0
Unable (guilty)	0	0	1	0	0	0	1	0	0				0	2
Interfered (guilty)	0	0	0	0	0	0	0	0	0				0	0
No test (valid reason)	0	4	2	1	0	2	0	2	3				2	14
No test (no valid reason)	0	0	0	0	1	0	0	0	0				0	1
Adulterated	0	0	0	0	0	0	0	0	0				0	0
Awaiting / Pending Results	0	0	0	0	0	0	0	0	0				0	0
Random Residual (PIMS URAR030)	0	0	0	0	0	0	0	1	0					1
Effective Sample - Random General	70	53	56	77	61	73	60	58	57				63	565
% Tested positive	4.29%	1.89%	3.57%	0.00%	4.92%	1.37%	3.33%	5.17%	0.00%				2.73%	
% Prisoner guilty, positive equivalents	0.00%	0.00%	1.79%	1.30%	0.00%	0.00%	1.67%	0.00%	0.00%				0.53%	
% Total prisoner fails	4.29%	1.89%	5.36%	1.30%	4.92%	1.37%	5.00%	5.17%	0.00%				3.25%	
% No test without valid reason	0.00%	0.00%	0.00%	0.00%	1.64%	0.00%	0.00%	0.00%	0.00%				0.18%	
% Failures for SDO	4.29%	1.89%	5.36%	1.30%	6.56%	1.37%	5.00%	5.17%	0.00%				3.36%	

Fulham - Drugs Identified Through Testing by Drug Type – Monthly & 2018-2019

Fulham	Amphetamines	Cocaine	Opiates	Benzodiazepines	Cannabinoids	Ethanol**	Methadone	ADP*	APS*	Steroids**	Buprenorphine	NOA*	Total
Jul-18	2	0	0	3	1	0	0	5	2	0	6	0	19
Aug-18	3	0	1	1	0	0	0	3	3	0	7	1	19
Sep-18	3	0	0	0	0	0	0	3	4	0	6	0	16
Oct-18	3	0	0	0	0	0	0	1	4	0	7	0	15
Nov-18	3	0	0	0	0	0	1	1	0	0	8	0	13
Dec-18	1	0	1	0	0	0	1	1	0	0	9	0	13
Jan-19	1	0	0	0	0	0	0	4	3	0	19	0	27
Feb-19	1	0	1	0	0	0	1	2	1	0	20	0	26
Mar-19	0	0	0	1	0	0	0	3	1	0	23	0	28
Apr-19													
May-19													
Jun-19													
Fulham YTD	17	0	3	5	1	0	3	23	18	0	105	1	176
<i>All Prisons YTD</i>	<i>293</i>	<i>1</i>	<i>59</i>	<i>52</i>	<i>30</i>	<i>5</i>	<i>40</i>	<i>32</i>	<i>23</i>	<i>0</i>	<i>1338</i>	<i>3</i>	<i>1876</i>
<i>Fulham % of Total</i>	<i>5.80%</i>	<i>0.00%</i>	<i>5.08%</i>	<i>9.62%</i>	<i>3.33%</i>	<i>0.00%</i>	<i>7.50%</i>	<i>71.88%</i>	<i>78.26%</i>	<i>0.00%</i>	<i>7.85%</i>	<i>33.33%</i>	<i>9.38%</i>

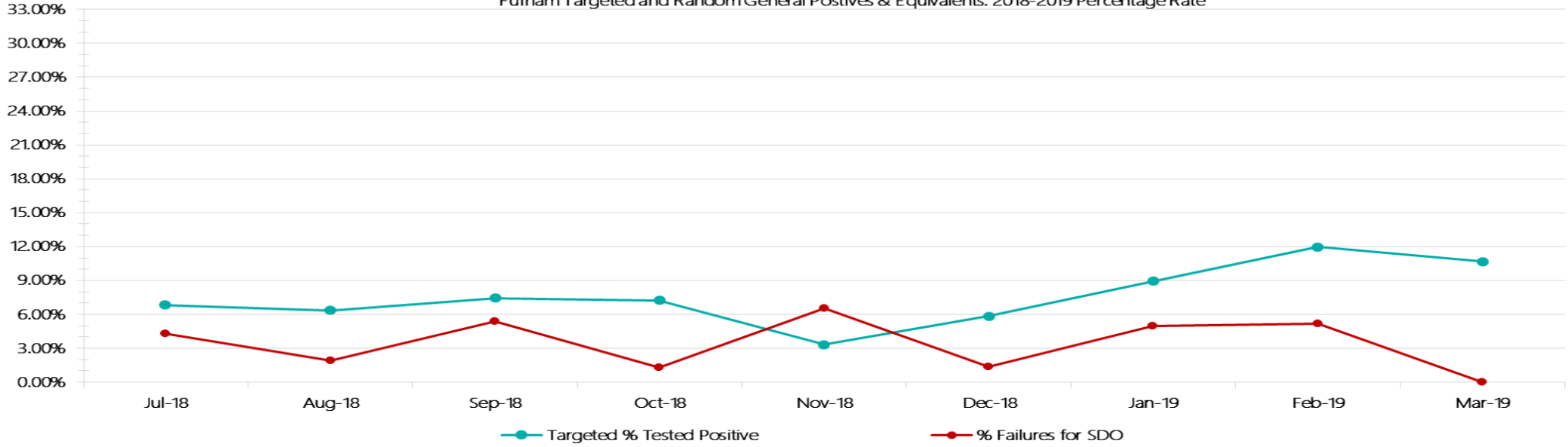
Fulham Seizures of Contraband: Visitors & Prisoners – Monthly & 2018-2019

Visitors	GVM		Powder & Crystal		Synthetic (Suspected)		Prescription Medication		Buprenorphine		Alcohol & Home Brew		Syringes & Needles		Smoking Paraphernalia		Edged Weapons		Electronic Devices		Tools		Other			
	Finds	Gms	Finds	Gms	Finds	Gms	Finds	Qty	Finds	Qty	Finds	Ltrs	Finds	Qty	Finds	Qty	Finds	Qty	Finds	Qty	Finds	Qty	Finds	Qty		
Fulham																										
Jul-18	0	0.00	0	0.00	0	0.00	0	0.00	0	0.00	0	0.000	1	1	3	4	1	1	0	0	0	0	0	0	1	1
Aug-18	0	0.00	0	0.00	0	0.00	0	0.00	0	0.00	0	0.000	1	7	1	1	0	0	0	0	0	0	0	0	2	25
Sep-18	0	0.00	0	0.00	0	0.00	0	0.00	0	0.00	1	1.500	1	7	0	0	0	0	0	0	0	0	0	0	1	2
Oct-18	0	0.00	0	0.00	0	0.00	1	1.00	0	0.00	0	0.000	0	0	2	2	2	2	0	0	0	0	0	0	2	17
Nov-18	0	0.00	1	0.01	0	0.00	0	0.00	0	0.00	0	0.000	1	1	1	1	0	0	0	0	0	0	0	0	0	0
Dec-18	0	0.00	0	0.00	0	0.00	0	0.00	1	2.00	0	0.000	2	46	5	6	0	0	0	0	1	1	1	1	5	5
Jan-19	0	0.00	0	0.00	0	0.00	1	3.00	0	0.00	0	0.000	0	0	1	2	1	1	0	0	0	0	0	0	2	38
Feb-19	0	0.00	0	0.00	0	0.00	0	0.00	0	0.00	0	0.000	1	5	0	0	0	0	0	0	0	0	1	1	0	0
Mar-19	0	0.00	0	0.00	0	0.00	0	0.00	0	0.00	0	0.000	0	0	2	2	0	0	0	0	0	0	1	1	4	20
Apr-19																										
May-19																										
Jun-19																										
Total	0	0.00	1	0.01	0	0.00	2	4.00	1	2.00	1	1.500	7	67	15	18	4	4	0	0	3	3	17	108		

Prisoners	GVM		Powder & Crystal		Synthetic (Suspected)		Prescription Medication		Buprenorphine		Alcohol & Home Brew		Syringes & Needles		Smoking Paraphernalia		Edged Weapons		Electronic Devices		Tools		Other	
	Finds	Gms	Finds	Gms	Finds	Gms	Finds	Qty	Finds	Qty	Finds	Ltrs	Finds	Qty	Finds	Qty	Finds	Qty	Finds	Qty	Finds	Qty	Finds	Qty
Fulham																								
Jul-18	0	0.00	2	1.33	0	0.00	18	39.50	1	4.00	2	15.100	1	1	31	55	4	4	6	32	11	15	15	28
Aug-18	0	0.00	1	1.00	0	0.00	9	13.00	2	2.00	0	0.000	4	7	38	54	5	5	0	0	6	6	6	6
Sep-18	0	0.00	0	0.00	0	0.00	5	12.50	0	0.00	5	9.000	3	3	24	65	8	18	2	3	6	6	12	18
Oct-18	0	0.00	1	1.32	0	0.00	8	15.50	2	3.00	3	5.000	1	2	39	90	4	7	3	8	4	5	20	26
Nov-18	0	0.00	0	0.00	0	0.00	5	5.25	2	44.40	2	1.750	0	0	26	52	1	1	1	1	3	3	15	22
Dec-18	0	0.00	1	0.64	0	0.00	8	14.00	5	12.50	5	8.000	3	3	25	31	4	5	0	0	14	26	26	33
Jan-19	0	0.00	0	0.00	0	0.00	13	19.00	8	1.20	8	9.500	0	0	28	50	3	3	0	0	5	9	17	28
Feb-19	0	0.00	1	4.27	0	0.00	15	22.00	4	21.30	9	10.200	2	2	48	87	4	5	1	1	1	2	21	247
Mar-19	1	1.00	0	0.00	0	0.00	10	10.75	1	0.30	9	19.500	2	2	20	62	4	4	6	13	13	37	17	27
Apr-19																								
May-19																								
Jun-19																								
Total	1	1.00	6	8.56	0	0.00	91	151.50	25	88.70	43	78.050	16	20	279	546	37	52	19	58	63	109	149	435

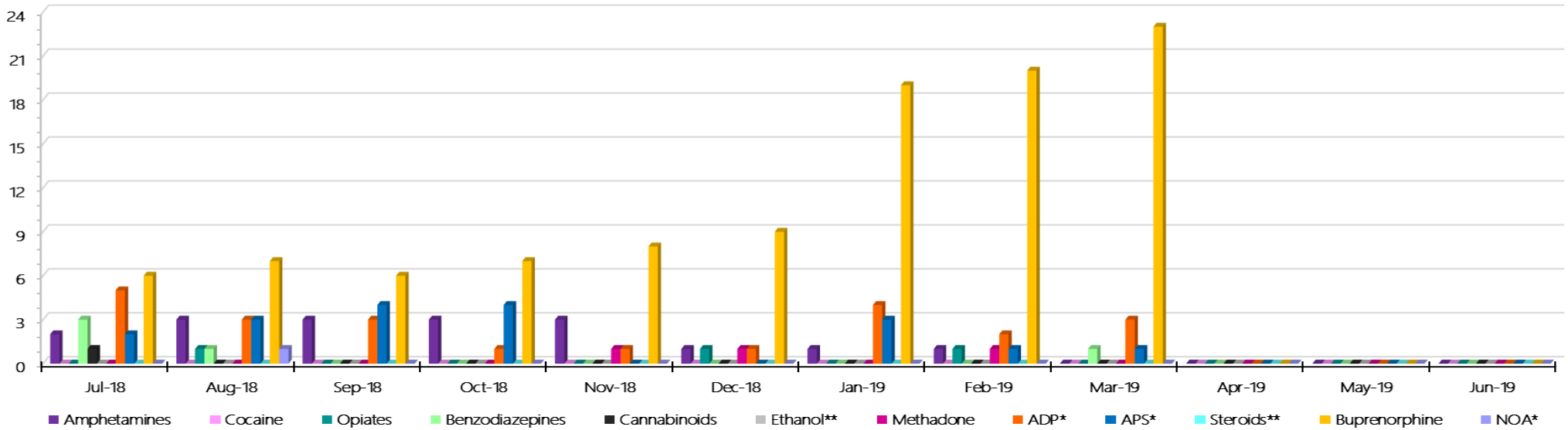
Fulham Targeted and Random General Drug Test Positives & Equivalents - 2018-2019

Fulham Targeted and Random General Postives & Equivalents: 2018-2019 Percentage Rate



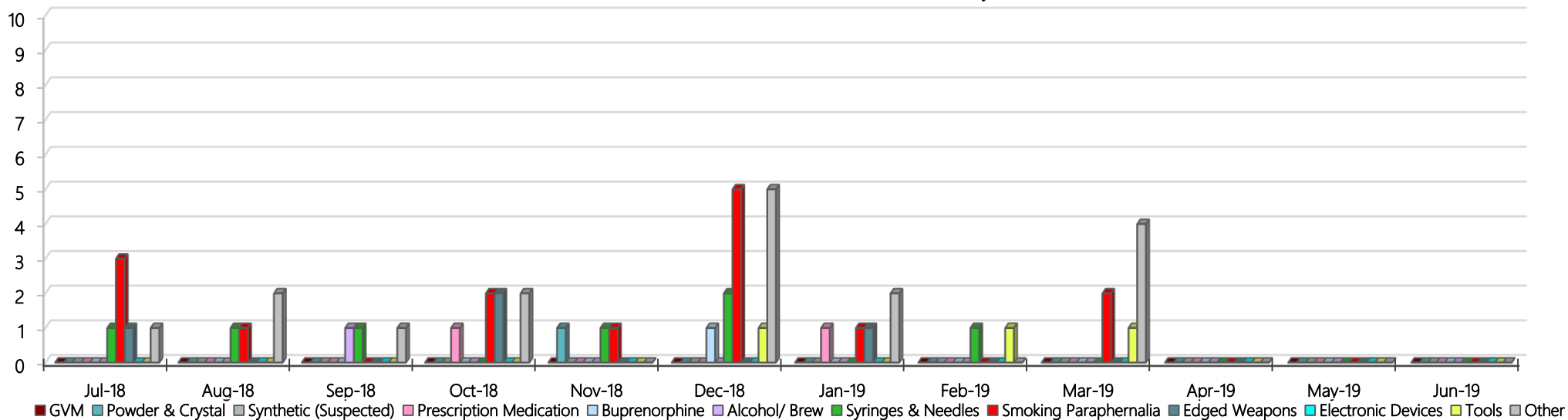
Fulham Positive Test Results by Drug Type - 2018-2019

Fulham Positive Test Results By Drug Type: 2018-2019



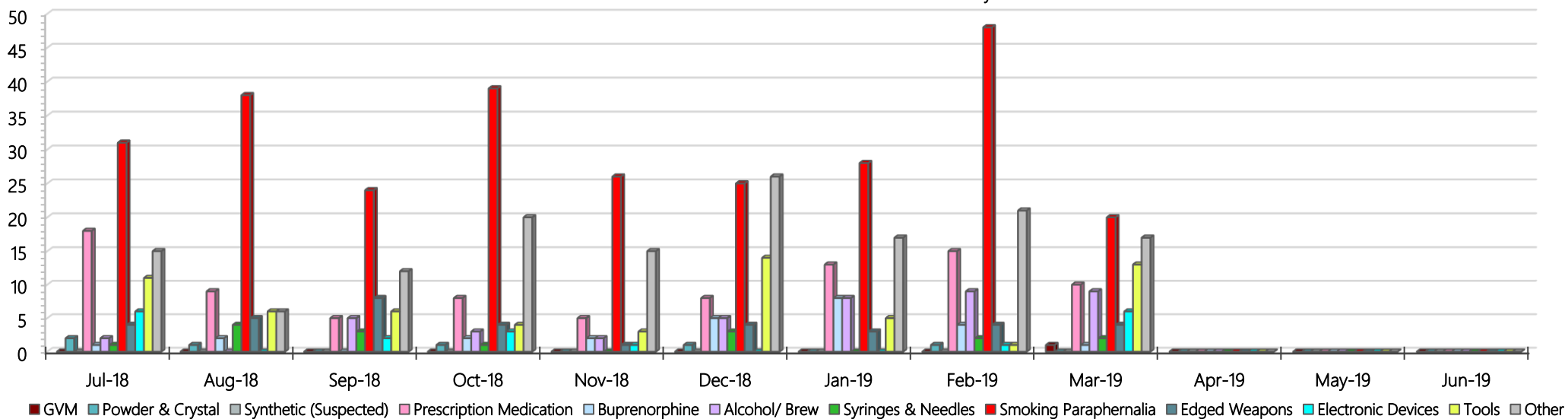
Fulham Count of Visitor Seizure Finds – Monthly 2018-2019

Fulham Count of Visitor Seizure Finds - Monthly 2018-2019



Fulham Count of Prisoner Seizure Finds – Monthly 2018-2019

Fulham Count of Prisoner Seizure Finds - Monthly 2018-2019



Hopkins Correctional Centre

Targeted and Random General Drug Test Results: 2018-2019

HCC	Jul-18	Aug-18	Sep-18	Oct-18	Nov-18	Dec-18	Jan-19	Feb-19	Mar-19	Apr-19	May-19	Jun-19	Average	Total
Effective Sample - Targeted	14	49	28	28	22	15	25	20	15				24	216
Targeted Positives	1	1	1	1	1	2	3	0	1				1	17
Refusal	0	0	0	0	0	0	2	0	0				0	2
Unable	0	1	0	0	0	0	0	0	0				0	1
Interfered	0	0	0	0	0	0	0	0	0				0	0
Adulterated	0	0	0	0	0	0	0	0	0				0	0
Targeted % Tested Positive	7.14%	4.08%	3.57%	3.57%	4.55%	13.33%	20.00%	0.00%	6.67%				6.48%	6.48%
Awaiting / Pending Results	0	0	0	0	0	0	0	0	1				0	1
Targeted Residual	0	0	0	0	0	0	0	0	0				0	0
Random tests collected	102	85	90	114	91	111	91	90	82				95	856
Tested Positive	0	0	0	0	1	1	2	2	1				1	7
Refusal (guilty)	1	0	2	0	0	0	0	0	0				0	3
Unable (not guilty)	0	0	0	0	0	0	0	0	0				0	0
Unable (guilty)	0	1	0	0	0	2	0	1	0				0	4
Interfered (guilty)	0	0	0	0	0	0	0	0	0				0	0
No test (valid reason)	1	0	0	1	1	2	1	0	0				1	6
No test (no valid reason)	0	0	0	0	0	0	0	0	6				1	6
Adulterated	0	0	0	0	0	0	0	0	0				0	0
Awaiting / Pending Results	0	0	0	0	0	0	0	0	0				0	0
Random Residual (PIMS URAR030)	0	0	0	0	0	0	0	0	0				0	0
Effective Sample - Random General	103	86	92	114	91	113	91	91	88				97	869
% Tested positive	0.00%	0.00%	0.00%	0.00%	1.10%	0.88%	2.20%	2.20%	1.14%				0.84%	
% Prisoner guilty, positive equivalents	0.97%	1.16%	2.17%	0.00%	0.00%	1.77%	0.00%	1.10%	0.00%				0.80%	
% Total prisoner fails	0.97%	1.16%	2.17%	0.00%	1.10%	2.65%	2.20%	3.30%	1.14%				1.63%	
% No test without valid reason	0.00%	0.00%	0.00%	0.00%	0.00%	0.00%	0.00%	0.00%	6.82%				0.76%	
Random General Benchmark 3.50%	3.50%	3.50%	3.50%	3.50%	3.50%	3.50%	3.50%	3.50%	3.50%				YTD	
% Failures for SDO	0.97%	1.16%	2.17%	0.00%	1.10%	2.65%	2.20%	3.30%	7.95%				2.30%	

Hopkins - Drugs Identified Through Testing by Drug Type – Monthly & 2018-2019

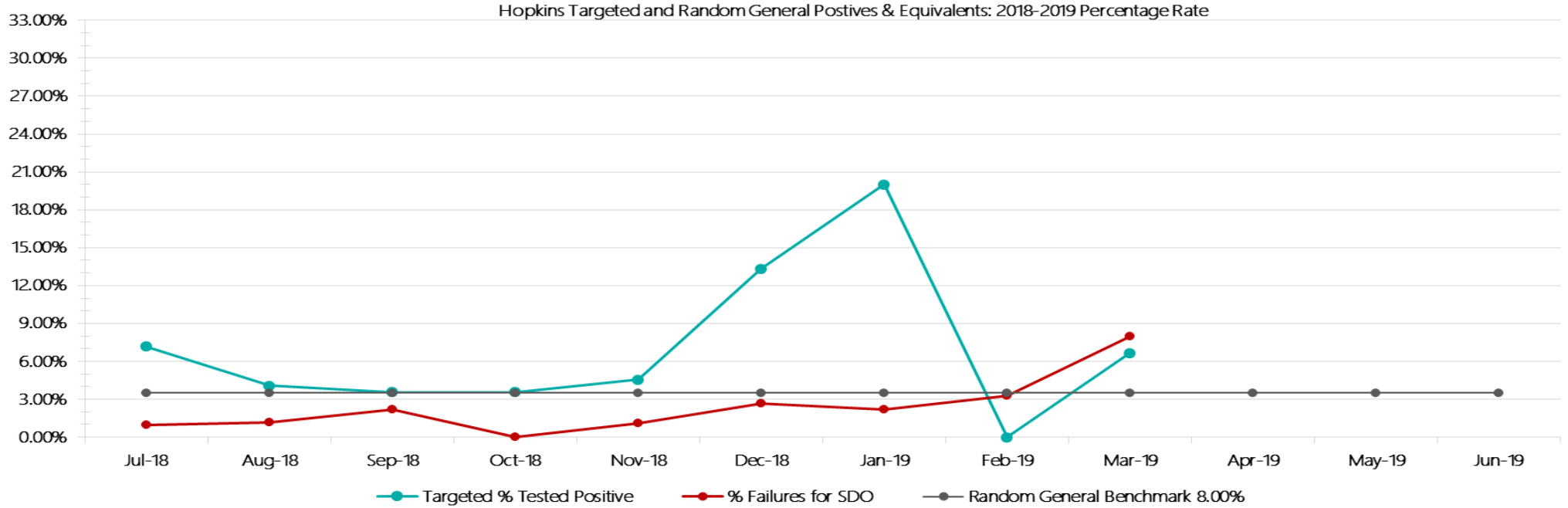
Hopkins	Amphetamines	Cocaine	Opiates	Benzodiazepines	Cannabinoids	Ethanol**	Methadone	ADP*	APS*	Steroids**	Buprenorphine	NOA*	Total
Jul-18	0	0	0	0	0	0	0	0	0	0	3	0	3
Aug-18	0	0	0	0	0	0	1	0	0	0	5	0	6
Sep-18	1	0	0	0	0	0	0	0	0	0	0	0	1
Oct-18	0	0	0	0	0	0	0	0	0	0	4	0	4
Nov-18	0	0	0	0	0	0	0	0	0	0	3	0	3
Dec-18	0	0	0	0	0	0	0	0	0	0	3	0	3
Jan-19	0	0	0	0	0	0	0	0	0	0	5	0	5
Feb-19	0	0	0	0	0	0	0	0	0	0	2	0	2
Mar-19	0	0	0	0	0	0	0	0	0	0	3	0	3
Apr-19													
May-19													
Jun-19													
Hopkins YTD	1	0	0	0	0	0	1	0	0	0	28	0	30
<i>All Prisons YTD</i>	<i>293</i>	<i>1</i>	<i>59</i>	<i>52</i>	<i>30</i>	<i>5</i>	<i>40</i>	<i>32</i>	<i>23</i>	<i>0</i>	<i>1338</i>	<i>3</i>	<i>1876</i>
<i>HCC % of Total</i>	<i>0.34%</i>	<i>0.00%</i>	<i>0.00%</i>	<i>0.00%</i>	<i>0.00%</i>	<i>0.00%</i>	<i>2.50%</i>	<i>0.00%</i>	<i>0.00%</i>	<i>0.00%</i>	<i>2.09%</i>	<i>0.00%</i>	<i>1.60%</i>

Hopkins Seizures of Contraband: Visitors & Prisoners – Monthly & 2018-2019

Visitors	GVM		Powder & Crystal		Synthetic (Suspected)		Prescription Medication		Buprenorphine		Alcohol & Home Brew		Syringes & Needles		Smoking Paraphernalia		Edged Weapons		Electronic Devices		Tools		Other	
	Finds	Gms	Finds	Gms	Finds	Gms	Finds	Qty	Finds	Qty	Finds	Ltrs	Finds	Qty	Finds	Qty	Finds	Qty	Finds	Qty	Finds	Qty	Finds	Qty
Hopkins																								
Jul-18	0	0.00	2	0.40	0	0.00	2	21.00	0	0.00	0	0.000	1	5	0	0	0	0	0	0	0	0	9	159
Aug-18	1	1.00	1	1.50	0	0.00	0	0.00	0	0.00	0	0.000	0	0	0	0	0	0	0	0	0	0	0	0
Sep-18	0	0.00	0	0.00	0	0.00	0	0.00	0	0.00	0	0.000	0	0	0	0	0	0	0	0	0	0	0	0
Oct-18	0	0.00	0	0.00	0	0.00	0	0.00	0	0.00	0	0.000	0	0	0	0	0	0	0	0	0	0	0	0
Nov-18	0	0.00	0	0.00	0	0.00	0	0.00	0	0.00	0	0.000	0	0	0	0	0	0	0	0	0	0	0	0
Dec-18	0	0.00	0	0.00	0	0.00	0	0.00	0	0.00	0	0.000	0	0	0	0	0	0	0	0	0	0	0	0
Jan-19	0	0.00	0	0.00	0	0.00	0	0.00	0	0.00	0	0.000	0	0	0	0	0	0	0	0	0	0	0	0
Feb-19	0	0.00	0	0.00	0	0.00	0	0.00	0	0.00	0	0.000	0	0	0	0	0	0	0	0	0	0	0	0
Mar-19	0	0.00	0	0.00	0	0.00	0	0.00	0	0.00	0	0.000	0	0	1	1	0	0	0	0	1	1	0	0
Apr-19																								
May-19																								
Jun-19																								
Total	1	1.00	3	1.90	0	0.00	2	21.00	0	0.00	0	0.000	1	5	1	1	0	0	0	0	1	1	9	159

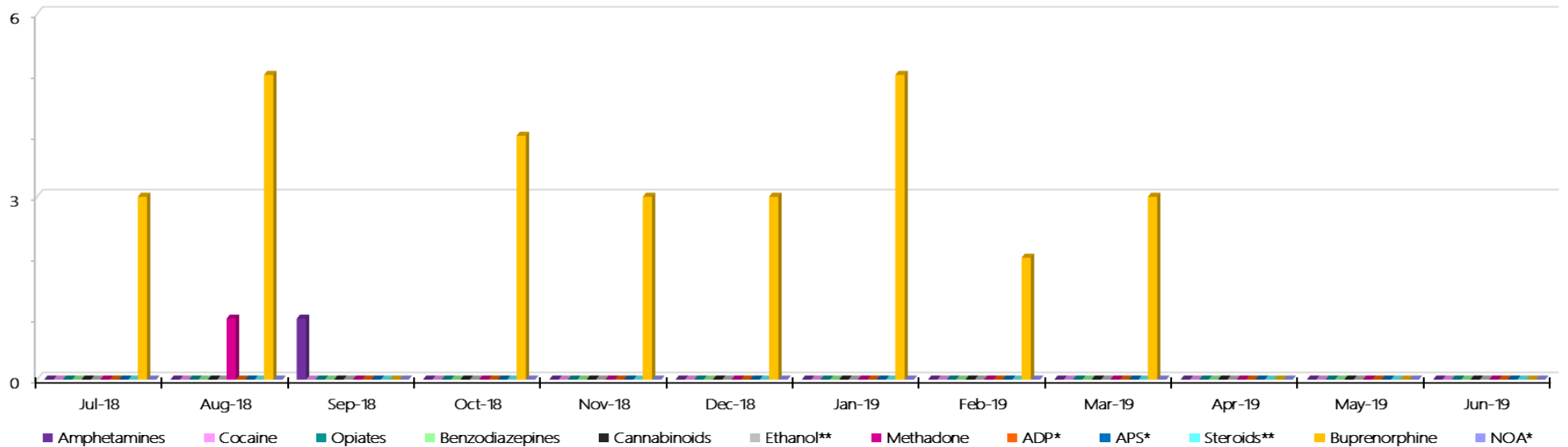
Prisoners	GVM		Powder & Crystal		Synthetic (Suspected)		Prescription Medication		Buprenorphine		Alcohol & Home Brew		Syringes & Needles		Smoking Paraphernalia		Edged Weapons		Electronic Devices		Tools		Other	
	Finds	Gms	Finds	Gms	Finds	Gms	Finds	Qty	Finds	Qty	Finds	Ltrs	Finds	Qty	Finds	Qty	Finds	Qty	Finds	Qty	Finds	Qty	Finds	Qty
Hopkins																								
Jul-18	0	0.00	3	1.40	0	0.00	0	0.00	0	0.00	0	0.000	2	2	1	2	2	2	0	0	0	0	6	34
Aug-18	0	0.00	0	0.00	0	0.00	2	8.00	0	0.00	1	1.000	1	1	1	1	1	1	1	3	0	0	6	16
Sep-18	0	0.00	1	0.08	0	0.00	6	14.00	1	0.30	1	4.000	2	2	2	2	3	3	1	1	1	1	0	0
Oct-18	0	0.00	0	0.00	0	0.00	2	2.00	0	0.00	1	0.750	1	1	5	8	6	8	0	0	0	0	1	1
Nov-18	0	0.00	3	6.11	0	0.00	3	7.00	1	1.00	0	0.000	1	1	2	2	4	4	2	2	1	3	2	3
Dec-18	2	4.00	1	1.00	0	0.00	4	3.75	1	0.50	1	1.500	1	1	3	8	1	2	0	0	1	1	7	7
Jan-19	2	2.00	0	0.00	0	0.00	3	3.50	1	0.50	0	0.000	0	0	3	3	3	3	0	0	2	2	3	3
Feb-19	2	0.20	1	0.20	0	0.00	1	1.00	3	6.00	0	0.000	1	1	2	2	4	4	0	0	1	1	2	100
Mar-19	2	3.00	0	0.00	0	0.00	2	2.00	2	0.40	0	0.000	0	0	3	3	1	1	0	0	0	0	4	5
Apr-19																								
May-19																								
Jun-19																								
Total	8	9.20	9	8.79	0	0.00	23	41.25	9	8.70	4	7.250	9	9	22	31	25	28	4	6	6	8	31	169

Hopkins Targeted and Random General Drug Test Positives & Equivalents - 2018-2019



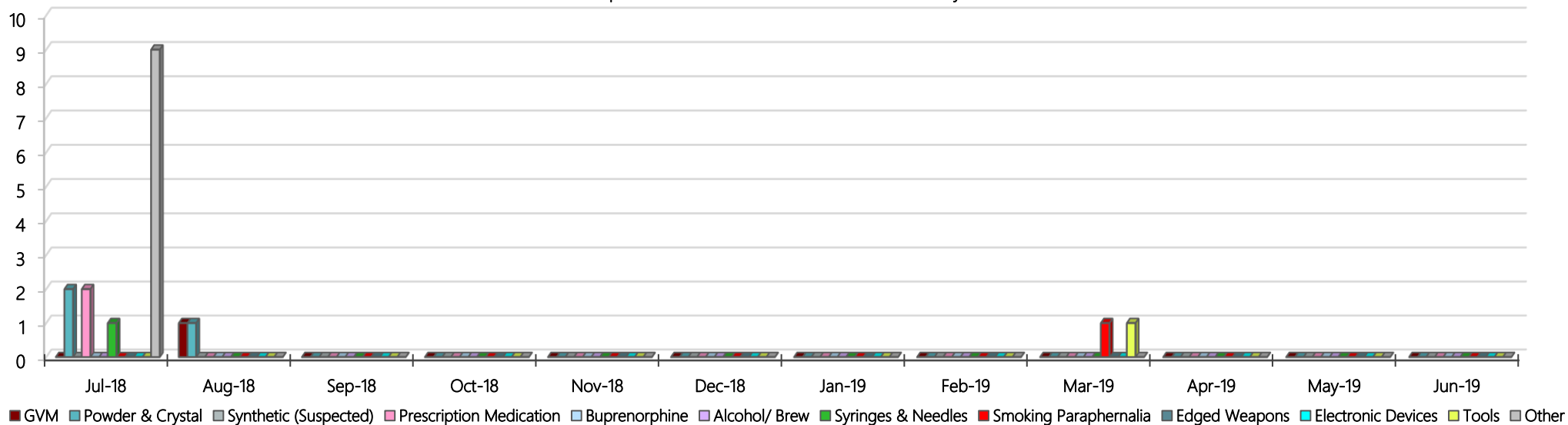
Hopkins Positive Test Results by Drug Type - 2018-2019

Hopkins Positive Test Results By Drug Type: 2018-2019



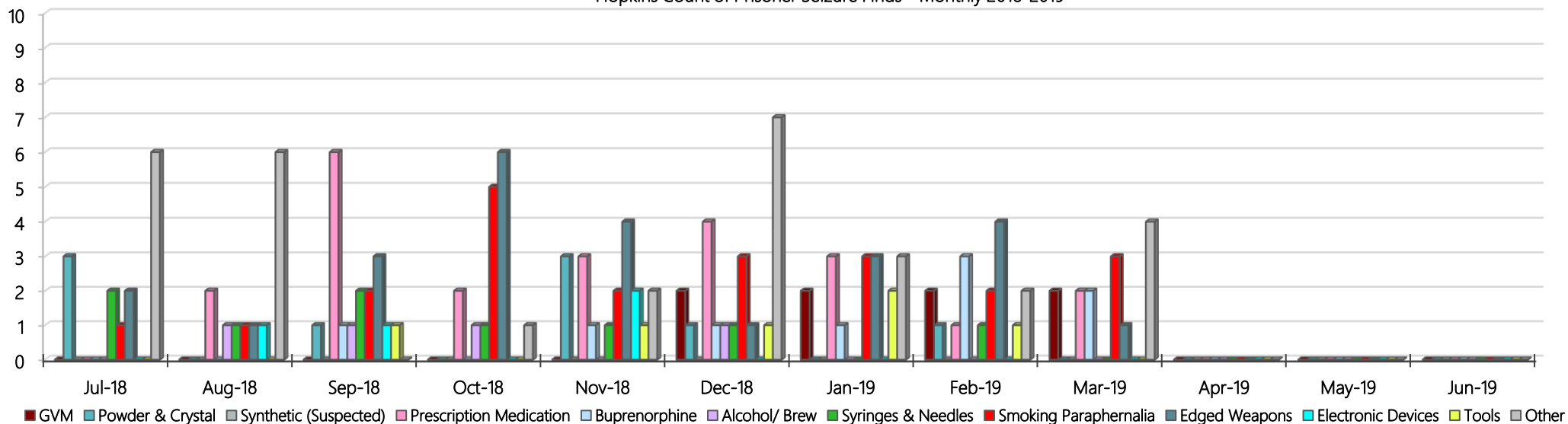
Hopkins Count of Visitor Seizure Finds – Monthly 2018-2019

Hopkins Count of Visitor Seizure Finds - Monthly 2018-2019



Hopkins Count of Prisoner Seizure Finds – Monthly 2018-2019

Hopkins Count of Prisoner Seizure Finds - Monthly 2018-2019



Karreenga (annex of Marngoneet)

Targeted and Random General Drug Test Results: 2018-2019

Karreenga	Jul-18	Aug-18	Sep-18	Oct-18	Nov-18	Dec-18	Jan-19	Feb-19	Mar-19	Apr-19	May-19	Jun-19	Average	Total
Effective Sample - Targeted	13	20	27	24	67	55	43	27	16				32	292
Targeted Positives	0	0	1	3	3	10	4	3	2				3	26
Refusal	0	0	0	0	1	0	1	1	1				0	4
Unable	0	0	0	1	0	1	0	0	0				0	2
Interfered	0	0	0	0	0	0	0	0	0				0	0
Adulterated	0	0	0	0	0	0	0	0	0				0	0
Targeted % Tested Positive	0.00%	0.00%	3.70%	16.67%	5.97%	20.00%	11.63%	14.81%	18.75%				10.96%	10.96%
Awaiting / Pending Results	0	0	0	0	0	0	0	0	0				0	0
Targeted Residual	0	0	0	0	0	0	0	0	0				0	0
Random tests collected	44	35	34	41	35	42	36	35	35				37	337
Tested Positive	0	1	0	1	1	3	1	1	3				1	11
Refusal (guilty)	0	0	0	0	0	0	0	0	1				0	1
Unable (not guilty)	0	0	0	0	0	0	0	0	0				0	0
Unable (guilty)	1	1	0	3	1	1	0	1	0				1	8
Interfered (guilty)	0	0	0	0	0	0	0	0	0				0	0
No test (valid reason)	0	0	2	1	0	2	0	0	0				1	5
No test (no valid reason)	0	0	0	0	0	0	0	0	0				0	0
Adulterated	0	0	0	0	0	0	0	0	0				0	0
Awaiting / Pending Results	0	0	0	0	0	0	0	0	0				0	0
Random Residual (PIMS URAR030)	0	0	0	0	0	2	0	0	1					3
Effective Sample - Random General	45	36	34	44	36	43	36	36	36				38	346
% Tested positive	0.00%	2.78%	0.00%	2.27%	2.78%	6.98%	2.78%	2.78%	8.33%				3.19%	
% Prisoner guilty, positive equivalents	2.22%	2.78%	0.00%	6.82%	2.78%	2.33%	0.00%	2.78%	2.78%				2.50%	
% Total prisoner fails	2.22%	5.56%	0.00%	9.09%	5.56%	9.30%	2.78%	5.56%	11.11%				5.69%	
% No test without valid reason	0.00%	0.00%	0.00%	0.00%	0.00%	0.00%	0.00%	0.00%	0.00%				0.00%	
Random General Benchmark 3.50%	3.50%	3.50%	3.50%	3.50%	3.50%	3.50%	3.50%	3.50%	3.50%				YTD	
% Failures for SDO	2.22%	5.56%	0.00%	9.09%	5.56%	9.30%	2.78%	5.56%	11.11%				5.78%	

Karreenga - Drugs Identified Through Testing by Drug Type – Monthly & 2018-2019

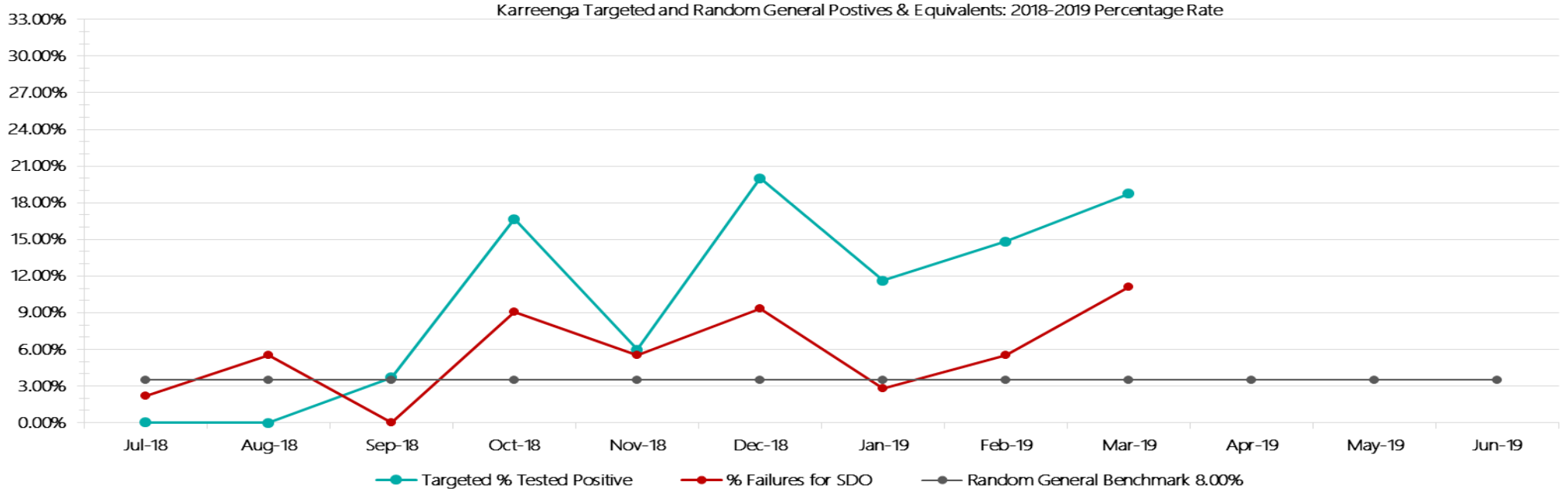
Karreenga	Amphetamines	Cocaine	Opiates	Benzodiazepines	Cannabinoids	Ethanol**	Methadone	ADP*	APS*	Steroids**	Buprenorphine	NOA*	Total
Jul-18	0	0	0	0	0	0	0	0	0	0	0	0	0
Aug-18	0	0	0	1	0	0	0	0	0	0	1	0	2
Sep-18	0	0	1	0	0	0	0	0	0	0	2	0	3
Oct-18	0	0	0	0	0	0	1	0	0	0	3	0	4
Nov-18	0	0	0	0	0	1	0	0	0	0	3	0	4
Dec-18	0	0	0	0	0	2	0	0	0	0	14	0	16
Jan-19	0	0	0	0	0	0	0	0	0	0	10	0	10
Feb-19	0	0	0	0	0	0	0	0	0	0	6	0	6
Mar-19	0	0	0	0	0	0	0	0	0	0	7	0	7
Apr-19													
May-19													
Jun-19													
Karreenga YTD	0	0	1	1	0	3	1	0	0	0	46	0	52
<i>All Prisons YTD</i>	<i>293</i>	<i>1</i>	<i>59</i>	<i>52</i>	<i>30</i>	<i>5</i>	<i>40</i>	<i>32</i>	<i>23</i>	<i>0</i>	<i>1338</i>	<i>3</i>	<i>1876</i>
<i>Karreenga % of Total</i>	<i>0.00%</i>	<i>0.00%</i>	<i>1.69%</i>	<i>1.92%</i>	<i>0.00%</i>	<i>60.00%</i>	<i>2.50%</i>	<i>0.00%</i>	<i>0.00%</i>	<i>0.00%</i>	<i>3.44%</i>	<i>0.00%</i>	<i>2.77%</i>

Karreenga Seizures of Contraband: Visitors & Prisoners – Monthly & 2018-2019

Visitors	GVM		Powder & Crystal		Synthetic (Suspected)		Prescription Medication		Buprenorphine		Alcohol & Home Brew		Syringes & Needles		Smoking Paraphernalia		Edged Weapons		Electronic Devices		Tools		Other	
	Finds	Gms	Finds	Gms	Finds	Gms	Finds	Qty	Finds	Qty	Finds	Ltrs	Finds	Qty	Finds	Qty	Finds	Qty	Finds	Qty	Finds	Qty	Finds	Qty
Karreenga																								
Jul-18	0	0.00	0	0.00	0	0.00	0	0.00	0	0.00	0	0.000	0	0	0	0	0	0	0	0	0	0	0	0
Aug-18	0	0.00	0	0.00	0	0.00	0	0.00	0	0.00	0	0.000	0	0	0	0	0	0	0	0	0	0	0	0
Sep-18	0	0.00	0	0.00	0	0.00	0	0.00	0	0.00	0	0.000	0	0	0	0	0	0	0	0	0	0	0	0
Oct-18	0	0.00	0	0.00	0	0.00	0	0.00	0	0.00	0	0.000	0	0	1	1	0	0	0	0	0	0	0	0
Nov-18	0	0.00	0	0.00	0	0.00	0	0.00	0	0.00	0	0.000	0	0	0	0	0	0	0	0	0	0	0	0
Dec-18	0	0.00	0	0.00	0	0.00	0	0.00	0	0.00	0	0.000	0	0	0	0	0	0	0	0	0	0	0	0
Jan-19	0	0.00	0	0.00	0	0.00	0	0.00	0	0.00	0	0.000	0	0	0	0	0	0	0	0	0	0	0	0
Feb-19	0	0.00	0	0.00	0	0.00	0	0.00	0	0.00	0	0.000	0	0	0	0	0	0	0	0	0	0	0	0
Mar-19	0	0.00	0	0.00	0	0.00	0	0.00	0	0.00	0	0.000	0	0	0	0	0	0	0	0	0	0	0	0
Apr-19																								
May-19																								
Jun-19																								
Total	0	0.00	0	0.00	0	0.00	0	0.00	0	0.00	0	0.000	0	0	1	1	0	0	0	0	0	0	0	0

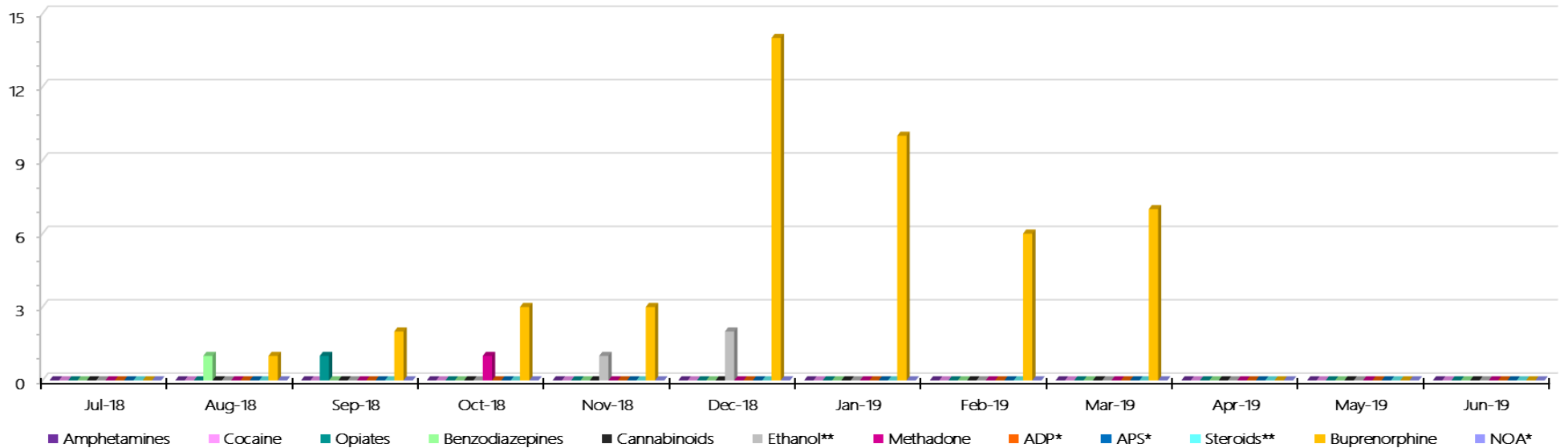
Prisoners	GVM		Powder & Crystal		Synthetic (Suspected)		Prescription Medication		Buprenorphine		Alcohol & Home Brew		Syringes & Needles		Smoking Paraphernalia		Edged Weapons		Electronic Devices		Tools		Other	
	Finds	Gms	Finds	Gms	Finds	Gms	Finds	Qty	Finds	Qty	Finds	Ltrs	Finds	Qty	Finds	Qty	Finds	Qty	Finds	Qty	Finds	Qty	Finds	Qty
Karreenga																								
Jul-18	0	0.00	0	0.00	0	0.00	6	175.50	0	0.00	0	0.000	0	0	1	1	1	1	1	10	0	0	1	10
Aug-18	0	0.00	0	0.00	0	0.00	1	1.00	0	0.00	0	0.000	0	0	2	4	1	1	1	1	0	0	3	3
Sep-18	0	0.00	0	0.00	0	0.00	1	2.00	2	6.90	0	0.000	0	0	2	3	2	2	0	0	0	0	3	7
Oct-18	0	0.00	0	0.00	0	0.00	4	25.00	2	0.40	0	0.000	0	0	1	1	1	1	0	0	0	0	0	0
Nov-18	0	0.00	0	0.00	0	0.00	5	8.00	1	0.10	0	0.000	0	0	3	11	1	1	0	0	3	3	4	4
Dec-18	0	0.00	0	0.00	0	0.00	2	5.50	0	0.00	1	2.000	0	0	1	2	0	0	0	0	0	0	3	3
Jan-19	0	0.00	0	0.00	0	0.00	0	0.00	0	0.00	1	11.250	3	3	2	5	1	1	0	0	0	0	4	9
Feb-19	0	0.00	0	0.00	0	0.00	0	0.00	1	0.10	0	0.000	1	1	0	0	2	2	0	0	0	0	1	1
Mar-19	0	0.00	0	0.00	0	0.00	5	4.60	1	0.10	2	10.000	3	5	4	20	2	6	0	0	1	1	1	1
Apr-19																								
May-19																								
Jun-19																								
Total	0	0.00	0	0.00	0	0.00	24	221.60	7	7.60	4	23.250	7	9	16	47	11	15	2	11	4	4	20	38

Karreenga Targeted and Random General Drug Test Positives & Equivalents - 2018-2019



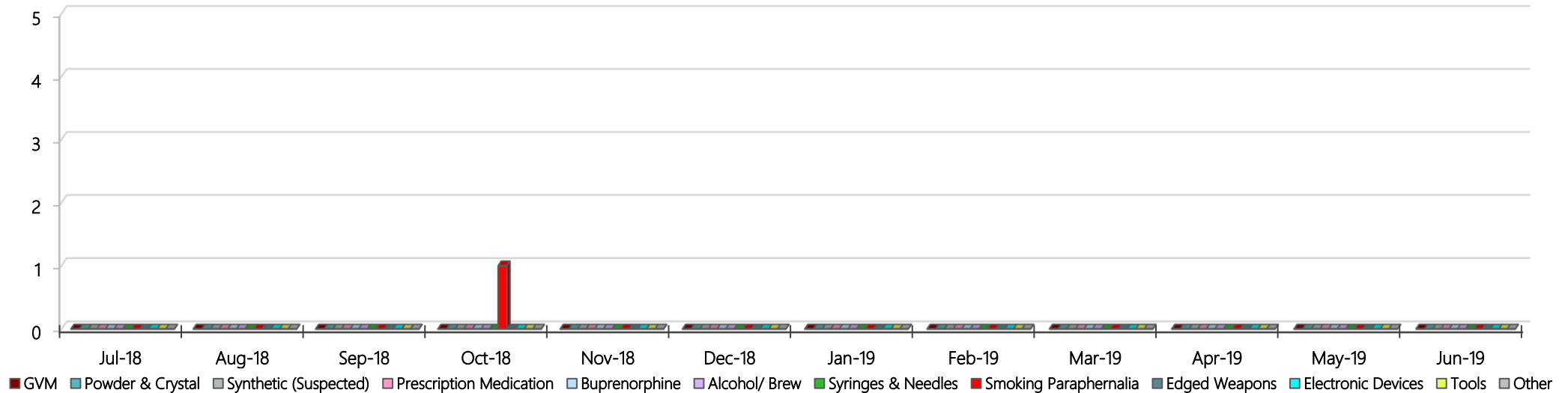
Karreenga Positive Test Results by Drug Type - 2018-2019

Karreenga Positive Test Results By Drug Type: 2018-2019



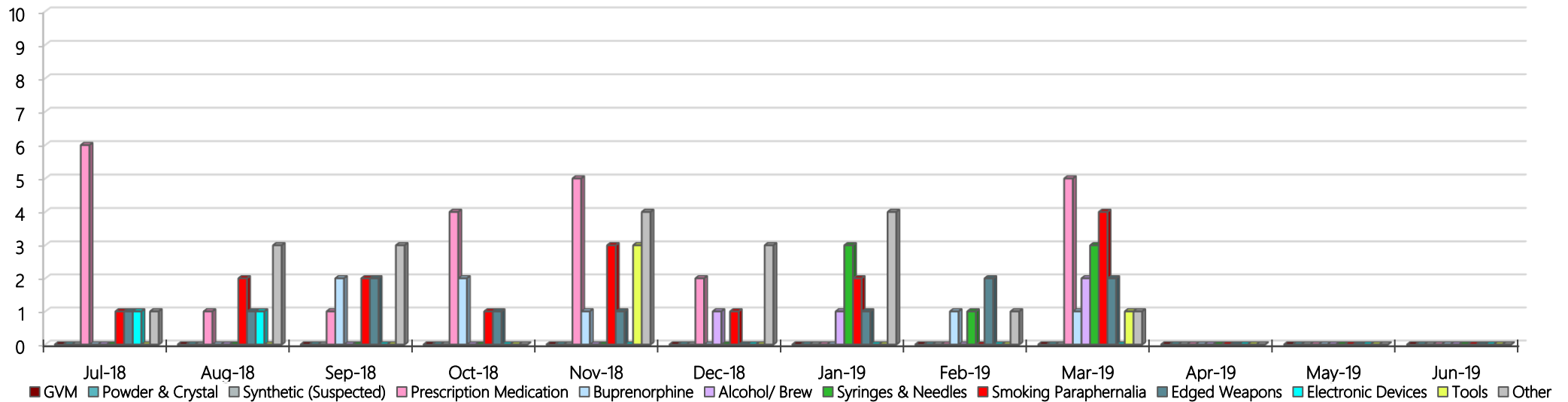
Karreenga Count of Visitor Seizure Finds – Monthly 2018-2019

Karreenga Count of Visitor Seizure Finds - Monthly 2018-2019



Karreenga Count of Prisoner Seizure Finds – Monthly 2018-2019

Karreenga Count of Prisoner Seizure Finds - Monthly 2018-2019



Marngoneet Correctional Centre

Targeted and Random General Drug Test Results: 2018-2019

Marngoneet	Jul-18	Aug-18	Sep-18	Oct-18	Nov-18	Dec-18	Jan-19	Feb-19	Mar-19	Apr-19	May-19	Jun-19	Average	Totals
Effective Sample - Targeted	75	78	66	91	52	76	68	47	63				68	616
Targeted Positives	7	7	13	10	8	13	14	9	8				10	89
Refusal	0	0	1	1	0	0	0	0	0				0	2
Unable	3	2	0	5	1	3	2	2	1				2	19
Interfered	0	0	0	0	0	0	0	0	0				0	0
Adulterated	0	0	0	0	0	0	0	0	0				0	0
Targeted % Tested Positive	13.33%	11.54%	21.21%	17.58%	17.31%	21.05%	23.53%	23.40%	14.29%				17.86%	17.86%
Awaiting / Pending Results	0	0	0	0	0	0	0	0	1				0	1
Targeted Residual	1	1	1	3	0	0	0	0	2				1	8
Random tests collected	79	64	64	69	60	74	60	61	56				65	587
Tested Positive	6	3	2	6	3	4	5	7	5				5	41
Refusal (guilty)	1	0	0	0	0	0	0	0	0				0	1
Unable (not guilty)	0	1	0	0	0	0	0	0	0				0	1
Unable (guilty)	1	1	1	4	1	5	1	1	4				2	19
Interfered (guilty)	0	0	0	0	0	0	0	0	0				0	0
No test (valid reason)	3	0	0	7	2	0	3	2	3				2	20
No test (no valid reason)	0	0	0	0	0	0	0	0	0				0	0
Adulterated	0	0	0	0	0	0	0	0	0				0	0
Awaiting / Pending Results	0	0	0	0	0	0	0	0	0				0	0
Random Residual (PIMS URAR030)	0	0	0	0	0	0	0	1	0					1
Effective Sample - Random General	81	65	65	73	61	79	61	62	60				67	607
% Tested positive	7.41%	4.62%	3.08%	8.22%	4.92%	5.06%	8.20%	11.29%	8.33%				6.79%	
% Prisoner guilty, positive equivalents	2.47%	1.54%	1.54%	5.48%	1.64%	6.33%	1.64%	1.61%	6.67%				3.21%	
% Total prisoner fails	9.88%	6.15%	4.62%	13.70%	6.56%	11.39%	9.84%	12.90%	15.00%				10.00%	
% No test without valid reason	0.00%	0.00%	0.00%	0.00%	0.00%	0.00%	0.00%	0.00%	0.00%				0.00%	
Random General Benchmark 6.50%	6.50%	6.50%	6.50%	6.50%	6.50%	6.50%	6.50%	6.50%	6.50%	6.50%	6.50%	6.50%	YTD	
% Failures for SDO	9.88%	6.15%	4.62%	13.70%	6.56%	11.39%	9.84%	12.90%	15.00%				10.05%	

Marngoneet - Drugs Identified Through Testing by Drug Type – Monthly & 2018-2019

Marngoneet	Amphetamines	Cocaine	Opiates	Benzodiazepines	Cannabinoids	Ethanol**	Methadone	ADP*	APS*	Steroids**	Buprenorphine	NOA*	Total
Jul-18	1	0	0	0	0	0	0	0	0	0	14	0	15
Aug-18	1	0	0	0	1	0	0	0	0	0	14	0	16
Sep-18	0	0	0	0	0	0	0	0	0	0	23	0	23
Oct-18	0	0	0	0	0	0	0	0	0	0	19	0	19
Nov-18	0	0	0	0	2	2	0	0	0	0	11	0	15
Dec-18	1	0	0	1	0	0	0	0	0	0	26	0	28
Jan-19	0	0	0	1	0	0	0	0	0	0	24	0	25
Feb-19	3	0	0	0	1	0	0	0	0	0	20	0	24
Mar-19	0	0	1	0	0	0	0	0	0	0	22	0	23
Apr-19													
May-19													
Jun-19													
Marngoneet YTD	6	0	1	2	4	2	0	0	0	0	173	0	188
<i>All Prisons YTD</i>	<i>293</i>	<i>1</i>	<i>59</i>	<i>52</i>	<i>30</i>	<i>5</i>	<i>40</i>	<i>32</i>	<i>23</i>	<i>0</i>	<i>1338</i>	<i>3</i>	<i>1876</i>
<i>Marngoneet % of Total</i>	<i>2.05%</i>	<i>0.00%</i>	<i>1.69%</i>	<i>3.85%</i>	<i>13.33%</i>	<i>40.00%</i>	<i>0.00%</i>	<i>0.00%</i>	<i>0.00%</i>	<i>0.00%</i>	<i>12.93%</i>	<i>0.00%</i>	<i>10.02%</i>

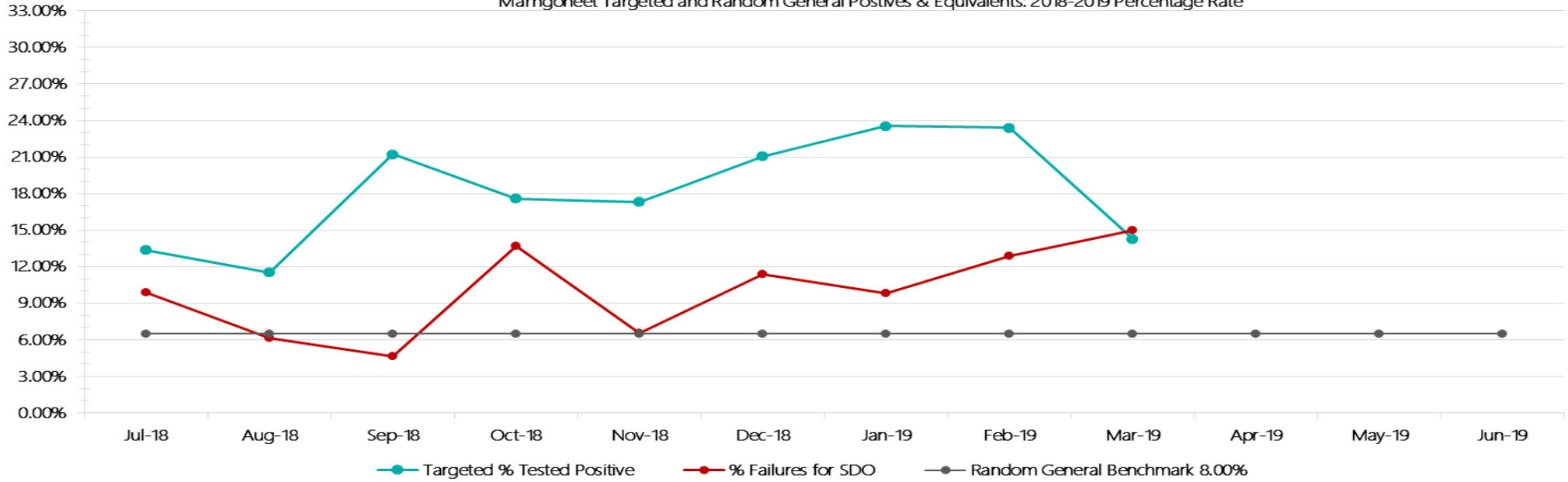
Marngoneet Seizures of Contraband: Visitors & Prisoners – Monthly & 2018-2019

Visitors	GVM		Powder & Crystal		Synthetic (Suspected)		Prescription Medication		Buprenorphine		Alcohol & Home Brew		Syringes & Needles		Smoking Paraphernalia		Edged Weapons		Electronic Devices		Tools		Other		
	MCC	Finds	Gms	Finds	Gms	Finds	Gms	Finds	Qty	Finds	Qty	Finds	Ltrs	Finds	Qty	Finds	Qty	Finds	Qty	Finds	Qty	Finds	Qty	Finds	Qty
Jul-18	0	0.00	0	0.00	0	0.00	0	0.00	0	0.00	0	0.000	1	1	0	0	0	0	0	0	0	0	0	0	0
Aug-18	0	0.00	0	0.00	0	0.00	0	0.00	0	0.00	0	0.000	0	0	0	0	0	0	0	0	0	0	0	0	0
Sep-18	0	0.00	0	0.00	0	0.00	0	0.00	0	0.00	0	0.000	0	0	0	0	0	0	1	2	0	0	0	0	0
Oct-18	1	10.00	0	0.00	0	0.00	1	5.00	0	0.00	0	0.000	0	0	1	2	0	0	0	0	0	0	1	1	1
Nov-18	0	0.00	0	0.00	0	0.00	0	0.00	0	0.00	0	0.000	0	0	1	2	0	0	0	0	0	0	0	0	0
Dec-18	0	0.00	0	0.00	0	0.00	0	0.00	1	70.00	0	0.000	0	0	0	0	0	0	0	0	0	0	0	0	0
Jan-19	0	0.00	0	0.00	0	0.00	0	0.00	0	0.00	0	0.000	0	0	0	0	0	0	0	0	0	0	0	0	0
Feb-19	0	0.00	0	0.00	0	0.00	0	0.00	0	0.00	0	0.000	0	0	0	0	0	0	0	0	0	0	0	0	0
Mar-19	0	0.00	0	0.00	0	0.00	0	0.00	0	0.00	0	0.000	0	0	1	4	0	0	0	0	0	0	0	0	0
Apr-19																									
May-19																									
Jun-19																									
Total	1	10.00	0	0.00	0	0.00	1	5.00	1	70.00	0	0.000	1	1	3	8	0	0	1	2	0	0	1	1	1

Prisoners	GVM		Powder & Crystal		Synthetic (Suspected)		Prescription Medication		Buprenorphine		Alcohol & Home Brew		Syringes & Needles		Smoking Paraphernalia		Edged Weapons		Electronic Devices		Tools		Other		
	MCC	Finds	Gms	Finds	Gms	Finds	Gms	Finds	Qty	Finds	Qty	Finds	Ltrs	Finds	Qty	Finds	Qty	Finds	Qty	Finds	Qty	Finds	Qty	Finds	Qty
Jul-18	0	0.00	2	0.31	0	0.00	17	30.75	6	9.50	5	16.300	2	2	2	16	5	7	3	3	0	0	2	3	3
Aug-18	1	0.59	0	0.00	1	2.00	10	26.00	8	4.15	3	24.500	0	0	3	10	5	5	1	4	1	1	6	8	8
Sep-18	1	5.00	0	0.00	0	0.00	5	5.50	6	6.20	0	0.000	0	0	1	1	3	3	0	0	0	0	7	7	7
Oct-18	0	0.00	1	0.49	0	0.00	4	10.00	13	22.70	3	8.000	0	0	1	3	3	3	0	0	0	0	6	6	6
Nov-18	0	0.00	1	0.20	0	0.00	3	2.50	3	194.00	0	0.000	2	2	4	7	2	5	1	1	0	0	7	7	7
Dec-18	0	0.00	0	0.00	0	0.00	3	3.50	7	62.70	2	7.000	0	0	5	5	1	1	0	0	0	0	4	4	4
Jan-19	0	0.00	0	0.00	0	0.00	2	1.00	8	6.50	1	2.000	0	0	2	3	4	4	0	0	1	1	4	4	4
Feb-19	0	0.00	1	2.50	0	0.00	3	11.00	6	16.20	1	12.000	1	1	1	1	0	0	0	0	2	2	6	18	18
Mar-19	0	0.00	0	0.00	1	2.00	10	10.10	7	41.70	4	42.000	1	1	4	9	4	4	0	0	0	0	8	12	12
Apr-19																									
May-19																									
Jun-19																									
Total	2	5.59	5	3.50	2	4.00	57	100.35	64	363.65	19	111	6	6	23	55	27	32	5	8	4	4	50	69	69

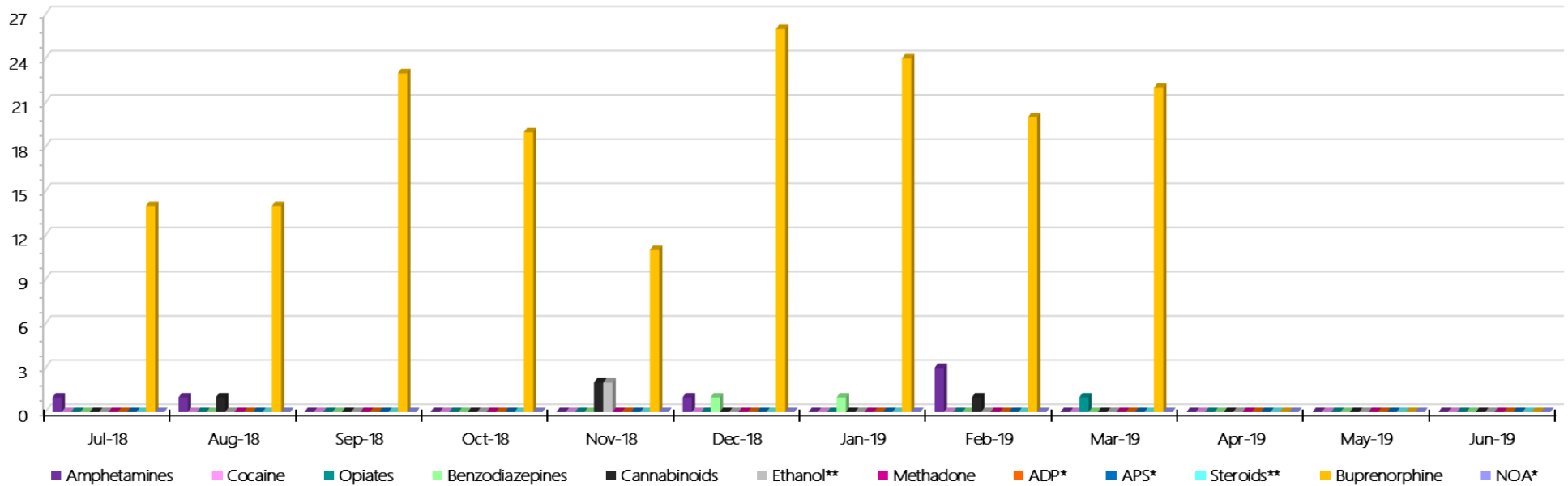
Marrgoneet Targeted and Random General Drug Test Positives & Equivalents - 2018-2019

Marrgoneet Targeted and Random General Postives & Equivalents: 2018-2019 Percentage Rate



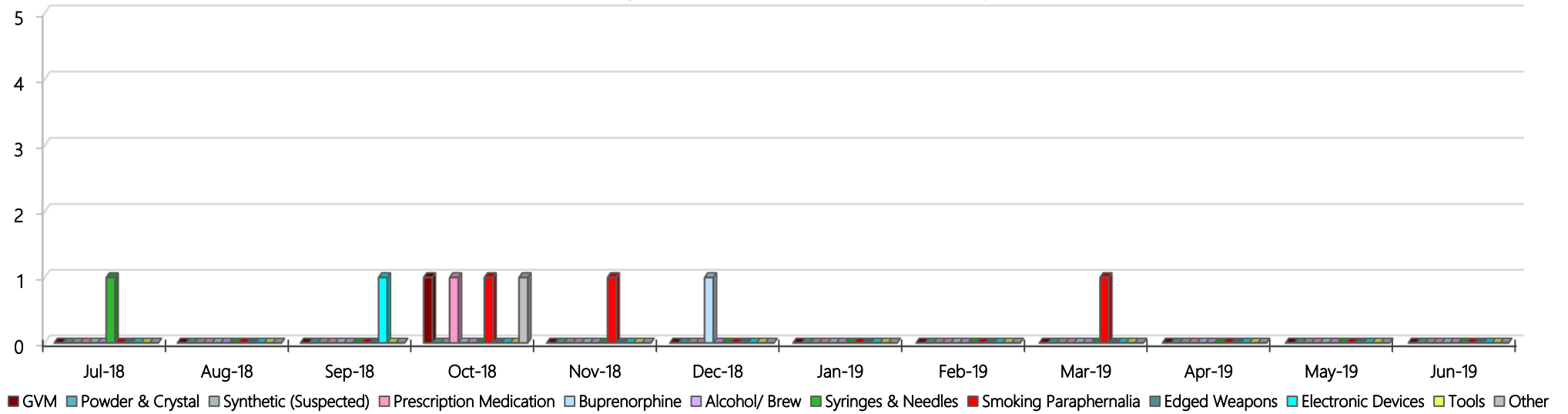
Marrgoneet Positive Test Results by Drug Type - 2018-2019

Marrgoneet Positive Test Results By Drug Type: 2018-2019



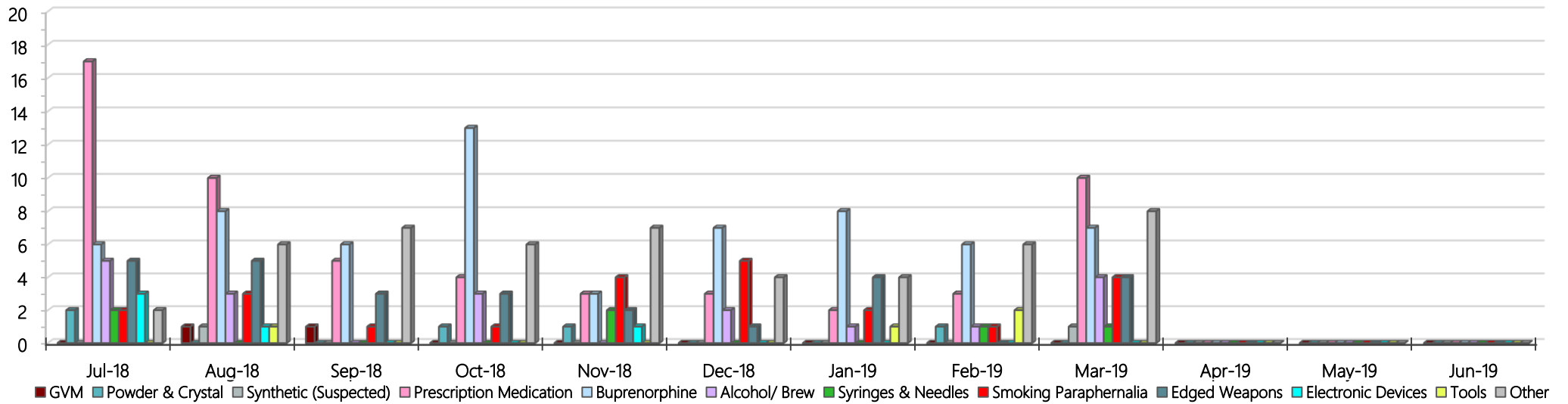
Marrngoneet Count of Visitor Seizures Finds – Monthly 2018-2019

Marrngoneet Count of Visitor Seizure Finds - Monthly 2018-2019



Marrngoneet Count of Prisoner Seizure Finds – Monthly 2018-2019

Marrngoneet Count of Prisoner Seizure Finds - Monthly 2018-2019



Loddon Prison

Targeted and Random General Drug Test Results: 2018-2019

Loddon	Jul-18	Aug-18	Sep-18	Oct-18	Nov-18	Dec-18	Jan-19	Feb-19	Mar-19	Apr-19	May-19	Jun-19	Average	Totals
Effective Sample - Targeted	59	60	62	85	62	79	61	51	65				65	584
Targeted Positives	4	6	7	4	4	5	5	8	4				5	47
Refusal	0	1	0	0	0	0	0	1	0				0	2
Unable	0	0	1	2	1	0	1	0	2				1	7
Interfered	0	0	0	0	0	0	0	0	0				0	0
Adulterated	0	0	0	0	0	1	0	0	0				0	1
Targeted % Tested Positive	6.78%	11.67%	12.90%	7.06%	8.06%	7.59%	9.84%	17.65%	9.23%				9.76%	9.76%
Awaiting / Pending Results	0	0	0	0	0	0	0	0	0				0	0
Targeted Residual	0	1	1	0	1	1	0	1	1				1	6
Random tests collected	61	50	47	64	53	64	49	52	49				54	489
Tested Positive	1	3	3	3	2	4	2	2	2				2	22
Refusal (guilty)	1	1	0	0	0	0	0	0	0				0	2
Unable (not guilty)	0	0	0	0	0	0	0	0	0				0	0
Unable (guilty)	0	0	2	1	0	1	0	0	0				0	4
Interfered (guilty)	0	0	0	0	0	0	0	0	0				0	0
No test (valid reason)	2	0	2	4	1	0	2	0	3				2	14
No test (no valid reason)	0	0	0	0	0	0	0	0	0				0	0
Adulterated	0	0	0	0	0	0	0	0	0				0	0
Awaiting / Pending Results	0	0	0	0	0	0	0	0	0				0	0
Random Residual (PIMS URAR030)	0	0	0	0	0	0	0	1	0					1
Effective Sample - Random General	62	51	49	65	53	65	49	52	49				55	495
% Tested positive	1.61%	5.88%	6.12%	4.62%	3.77%	6.15%	4.08%	3.85%	4.08%				4.46%	
% Prisoner guilty, positive equivalents	1.61%	1.96%	4.08%	1.54%	0.00%	1.54%	0.00%	0.00%	0.00%				1.19%	
% Total prisoner fails	3.23%	7.84%	10.20%	6.15%	3.77%	7.69%	4.08%	3.85%	4.08%				5.66%	
% No test without valid reason	0.00%	0.00%	0.00%	0.00%	0.00%	0.00%	0.00%	0.00%	0.00%				0.00%	
Random General Benchmark 5.00%	5.00%	5.00%	5.00%	5.00%	5.00%	5.00%	5.00%	5.00%	5.00%	5.00%	5.00%	5.00%	YTD	
% Failures for SDO	3.23%	7.84%	10.20%	6.15%	3.77%	7.69%	4.08%	3.85%	4.08%				5.66%	

Loddon - Drugs Identified Through Testing by Drug Type – Monthly & 2018-2019

Loddon	Amphetamines	Cocaine	Opiates	Benzodiazepines	Cannabinoids	Ethanol**	Methadone	ADP*	APS*	Steroids**	Buprenorphine	NOA*	Total
Jul-18	2	0	0	0	0	0	0	0	0	0	6	0	8
Aug-18	0	0	0	0	0	0	0	0	0	0	13	0	13
Sep-18	5	0	0	0	0	0	0	0	0	0	10	0	15
Oct-18	1	0	0	0	0	0	0	0	0	0	8	0	9
Nov-18	0	0	0	0	0	0	0	0	0	0	9	0	9
Dec-18	2	0	0	0	0	0	0	0	0	0	11	0	13
Jan-19	1	0	0	0	0	0	1	0	0	0	11	0	13
Feb-19	0	0	0	0	0	0	0	0	0	0	11	0	11
Mar-19	0	0	0	0	1	0	0	0	0	0	14	0	15
Apr-19													
May-19													
Jun-19													
Loddon YTD	11	0	0	0	1	0	1	0	0	0	93	0	106
All Prisons YTD	293	1	59	52	30	5	40	32	23	0	1338	3	1876
Loddon % of Total	3.75%	0.00%	0.00%	0.00%	3.33%	0.00%	2.50%	0.00%	0.00%	0.00%	6.95%	0.00%	5.65%

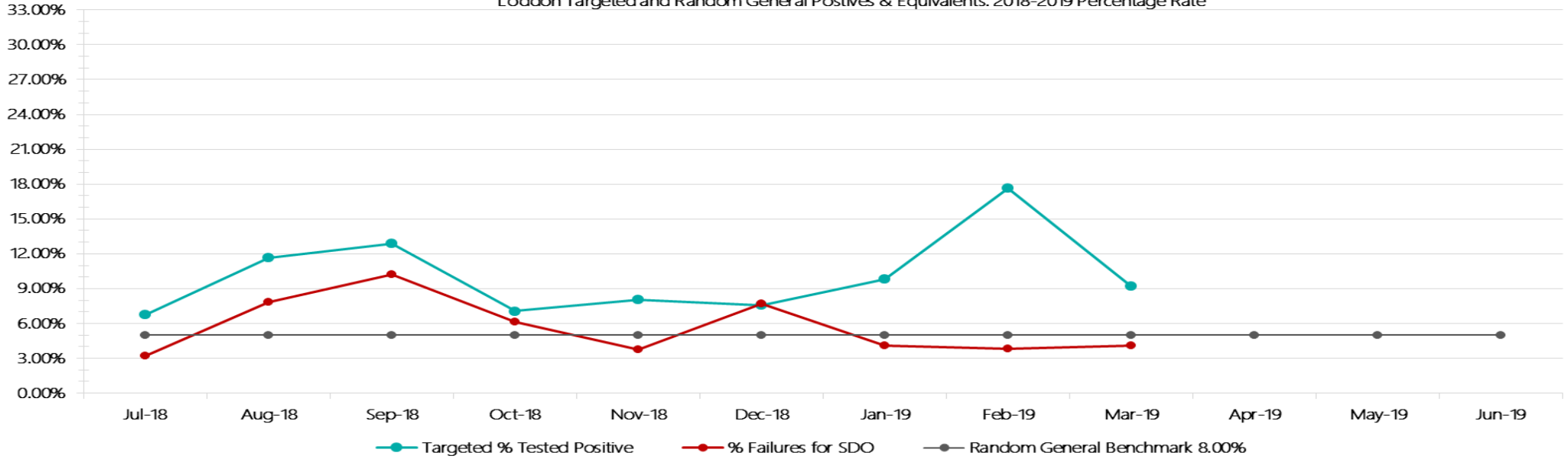
Loddon Seizures of Contraband: Visitors & Prisoners – Monthly & 2018-2019

Visitors	GVM		Powder & Crystal		Synthetic (Suspected)		Prescription Medication		Buprenorphine		Alcohol & Home Brew		Syringes & Needles		Smoking Paraphernalia		Edged Weapons		Electronic Devices		Tools		Other	
	Finds	Gms	Finds	Gms	Finds	Gms	Finds	Qty	Finds	Qty	Finds	Ltrs	Finds	Qty	Finds	Qty	Finds	Qty	Finds	Qty	Finds	Qty	Finds	Qty
Loddon																								
Jul-18	0	0.00	0	0.00	0	0.00	0	0.00	1	5.00	0	0.000	0	0	0	0	0	0	0	0	0	0	0	0
Aug-18	0	0.00	0	0.00	0	0.00	0	0.00	0	0.00	0	0.000	0	0	0	0	0	0	0	0	0	0	0	0
Sep-18	0	0.00	0	0.00	0	0.00	0	0.00	0	0.00	0	0.000	0	0	0	0	0	0	0	0	0	0	0	0
Oct-18	1	1.00	0	0.00	0	0.00	0	0.00	2	58.00	0	0.000	0	0	0	0	0	0	0	0	0	0	0	0
Nov-18	0	0.00	0	0.00	0	0.00	0	0.00	0	0.00	0	0.000	0	0	0	0	0	0	0	0	0	0	0	0
Dec-18	2	6.20	1	1.00	0	0.00	1	3.50	1	5.00	1	12.000	0	0	3	6	1	1	1	2	0	0	0	0
Jan-19	0	0.00	0	0.00	0	0.00	0	0.00	0	0.00	0	0.000	0	0	0	0	0	0	0	0	0	0	0	0
Feb-19	0	0.00	0	0.00	0	0.00	0	0.00	0	0.00	0	0.000	0	0	0	0	0	0	0	0	0	0	0	0
Mar-19	0	0.00	0	0.00	0	0.00	0	0.00	0	0.00	0	0.000	0	0	0	0	0	0	0	0	0	0	0	0
Apr-19																								
May-19																								
Jun-19																								
Total	3	7.20	1	1.00	0	0.00	1	3.50	4	68.00	1	12.000	0	0	3	6	1	1	1	2	0	0	0	0

Prisoners	GVM		Powder & Crystal		Synthetic (Suspected)		Prescription Medication		Buprenorphine		Alcohol & Home Brew		Syringes & Needles		Smoking Paraphernalia		Edged Weapons		Electronic Devices		Tools		Other	
	Finds	Gms	Finds	Gms	Finds	Gms	Finds	Qty	Finds	Qty	Finds	Ltrs	Finds	Qty	Finds	Qty	Finds	Qty	Finds	Qty	Finds	Qty	Finds	Qty
Loddon																								
Jul-18	0	0.00	0	0.00	0	0.00	0	0.00	1	0.20	1	4.500	0	0	3	5	4	4	1	1	0	0	2	3
Aug-18	0	0.00	2	0.20	0	0.00	2	53.50	1	0.10	0	0.000	1	1	4	9	2	2	0	0	4	5	10	22
Sep-18	0	0.00	0	0.00	0	0.00	0	0.00	4	1.70	1	7.500	1	1	1	1	0	0	2	4	7	7	0	0
Oct-18	0	0.00	0	0.00	0	0.00	4	7.50	1	0.10	1	1.250	2	2	3	3	2	2	2	3	0	0	0	0
Nov-18	0	0.00	0	0.00	0	0.00	0	0.00	4	48.70	0	0.000	0	0	1	1	0	0	0	0	0	0	1	1
Dec-18	1	2.20	0	0.00	0	0.00	1	0.50	1	0.10	1	2.000	0	0	1	1	0	0	0	0	0	0	0	0
Jan-19	0	0.00	0	0.00	0	0.00	0	0.00	7	7.60	3	20.000	0	0	3	6	1	1	0	0	3	3	0	0
Feb-19	0	0.00	1	0.50	0	0.00	1	0.50	8	12.80	2	5.500	0	0	0	0	3	3	2	2	0	0	1	1
Mar-19	0	0.00	0	0.00	0	0.00	0	0.00	7	0.00	3	3.750	0	0	10	50	5	6	1	1	3	8	0	0
Apr-19																								
May-19																								
Jun-19																								
Total	1	2.20	3	0.70	0	0.00	8	62.00	34	71.30	12	44.500	4	4	26	76	17	18	8	11	17	23	14	27

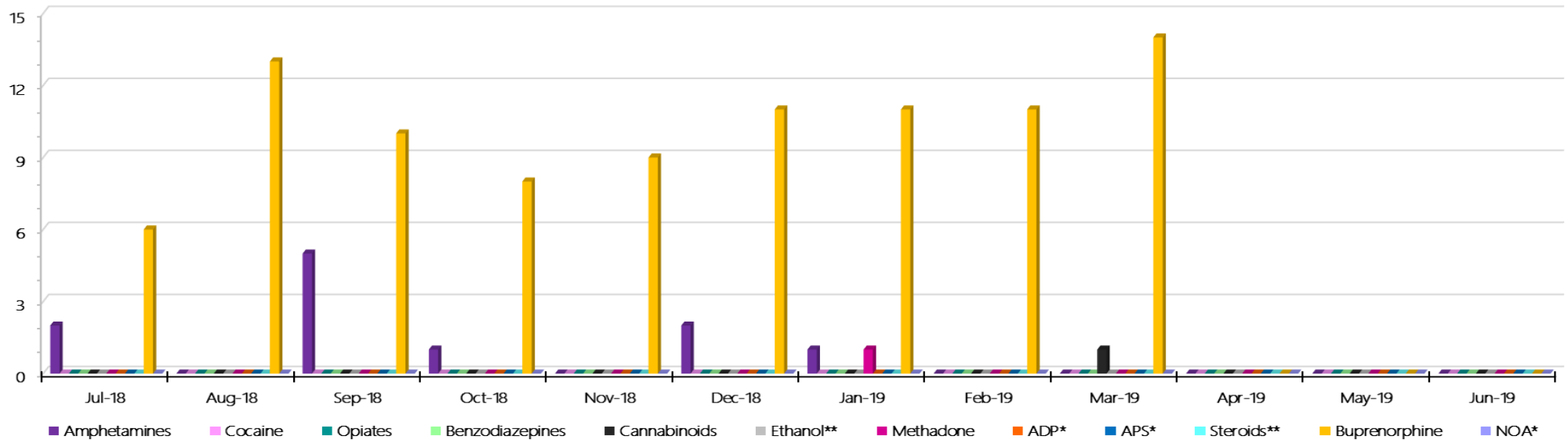
Loddon Targeted and Random General Drug Test Positives & Equivalents - 2018-2019

Loddon Targeted and Random General Postives & Equivalents: 2018-2019 Percentage Rate



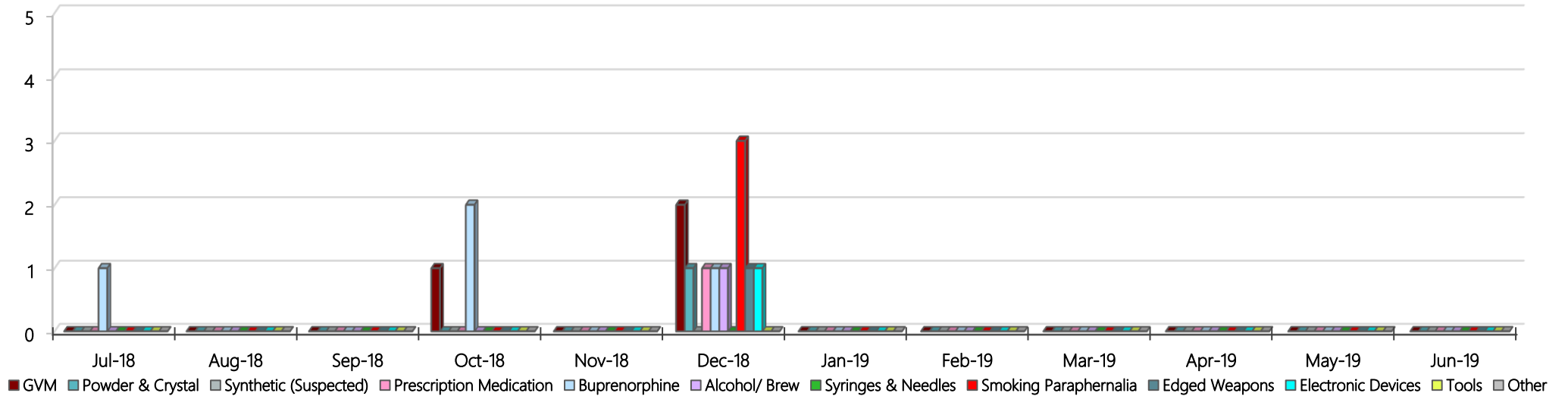
Loddon Positive Test Results by Drug Type - 2018-2019

Loddon Positive Test Results By Drug Type: 2018-2019



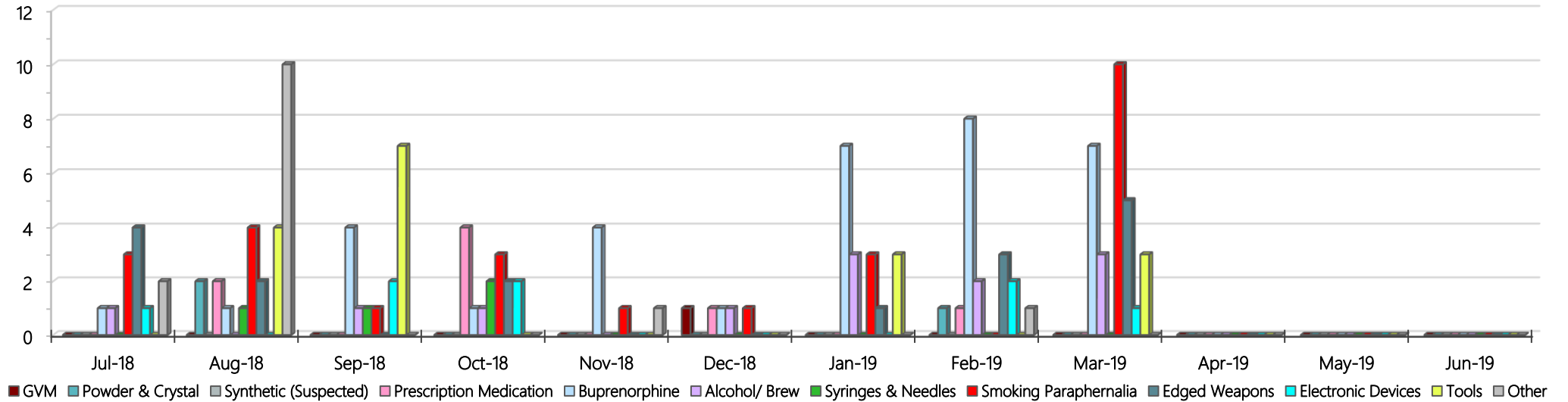
Loddon Count of Visitor Seizure Finds – Monthly 2018-2019

Loddon Count of Visitor Seizure Finds - Monthly 2018-2019



Loddon Count of Prisoner Seizure Finds – Monthly 2018-2019

Loddon Count of Prisoner Seizure Finds - Monthly 2018-2019



Middleton (annex of Loddon)

Targeted and Random General Drug Test Results: 2018-2019

Middleton	Jul-18	Aug-18	Sep-18	Oct-18	Nov-18	Dec-18	Jan-19	Feb-19	Mar-19	Apr-19	May-19	Jun-19	Average	Totals
Effective Sample - Targeted	30	32	52	54	51	44	49	22	41				42	375
Targeted Positives	1	0	4	0	0	3	0	0	3				1	11
Refusal	0	0	2	1	0	0	0	0	0				0	3
Unable	0	0	2	0	0	0	0	0	0				0	2
Interfered	0	0	0	0	0	0	0	0	0				0	0
Adulterated	0	0	0	0	0	0	0	0	0				0	0
Targeted % Tested Positive	3.33%	0.00%	15.38%	1.85%	0.00%	6.82%	0.00%	0.00%	7.32%				4.27%	4.27%
Awaiting / Pending Results	0	0	0	0	0	0	0	0	0				0	0
Targeted Residual	0	0	0	0	0	0	0	0	0				0	0
Random tests collected	37	27	28	36	32	40	30	31	30				32	291
Tested Positive	0	0	0	0	1	0	0	0	1				0	2
Refusal (guilty)	0	0	0	0	0	0	0	1	0				0	1
Unable (not guilty)	0	0	0	0	0	0	0	0	0				0	0
Unable (guilty)	0	0	0	0	0	0	0	0	0				0	0
Interfered (guilty)	0	0	0	0	0	0	0	0	0				0	0
No test (valid reason)	2	1	0	0	0	0	2	0	0				1	5
No test (no valid reason)	0	0	0	0	0	0	0	0	0				0	0
Adulterated	0	0	0	0	0	0	0	0	0				0	0
Awaiting / Pending Results	0	0	0	0	0	0	0	0	0				0	0
Random Residual (PIMS URAR030)	0	0	0	0	0	0	0	0	0				0	0
Effective Sample - Random General	37	27	28	36	32	40	30	32	30				32	292
% Tested positive	0.00%	0.00%	0.00%	0.00%	3.13%	0.00%	0.00%	0.00%	3.33%				0.72%	
% Prisoner guilty, positive equivalents	0.00%	0.00%	0.00%	0.00%	0.00%	0.00%	0.00%	3.13%	0.00%				0.35%	
% Total prisoner fails	0.00%	0.00%	0.00%	0.00%	3.13%	0.00%	0.00%	3.13%	3.33%				1.06%	
% No test without valid reason	0.00%	0.00%	0.00%	0.00%	0.00%	0.00%	0.00%	0.00%	0.00%				0.00%	
Random General Benchmark 4.00%	4.00%	4.00%	4.00%	4.00%	4.00%	4.00%	4.00%	4.00%	4.00%				YTD	
% Failures for SDO	0.00%	0.00%	0.00%	0.00%	3.13%	0.00%	0.00%	3.13%	3.33%				1.03%	

Middleton - Drugs Identified Through Testing by Drug Type – Monthly & 2018-2019

Middleton	Amphetamines	Cocaine	Opiates	Benzodiazepines	Cannabinoids	Ethanol**	Methadone	ADP*	APS*	Steroids**	Buprenorphine	NOA*	Total
Jul-18	0	0	0	0	0	0	0	0	0	0	1	0	1
Aug-18	0	0	0	1	0	0	0	0	0	0	1	0	2
Sep-18	0	0	0	0	0	0	0	0	0	0	4	0	4
Oct-18	0	0	0	0	0	0	0	0	0	0	1	0	1
Nov-18	0	0	0	2	0	0	0	0	0	0	1	0	3
Dec-18	0	0	0	1	0	0	0	0	0	0	3	0	4
Jan-19	0	0	0	0	0	0	0	0	0	0	0	0	0
Feb-19	0	0	0	0	0	0	0	0	0	0	0	0	0
Mar-19	0	0	0	2	0	0	0	0	0	0	2	0	4
Apr-19													
May-19													
Jun-19													
Middleton YTD	0	0	0	6	0	0	0	0	0	0	13	0	19
All Prisons YTD	293	1	59	52	30	5	40	32	23	0	1338	3	1876
Middleton % of Total	0.00%	0.00%	0.00%	11.54%	0.00%	0.00%	0.00%	0.00%	0.00%	0.00%	0.97%	0.00%	1.01%

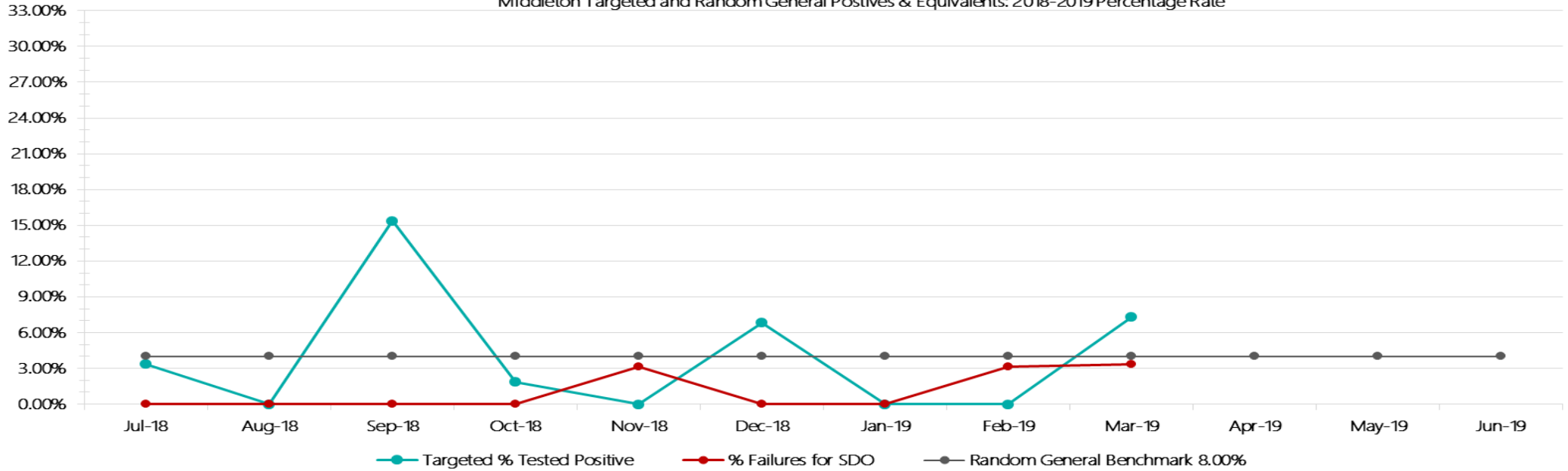
Middleton Seizures of Contraband: Visitors & Prisoners – Monthly & 2018-2019

Visitors	GVM		Powder & Crystal		Synthetic (Suspected)		Prescription Medication		Buprenorphine		Alcohol & Home Brew		Syringes & Needles		Smoking Paraphernalia		Edged Weapons		Electronic Devices		Tools		Other	
	Finds	Gms	Finds	Gms	Finds	Gms	Finds	Qty	Finds	Qty	Finds	Ltrs	Finds	Qty	Finds	Qty	Finds	Qty	Finds	Qty	Finds	Qty	Finds	Qty
Jul-18	0	0.00	0	0.00	0	0.00	0	0.00	0	0.00	0	0.000	0	0	0	0	0	0	0	0	0	0	0	0
Aug-18	0	0.00	0	0.00	0	0.00	0	0.00	0	0.00	0	0.000	0	0	0	0	0	0	0	0	0	0	0	0
Sep-18	0	0.00	0	0.00	0	0.00	0	0.00	0	0.00	0	0.000	0	0	0	0	0	0	0	1	1	0	0	0
Oct-18	0	0.00	0	0.00	0	0.00	0	0.00	0	0.00	0	0.000	0	0	0	0	0	0	0	0	0	0	0	0
Nov-18	0	0.00	0	0.00	0	0.00	0	0.00	0	0.00	0	0.000	0	0	0	0	0	0	0	0	0	0	0	0
Dec-18	1	1.00	1	2.50	0	0.00	0	0.00	0	0.00	0	0.000	0	0	1	2	1	2	0	0	0	0	0	0
Jan-19	0	0.00	0	0.00	0	0.00	0	0.00	0	0.00	0	0.000	0	0	0	0	0	0	0	0	0	0	0	0
Feb-19	0	0.00	0	0.00	0	0.00	0	0.00	0	0.00	0	0.000	0	0	0	0	0	0	0	0	0	0	0	0
Mar-19	0	0.00	0	0.00	0	0.00	0	0.00	0	0.00	0	0.000	0	0	1	1	0	0	0	0	0	0	0	0
Apr-19																								
May-19																								
Jun-19																								
Total	1	1.00	1	2.50	0	0.00	0	0.00	0	0.00	0	0.000	0	0	2	3	1	2	1	1	0	0	0	0

Prisoners	GVM		Powder & Crystal		Synthetic (Suspected)		Prescription Medication		Buprenorphine		Alcohol & Home Brew		Syringes & Needles		Smoking Paraphernalia		Edged Weapons		Electronic Devices		Tools		Other	
	Finds	Gms	Finds	Gms	Finds	Gms	Finds	Qty	Finds	Qty	Finds	Ltrs	Finds	Qty	Finds	Qty	Finds	Qty	Finds	Qty	Finds	Qty	Finds	Qty
Jul-18	1	68.90	3	216.20	0	0.00	1	77.00	0	0.00	1	1.000	1	1	5	599	2	4	2	2	2	3	2	2
Aug-18	0	0.00	0	0.00	0	0.00	1	1.00	1	5.00	0	0.000	0	0	0	0	0	0	0	0	0	0	2	3
Sep-18	0	0.00	0	0.00	0	0.00	0	0.00	0	0.00	0	0.000	0	0	1	4	0	0	0	0	1	2	0	0
Oct-18	0	0.00	0	0.00	0	0.00	0	0.00	0	0.00	0	0.000	1	1	1	1	0	0	0	0	0	0	1	1
Nov-18	0	0.00	0	0.00	0	0.00	0	0.00	0	0.00	0	0.000	0	0	0	0	1	1	1	1	0	0	0	0
Dec-18	0	0.00	0	0.00	0	0.00	1	1.00	0	0.00	0	0.000	0	0	1	1	1	1	2	2	2	2	0	0
Jan-19	0	0.00	1	4.10	0	0.00	0	0.00	2	48.00	0	0.000	0	0	2	4	0	0	0	0	2	2	0	0
Feb-19	0	0.00	0	0.00	0	0.00	2	7.00	0	0.00	0	0.000	0	0	3	3	0	0	6	8	1	1	0	0
Mar-19	0	0.00	0	0.00	0	0.00	0	0.00	0	0.00	0	0.000	0	0	0	0	0	0	0	0	0	0	0	0
Apr-19																								
May-19																								
Jun-19																								
Total	1	68.90	4	220.30	0	0.00	5	86.00	3	53.00	1	1.000	2	2	13	612	4	6	11	13	8	10	5	6

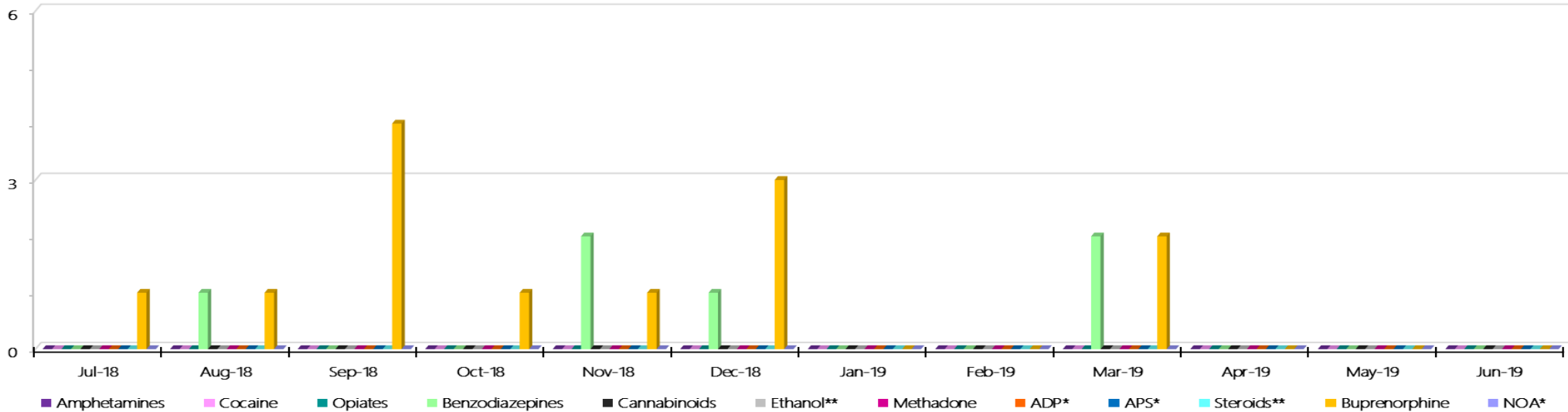
Middleton Targeted and Random General Drug Test Positives & Equivalents - 2018-2019

Middleton Targeted and Random General Postives & Equivalents: 2018-2019 Percentage Rate



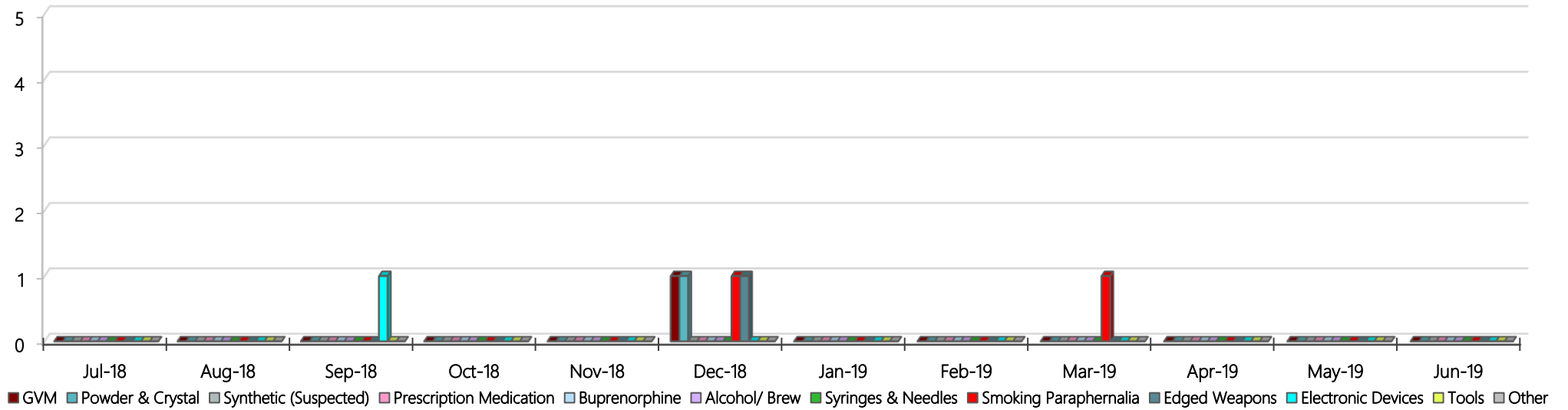
Middleton Positive Test Results by Drug Type - 2018-2019

Middleton Positive Test Results By Drug Type: 2018-2019



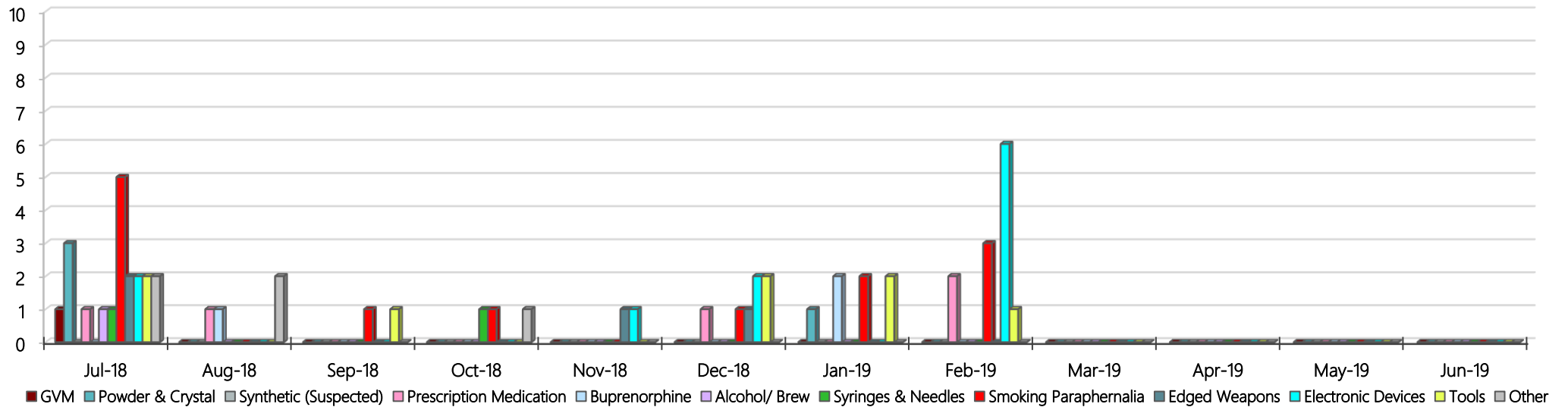
Middleton Count of Visitor Seizures Finds – Monthly 2018-2019

Middleton Count of Visitor Seizure Finds - Monthly 2018-2019



Middleton Count of Prisoner Seizure Finds – Monthly 2018-2019

Middleton Count of Prisoner Seizure Finds - Monthly 2018-2019



Ravenhall Correctional Centre

Targeted and Random General Drug Test Results: 2018-2019

Ravenhall	Jul-18	Aug-18	Sep-18	Oct-18	Nov-18	Dec-18	Jan-19	Feb-19	Mar-19	Apr-19	May-19	Jun-19	Average	Totals
Effective Sample - Targeted	205	252	182	222	232	215	234	215	382				238	2139
Targeted Positives	14	17	10	4	8	11	17	21	40				16	142
Refusal	1	3	0	0	1	0	0	0	1				1	6
Unable	1	3	3	1	1	4	3	1	4				2	21
Interfered	0	0	0	0	0	0	0	0	0				0	0
Adulterated	2	0	0	0	1	1	0	0	0				0	4
Targeted % Tested Positive	8.78%	9.13%	7.14%	2.25%	4.74%	7.44%	8.55%	10.23%	11.78%				8.09%	8.09%
Awaiting / Pending Results	0	0	0	0	0	0	0	0	0				0	0
Targeted Residual	1	2	2	0	2	0	0	1	0				1	8
Random tests collected	138	112	112	138	131	178	147	146	139				138	1241
Tested Positive	1	0	2	1	3	8	2	10	2				3	29
Refusal (guilty)	1	0	0	3	1	1	0	1	0				1	7
Unable (not guilty)	0	0	0	0	0	0	0	1	1				0	2
Unable (guilty)	2	1	2	1	3	1	3	1	1				2	15
Interfered (guilty)	0	0	0	0	0	0	0	0	0				0	0
No test (valid reason)	2	3	2	5	4	4	1	2	8				3	31
No test (no valid reason)	0	0	0	0	0	0	0	0	0				0	0
Adulterated	0	0	0	0	0	0	0	0	0				0	0
Awaiting / Pending Results	0	0	0	0	0	0	0	0	0				0	0
Random Residual (PIMS URAR030)	1	0	0	0	0	0	0	1	0					2
Effective Sample - Random General	141	113	114	142	135	180	150	148	140				140	1263
% Tested positive	0.71%	0.00%	1.75%	0.70%	2.22%	4.44%	1.33%	6.76%	1.43%				2.15%	
% Prisoner guilty, positive equivalents	2.13%	0.88%	1.75%	2.82%	2.96%	1.11%	2.00%	1.35%	0.71%				1.75%	
% Total prisoner fails	2.84%	0.88%	3.51%	3.52%	5.19%	5.56%	3.33%	8.11%	2.14%				3.90%	
% No test without valid reason	0.00%	0.00%	0.00%	0.00%	0.00%	0.00%	0.00%	0.00%	0.00%				0.00%	
% Failures for SDO	2.84%	0.88%	3.51%	3.52%	5.19%	5.56%	3.33%	8.11%	2.14%				4.04%	

Ravenhall - Drugs Identified Through Testing by Drug Type – Monthly & 2018-2019

Ravenhall	Amphetamines	Cocaine	Opiates	Benzodiazepines	Cannabinoids	Ethanol**	Methadone	ADP*	APS*	Steroids**	Buprenorphine	NOA*	Total
Jul-18	8	0	0	0	2	0	0	0	0	0	15	0	25
Aug-18	9	0	0	1	0	0	0	0	0	0	12	0	22
Sep-18	9	0	0	0	0	0	0	0	0	0	10	0	19
Oct-18	1	0	0	0	0	0	0	0	0	0	7	0	8
Nov-18	3	0	0	0	0	0	0	0	0	0	8	0	11
Dec-18	2	0	0	0	1	0	0	0	0	0	20	0	23
Jan-19	7	0	1	0	2	0	0	1	1	0	16	0	28
Feb-19	8	0	1	0	1	0	0	0	0	0	31	0	41
Mar-19	6	0	1	2	0	0	0	0	0	0	42	0	51
Apr-19													
May-19													
Jun-19													
Ravenhall YTD	53	0	3	3	6	0	0	1	1	0	161	0	228
<i>All Prisons YTD</i>	<i>293</i>	<i>1</i>	<i>59</i>	<i>52</i>	<i>30</i>	<i>5</i>	<i>40</i>	<i>32</i>	<i>23</i>	<i>0</i>	<i>1338</i>	<i>3</i>	<i>1876</i>
<i>Ravenhall % of Total</i>	<i>18.09%</i>	<i>0.00%</i>	<i>5.08%</i>	<i>5.77%</i>	<i>20.00%</i>	<i>0.00%</i>	<i>0.00%</i>	<i>3.13%</i>	<i>4.35%</i>	<i>0.00%</i>	<i>12.03%</i>	<i>0.00%</i>	<i>12.15%</i>

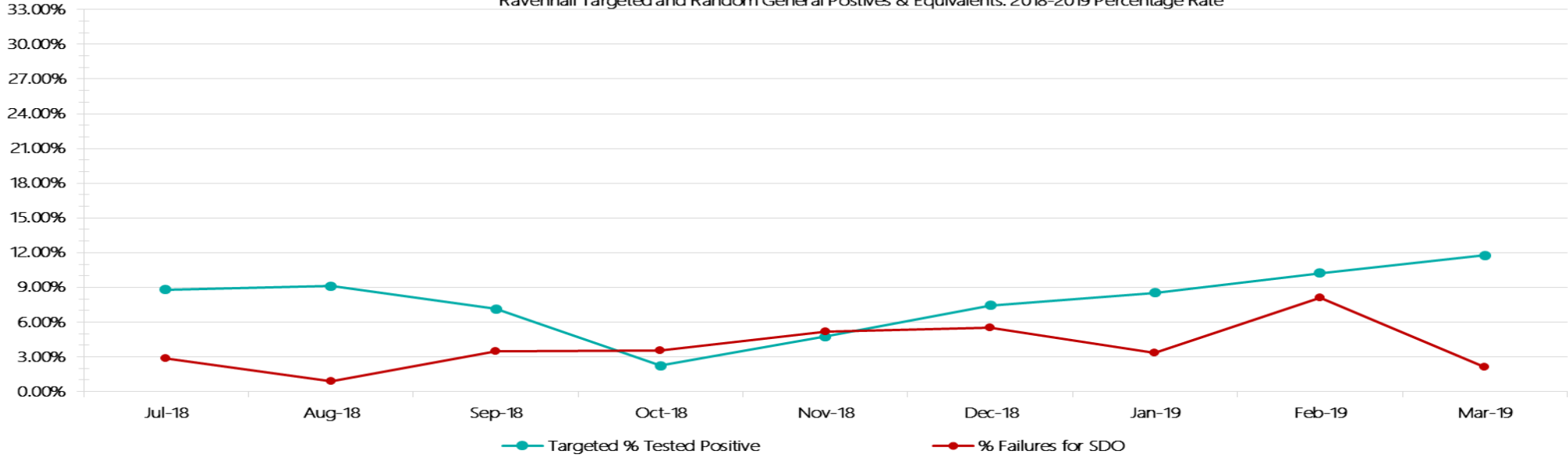
Ravenhall Seizures of Contraband: Visitors & Prisoners – Monthly & 2018-2019

Visitors	GVM		Powder & Crystal		Synthetic (Suspected)		Prescription Medication		Buprenorphine		Alcohol & Home Brew		Syringes & Needles		Smoking Paraphernalia		Edged Weapons		Electronic Devices		Tools		Other	
	Finds	Gms	Finds	Gms	Finds	Gms	Finds	Qty	Finds	Qty	Finds	Ltrs	Finds	Qty	Finds	Qty	Finds	Qty	Finds	Qty	Finds	Qty	Finds	Qty
Jul-18	0	0.00	0	0.00	0	0.00	0	0.00	0	0.00	0	0.000	0	0	2	3	0	0	0	0	0	0	0	0
Aug-18	0	0.00	0	0.00	0	0.00	0	0.00	0	0.00	0	0.000	0	0	0	0	0	0	0	0	0	0	0	0
Sep-18	0	0.00	0	0.00	0	0.00	1	11.00	0	0.00	0	0.000	0	0	1	1	0	0	0	0	0	0	0	0
Oct-18	1	1.00	0	0.00	0	0.00	0	0.00	0	0.00	0	0.000	1	1	0	0	0	0	0	0	0	0	0	0
Nov-18	0	0.00	0	0.00	0	0.00	0	0.00	0	0.00	0	0.000	0	0	0	0	0	0	0	0	0	0	0	0
Dec-18	0	0.00	1	26.40	0	0.00	0	0.00	0	0.00	0	0.000	1	2	2	3	0	0	1	1	0	0	1	1
Jan-19	0	0.00	0	0.00	0	0.00	0	0.00	0	0.00	0	0.000	0	0	3	32	1	1	0	0	0	0	1	1
Feb-19	3	2.50	0	0.00	0	0.00	0	0.00	1	5.00	0	0.000	0	0	1	1	2	2	0	0	0	0	2	2
Mar-19	0	0.00	2	1.01	0	0.00	0	0.00	1	1.00	0	0.000	0	0	3	4	0	0	0	0	0	0	0	0
Apr-19																								
May-19																								
Jun-19																								
Total	4	3.50	3	27.41	0	0.00	1	11.00	2	6.00	0	0.000	2	3	12	44	3	3	1	1	0	0	4	4

Prisoners	GVM		Powder & Crystal		Synthetic (Suspected)		Prescription Medication		Buprenorphine		Alcohol & Home Brew		Syringes & Needles		Smoking Paraphernalia		Edged Weapons		Electronic Devices		Tools		Other	
	Finds	Gms	Finds	Gms	Finds	Gms	Finds	Qty	Finds	Qty	Finds	Ltrs	Finds	Qty	Finds	Qty	Finds	Qty	Finds	Qty	Finds	Qty	Finds	Qty
Jul-18	0	0.00	0	0.00	0	0.00	10	98.00	7	13.90	4	7.950	5	5	6	8	6	11	0	0	7	16	0	0
Aug-18	0	0.00	0	0.00	0	0.00	7	35.00	5	3.65	4	2.120	11	12	12	23	8	17	0	0	5	11	2	2
Sep-18	0	0.00	0	0.00	0	0.00	15	50.00	9	2.15	1	0.400	2	2	16	18	12	15	1	1	2	3	0	0
Oct-18	0	0.00	0	0.00	0	0.00	11	242.50	10	27.05	3	9.300	8	8	6	19	13	27	1	1	4	7	2	2
Nov-18	0	0.00	1	0.05	0	0.00	15	212.50	4	7.20	2	2.000	0	0	4	5	9	11	1	1	4	9	0	0
Dec-18	0	0.00	0	0.00	0	0.00	12	77.00	8	2.25	5	9.000	1	1	8	8	9	16	1	1	3	7	2	2
Jan-19	0	0.00	0	0.00	0	0.00	22	78.50	9	11.70	6	27.000	2	2	8	8	6	9	0	0	3	4	0	0
Feb-19	0	0.00	1	0.25	0	0.00	12	50.50	6	9.00	7	8.750	0	0	6	6	3	3	0	0	1	2	0	0
Mar-19	0	0.00	1	1.00	0	0.00	8	128.50	5	9.00	3	9.300	1	1	5	20	5	10	0	0	0	0	1	1
Apr-19																								
May-19																								
Jun-19																								
Total	0	0.00	3	1.30	0	0.00	112	972.50	63	85.90	35	75.820	30	31	71	115	71	119	4	4	29	59	7	7

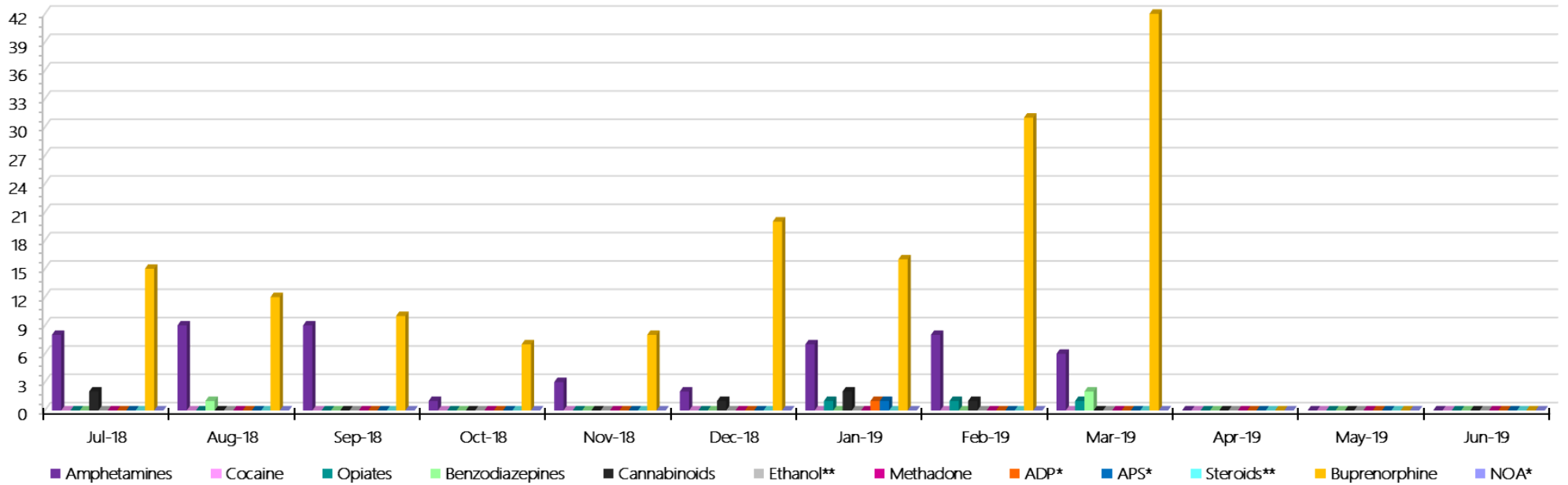
Ravenhall Targeted and Random General Drug Test Positives & Equivalents - 2018-2019

Ravenhall Targeted and Random General Postives & Equivalents: 2018-2019 Percentage Rate



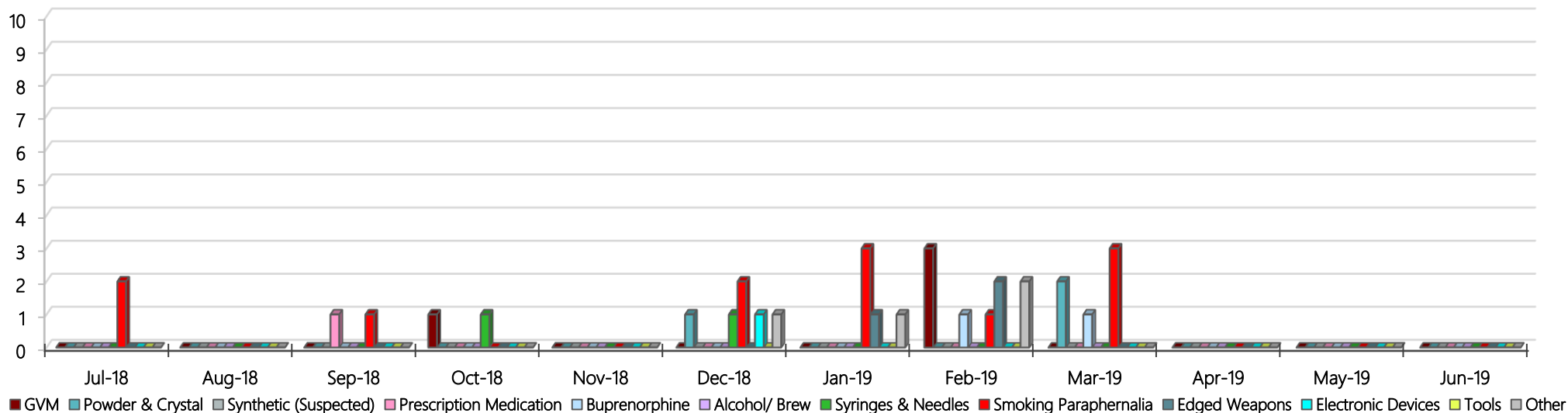
Ravenhall Positive Test Results by Drug Type - 2018-2019

Ravenhall Positive Test Results By Drug Type: 2018-2019



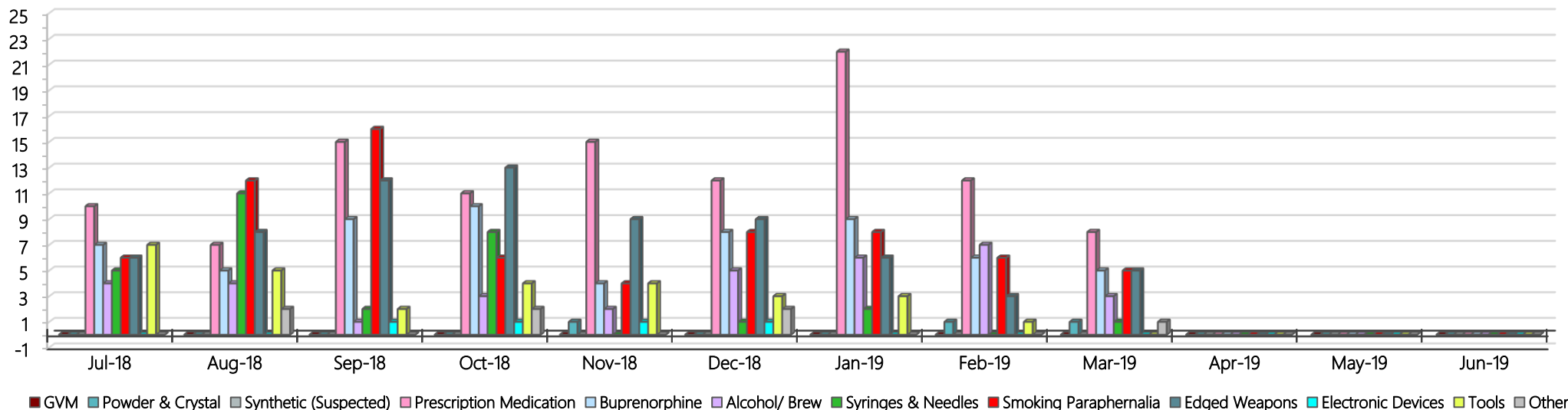
Ravenhall Count of Visitor Seizure Finds – Monthly 2018-2019

Ravenhall Count of Visitor Seizure Finds - Monthly 2018-2019



Ravenhall Count of Prisoner Seizure Finds – Monthly 2018-2019

Ravenhall Count of Prisoner Seizure Finds - Monthly 2018-2019



Beechworth Correctional Centre

Targeted and Random General Drug Test Results: 2018-2019

Beechworth	Jul-18	Aug-18	Sep-18	Oct-18	Nov-18	Dec-18	Jan-19	Feb-19	Mar-19	Apr-19	May-19	Jun-19	Average	Totals
Effective Sample - Targeted	57	50	44	66	37	36	38	34	33				44	395
Targeted Positives	0	0	1	1	2	0	0	0	0				0	4
Refusal	0	0	0	0	0	0	0	0	0				0	0
Unable	0	0	0	0	0	0	0	0	0				0	0
Interfered	0	0	0	0	0	0	0	0	0				0	0
Adulterated	0	0	0	0	0	0	0	1	0				0	1
Targeted % Tested Positive	0.00%	0.00%	2.27%	1.52%	5.41%	0.00%	0.00%	2.94%	0.00%				1.27%	1.27%
Awaiting / Pending Results	0	0	0	0	0	0	0	0	0				0	0
Targeted Residual	0	1	0	0	0	0	0	0	0				0	1
Random tests collected	26	24	24	30	24	28	20	20	20				24	216
Tested Positive	0	0	0	0	0	0	0	0	0				0	0
Refusal (guilty)	0	0	0	0	0	0	0	0	0				0	0
Unable (not guilty)	0	0	0	0	0	0	0	0	0				0	0
Unable (guilty)	0	0	0	0	0	0	0	0	0				0	0
Interfered (guilty)	0	0	0	0	0	0	0	0	0				0	0
No test (valid reason)	0	0	0	0	0	0	0	0	0				0	0
No test (no valid reason)	0	0	0	0	0	0	0	0	0				0	0
Adulterated	0	0	0	0	0	0	0	0	0				0	0
Awaiting / Pending Results	0	0	0	0	0	0	0	0	0				0	0
Random Residual (PIMS URAR030)	0	0	0	0	0	0	0	0	0				0	0
Effective Sample - Random General	26	24	24	30	24	28	20	20	20				24	216
% Tested positive	0.00%	0.00%	0.00%	0.00%	0.00%	0.00%	0.00%	0.00%	0.00%				0.00%	
% Prisoner guilty, positive equivalents	0.00%	0.00%	0.00%	0.00%	0.00%	0.00%	0.00%	0.00%	0.00%				0.00%	
% Total prisoner fails	0.00%	0.00%	0.00%	0.00%	0.00%	0.00%	0.00%	0.00%	0.00%				0.00%	
% No test without valid reason	0.00%	0.00%	0.00%	0.00%	0.00%	0.00%	0.00%	0.00%	0.00%				0.00%	
Random General Benchmark 1.80%	1.80%	1.80%	1.80%	1.80%	1.80%	1.80%	1.80%	1.80%	1.80%				YTD	
% Failures for SDO	0.00%	0.00%	0.00%	0.00%	0.00%	0.00%	0.00%	0.00%	0.00%				0.00%	

Beechworth - Drugs Identified Through Testing by Drug Type – Monthly & 2018-2019

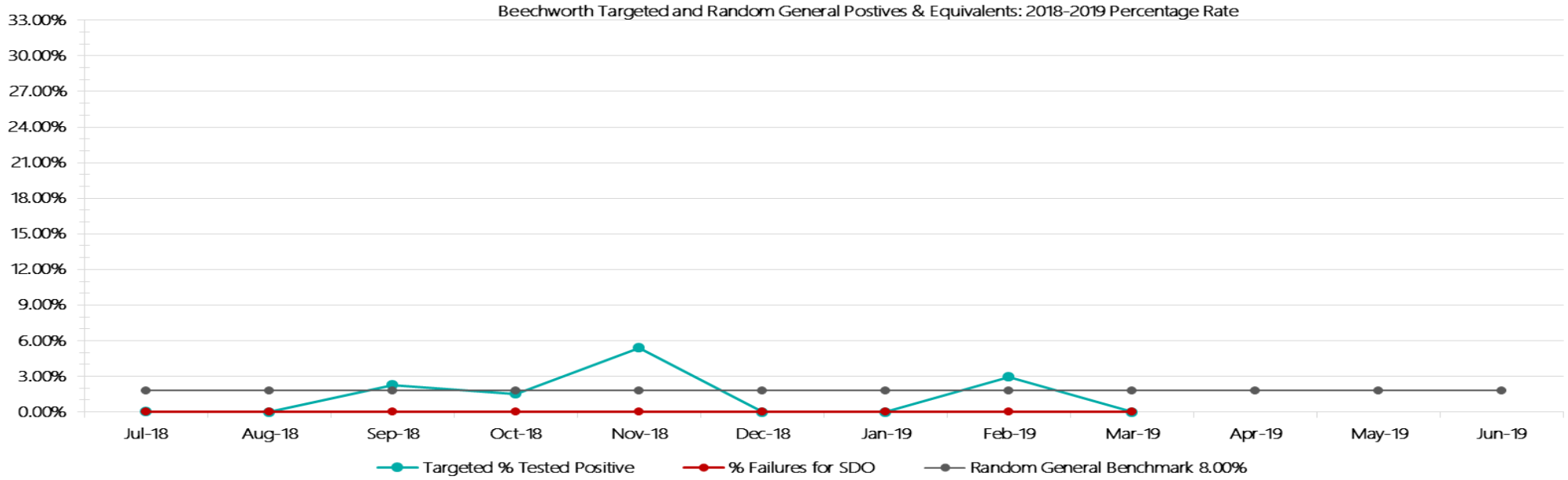
Beechworth	<i>Amphetamines</i>	<i>Cocaine</i>	<i>Opiates</i>	<i>Benzodiazepines</i>	<i>Cannabinoids</i>	<i>Ethanol**</i>	<i>Methadone</i>	<i>ADP*</i>	<i>APS*</i>	<i>Steroids**</i>	<i>Buprenorphine</i>	<i>NOA*</i>	Total
Jul-18	0	0	0	0	0	0	0	0	0	0	0	0	0
Aug-18	0	0	0	0	0	0	0	0	0	0	0	0	0
Sep-18	0	0	0	0	0	0	0	0	0	0	1	0	1
Oct-18	0	0	1	0	0	0	0	0	0	0	0	0	1
Nov-18	0	0	0	0	0	0	0	0	0	0	3	0	3
Dec-18	0	0	0	0	0	0	0	0	0	0	0	0	0
Jan-19	0	0	0	0	0	0	0	0	0	0	0	0	0
Feb-19	0	0	0	0	0	0	0	0	0	0	1	0	1
Mar-19	0	0	0	0	0	0	0	0	0	0	0	0	0
Apr-19													
May-19													
Jun-19													
Beechworth YTD	0	0	1	0	0	0	0	0	0	0	5	0	6
<i>All Prisons YTD</i>	<i>293</i>	<i>1</i>	<i>59</i>	<i>52</i>	<i>30</i>	<i>5</i>	<i>40</i>	<i>32</i>	<i>23</i>	<i>0</i>	<i>1338</i>	<i>3</i>	<i>1876</i>
<i>Beechworth % of Total</i>	<i>0.00%</i>	<i>0.00%</i>	<i>1.69%</i>	<i>0.00%</i>	<i>0.00%</i>	<i>0.00%</i>	<i>0.00%</i>	<i>0.00%</i>	<i>0.00%</i>	<i>0.00%</i>	<i>0.37%</i>	<i>0.00%</i>	<i>0.32%</i>

Beechworth Seizures of Contraband: Visitors & Prisoners – Monthly & 2018-2019

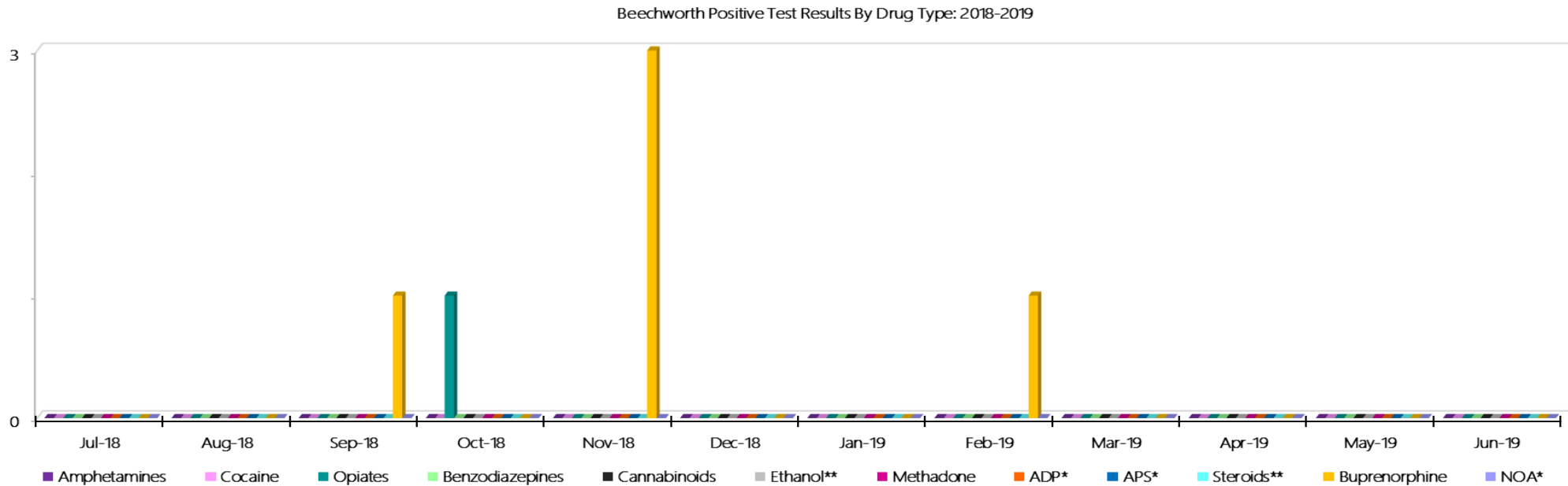
Visitors	GVM		Powder & Crystal		Synthetic (Suspected)		Prescription Medication		Buprenorphine		Alcohol & Home Brew		Syringes & Needles		Smoking Paraphernalia		Edged Weapons		Electronic Devices		Tools		Other	
	Finds	Gms	Finds	Gms	Finds	Gms	Finds	Qty	Finds	Qty	Finds	Ltrs	Finds	Qty	Finds	Qty	Finds	Qty	Finds	Qty	Finds	Qty	Finds	Qty
Jul-18	0	0.00	0	0.00	0	0.00	0	0.00	0	0.00	0	0.000	0	0	0	0	0	0	0	0	0	0	0	0
Aug-18	0	0.00	0	0.00	0	0.00	0	0.00	0	0.00	0	0.000	0	0	0	0	0	0	0	0	0	0	0	0
Sep-18	0	0.00	0	0.00	0	0.00	0	0.00	0	0.00	0	0.000	0	0	0	0	0	0	0	0	0	0	0	0
Oct-18	0	0.00	0	0.00	0	0.00	0	0.00	0	0.00	0	0.000	0	0	0	0	0	0	0	0	0	0	0	0
Nov-18	0	0.00	0	0.00	0	0.00	0	0.00	0	0.00	0	0.000	0	0	0	0	0	0	0	0	0	0	0	0
Dec-18	0	0.00	0	0.00	0	0.00	0	0.00	0	0.00	0	0.000	0	0	0	0	0	0	0	0	0	0	0	0
Jan-19	0	0.00	0	0.00	0	0.00	0	0.00	0	0.00	0	0.000	0	0	0	0	0	0	0	0	0	0	0	0
Feb-19	0	0.00	0	0.00	0	0.00	0	0.00	0	0.00	0	0.000	0	0	0	0	0	0	0	0	0	0	0	0
Mar-19	0	0.00	0	0.00	0	0.00	0	0.00	0	0.00	0	0.000	0	0	1	1	0	0	0	0	0	0	0	0
Apr-19																								
May-19																								
Jun-19																								
Total	0	0.00	0	0.00	0	0.00	0	0.00	0	0.00	0	0.000	0	0	1	1	0	0	0	0	0	0	0	0

Prisoners	GVM		Powder & Crystal		Synthetic (Suspected)		Prescription Medication		Buprenorphine		Alcohol & Home Brew		Syringes & Needles		Smoking Paraphernalia		Edged Weapons		Electronic Devices		Tools		Other	
	Finds	Gms	Finds	Gms	Finds	Gms	Finds	Qty	Finds	Qty	Finds	Ltrs	Finds	Qty	Finds	Qty	Finds	Qty	Finds	Qty	Finds	Qty	Finds	Qty
Jul-18	0	0.00	0	0.00	0	0.00	0	0.00	0	0.00	1	0.700	0	0	0	0	1	2	3	6	0	0	0	0
Aug-18	0	0.00	0	0.00	0	0.00	1	1.00	0	0.00	0	0.000	0	0	0	0	0	0	0	0	0	0	0	0
Sep-18	0	0.00	0	0.00	0	0.00	1	2.00	0	0.00	0	0.000	0	0	2	3	0	0	2	2	0	0	0	0
Oct-18	0	0.00	0	0.00	0	0.00	1	2.00	0	0.00	0	0.000	0	0	6	25	0	0	1	1	2	2	1	1
Nov-18	0	0.00	1	3.18	0	0.00	0	0.00	1	19.00	0	0.000	0	0	4	51	0	0	0	0	2	6	0	0
Dec-18	0	0.00	0	0.00	0	0.00	0	0.00	0	0.00	0	0.000	0	0	3	7	0	0	0	0	1	1	0	0
Jan-19	0	0.00	0	0.00	0	0.00	1	1.00	0	0.00	0	0.000	0	0	1	2	0	0	0	0	1	1	0	0
Feb-19	0	0.00	0	0.00	0	0.00	0	0.00	0	0.00	0	0.000	0	0	0	0	0	0	0	0	0	0	0	0
Mar-19	0	0.00	0	0.00	0	0.00	0	0.00	0	0.00	0	0.000	0	0	0	0	0	0	0	0	0	0	1	1
Apr-19																								
May-19																								
Jun-19																								
Total	0	0.00	1	3.18	0	0.00	4	6.00	1	19	1	0.700	0	0	16	88	1	2	6	9	6	10	2	2

Beechworth Targeted and Random General Drug Test Positives & Equivalents - 2018-2019

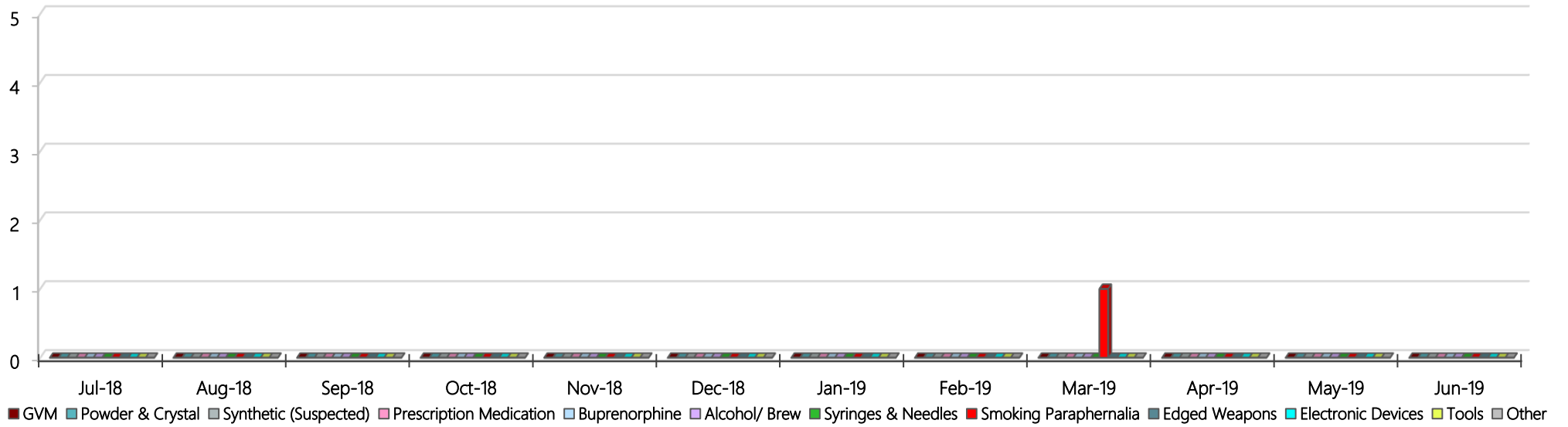


Beechworth Positive Test Results by Drug Type - 2018-2019



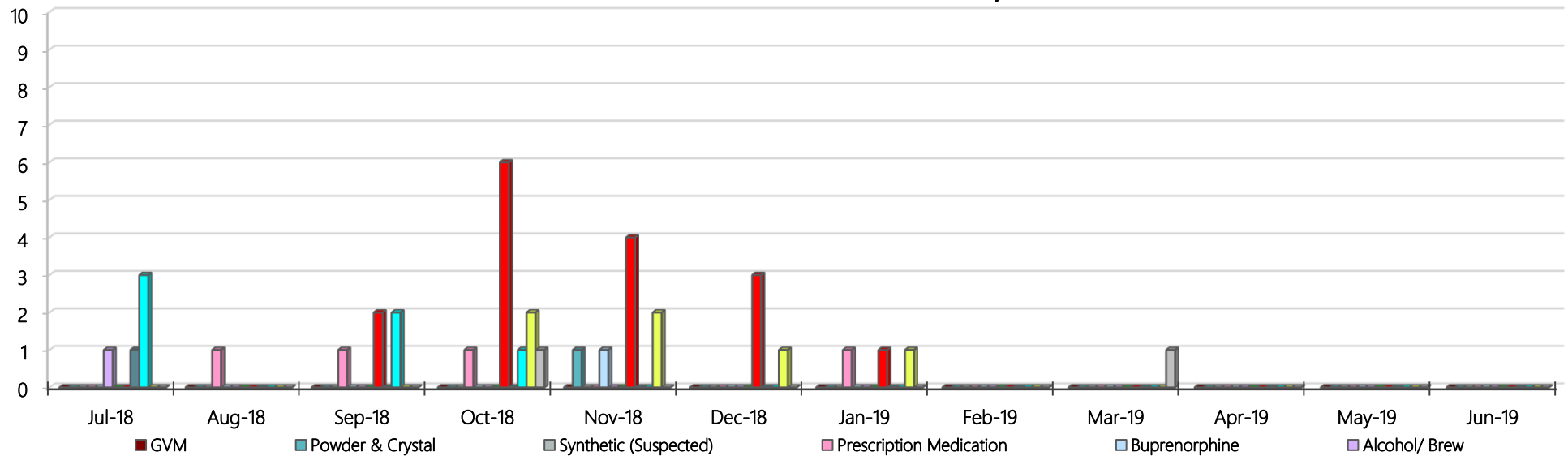
Beechworth Count of Visitor Seizure Finds – Monthly 2018-2019

Beechworth Count of Visitor Seizure Finds - Monthly 2018-2019



Beechworth Count of Prisoner Seizure Finds – Monthly 2018-2019

Beechworth Count of Prisoner Seizure Finds - Monthly 2018-2019



Dhurringile Prison

Targeted and Random General Drug Test Results: 2018-2019

Dhurringile	Jul-18	Aug-18	Sep-18	Oct-18	Nov-18	Dec-18	Jan-19	Feb-19	Mar-19	Apr-19	May-19	Jun-19	Average	Totals
Effective Sample - Targeted	108	65	74	108	89	82	117	124	100				96	867
Targeted Positives	1	2	0	3	6	1	3	8	2				3	26
Refusal	0	0	0	0	0	0	0	0	0				0	0
Unable	0	0	0	0	1	0	0	0	0				0	1
Interfered	0	0	0	0	0	0	0	0	0				0	0
Adulterated	0	0	0	0	0	0	0	0	0				0	0
Targeted % Tested Positive	0.93%	3.08%	0.00%	2.78%	7.87%	1.22%	2.56%	6.45%	2.00%				3.11%	3.11%
Awaiting / Pending Results	0	0	0	0	0	0	0	0	0				0	0
Targeted Residual	0	0	0	0	0	0	0	3	1				0	4
Random tests collected	39	35	34	39	32	39	32	29	31				34	310
Tested Positive	0	0	0	0	0	0	0	0	0				0	0
Refusal (guilty)	0	0	0	0	0	0	0	0	0				0	0
Unable (not guilty)	0	0	0	0	0	0	0	0	0				0	0
Unable (guilty)	0	0	0	1	0	0	0	0	0				0	1
Interfered (guilty)	0	0	0	0	0	0	0	0	0				0	0
No test (valid reason)	0	0	0	1	0	1	0	0	0				0	2
No test (no valid reason)	0	0	0	0	0	0	0	0	0				0	0
Adulterated	0	0	0	0	0	0	0	0	0				0	0
Awaiting / Pending Results	0	0	0	0	0	0	0	0	0				0	0
Random Residual (PIMS URAR030)	0	0	0	0	0	1	0	0	0					1
Effective Sample - Random General	39	35	34	40	32	39	32	29	31				35	311
% Tested positive	0.00%	0.00%	0.00%	0.00%	0.00%	0.00%	0.00%	0.00%	0.00%				0.00%	
% Prisoner guilty, positive equivalent	0.00%	0.00%	0.00%	2.50%	0.00%	0.00%	0.00%	0.00%	0.00%				0.28%	
% Total prisoner fails	0.00%	0.00%	0.00%	2.50%	0.00%	0.00%	0.00%	0.00%	0.00%				0.28%	
% No test without valid reason	0.00%	0.00%	0.00%	0.00%	0.00%	0.00%	0.00%	0.00%	0.00%				0.00%	
Random General Benchmark 3.50%	3.50%	3.50%	3.50%	3.50%	3.50%	3.50%	3.50%	3.50%	3.50%	3.50%	3.50%	3.50%	YTD	
% Failures for SDO	0.00%	0.00%	0.00%	2.50%	0.00%	0.00%	0.00%	0.00%	0.00%				0.32%	

Dhurringile - Drugs Identified Through Testing by Drug Type – Monthly & 2018-2019

Dhurringile	Amphetamines	Cocaine	Opiates	Benzodiazepines	Cannabinoids	Ethanol**	Methadone	ADP*	APS*	Steroids**	Buprenorphine	NOA*	Total
Jul-18	1	0	0	0	0	0	0	0	0	0	1	0	2
Aug-18	0	0	0	0	1	0	0	0	0	0	1	0	2
Sep-18	0	0	0	0	0	0	0	0	0	0	0	0	0
Oct-18	0	0	0	0	3	0	0	0	0	0	0	0	3
Nov-18	0	0	0	0	0	0	0	0	0	0	7	0	7
Dec-18	0	0	0	1	0	0	0	0	0	0	0	0	1
Jan-19	0	0	0	0	0	0	0	0	0	0	4	0	4
Feb-19	5	0	0	1	1	0	0	0	0	0	1	0	8
Mar-19	1	0	0	0	0	0	0	0	0	0	2	0	3
Apr-19													
May-19													
Jun-19													
Dhurringile YTD	7	0	0	2	5	0	0	0	0	0	16	0	30
<i>All Prisons YTD</i>	<i>293</i>	<i>1</i>	<i>59</i>	<i>52</i>	<i>30</i>	<i>5</i>	<i>40</i>	<i>32</i>	<i>23</i>	<i>0</i>	<i>1338</i>	<i>3</i>	<i>1876</i>
<i>Dhurringile % of Total</i>	<i>2.39%</i>	<i>0.00%</i>	<i>0.00%</i>	<i>3.85%</i>	<i>16.67%</i>	<i>0.00%</i>	<i>0.00%</i>	<i>0.00%</i>	<i>0.00%</i>	<i>0.00%</i>	<i>1.20%</i>	<i>0.00%</i>	<i>1.60%</i>

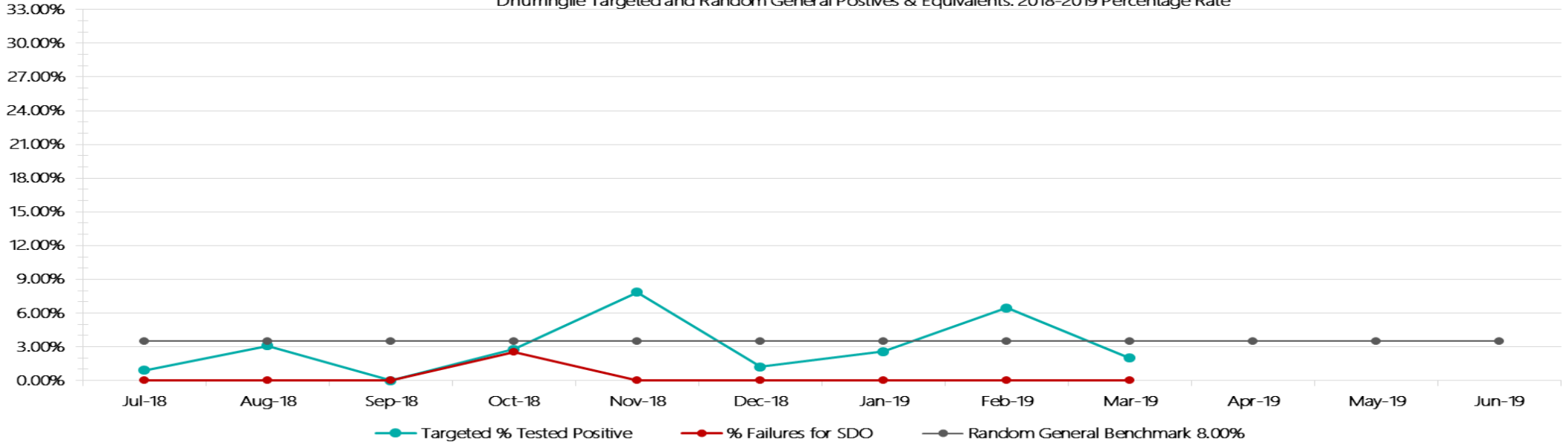
Dhurringile Seizures of Contraband: Visitors & Prisoners – Monthly & 2018-2019

Visitors	GVM		Powder & Crystal		Synthetic (Suspected)		Prescription Medication		Buprenorphine		Alcohol & Home Brew		Syringes & Needles		Smoking Paraphernalia		Edged Weapons		Electronic Devices		Tools		Other		
	D'gile	Finds	Gms	Finds	Gms	Finds	Gms	Finds	Qty	Finds	Qty	Finds	Ltrs	Finds	Qty	Finds	Qty	Finds	Qty	Finds	Qty	Finds	Qty	Finds	Qty
Jul-18	0	0.00	0	0.00	0	0.00	0	0.00	0	0.00	0	0.000	0	0	0	0	0	0	0	0	0	0	0	0	0
Aug-18	0	0.00	0	0.00	0	0.00	0	0.00	0	0.00	0	0.000	1	2	0	0	0	0	0	0	0	0	0	0	0
Sep-18	0	0.00	0	0.00	0	0.00	0	0.00	0	0.00	0	0.000	0	0	0	0	0	0	0	0	0	0	0	0	0
Oct-18	0	0.00	0	0.00	0	0.00	0	0.00	0	0.00	0	0.000	0	0	0	0	0	0	0	0	0	0	0	0	0
Nov-18	0	0.00	0	0.00	0	0.00	0	0.00	0	0.00	0	0.000	0	0	0	0	0	0	0	0	0	0	0	0	0
Dec-18	0	0.00	0	0.00	0	0.00	0	0.00	0	0.00	0	0.000	0	0	1	1	0	0	0	0	0	0	0	0	0
Jan-19	1	1.00	2	2.60	1	8.70	0	0.00	0	0.00	1	0.700	1	2	4	7	1	1	0	0	0	0	2	5	
Feb-19	0	0.00	0	0.00	0	0.00	0	0.00	0	0.00	0	0.000	0	0	0	0	0	0	0	0	0	0	0	0	0
Mar-19	0	0.00	0	0.00	0	0.00	0	0.00	0	0.00	0	0.000	0	0	0	0	0	0	0	0	0	0	0	0	0
Apr-19																									
May-19																									
Jun-19																									
Total	1	1.00	2	2.60	1	8.70	0	0.00	0	0.00	1	0.700	2	4	5	8	1	1	0	0	0	0	2	5	

Prisoners	GVM		Powder & Crystal		Synthetic (Suspected)		Prescription Medication		Buprenorphine		Alcohol & Home Brew		Syringes & Needles		Smoking Paraphernalia		Edged Weapons		Electronic Devices		Tools		Other		
	D'gile	Finds	Gms	Finds	Gms	Finds	Gms	Finds	Qty	Finds	Qty	Finds	Ltrs	Finds	Qty	Finds	Qty	Finds	Qty	Finds	Qty	Finds	Qty	Finds	Qty
Jul-18	3	1.10	0	0.00	0	0.00	1	1.50	0	0.00	0	0.000	0	0	10	12	0	0	1	1	0	0	0	0	0
Aug-18	0	0.00	1	0.20	0	0.00	2	5.00	0	0.00	0	0.000	0	0	10	18	3	7	4	5	5	7	1	1	1
Sep-18	1	0.60	0	0.00	0	0.00	0	0.00	0	0.00	0	0.000	0	0	4	4	0	0	1	2	0	0	0	0	0
Oct-18	0	0.00	0	0.00	0	0.00	1	1.00	1	4.00	0	0.000	1	1	12	59	0	0	0	0	3	8	4	5	5
Nov-18	1	2.40	0	0.00	0	0.00	1	1.00	0	0.00	0	0.000	0	0	5	11	0	0	0	0	1	4	2	2	2
Dec-18	0	0.00	0	0.00	0	0.00	0	0.00	0	0.00	0	0.000	0	0	8	28	0	0	1	1	2	2	0	0	0
Jan-19	3	67.90	0	0.00	0	0.00	0	0.00	0	0.00	0	0.000	0	0	2	2	0	0	1	2	0	0	2	2	2
Feb-19	4	3994.80	1	0.40	0	0.00	0	0.00	1	0.50	0	0.000	0	0	7	63	0	0	0	0	5	5	1	1	1
Mar-19	0	0.00	0	0.00	0	0.00	0	0.00	1	0.20	0	0.000	1	1	9	11	2	2	1	1	1	2	1	1	1
Apr-19																									
May-19																									
Jun-19																									
Total	12	4066.80	2	0.60	0	0.00	5	8.50	3	4.70	0	0.000	2	2	67	208	5	9	9	12	17	28	11	12	

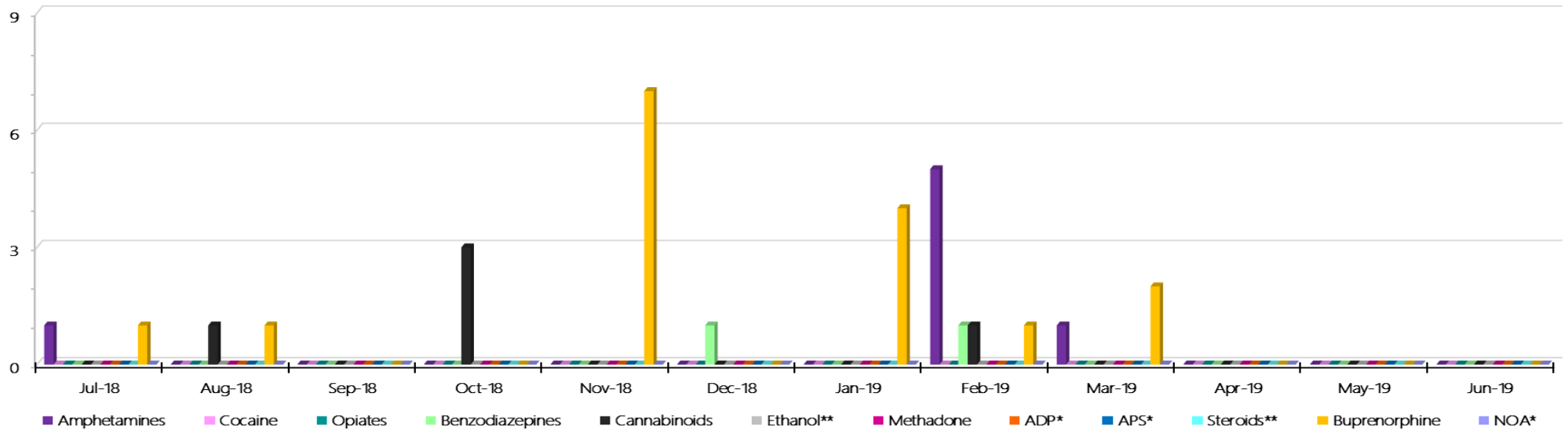
Dhurringile Targeted and Random General Drug Test Positives & Equivalents - 2018-2019

Dhurringile Targeted and Random General Postives & Equivalents: 2018-2019 Percentage Rate



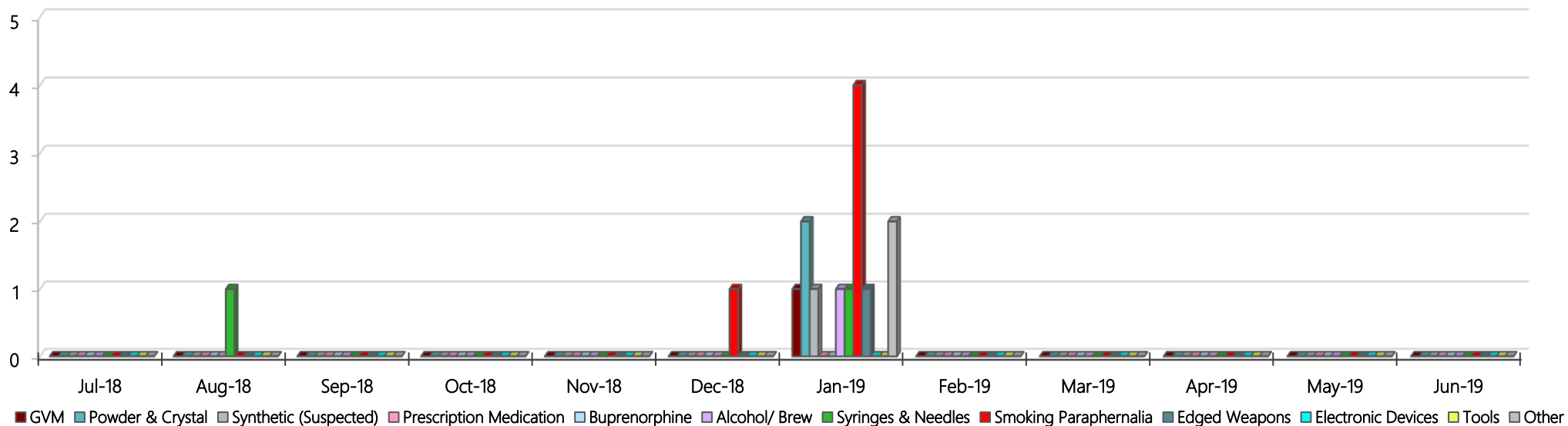
Dhurringile Positive Test Results by Drug Type - 2018-2019

Dhurringile Positive Test Results By Drug Type: 2018-2019



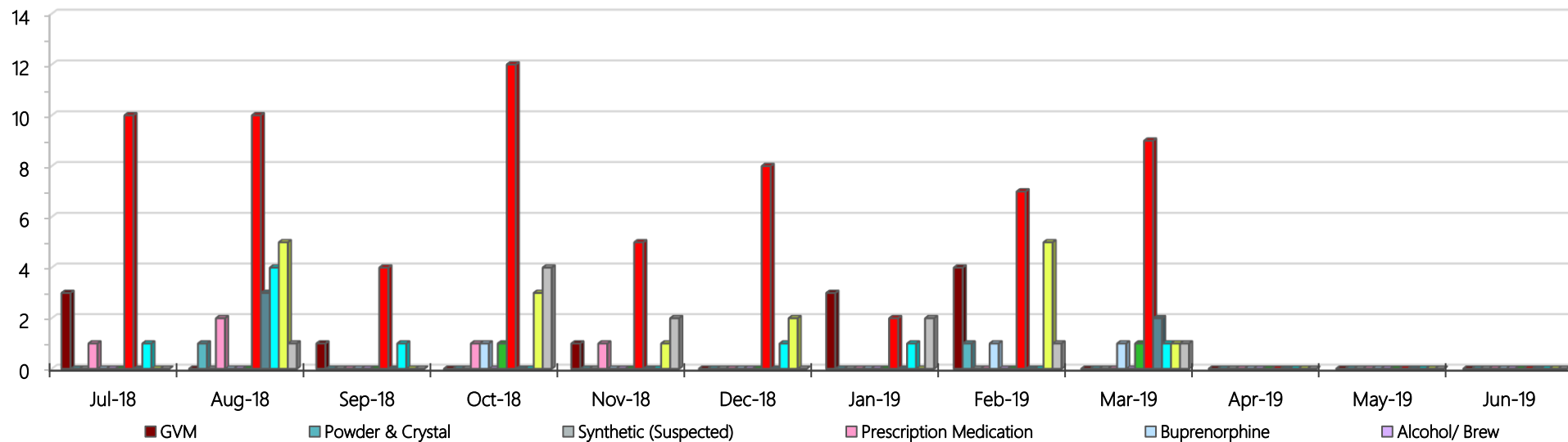
Dhurringile Count of Visitor Seizure Finds – Monthly 2018-2019

Dhurringile Count of Visitor Seizure Finds - Monthly 2018-2019



Dhurringile Count of Prisoner Seizure Finds – Monthly 2018-2019

Dhurringile Count of Prisoner Seizure Finds - Monthly 2018-2019



Langi Kal Kal Prison

Targeted and Random General Drug Test Results: 2018-2019

Langi Kal Kal	Jul-18	Aug-18	Sep-18	Oct-18	Nov-18	Dec-18	Jan-19	Feb-19	Mar-19	Apr-19	May-19	Jun-19	Average	Totals
Effective Sample - Targeted	16	23	30	27	40	41	23	34	55				32	289
Targeted Positives	0	0	0	0	0	1	0	0	0				0	1
Refusal	0	0	0	0	0	0	0	0	0				0	0
Unable	0	1	0	0	0	0	0	0	0				0	1
Interfered	0	0	0	0	0	0	0	0	0				0	0
Adulterated	0	0	0	0	0	0	0	0	0				0	0
Targeted % Tested Positive	0.00%	4.35%	0.00%	0.00%	0.00%	2.44%	0.00%	0.00%	0.00%				0.69%	0.69%
Awaiting / Pending Results	0	0	0	0	0	0	0	0	0				0	0
Targeted Residual	0	0	0	0	0	0	0	0	0				0	0
Random tests collected	40	32	34	46	39	50	40	42	45				41	368
Tested Positive	0	0	0	0	0	0	0	0	0				0	0
Refusal (guilty)	0	0	0	0	0	0	0	0	0				0	0
Unable (not guilty)	0	0	0	0	0	0	0	0	0				0	0
Unable (guilty)	0	0	0	0	0	0	0	0	0				0	0
Interfered (guilty)	0	0	0	0	0	0	0	0	0				0	0
No test (valid reason)	0	0	0	0	0	0	0	1	0				0	1
No test (no valid reason)	0	0	0	0	0	0	0	0	0				0	0
Adulterated	0	0	0	0	0	0	0	0	0				0	0
Awaiting / Pending Results	0	0	0	0	0	0	0	0	1				0	1
Random Residual (PIMS URAR030)	0	0	0	0	0	0	0	0	0					0
Effective Sample - Random General	40	32	34	46	39	50	40	42	45				41	368
% Tested positive	0.00%	0.00%	0.00%	0.00%	0.00%	0.00%	0.00%	0.00%	0.00%				0.00%	
% Prisoner guilty, positive equivalent	0.00%	0.00%	0.00%	0.00%	0.00%	0.00%	0.00%	0.00%	0.00%				0.00%	
% Total prisoner fails	0.00%	0.00%	0.00%	0.00%	0.00%	0.00%	0.00%	0.00%	0.00%				0.00%	
% No test without valid reason	0.00%	0.00%	0.00%	0.00%	0.00%	0.00%	0.00%	0.00%	0.00%				0.00%	
Random General Benchmark 1.50%	1.50%	1.50%	1.50%	1.50%	1.50%	1.50%	1.50%	1.50%	1.50%				YTD	
% Failures for SDO	0.00%	0.00%	0.00%	0.00%	0.00%	0.00%	0.00%	0.00%	0.00%				0.00%	

Langi Kal Kal - Drugs Identified Through Testing by Drug Type – Monthly & 2018-2019

Langi Kal Kal	Amphetamines	Cocaine	Opiates	Benzodiazepines	Cannabinoids	Ethanol**	Methadone	ADP*	APS*	Steroids**	Buprenorphine	NOA*	Total
Jul-18	0	0	0	0	0	0	0	0	0	0	0	0	0
Aug-18	0	0	0	0	0	0	0	0	0	0	0	0	0
Sep-18	0	0	0	0	0	0	0	0	0	0	0	0	0
Oct-18	0	0	0	0	0	0	0	0	0	0	0	0	0
Nov-18	0	0	0	0	0	0	0	0	0	0	0	0	0
Dec-18	0	0	0	1	0	0	0	0	0	0	0	0	1
Jan-19	0	0	0	0	0	0	0	0	0	0	0	0	0
Feb-19	0	0	0	0	0	0	0	0	0	0	0	0	0
Mar-19	0	0	0	0	0	0	0	0	0	0	0	0	0
Apr-19													
May-19													
Jun-19													
LKK YTD	0	0	0	1	0	0	0	0	0	0	0	0	1
<i>All Prisons YTD</i>	<i>293</i>	<i>1</i>	<i>59</i>	<i>52</i>	<i>30</i>	<i>5</i>	<i>40</i>	<i>32</i>	<i>23</i>	<i>0</i>	<i>1338</i>	<i>3</i>	<i>1876</i>
<i>LKK % of Total</i>	<i>0.00%</i>	<i>0.00%</i>	<i>0.00%</i>	<i>1.92%</i>	<i>0.00%</i>	<i>0.00%</i>	<i>0.00%</i>	<i>0.00%</i>	<i>0.00%</i>	<i>0.00%</i>	<i>0.00%</i>	<i>0.00%</i>	<i>0.05%</i>

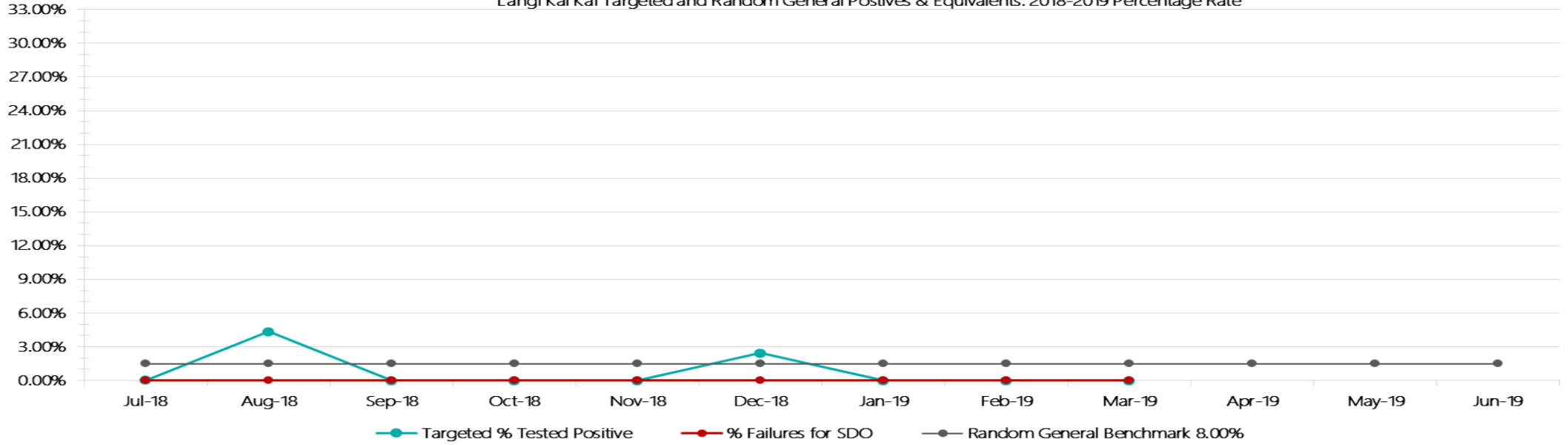
Langi Kal Kal Seizures of Contraband: Visitors & Prisoners – Monthly & 2018-2019

Visitors	GVM		Powder & Crystal		Synthetic (Suspected)		Prescription Medication		Buprenorphine		Alcohol & Home Brew		Syringes & Needles		Smoking Paraphernalia		Edged Weapons		Electronic Devices		Tools		Other		
	LKK	Finds	Gms	Finds	Gms	Finds	Gms	Finds	Qty	Finds	Qty	Finds	Ltrs	Finds	Qty	Finds	Qty	Finds	Qty	Finds	Qty	Finds	Qty	Finds	Qty
Jul-18	0	0	0.00	0	0.00	0	0.00	0	0.00	0	0.00	0	0.000	0	0	0	0	0	0	0	0	0	0	0	0
Aug-18	0	0	0.00	0	0.00	0	0.00	0	0.00	0	0.00	0	0.000	0	0	0	0	0	0	0	0	0	0	0	0
Sep-18	0	0	0.00	0	0.00	0	0.00	0	0.00	0	0.00	0	0.000	0	0	0	0	0	0	0	0	0	0	0	0
Oct-18	0	0	0.00	0	0.00	0	0.00	0	0.00	0	0.00	0	0.000	0	0	0	0	0	0	0	0	0	0	0	0
Nov-18	0	0	0.00	0	0.00	0	0.00	0	0.00	0	0.00	0	0.000	0	0	0	0	0	0	0	0	0	0	0	0
Dec-18	0	0	0.00	0	0.00	0	0.00	0	0.00	0	0.00	0	0.000	0	0	0	0	0	0	0	0	0	0	0	0
Jan-19	0	0	0.00	0	0.00	0	0.00	0	0.00	0	0.00	0	0.000	0	0	0	0	0	0	0	0	0	0	0	0
Feb-19	0	0	0.00	0	0.00	0	0.00	0	0.00	0	0.00	0	0.000	0	0	0	0	0	0	0	0	0	0	0	0
Mar-19	0	0	0.00	0	0.00	0	0.00	0	0.00	0	0.00	0	0.000	0	0	0	0	0	0	0	0	0	0	0	0
Apr-19																									
May-19																									
Jun-19																									
Total	0	0	0.00	0	0.00	0	0.00	0	0.00	0	0.00	0	0.000	0	0	0	0	0	0	0	0	0	0	0	0

Prisoners	GVM		Powder & Crystal		Synthetic (Suspected)		Prescription Medication		Buprenorphine		Alcohol & Home Brew		Syringes & Needles		Smoking Paraphernalia		Edged Weapons		Electronic Devices		Tools		Other		
	LKK	Finds	Gms	Finds	Gms	Finds	Gms	Finds	Qty	Finds	Qty	Finds	Ltrs	Finds	Qty	Finds	Qty	Finds	Qty	Finds	Qty	Finds	Qty	Finds	Qty
Jul-18	0	0	0.00	0	0.00	0	0.00	0	0.00	0	0.00	0	0.000	0	0	0	0	0	0	0	0	0	0	0	0
Aug-18	0	0	0.00	0	0.00	0	0.00	0	0.00	0	0.00	0	0.000	0	0	0	0	0	0	0	0	1	1	0	0
Sep-18	0	0	0.00	0	0.00	0	0.00	0	0.00	0	0.00	0	0.000	1	1	0	0	1	1	0	0	0	0	0	0
Oct-18	0	0	0.00	0	0.00	0	0.00	0	0.00	0	0.00	0	0.000	0	0	1	7	0	0	0	0	1	1	0	0
Nov-18	0	0	0.00	0	0.00	0	0.00	0	0.00	0	0.00	0	0.000	0	0	0	0	1	1	0	0	0	0	1	2
Dec-18	0	0	0.00	0	0.00	0	0.00	1	4.00	1	0.50	0	0.000	2	4	0	0	0	0	0	0	1	1	0	0
Jan-19	0	0	0.00	0	0.00	0	0.00	0	0.00	0	0.00	0	0.000	0	0	0	0	0	0	0	0	0	0	2	2
Feb-19	0	0	0.00	0	0.00	0	0.00	1	20.00	0	0.00	0	0.000	0	0	0	0	0	0	0	0	0	0	1	1
Mar-19	0	0	0.00	0	0.00	0	0.00	0	0.00	0	0.00	0	0.000	0	0	0	0	1	1	0	0	0	0	3	4
Apr-19																									
May-19																									
Jun-19																									
Total	0	0	0.00	0	0.00	0	0.00	2	24.00	1	0.50	0	0.000	3	5	1	7	3	3	0	0	3	3	7	9

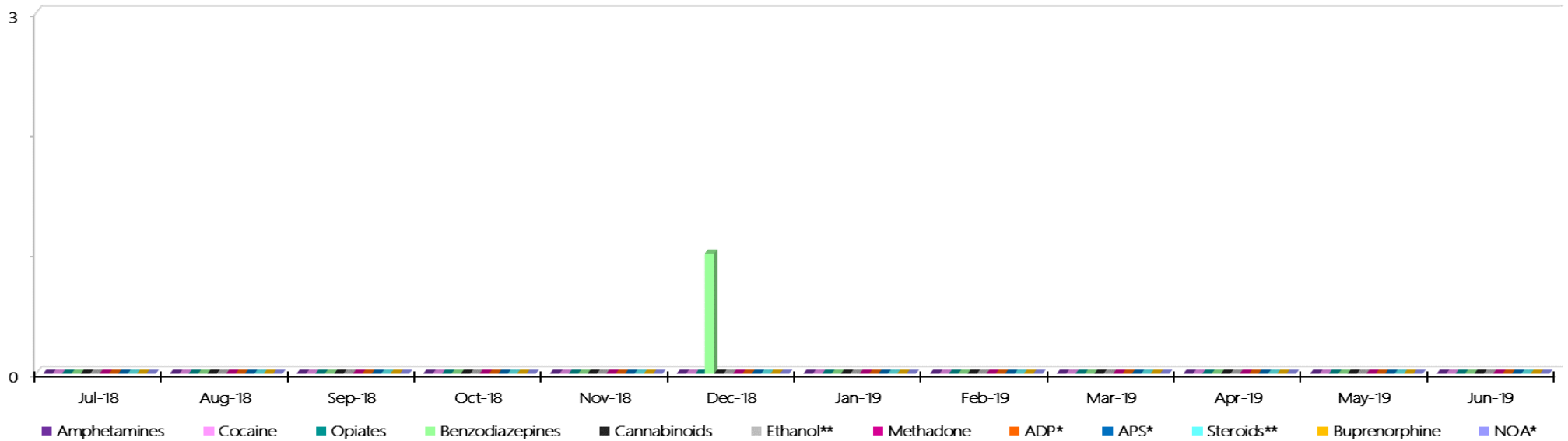
Langi Kal Kal Targeted and Random General Drug Test Positives & Equivalents - 2018-2019

Langi Kal Kal Targeted and Random General Postives & Equivalents: 2018-2019 Percentage Rate



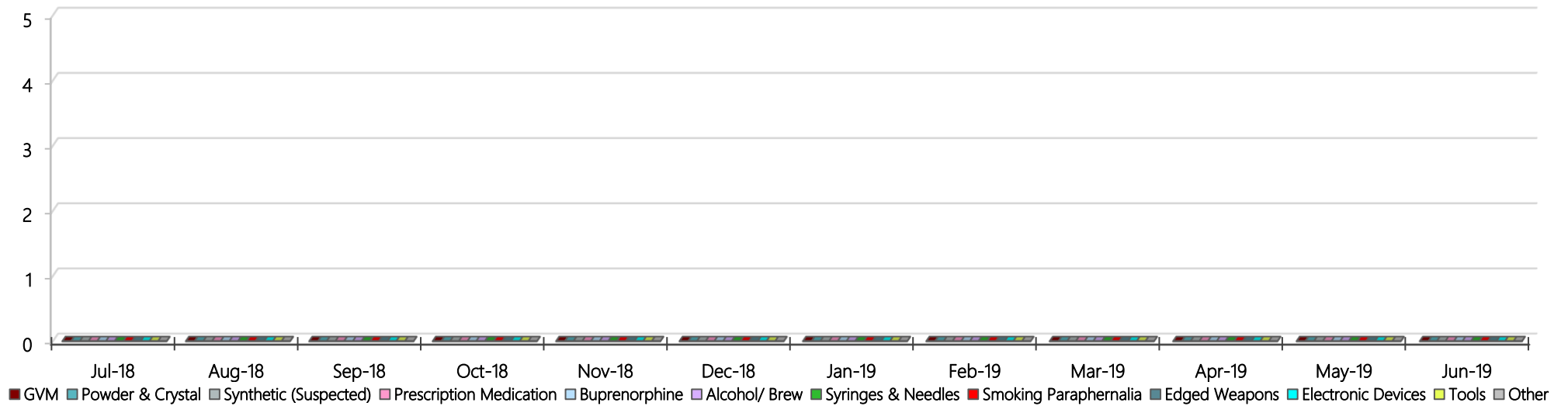
Langi Kal Kal Positive Test Results by Drug Type - 2018-2019

Langi Kal Kal Positive Test Results By Drug Type: 2018-2019



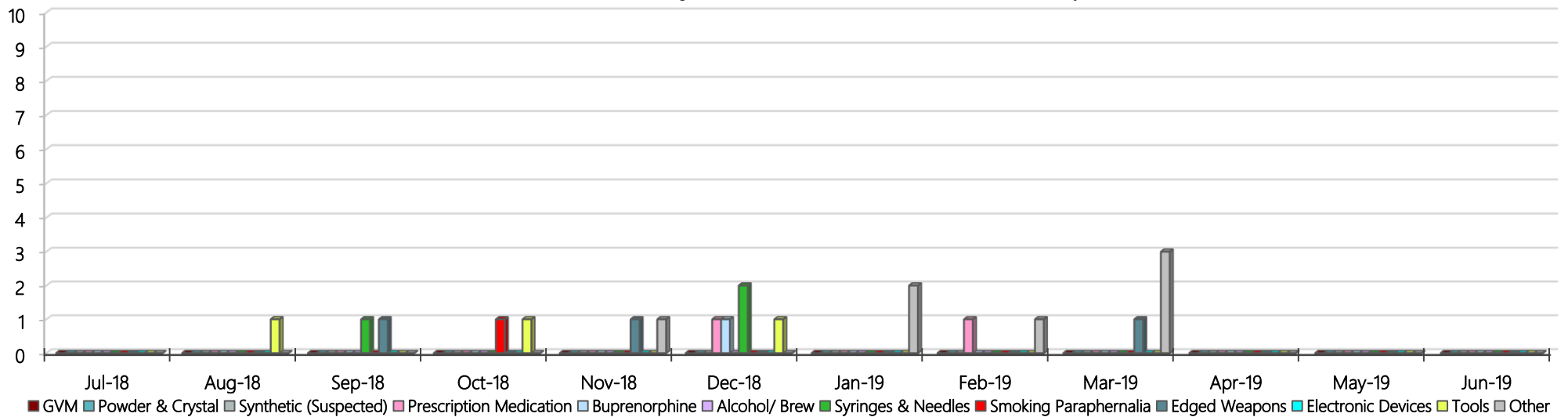
Langi Kal Kal Count of Visitor Seizure Finds – Monthly 2018-2019

Langi Kal Kal Count of Visitor Seizure Finds - Monthly 2018-2019



Langi Kal Kal Count of Prisoner Seizure Finds – Monthly 2018-2019

Langi Kal Kal Count of Prisoner Seizure Finds - Monthly 2018-2019



Tarrengower Prison

Targeted and Random General Drug Test Results: 2018-2019

Tarrengower	Jul-18	Aug-18	Sep-18	Oct-18	Nov-18	Dec-18	Jan-19	Feb-19	Mar-19	Apr-19	May-19	Jun-19	Average	Totals
Effective Sample - Targeted	24	15	3	4	7	26	21	0	0				11	100
Targeted Positives	0	0	0	0	0	0	0	0	0				0	0
Refusal	0	0	0	0	0	0	0	0	0				0	0
Unable	0	0	0	0	0	0	0	0	0				0	0
Interfered	0	0	0	0	0	0	0	0	0				0	0
Adulterated	0	0	0	0	0	0	0	0	0				0	0
Targeted % Tested Positive	0.00%	0.00%	0.00%	0.00%	0.00%	0.00%	0.00%	0.00%	0.00%				0.00%	0.00%
Awaiting / Pending Results	0	0	0	0	0	0	0	0	0				0	0
Targeted Residual	0	0	0	0	0	0	0	0	0				0	0
Random tests collected	15	10	9	13	10	10	8	10	12				11	97
Tested Positive	0	0	0	0	0	0	0	0	0				0	0
Refusal (guilty)	0	0	0	0	0	0	0	0	0				0	0
Unable (not guilty)	0	0	0	0	0	0	0	0	0				0	0
Unable (guilty)	0	0	0	0	0	0	0	0	0				0	0
Interfered (guilty)	0	0	0	0	0	0	0	0	0				0	0
No test (valid reason)	0	1	0	0	0	0	0	0	0				0	1
No test (no valid reason)	0	0	0	0	0	0	0	0	0				0	0
Adulterated	0	0	0	0	0	0	0	0	0				0	0
Awaiting / Pending Results	0	0	0	0	0	0	0	0	0				0	0
Random Residual (PIMS URAR030)	0	0	0	0	0	0	0	0	0					0
Effective Sample - Random General	15	10	9	13	10	10	8	10	12				11	97
% Tested positive	0.00%	0.00%	0.00%	0.00%	0.00%	0.00%	0.00%	0.00%	0.00%				0.00%	
% Prisoner guilty, positive equivalents	0.00%	0.00%	0.00%	0.00%	0.00%	0.00%	0.00%	0.00%	0.00%				0.00%	
% Total prisoner fails	0.00%	0.00%	0.00%	0.00%	0.00%	0.00%	0.00%	0.00%	0.00%				0.00%	
% No test without valid reason	0.00%	0.00%	0.00%	0.00%	0.00%	0.00%	0.00%	0.00%	0.00%				0.00%	
Random General Benchmark 1.50%	1.50%	1.50%	1.50%	1.50%	1.50%	1.50%	1.50%	1.50%	1.50%				YTD	
% Failures for SDO	0.00%	0.00%	0.00%	0.00%	0.00%	0.00%	0.00%	0.00%	0.00%				0.00%	

Tarrengower - Drugs Identified Through Testing by Drug Type – Monthly & 2018-2019

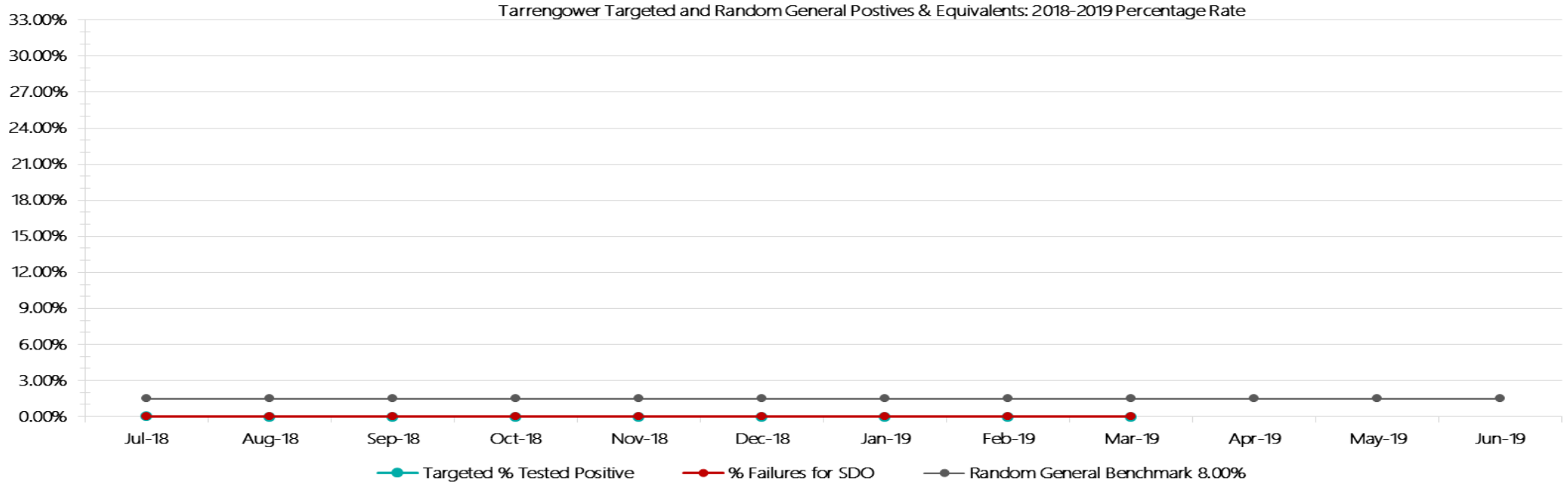
Tarrengower	Amphetamines	Cocaine	Opiates	Benzodiazepines	Cannabinoids	Ethanol**	Metadone	ADP*	APS*	Steroids**	Buprenorphine	NOA*	Total
Jul-18	0	0	0	0	0	0	0	0	0	0	0	0	0
Aug-18	0	0	0	0	0	0	0	0	0	0	0	0	0
Sep-18	0	0	0	0	0	0	0	0	0	0	0	0	0
Oct-18	0	0	0	0	0	0	0	0	0	0	0	0	0
Nov-18	0	0	0	0	0	0	0	0	0	0	0	0	0
Dec-18	0	0	0	0	0	0	0	0	0	0	0	0	0
Jan-19	0	0	0	0	0	0	0	0	0	0	0	0	0
Feb-19	0	0	0	0	0	0	0	0	0	0	0	0	0
Mar-19	0	0	0	0	0	0	0	0	0	0	0	0	0
Apr-19													
May-19													
Jun-19													
Tarrengower YTD	0	0	0	0	0	0	0	0	0	0	0	0	0
<i>All Prisons YTD</i>	<i>293</i>	<i>1</i>	<i>59</i>	<i>52</i>	<i>30</i>	<i>5</i>	<i>40</i>	<i>32</i>	<i>23</i>	<i>0</i>	<i>1338</i>	<i>3</i>	<i>1876</i>
<i>Tarrengower % of Total</i>	<i>0.00%</i>	<i>0.00%</i>	<i>0.00%</i>	<i>0.00%</i>	<i>0.00%</i>	<i>0.00%</i>	<i>0.00%</i>	<i>0.00%</i>	<i>0.00%</i>	<i>0.00%</i>	<i>0.00%</i>	<i>0.00%</i>	<i>0.00%</i>

Tarrengower Seizures of Contraband: Visitors & Prisoners – Monthly & 2018-2019

Visitors	GVM		Powder & Crystal		Synthetic (Suspected)		Prescription Medication		Buprenorphine		Alcohol & Home Brew		Syringes		Smoking Paraphernalia		Edged Weapons		Electronic Devices		Tools		Other	
	Finds	Gms	Finds	Gms	Finds	Gms	Finds	Qty	Finds	Qty	Finds	Ltrs	Finds	Qty	Finds	Qty	Finds	Qty	Finds	Qty	Finds	Qty	Finds	Qty
T'gower																								
Jul-18	0	0.00	0	0.00	0	0.00	0	0.00	0	0.00	0	0.000	0	0	0	0	0	0	0	0	0	0	0	0
Aug-18	0	0.00	0	0.00	0	0.00	0	0.00	0	0.00	0	0.000	0	0	0	0	0	0	0	0	0	0	0	0
Sep-18	0	0.00	0	0.00	0	0.00	0	0.00	0	0.00	0	0.000	0	0	0	0	0	0	0	0	0	0	0	0
Oct-18	0	0.00	0	0.00	0	0.00	0	0.00	0	0.00	0	0.000	0	0	0	0	0	0	0	0	0	0	0	0
Nov-18	0	0.00	0	0.00	0	0.00	0	0.00	0	0.00	0	0.000	0	0	0	0	0	0	0	0	0	0	0	0
Dec-18	0	0.00	0	0.00	0	0.00	0	0.00	0	0.00	0	0.000	0	0	0	0	0	0	0	0	0	0	0	0
Jan-19	0	0.00	0	0.00	0	0.00	0	0.00	0	0.00	0	0.000	0	0	0	0	0	0	0	0	0	0	0	0
Feb-19	0	0.00	0	0.00	0	0.00	0	0.00	0	0.00	0	0.000	0	0	0	0	0	0	0	0	0	0	0	0
Mar-19	0	0.00	0	0.00	0	0.00	0	0.00	0	0.00	0	0.000	0	0	0	0	0	0	0	0	0	0	0	0
Apr-19																								
May-19																								
Jun-19																								
Total	0	0.00	0	0.00	0	0.00	0	0.00	0	0.00	0	0.000	0	0	0	0	0	0	0	0	0	0	0	0

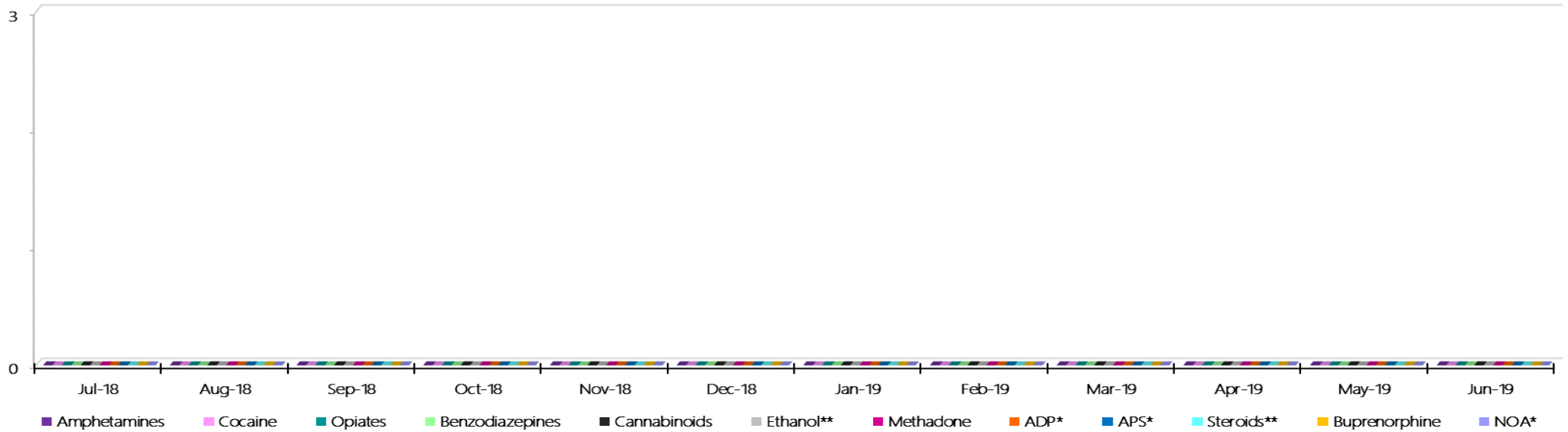
Prisoners	GVM		Powder & Crystal		Synthetic (Suspected)		Prescription Medication		Buprenorphine		Alcohol & Home Brew		Syringes		Smoking Paraphernalia		Edged Weapons		Electronic Devices		Tools		Other	
	Finds	Gms	Finds	Gms	Finds	Gms	Finds	Qty	Finds	Qty	Finds	Ltrs	Finds	Qty	Finds	Qty	Finds	Qty	Finds	Qty	Finds	Qty	Finds	Qty
T'gower																								
Jul-18	0	0.00	0	0.00	0	0.00	0	0.00	0	0.00	0	0.000	0	0	1	4	0	0	0	0	0	0	2	8
Aug-18	0	0.00	0	0.00	2	12.10	0	0.00	0	0.00	0	0.000	0	0	1	1	0	0	0	0	0	0	1	4
Sep-18	0	0.00	0	0.00	0	0.00	0	0.00	0	0.00	0	0.000	1	2	2	6	0	0	0	0	0	0	2	2
Oct-18	0	0.00	0	0.00	0	0.00	0	0.00	0	0.00	0	0.000	0	0	1	1	0	0	0	0	1	1	0	0
Nov-18	0	0.00	2	0.80	0	0.00	1	14.50	0	0.00	0	0.000	0	0	6	15	0	0	0	0	2	3	3	4
Dec-18	0	0.00	0	0.00	0	0.00	0	0.00	0	0.00	0	0.000	0	0	0	0	0	0	0	0	0	0	2	2
Jan-19	0	0.00	0	0.00	0	0.00	0	0.00	0	0.00	0	0.000	0	0	0	0	0	0	0	0	1	1	2	2
Feb-19	0	0.00	0	0.00	0	0.00	0	0.00	0	0.00	0	0.000	0	0	0	0	0	0	0	0	0	0	0	0
Mar-19	0	0.00	0	0.00	0	0.00	0	0.00	0	0.00	0	0.000	0	0	1	1	0	0	1	1	1	1	0	0
Apr-19																								
May-19																								
Jun-19																								
Total	0	0.00	2	0.80	2	12.10	1	14.50	0	0.00	0	0.000	1	2	12	28	0	0	1	1	5	6	12	22

Tarrengower Targeted and Random General Drug Test Positives & Equivalentents - 2018-2019



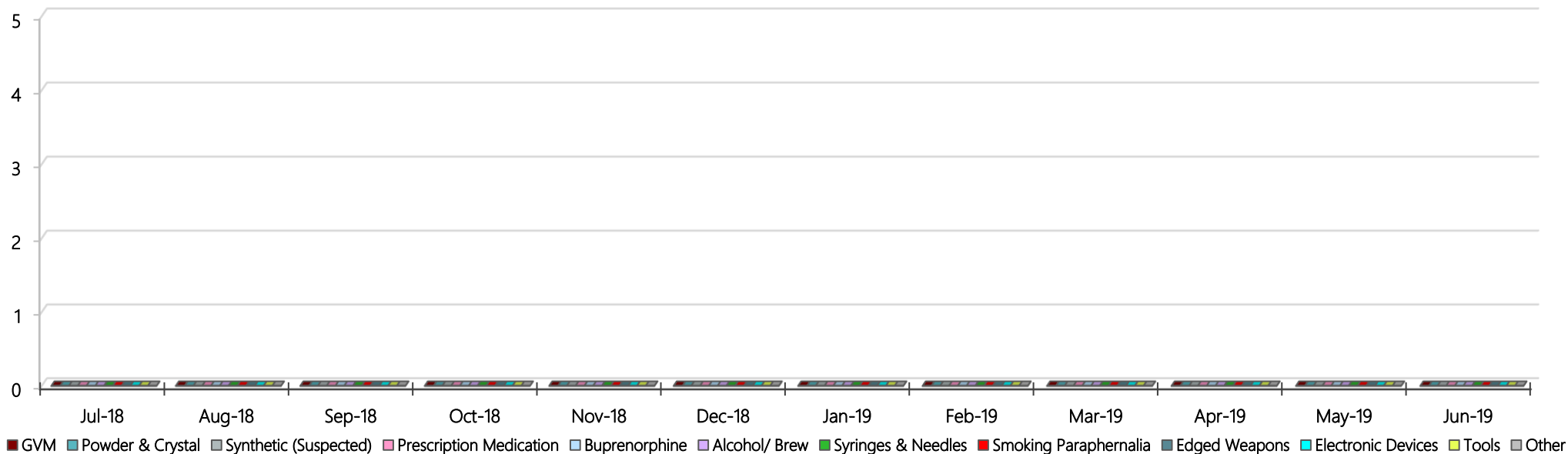
Tarrengower Positive Test Results by Drug Type - 2018-2019

Tarrengower Positive Test Results By Drug Type: 2018-2019



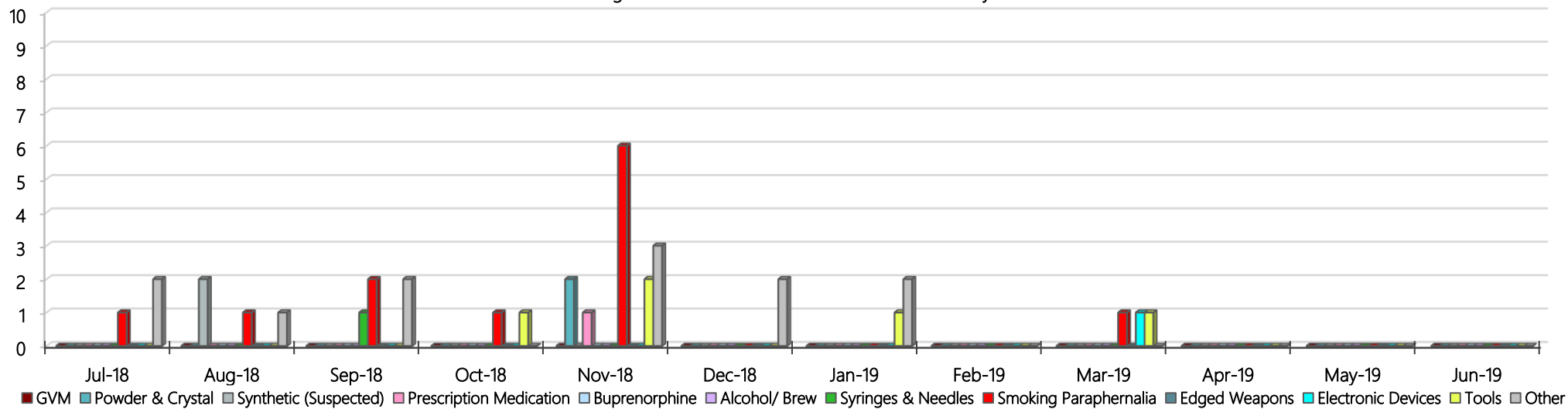
Tarengower Count of Visitor Seizures Finds – Monthly 2018-2019

Tarengower Count of Visitor Seizure Finds - Monthly 2018-2019



Tarengower Count of Prisoner Seizure Finds – Monthly 2018-2019

Tarengower Count of Prisoner Seizure Finds - Monthly 2018-2019



Judy Lazarus Transition Centre Targeted and Random General Drug Test Results: 2018-2019

JLTC	Jul-18	Aug-18	Sep-18	Oct-18	Nov-18	Dec-18	Jan-19	Feb-19	Mar-19	Apr-19	May-19	Jun-19	Average	Totals
Effective Sample - Targeted	6	1	3	2	2	2	3	0	2				2	21
Targeted Positives	0	0	0	0	0	0	0	0	0				0	0
Refusal	0	0	0	0	0	0	0	0	0				0	0
Unable	0	0	0	0	0	0	0	0	0				0	0
Interfered	0	0	0	0	0	0	0	0	0				0	0
Adulterated	0	0	0	0	0	0	0	0	0				0	0
Targeted % Tested Positive	0.00%	0.00%	0.00%	0.00%	0.00%	0.00%	0.00%	0.00%	0.00%				0.00%	0.00%
Awaiting / Pending Results	0	0	0	0	0	0	0	0	0				0	0
Targeted Residual	0	0	0	0	0	0	0	0	0				0	0
Random tests collected	5	3	4	5	4	5	4	4	4				4	38
Tested Positive	0	0	0	0	0	0	0	0	0				0	0
Refusal (guilty)	0	0	0	0	0	0	0	0	0				0	0
Unable (not guilty)	0	0	0	0	0	0	0	0	0				0	0
Unable (guilty)	0	0	0	0	0	0	0	0	0				0	0
Interfered (guilty)	0	0	0	0	0	0	0	0	0				0	0
No test (valid reason)	0	1	0	0	0	0	0	0	0				0	1
No test (no valid reason)	0	0	0	0	0	0	0	0	0				0	0
Adulterated	0	0	0	0	0	0	0	0	0				0	0
Awaiting / Pending Results	0	0	0	0	0	0	0	0	0				0	0
Random Residual (PIMS URAR030)	0	0	0	0	0	0	0	0	0					0
Effective Sample - Random General	5	3	4	5	4	5	4	4	4				4	38
% Tested positive	0.00%	0.00%	0.00%	0.00%	0.00%	0.00%	0.00%	0.00%	0.00%				0.00%	
% Prisoner guilty, positive equivalents	0.00%	0.00%	0.00%	0.00%	0.00%	0.00%	0.00%	0.00%	0.00%				0.00%	
% Total prisoner fails	0.00%	0.00%	0.00%	0.00%	0.00%	0.00%	0.00%	0.00%	0.00%				0.00%	
% No test without valid reason	0.00%	0.00%	0.00%	0.00%	0.00%	0.00%	0.00%	0.00%	0.00%				0.00%	
Random General Benchmark 5.00%	3.50%	3.50%	3.50%	3.50%	3.50%	3.50%	3.50%	3.50%	3.50%				YTD	
% Failures for SDO	0.00%	0.00%	0.00%	0.00%	0.00%	0.00%	0.00%	0.00%	0.00%				0.00%	

JLTC - Drugs Identified Through Testing by Drug Type – Monthly & 2018-2019

JLTC	Amphetamines	Cocaine	Opiates	Benzodiazepines	Cannabinoids	Ethanol**	Methadone	ADP*	APS*	Steroids**	Buprenorphine	NOA*	Total
Jul-18	0	0	0	0	0	0	0	0	0	0	0	0	0
Aug-18	0	0	0	0	0	0	0	0	0	0	0	0	0
Sep-18	0	0	0	0	0	0	0	0	0	0	0	0	0
Oct-18	0	0	0	0	0	0	0	0	0	0	0	0	0
Nov-18	0	0	0	0	0	0	0	0	0	0	0	0	0
Dec-18	0	0	0	0	0	0	0	0	0	0	0	0	0
Jan-19	0	0	0	0	0	0	0	0	0	0	0	0	0
Feb-19	0	0	0	0	0	0	0	0	0	0	0	0	0
Mar-19	0	0	0	0	0	0	0	0	0	0	0	0	0
Apr-19													
May-19													
Jun-19													
JLTC YTD	0	0	0	0	0	0	0	0	0	0	0	0	0
<i>All Prisons YTD</i>	<i>293</i>	<i>1</i>	<i>59</i>	<i>52</i>	<i>30</i>	<i>5</i>	<i>40</i>	<i>32</i>	<i>23</i>	<i>0</i>	<i>1338</i>	<i>3</i>	<i>1876</i>
<i>JLTC % of Total</i>	<i>0.00%</i>	<i>0.00%</i>	<i>0.00%</i>	<i>0.00%</i>	<i>0.00%</i>	<i>0.00%</i>	<i>0.00%</i>	<i>0.00%</i>	<i>0.00%</i>	<i>0.00%</i>	<i>0.00%</i>	<i>0.00%</i>	<i>0.00%</i>

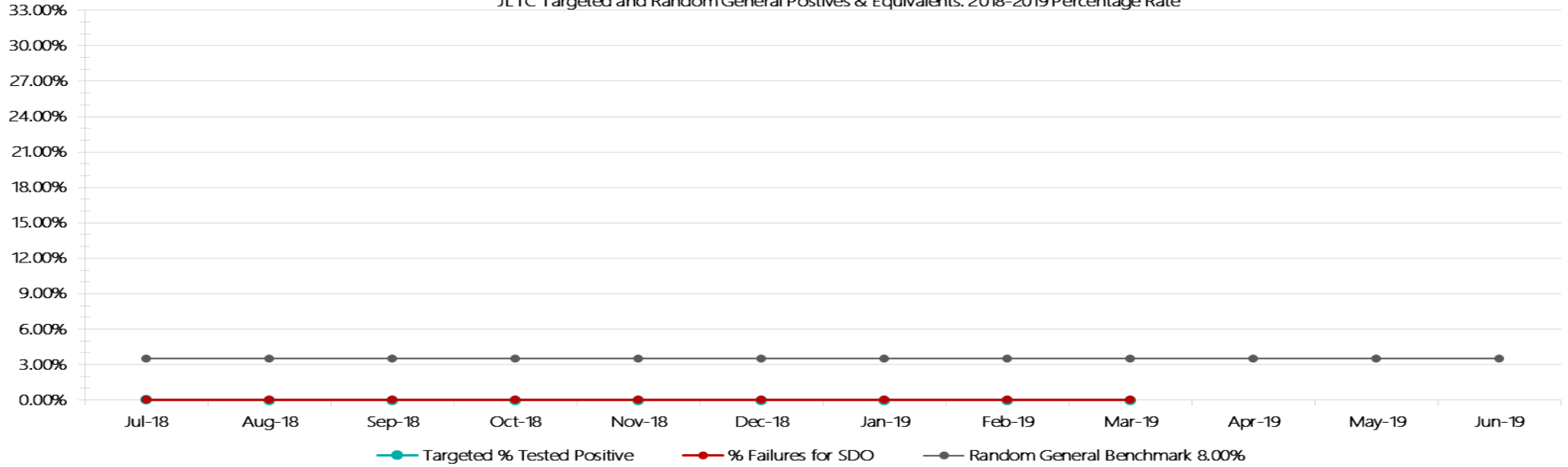
JLTC Seizures of Contraband: Visitors & Prisoners – Monthly & 2018-2019

Visitors	GVM		Powder & Crystal		Synthetic (Suspected)		Prescription Medication		Buprenorphine		Alcohol & Home Brew		Syringes		Smoking Paraphernalia		Edged Weapons		Electronic Devices		Tools		Other	
	Finds	Gms	Finds	Gms	Finds	Gms	Finds	Qty	Finds	Qty	Finds	Ltrs	Finds	Qty	Finds	Qty	Finds	Qty	Finds	Qty	Finds	Qty	Finds	Qty
Jul-18	0	0.00	0	0.00	0	0.00	0	0.00	0	0.00	0	0.000	0	0	0	0	0	0	0	0	0	0	0	0
Aug-18	0	0.00	0	0.00	0	0.00	0	0.00	0	0.00	0	0.000	0	0	0	0	0	0	0	0	0	0	0	0
Sep-18	0	0.00	0	0.00	0	0.00	0	0.00	0	0.00	0	0.000	0	0	0	0	0	0	0	0	0	0	0	0
Oct-18	0	0.00	0	0.00	0	0.00	0	0.00	0	0.00	0	0.000	0	0	0	0	0	0	0	0	0	0	0	0
Nov-18	0	0.00	0	0.00	0	0.00	0	0.00	0	0.00	0	0.000	0	0	0	0	0	0	0	0	0	0	0	0
Dec-18	0	0.00	0	0.00	0	0.00	0	0.00	0	0.00	0	0.000	0	0	0	0	0	0	0	0	0	0	0	0
Jan-19	0	0.00	0	0.00	0	0.00	0	0.00	0	0.00	0	0.000	0	0	0	0	0	0	0	0	0	0	0	0
Feb-19	0	0.00	0	0.00	0	0.00	0	0.00	0	0.00	0	0.000	0	0	0	0	0	0	0	0	0	0	0	0
Mar-19	0	0.00	0	0.00	0	0.00	0	0.00	0	0.00	0	0.000	0	0	0	0	0	0	0	0	0	0	0	0
Apr-19																								
May-19																								
Jun-19																								
Total	0	0.00	0	0.00	0	0.00	0	0.00	0	0.00	0	0.000	0	0	0	0	0	0	0	0	0	0	0	0

Prisoners	GVM		Powder & Crystal		Synthetic (Suspected)		Prescription Medication		Buprenorphine		Alcohol & Home Brew		Syringes		Smoking Paraphernalia		Edged Weapons		Electronic Devices		Tools		Other		
	Finds	Gms	Finds	Gms	Finds	Gms	Finds	Qty	Finds	Qty	Finds	Ltrs	Finds	Qty	Finds	Qty	Finds	Qty	Finds	Qty	Finds	Qty	Finds	Qty	
Jul-18	0	0.00	0	0.00	0	0.00	1	1.00	0	0.00	0	0.000	0	0	0	0	0	0	0	0	0	0	0	0	
Aug-18	0	0.00	0	0.00	0	0.00	0	0.00	0	0.00	0	0.000	0	0	0	0	0	0	0	0	0	1	1	0	0
Sep-18	0	0.00	0	0.00	0	0.00	0	0.00	0	0.00	0	0.000	0	0	1	3	0	0	1	1	1	1	2	54	
Oct-18	0	0.00	0	0.00	0	0.00	0	0.00	0	0.00	0	0.000	0	0	0	0	0	0	1	1	0	0	1	1	
Nov-18	0	0.00	0	0.00	0	0.00	0	0.00	0	0.00	0	0.000	0	0	1	3	0	0	1	2	0	0	0	0	
Dec-18	0	0.00	0	0.00	0	0.00	0	0.00	0	0.00	0	0.000	0	0	0	0	0	0	0	0	0	0	0	0	
Jan-19	0	0.00	0	0.00	0	0.00	0	0.00	0	0.00	0	0.000	0	0	0	0	0	0	1	1	1	1	1	1	
Feb-19	0	0.00	0	0.00	0	0.00	0	0.00	0	0.00	0	0.000	0	0	0	0	0	0	0	0	0	0	0	0	
Mar-19	0	0.00	0	0.00	0	0.00	0	0.00	0	0.00	0	0.000	0	0	0	0	0	0	0	0	0	0	0	0	
Apr-19																									
May-19																									
Jun-19																									
Total	0	0.00	0	0.00	0	0.00	1	1.00	0	0.00	0	0.000	0	0	2	6	0	0	4	5	3	3	4	56	

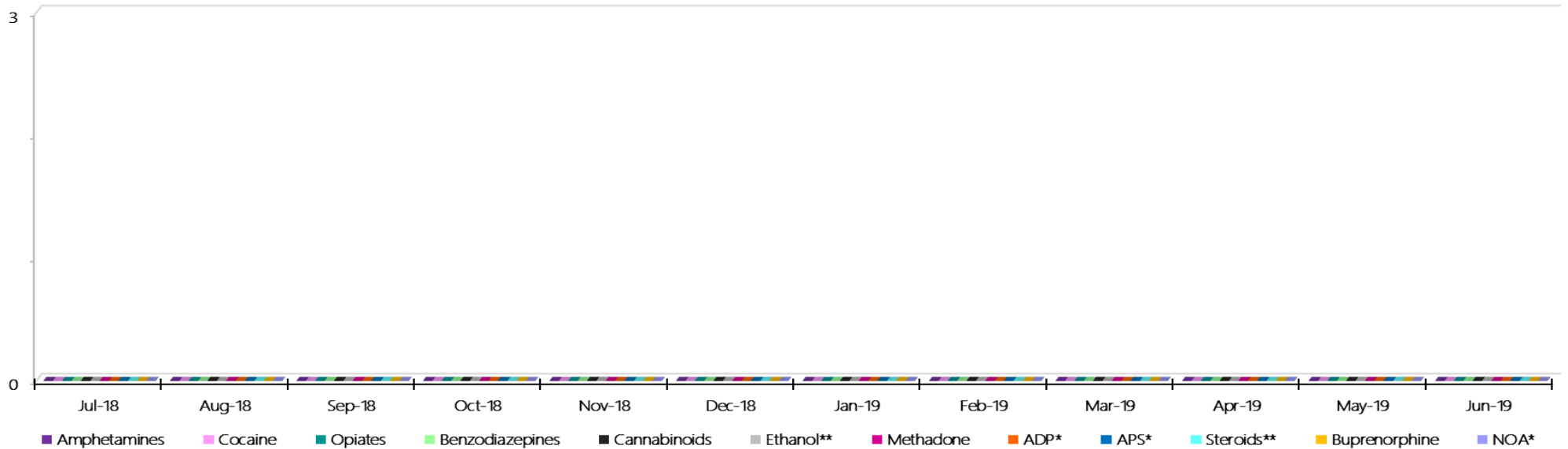
JLTC Targeted and Random General Drug Test Positives & Equivalents - 2018-2019

JLTC Targeted and Random General Postives & Equivalents: 2018-2019 Percentage Rate



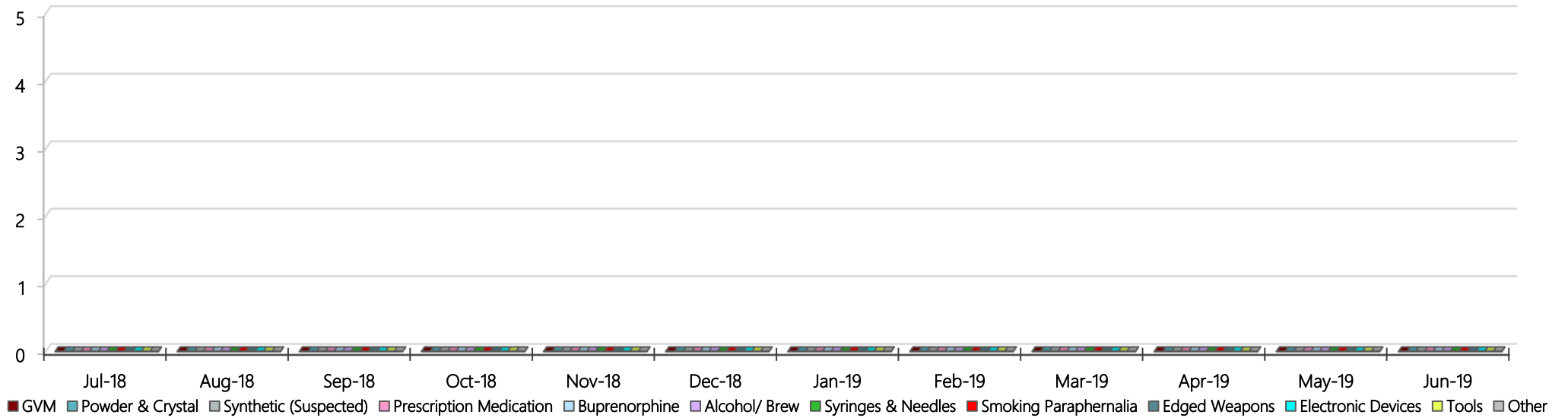
JLTC Positive Test Results by Drug Type - 2018-2019

JLTC Positive Test Results By Drug Type: 2018-2019



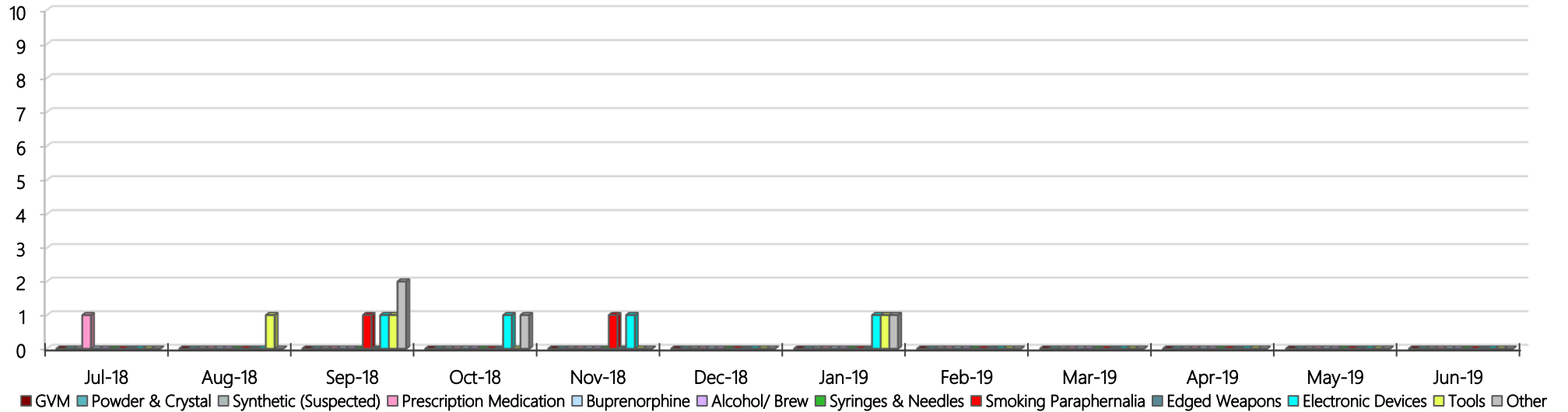
JLTC Count of Visitor Seizure Finds – Monthly 2018-2019

JLTC Count of Visitor Seizure Finds - Monthly 2018-2019



JLTC Count of Prisoner Seizure Finds – Monthly 2018-2019

JLTC Count of Prisoner Seizure Finds - Monthly 2018-2019



- PAGE LEFT BLANK INTENTIONALLY -