

# Corrections Victoria

2019 - 2020

## Drugs in Victorian Prisons Report

October 2019

Report on Prohibited Drug Use and  
Contraband Seized in Victorian Prisons

The System Performance Branch produces the Drugs in Victorian Prisons Report (DIVPR) each month to provide data pertaining to drug use – both illicit use and prescription misuse - and contraband seizures in Victorian prisons. The report is provided on a monthly basis, and is made available to selected stakeholders, such as the Assistant Commissioner Security and Intelligence Division, Deputy Commissioner Operations, General Manager Security and Emergency Services Group, General Manager Corrections Victoria Intelligence Unit, and Prison General Managers and Regional Directors. The report is designed to provide information for consideration of action, including the deployment of resources to detect and reduce drugs in Victorian prisons.

The DIVPR specifically compiles and presents data in the following areas:

- drug test results for Random General and Targeted testing,
- types of drugs identified through drug testing,
- seizures of contraband from visitors and prisoners

The first section of the DIVPR provides a statewide overview of the above data, with the second section providing location specific data. In a bid to include details of all drug test results from the preceding month, compilation does not commence until after the 15<sup>th</sup> day of the following month. Information is provided by Prison Intelligence Units (seizures), the Drug Strategy Support Team (drug metabolite breakdowns), as well as the Monitoring, Standards and Reporting Unit (Random General – SDO8 data).

There has been an amendment to the seizure category of “Syringes”, which has been renamed to “Syringes & Needles”, to capture needles modified for drug use.

As part of the commitment to reducing the volume of strip searches in the women's prisons, Corrections Victoria has implemented a 12-month trial of saliva testing, which commenced in March 2019. The trial has replaced the majority of urine testing with an initial saliva test at Dame Phyllis Frost Centre and Tarrengower Prison. Due to the need for confirmatory testing, any prisoner returning a positive result on a saliva swab will be directed to complete a urine test.

As of February 2019, Corrections Victoria amended its data reporting process relating to the types of drugs detected within the prison system to more efficiently report on Methamphetamines. Whilst the number of Methamphetamine positives is accurate, the number of Amphetamine positives may be over represented. This is due to Methamphetamine positives coming from the drug 'ICE' and Amphetamines also being present in the majority of these positives due to the way the drug is manufactured and how it metabolises within the body.

## Table of Contents

STATEWIDE OVERVIEW .....	5
Drug Test Results: 2019-2020.....	5
Graph of Targeted and Random General Drug Test Positives & Equivalents 2019-2020 .....	8
Targeted and Random General Drug Test Positives & Equivalents: 2019-2020.....	9
Location Muster against Drug Tests Collected and % Positive.....	10
DRUGS IDENTIFIED THROUGH DRUG TESTING .....	11
Positive Drug Test Results by Drug Type per Prison Location: October 2019.....	11
Graph of Positive Drug Test Results: Drug Type by Prison: October 2019 .....	12
Year to Date Comparison - Current Financial Year and Previous Financial Years .....	13
Breakdown of Amphetamine & Opiate Drug Groups by Metabolite – 2019-2020.....	14
Positive by Location: YTD 2019-2020 .....	15
Percentage Positive by Location: YTD 2019-2020.....	16
Visitors – October 2019.....	17
Graphs of Seizures of Contraband: Visitors – October 2019 & YTD 2019-2020.....	19
Graphs of Seizures of Contraband: Prisoners – October 2019 & YTD 2019-2020 .....	22
LOCATION SPECIFIC RESULTS .....	23
Barwon Prison.....	24
Melbourne Assessment Prison.....	29
Metropolitan Remand Centre .....	34
Port Phillip Prison .....	39
Dame Phyllis Frost Centre .....	44
Fulham Correctional Centre .....	49

Hopkins Correctional Centre.....	54
Karreenga (annex of Marngoneet) .....	59
Marngoneet Correctional Centre.....	64
Loddon Prison .....	69
Middleton (annex of Loddon) .....	74
Ravenhall Correctional Centre .....	79
Beechworth Correctional Centre.....	84
Dhurringile Prison.....	89
Langi Kal Kal Prison .....	94
Tarregower Prison.....	99
Judy Lazarus Transition Centre .....	104

## STATEWIDE OVERVIEW

### *Drug Test Results: 2019-2020*

#### *Random General Positive Rate*

As at 15 November 2019, the number of Random General drug test samples collected in October was 854, of which 4.57% were positive. This is in comparison to the previous month, whereby 1,070 Random General tests were collected, of which 4.39% were positive.

- The following locations exceeded their Random General benchmark for the month of October 2019:
  - Barwon Prison,
  - Dhurringile Prison,
  - Hopkins Correctional Centre,
  - Judy Lazurus Transition Centre,
  - Marngoneet Correctional Centre,
  - Melbourne Assessment Prison, and
  - Metropolitan Remand Centre.
- The 2019-2020 Random General positive rate across all locations is 4.76%, with the following locations exceeding their benchmark for the year:
  - Barwon Prison,
  - Loddon Prison,
  - Judy Lazurus Transition Centre,
  - Marngoneet Correctional Centre, and
  - Metropolitan Remand Centre.

#### *Targeted Positive Rate*

The number of Targeted drug tests collected in October was 1,914 of which 10.40% were positive.

This is in comparison to the previous month, whereby 1,714 Targeted drug tests were collected, of which 9.10% were positive.

- The following locations had the highest Targeted positive rates for the month of October 2019:
  - Barwon Prison,
  - Hopkins Correctional Centre,
  - Marngoneet Correctional Centre, and
  - Metropolitan Remand Centre

The 2019-2020 Targeted positive rate for all locations is 9.45%, with the following locations having the highest Targeted positive rates for the year:

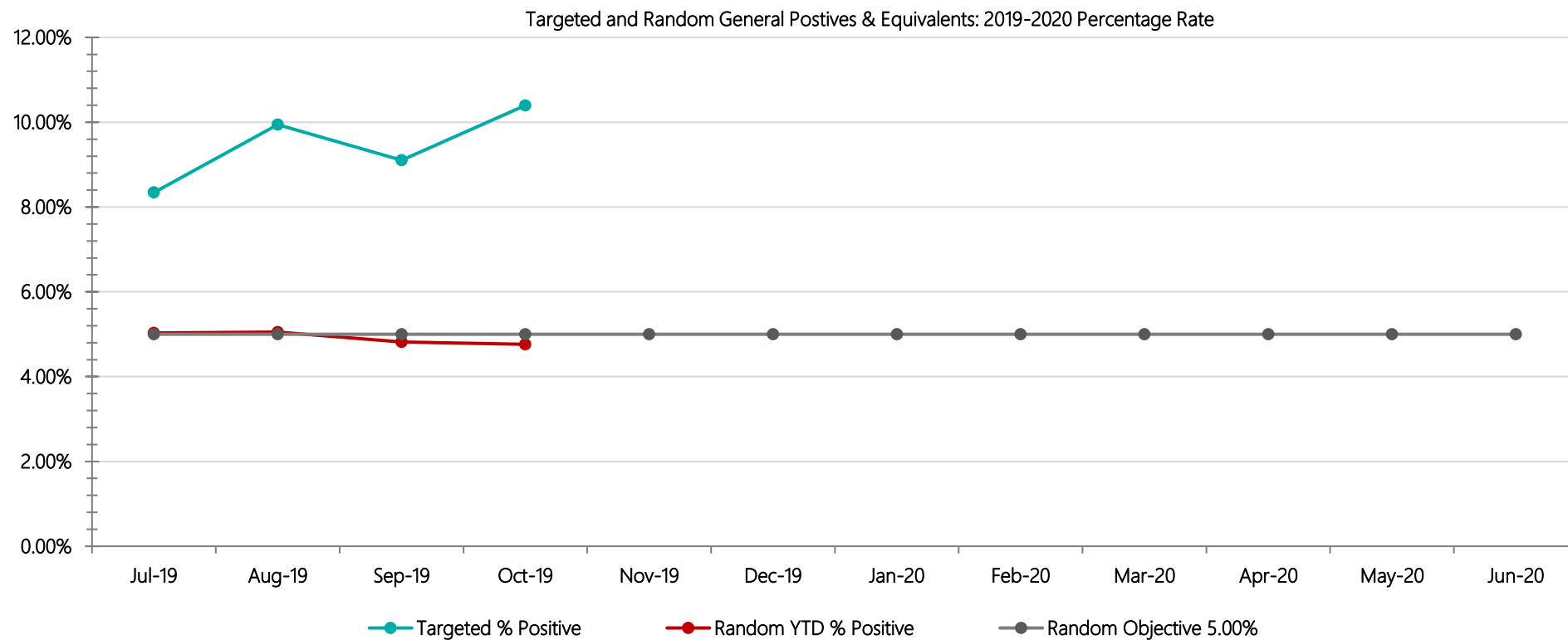
- Barwon Prison,
- Hopkins Correctional Centre, and
- Metropolitan Remand Centre.

Targeted testing is used by intelligence officers to identify and intervene in use, and a high positive rate may therefore indicate well directed intelligence.

*Note: The Commissioner defines a Random General positive as positives, refusals, and unables found guilty at a GMDH, as well as interfered and adulterated results. Random General data is provided by the Monitoring, Standards and Reporting Unit, with adjustments reflected in the following reporting month. October data provided 15 November 2019. Targeted and Positive Results by Drug Type are retrieved from PIMS by the System Performance Branch. October data provided 15 November 2019.*

TARGETED	Jul-19	Aug-19	Sep-19	Oct-19	Nov-19	Dec-19	Jan-20	Feb-20	Mar-20	Apr-20	May-20	Jun-20	YTD Av.
Barwon	14.77%	14.72%	16.98%	16.79%									15.66%
MAP	7.06%	7.78%	6.35%	9.46%									7.69%
MRC	8.70%	21.17%	11.26%	17.22%									14.33%
PPP	9.97%	13.70%	16.41%	8.80%									11.94%
DPFC	18.18%	4.44%	4.46%	12.00%									8.90%
Fulham	9.82%	10.29%	6.37%	13.71%									10.01%
Hopkins	13.64%	14.29%	0.00%	18.75%									12.07%
Karreenga	11.36%	9.76%	13.04%	14.71%									11.97%
Marngoneet	2.86%	4.62%	13.43%	22.02%									11.27%
Loddon	10.98%	6.85%	16.67%	4.62%									9.93%
Middleton	5.56%	13.95%	5.56%	6.12%									7.69%
Ravenhall	5.60%	7.28%	6.25%	6.98%									6.57%
Beechworth	0.00%	0.00%	2.63%	0.00%									0.60%
Dhurringile	5.38%	2.22%	2.56%	2.59%									3.31%
Langi Kal Kal	0.00%	0.00%	0.00%	0.00%									0.00%
Tarrengower	0.00%	0.00%	0.00%	0.00%									0.00%
JLTC	0.00%	0.00%	0.00%	0.00%									0.00%
Targeted % Positive	8.34%	9.94%	9.10%	10.40%									9.45%
RANDOM - Benchmark	Jul-19	Aug-19	Sep-19	Oct-19	Nov-19	Dec-19	Jan-20	Feb-20	Mar-20	Apr-20	May-20	Jun-20	YTD
Barwon - 8.00%	13.56%	8.70%	8.33%	14.58%									11.27%
MAP - 8.00%	3.33%	5.26%	6.25%	9.52%									5.88%
MRC - 7.00%	14.29%	15.74%	7.94%	8.16%									11.61%
PPP	6.25%	9.43%	6.56%	1.96%									6.11%
DPFC - 7.25%	0.00%	0.00%	1.41%	3.39%									1.12%
Fulham	0.00%	0.00%	2.70%	0.00%									0.75%
Hopkins - 3.50%	1.87%	1.18%	3.64%	4.44%									2.81%
Karreenga - 3.50%	4.55%	8.57%	0.00%	0.00%									3.16%
Marngoneet - 6.50%	3.85%	7.81%	7.59%	11.48%									7.45%
Loddon - 5.00%	8.33%	6.25%	10.00%	4.17%									7.41%
Middleton - 4.00%	0.00%	3.13%	2.63%	0.00%									1.47%
Ravenhall	5.14%	2.74%	3.37%	2.72%									3.56%
Beechworth - 1.80%	0.00%	0.00%	0.00%	0.00%									0.00%
Dhurringile - 3.50%	2.94%	0.00%	0.00%	3.57%									1.60%
Langi Kal Kal - 1.50%	0.00%	0.00%	0.00%	0.00%									0.00%
Tarrengower - 1.50%	0.00%	0.00%	0.00%	0.00%									0.00%
JLTC - 3.50%	0.00%	0.00%	0.00%	25.00%									5.88%
Random % Positive	5.03%	5.07%	4.39%	4.57%									
Random YTD % Positive	5.03%	5.05%	4.82%	4.76%									4.76%
Random Objective 5.00%	5.00%	5.00%	5.00%	5.00%	5.00%	5.00%	5.00%	5.00%	5.00%	5.00%	5.00%	5.00%	

### Graph of Targeted and Random General Drug Test Positives & Equivalents 2019-2020





Targeted and Random General Drug Test Positives & Equivalentents: 2019-2020

Corrections Victoria	Jul-19	Aug-19	Sep-19	Oct-19	Nov-19	Dec-19	Jan-20	Feb-20	Mar-20	Apr-20	May-20	Jun-20	YTD Average	YTD Totals
Targeted - Tests Collected	1,857	1,780	1,714	1,909									1,815	7,260
Tested Positive	127	148	123	159									139	557
Refusal	13	12	20	15									15	60
Unable - Guilty	12	16	10	22									15	60
Interfered	1	0	0	0									0	1
Adulterated	2	1	3	3									2	9
Awaiting / Pending Results	1	0	0	5									2	6
Targeted - Effective Sample	1,858	1,780	1,714	1,914									1,817	7,266
Targeted % Positives and Equivalentents	8.34%	9.94%	9.10%	10.40%									9.45%	9.45%
Random General - Tests Collected	1,056	857	1,054	849									954	3,816
Tested Positive	37	33	31	32									33	133
Refusal	7	4	5	2									5	18
Unable - Guilty	9	5	9	3									7	26
Interfered	0	0	0	0									0	0
No test - No Valid Reason	1	1	2	0									1	4
Adulterated	0	1	0	2									1	3
Awaiting / Pending Results	0	0	0	4									1	4
Random General - Effective Sample	1,073	867	1,070	854									966	3,864
SDO8 Positives & Equivalentents	54	44	47	39	0	0	0	0	0	0	0	0	15	184
% Failures for SDO8 - Monthly	5.03%	5.07%	4.39%	4.57%									1.59%	
% Failures for SDO8 - YTD	5.03%	5.05%	4.82%	4.76%										4.76%
Random Objective 5.00%	5.00%	5.00%	5.00%	5.00%	5.00%	5.00%	5.00%	5.00%	5.00%	5.00%	5.00%	5.00%		

### *Location Muster against Drug Tests Collected and % Positive*

This data compares the number of Targeted and Random General tests collected and the percentage of the prison population tested for the month in comparison to the previous month.

It further provides the percentage of positives for both the Targeted and Random General urinalysis testing regimes.

October 2019 - Location Muster Against Tests Collected Targeted & Random General										September 2019 - Location Muster Against Tests Collected Targeted & Random General				
		Targeted				Random General					Targeted		Random General	
Location	Average Monthly Muster	Targeted Tests Collected	% of Population	% Positive	Average No. of Tests YTD	Random General Tests Collected	% of Population	% Positive	Average No. of Tests YTD	Average Monthly Muster	Targeted Tests Collected	% Positive	Random General Tests Collected	% Positive
Barwon	404	131	32.43%	16.79%	275	48	11.88%	14.58%	103	400	106	16.98%	59	8.33%
MAP	215	74	34.42%	9.46%	156	20	9.30%	9.52%	49	213	63	6.35%	31	6.25%
MRC	868	151	17.40%	17.22%	300	96	11.06%	8.16%	226	867	151	11.26%	124	7.94%
PPP	975	341	34.97%	8.80%	603	51	5.23%	1.96%	114	990	262	16.41%	61	6.56%
DPFC	471	125	26.54%	12.00%	191	59	12.53%	3.39%	133	490	112	4.46%	70	1.41%
Fulham	846	197	23.29%	13.71%	415	57	6.74%	0.00%	134	847	204	6.37%	73	2.70%
Hopkins	749	16	2.14%	18.75%	29	90	12.02%	4.44%	195	727	13	0.00%	108	3.64%
Karreenga	277	34	12.27%	14.71%	71	36	13.00%	0.00%	78	292	23	13.04%	43	0.00%
Marngoneet	529	109	20.60%	22.02%	173	59	11.15%	11.48%	136	523	67	13.43%	76	7.59%
Loddon	396	65	16.41%	4.62%	146	48	12.12%	4.17%	108	397	72	16.67%	60	10.00%
Middleton	224	49	21.88%	6.12%	91	27	12.05%	0.00%	68	245	54	5.56%	38	2.63%
Ravenhall	1,216	444	36.51%	6.98%	823	147	12.09%	2.72%	320	1,208	400	6.25%	173	3.37%
Beechworth	181	50	27.62%	0.00%	83	24	13.26%	0.00%	53	174	38	2.63%	29	0.00%
Dhurringile	220	116	52.73%	2.59%	227	28	12.73%	3.57%	63	214	117	2.56%	35	0.00%
Langi Kal Kal	375	11	2.93%	0.00%	43	47	12.53%	0.00%	104	377	27	0.00%	59	0.00%
Tarrengower	62	1	1.61%	0.00%	7	8	12.90%	0.00%	18	56	3	0.00%	10	0.00%
JLTC	22	0	0.00%	0.00%	2	4	18.18%	25.00%	9	23	2	0.00%	5	0.00%
	8,030	1,914				849				8,043	1,714		1,054	

## Drugs Identified Through Drug Testing

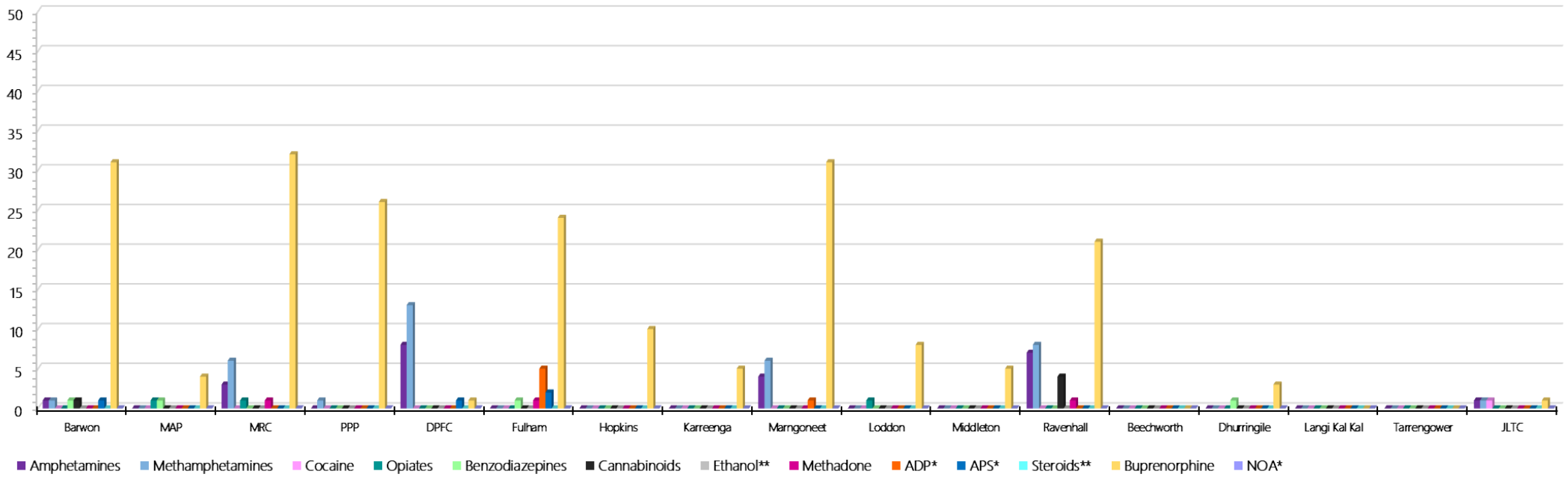
### Positive Drug Test Results by Drug Type per Prison Location: October 2019

Oct-19	Amphetamines	Methamphetamines	Cocaine	Opiates	Benzodiazepines	Cannabinoids	Ethanol**	Methadone	ADP*	APS*	Steroids**	Buprenorphine	NOA*	Total
Barwon	1	1	0	0	1	1	0	0	0	1	0	31	0	36
MAP	0	0	0	1	1	0	0	0	0	0	0	4	0	6
MRC	3	6	0	1	0	0	0	1	0	0	0	32	0	43
PPP	0	1	0	0	0	0	0	0	0	0	0	26	0	27
DPFC	8	13	0	0	0	0	0	0	0	1	0	1	0	23
Fulham	0	0	0	0	1	0	0	1	5	2	0	24	0	33
Hopkins	0	0	0	0	0	0	0	0	0	0	0	10	0	10
Karreenga	0	0	0	0	0	0	0	0	0	0	0	5	0	5
Margoneet	4	6	0	0	0	0	0	0	1	0	0	31	0	42
Loddon	0	0	0	1	0	0	0	0	0	0	0	8	0	9
Middleton	0	0	0	0	0	0	0	0	0	0	0	5	0	5
Ravenhall	7	8	0	0	0	4	0	1	0	0	0	21	0	41
Beechworth	0	0	0	0	0	0	0	0	0	0	0	0	0	0
Dhurringile	0	0	0	0	1	0	0	0	0	0	0	3	0	4
Langi Kal Kal	0	0	0	0	0	0	0	0	0	0	0	0	0	0
Tarrengower	0	0	0	0	0	0	0	0	0	0	0	0	0	0
JLTC	1	1	1	0	0	0	0	0	0	0	0	1	0	4
<b>Total</b>	<b>24</b>	<b>36</b>	<b>1</b>	<b>3</b>	<b>4</b>	<b>5</b>	<b>0</b>	<b>3</b>	<b>6</b>	<b>4</b>	<b>0</b>	<b>202</b>	<b>0</b>	<b>288</b>
<b>%</b>	<b>8.33</b>	<b>12.50</b>	<b>0.35</b>	<b>1.04</b>	<b>1.39</b>	<b>1.74</b>	<b>0.00</b>	<b>1.04</b>	<b>2.08</b>	<b>1.39</b>	<b>0.00</b>	<b>70.14</b>	<b>0.00</b>	<b>100.00</b>
<i>PM Total</i>	<i>20</i>	<i>26</i>	<i>0</i>	<i>4</i>	<i>3</i>	<i>3</i>	<i>2</i>	<i>2</i>	<i>1</i>	<i>0</i>	<i>0</i>	<i>167</i>	<i>0</i>	<i>228</i>
<i>PM %</i>	<i>8.77</i>	<i>11.40</i>	<i>0.00</i>	<i>1.75</i>	<i>1.32</i>	<i>1.32</i>	<i>0.88</i>	<i>0.88</i>	<i>0.44</i>	<i>0.00</i>	<i>0.00</i>	<i>73.25</i>	<i>0.00</i>	<i>100.00</i>

*ADP\*, APS\* & NOA\* medication only included on standard testing panel for particular private prisons – remaining prisons can request inclusion  
Ethanol\*\* & Steroids\*\* – tested upon request*

## Graph of Positive Drug Test Results: Drug Type by Prison: October 2019

Positive Urinalysis Results By Drug Type Per Prison Location: October 19



*ADP\*, APS\* & NOA\* medication only included on standard testing panel for particular private prisons – remaining prisons can request inclusion  
Ethanol\*\* & Steroids\*\* – tested upon request*

## Drugs Identified Through Drug Testing

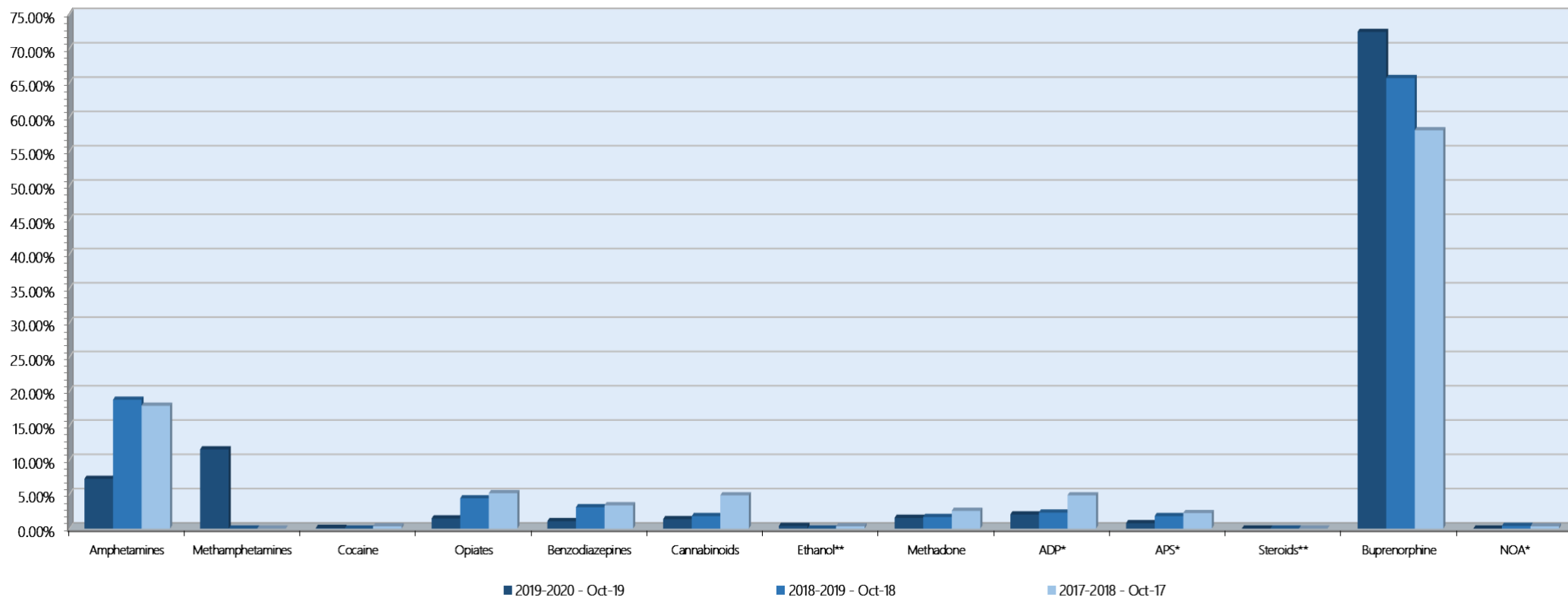
### Year to Date Comparison - Current Financial Year and Previous Financial Years

Positive by Drug Type	Amphetamines	Methamphetamines	Cocaine	Opiates	Benzodiazepines	Cannabinoids	Ethanol**	Methodone	ADP*	APS*	Steroids**	Buprenorphine	NOA*	Total
2019-2020 - Oct-19	74	118	1	15	11	14	4	16	21	8	0	740	0	1022
2018-2019 - Oct-18	145	0	0	34	24	14	0	13	18	14	0	507	3	772
2017-2018 - Oct-17	111	0	2	32	21	30	2	16	30	14	0	360	2	620

% Positive by Drug Type	Amphetamines	Methamphetamines	Cocaine	Opiates	Benzodiazepines	Cannabinoids	Ethanol**	Methodone	ADP*	APS*	Steroids**	Buprenorphine	NOA*	Total
2019-2020 - Oct-19	7.24%	11.55%	0.10%	1.47%	1.08%	1.37%	0.39%	1.57%	2.05%	0.78%	0.00%	72.41%	0.00%	100.00%
2018-2019 - Oct-18	18.78%	0.00%	0.00%	4.40%	3.11%	1.81%	0.00%	1.68%	2.33%	1.81%	0.00%	65.67%	0.39%	100.00%
2017-2018 - Oct-17	17.90%	0.00%	0.32%	5.16%	3.39%	4.84%	0.32%	2.58%	4.84%	2.26%	0.00%	58.06%	0.32%	100.00%

*ADP\*, APS\* & NOA\* medication only included on standard testing panel for particular private prisons – remaining prisons can request inclusion*  
*Ethanol\*\* & Steroids\*\* – tested upon request*

Drugs Identified Through Drug Testing  
 Year to Date Comparison - Current Financial Year And Previous Financial Years



## Drugs Identified Through Testing

### Breakdown of Amphetamine & Opiate Drug Groups by Metabolite – 2019-2020

	Jul-19		Aug-19		Sep-19		Oct-19		Nov-19		Dec-19		Jan-20		Feb-20		Mar-20		Apr-20		May-20		Jun-20		2019-2020		
	Amphet	Meth	Amphet	Meth	Amphet	Meth	Amphet	Meth	Amphet	Meth	Amphet	Meth	Amphet	Meth	Amphet	Meth	Amphet	Meth	Amphet	Meth	Amphet	Meth	Amphet	Meth	Amphet	Meth	
Barwon	0	0	0	0	0	4	0	1																	0	5	
MAP	0	1	0	2	0	0	0	0																		0	3
MRC	0	6	0	5	0	2	1	6																		1	19
PPP	0	2	0	5	0	11	0	1																		0	19
DPFC	0	4	0	2	0	0	0	13																		0	19
Fulham	0	0	0	3	0	0	0	0																		0	3
Hopkins	0	0	0	0	0	0	0	0																		0	0
Karreenga	0	0	0	0	0	0	0	0																		0	0
Marmgoneet	0	1	0	0	0	5	0	6																		0	12
Loddon	0	3	0	0	1	0	0	0																		1	3
Middleton	0	2	0	2	0	0	0	0																		0	4
Ravenhall	0	5	0	9	0	3	0	8																		0	25
Beechworth	0	0	0	1	0	1	0	0																		0	2
Dhurringile	0	3	0	0	0	0	0	0																		0	3
Langi Kal Kal	0	0	0	0	0	0	0	0																		0	0
Tarrengower	0	0	0	0	0	0	0	0																		0	0
JLTC	0	0	0	0	0	0	0	1																		0	1
<b>Total</b>	<b>0</b>	<b>27</b>	<b>0</b>	<b>29</b>	<b>1</b>	<b>26</b>	<b>1</b>	<b>36</b>																		<b>2</b>	<b>118</b>

	Jul-19		Aug-19		Sep-19		Oct-19		Nov-19		Dec-19		Jan-20		Feb-20		Mar-20		Apr-20		May-20		Jun-20		2019-2020			
	Heroin	Morph	Heroin	Morph	Heroin	Morph	Heroin	Morph	Heroin	Morph	Heroin	Morph	Heroin	Morph	Heroin	Morph	Heroin	Morph	Heroin	Morph	Heroin	Morph	Heroin	Morph	Heroin	Morph		
Barwon	0	0	0	0	0	0	0	0																		0	0	
MAP	0	0	0	2	0	0	0	0																			0	2
MRC	0	2	0	1	0	0	0	1																			0	4
PPP	0	0	0	0	0	0	0	0																			0	0
DPFC	0	0	0	0	0	1	0	0																			0	1
Fulham	2	0	0	0	1	2	0	0																			3	2
Hopkins	0	0	0	0	0	0	0	0																			0	0
Karreenga	0	0	0	0	0	0	0	0																			0	0
Marmgoneet	0	0	0	0	0	0	0	0																			0	0
Loddon	0	0	0	0	0	0	0	0																			0	0
Middleton	0	0	0	0	0	0	0	0																			0	0
Ravenhall	0	0	0	0	0	0	0	0																			0	0
Beechworth	0	0	0	0	0	0	0	0																			0	0
Dhurringile	0	1	0	0	0	0	0	0																			0	1
Langi Kal Kal	0	0	0	0	0	0	0	0																			0	0
Tarrengower	0	0	0	0	0	0	0	0																			0	0
JLTC	0	0	0	0	0	0	0	0																			0	0
<b>Total</b>	<b>2</b>	<b>3</b>	<b>0</b>	<b>3</b>	<b>1</b>	<b>3</b>	<b>0</b>	<b>1</b>																		<b>3</b>	<b>10</b>	

October data retrieved 15 November 2019. Results prepared in conjunction with Dorevitch pathology and in accordance with Australian testing methodology.

*Drugs Identified Through Testing  
Positive by Location: YTD 2019-2020*

<i>YTD - Oct-19</i>	<i>Amphetamines</i>	<i>Methamphetamines</i>	<i>Cocaine</i>	<i>Opiates</i>	<i>Benzodiazepines</i>	<i>Cannabinoids</i>	<i>Ethanol**</i>	<i>Methodone</i>	<i>ADP*</i>	<i>APS*</i>	<i>Steroids**</i>	<i>Buprenorphine</i>	<i>NOA*</i>	<i>Total</i>
Barwon	4	5	0	0	1	1	0	0	4	2	0	103	0	120
MAP	2	3	0	3	2	0	0	0	0	0	0	8	0	18
MRC	8	19	0	4	1	1	0	1	0	0	0	128	0	162
PPP	12	19	0	0	0	0	0	11	0	0	0	140	0	182
DPFC	14	19	0	1	0	1	0	0	0	1	0	6	0	42
Fulham	2	3	0	5	2	1	0	2	15	5	0	58	0	93
Hopkins	0	0	0	0	0	0	0	0	0	0	0	19	0	19
Karreenga	0	0	0	0	0	0	0	0	0	0	0	23	0	23
Marngoneet	8	12	0	0	0	2	4	1	1	0	0	70	0	98
Loddon	3	3	0	1	0	0	0	0	0	0	0	63	0	70
Middleton	3	4	0	0	0	0	0	0	0	0	0	22	0	29
Ravenhall	14	25	0	0	4	8	0	1	1	0	0	87	0	140
Beechworth	1	2	0	0	0	0	0	0	0	0	0	1	0	4
Dhurringile	2	3	0	1	1	0	0	0	0	0	0	10	0	17
Langi Kal Kal	0	0	0	0	0	0	0	0	0	0	0	1	0	1
Tarngower	0	0	0	0	0	0	0	0	0	0	0	0	0	0
JLTC	1	1	1	0	0	0	0	0	0	0	0	1	0	4
<b>Total</b>	<b>74</b>	<b>118</b>	<b>1</b>	<b>15</b>	<b>11</b>	<b>14</b>	<b>4</b>	<b>16</b>	<b>21</b>	<b>8</b>	<b>0</b>	<b>740</b>	<b>0</b>	<b>1022</b>
<b>%</b>	<b>7.24</b>	<b>11.55</b>	<b>0.10</b>	<b>1.47</b>	<b>1.08</b>	<b>1.37</b>	<b>0.39</b>	<b>1.57</b>	<b>2.05</b>	<b>0.78</b>	<b>0.00</b>	<b>72.41</b>	<b>0.00</b>	<b>100.00</b>
<i>PY Total</i>	<i>38</i>	<i>0</i>	<i>0</i>	<i>8</i>	<i>7</i>	<i>4</i>	<i>0</i>	<i>1</i>	<i>6</i>	<i>2</i>	<i>0</i>	<i>126</i>	<i>0</i>	<i>192</i>
<i>PY %</i>	<i>19.79</i>	<i>0.00</i>	<i>0.00</i>	<i>4.17</i>	<i>3.65</i>	<i>2.08</i>	<i>0.00</i>	<i>0.52</i>	<i>3.13</i>	<i>1.04</i>	<i>0.00</i>	<i>65.63</i>	<i>0.00</i>	<i>100.00</i>

*Drugs Identified Through Testing:  
Percentage Positive by Location: YTD 2019-2020*

Drug Type Percentage Positive by Location - 2019-2020														
Oct-19	Amphetamines	Methamphetamines	Cocaine	Opiates	Benzodiazepines	Cannabinoids	Ethanol**	Methadone	ADP*	APS*	Steroids**	Buprenorphine	NOA*	% of Total
Barwon	5.41%	4.24%	0.00%	0.00%	9.09%	7.14%	0.00%	0.00%	19.05%	25.00%	0.00%	13.92%	0.00%	11.74%
MAP	2.70%	2.54%	0.00%	20.00%	18.18%	0.00%	0.00%	0.00%	0.00%	0.00%	0.00%	1.08%	0.00%	1.76%
MRC	10.81%	16.10%	0.00%	26.67%	9.09%	7.14%	0.00%	6.25%	0.00%	0.00%	0.00%	17.30%	0.00%	15.85%
PPP	16.22%	16.10%	0.00%	0.00%	0.00%	0.00%	0.00%	68.75%	0.00%	0.00%	0.00%	18.92%	0.00%	17.81%
DPFC	18.92%	16.10%	0.00%	6.67%	0.00%	7.14%	0.00%	0.00%	0.00%	12.50%	0.00%	0.81%	0.00%	4.11%
Fulham	2.70%	2.54%	0.00%	33.33%	18.18%	7.14%	0.00%	12.50%	71.43%	62.50%	0.00%	7.84%	0.00%	9.10%
Hopkins	0.00%	0.00%	0.00%	0.00%	0.00%	0.00%	0.00%	0.00%	0.00%	0.00%	0.00%	2.57%	0.00%	1.86%
Karreenga	0.00%	0.00%	0.00%	0.00%	0.00%	0.00%	0.00%	0.00%	0.00%	0.00%	0.00%	3.11%	0.00%	2.25%
Marngoneet	10.81%	10.17%	0.00%	0.00%	0.00%	14.29%	100.00%	6.25%	4.76%	0.00%	0.00%	9.46%	0.00%	9.59%
Loddon	4.05%	2.54%	0.00%	6.67%	0.00%	0.00%	0.00%	0.00%	0.00%	0.00%	0.00%	8.51%	0.00%	6.85%
Middleton	4.05%	3.39%	0.00%	0.00%	0.00%	0.00%	0.00%	0.00%	0.00%	0.00%	0.00%	2.97%	0.00%	2.84%
Ravenhall	18.92%	21.19%	0.00%	0.00%	36.36%	57.14%	0.00%	6.25%	4.76%	0.00%	0.00%	11.76%	0.00%	13.70%
Beechworth	1.35%	1.69%	0.00%	0.00%	0.00%	0.00%	0.00%	0.00%	0.00%	0.00%	0.00%	0.14%	0.00%	0.39%
Dhurringile	2.70%	2.54%	0.00%	6.67%	9.09%	0.00%	0.00%	0.00%	0.00%	0.00%	0.00%	1.35%	0.00%	1.66%
Langi Kal Kal	0.00%	0.00%	0.00%	0.00%	0.00%	0.00%	0.00%	0.00%	0.00%	0.00%	0.00%	0.14%	0.00%	0.10%
Tarngower	0.00%	0.00%	0.00%	0.00%	0.00%	0.00%	0.00%	0.00%	0.00%	0.00%	0.00%	0.00%	0.00%	0.00%
JLTC	1.35%	0.85%	100.00%	0.00%	0.00%	0.00%	0.00%	0.00%	0.00%	0.00%	0.00%	0.14%	0.00%	0.39%
<b>All Prisons YTD</b>	<b>74</b>	<b>118</b>	<b>1</b>	<b>15</b>	<b>11</b>	<b>14</b>	<b>4</b>	<b>16</b>	<b>21</b>	<b>8</b>	<b>0</b>	<b>740</b>	<b>0</b>	<b>1022</b>
<b>% Positive</b>	<b>7.24%</b>	<b>11.55%</b>	<b>0.10%</b>	<b>1.47%</b>	<b>1.08%</b>	<b>1.37%</b>	<b>0.39%</b>	<b>1.57%</b>	<b>2.05%</b>	<b>0.78%</b>	<b>0.00%</b>	<b>72.41%</b>	<b>0.00%</b>	<b>100.00%</b>



## Seizures of Contraband by Item Type

### Visitors – October 2019

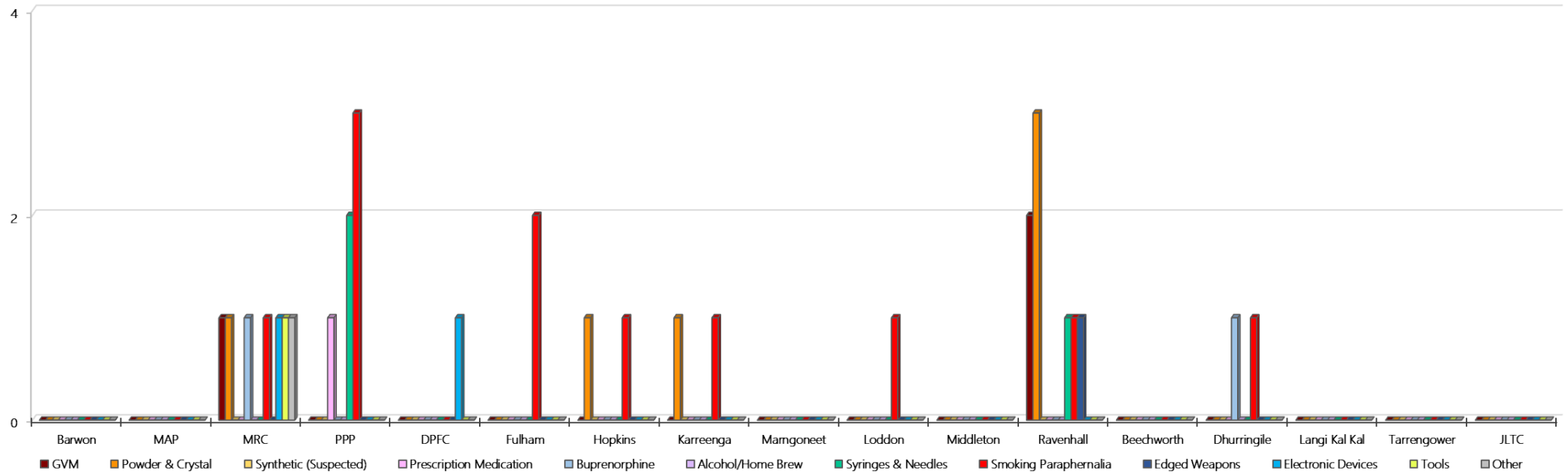
Visitors	GVM		Powder & Crystal		Synthetic (Suspected)		Prescription Medication		Buprenorphine		Alcohol & Home Brew		Syringes & Needles		Smoking Paraphernalia		Edged Weapons		Electronic Devices		Tools		Other		
	October 19	Finds	Gms	Finds	Gms	Finds	Gms	Finds	Qty	Finds	Qty	Finds	Ltrs	Finds	Qty	Finds	Qty	Finds	Qty	Finds	Qty	Finds	Qty	Finds	Qty
Barwon	0	0	0.00	0	0.00	0	0.00	0	0.00	0	0.00	0	0.000	0	0	0	0	0	0	0	0	0	0	0	0
MAP	0	0	0.00	0	0.00	0	0.00	0	0.00	0	0.00	0	0.000	0	0	0	0	0	0	0	0	0	0	0	0
MRC	1	1	4.75	1	5.14	0	0.00	0	0.00	1	1.00	0	0.000	0	0	1	2	0	0	1	1	1	1	1	4
PPP	0	0	0.00	0	0.00	0	0.00	1	2.00	0	0.00	0	0.000	2	5	3	7	0	0	0	0	0	0	0	0
DPFC	0	0	0.00	0	0.00	0	0.00	0	0.00	0	0.00	0	0.000	0	0	0	0	0	0	1	1	0	0	0	0
Fulham	0	0	0.00	0	0.00	0	0.00	0	0.00	0	0.00	0	0.000	0	0	2	4	0	0	0	0	0	0	0	0
Hopkins	0	0	0.00	1	1.20	0	0.00	0	0.00	0	0.00	0	0.000	0	0	1	1	0	0	0	0	0	0	0	0
Karreenga	0	0	0.00	1	1.20	0	0.00	0	0.00	0	0.00	0	0.000	0	0	1	1	0	0	0	0	0	0	0	0
Margoneet	0	0	0.00	0	0.00	0	0.00	0	0.00	0	0.00	0	0.000	0	0	0	0	0	0	0	0	0	0	0	0
Loddon	0	0	0.00	0	0.00	0	0.00	0	0.00	0	0.00	0	0.000	0	0	1	6	0	0	0	0	0	0	0	0
Middleton	0	0	0.00	0	0.00	0	0.00	0	0.00	0	0.00	0	0.000	0	0	0	0	0	0	0	0	0	0	0	0
Ravenhall	2	2	35.40	3	1.84	0	0.00	0	0.00	0	0.00	0	0.000	1	2	1	1	1	1	0	0	0	0	0	0
Beechworth	0	0	0.00	0	0.00	0	0.00	0	0.00	0	0.00	0	0.000	0	0	0	0	0	0	0	0	0	0	0	0
Dhurringile	0	0	0.00	0	0.00	0	0.00	0	0.00	1	2.50	0	0.000	0	0	1	1	0	0	0	0	0	0	0	0
Langi Kal Kal	0	0	0.00	0	0.00	0	0.00	0	0.00	0	0.00	0	0.000	0	0	0	0	0	0	0	0	0	0	0	0
Tarngower	0	0	0.00	0	0.00	0	0.00	0	0.00	0	0.00	0	0.000	0	0	0	0	0	0	0	0	0	0	0	0
JLTC	0	0	0.00	0	0.00	0	0.00	0	0.00	0	0.00	0	0.000	0	0	0	0	0	0	0	0	0	0	0	0
<i>Current Month</i>	<b>3</b>	<b>3</b>	<b>40.15</b>	<b>6</b>	<b>9.38</b>	<b>0</b>	<b>0.00</b>	<b>1</b>	<b>2.00</b>	<b>2</b>	<b>3.50</b>	<b>0</b>	<b>0.000</b>	<b>3</b>	<b>7</b>	<b>11</b>	<b>23</b>	<b>1</b>	<b>1</b>	<b>2</b>	<b>2</b>	<b>1</b>	<b>1</b>	<b>1</b>	<b>4</b>
<i>Previous Month</i>	<b>6</b>	<b>6</b>	<b>18.33</b>	<b>7</b>	<b>10.45</b>	<b>0</b>	<b>0.00</b>	<b>4</b>	<b>11.00</b>	<b>4</b>	<b>7.00</b>	<b>1</b>	<b>2.000</b>	<b>1</b>	<b>3</b>	<b>11</b>	<b>23</b>	<b>2</b>	<b>2</b>	<b>1</b>	<b>1</b>	<b>0</b>	<b>0</b>	<b>2</b>	<b>20</b>

## Seizures of Contraband: Visitors - YTD 2019-2020

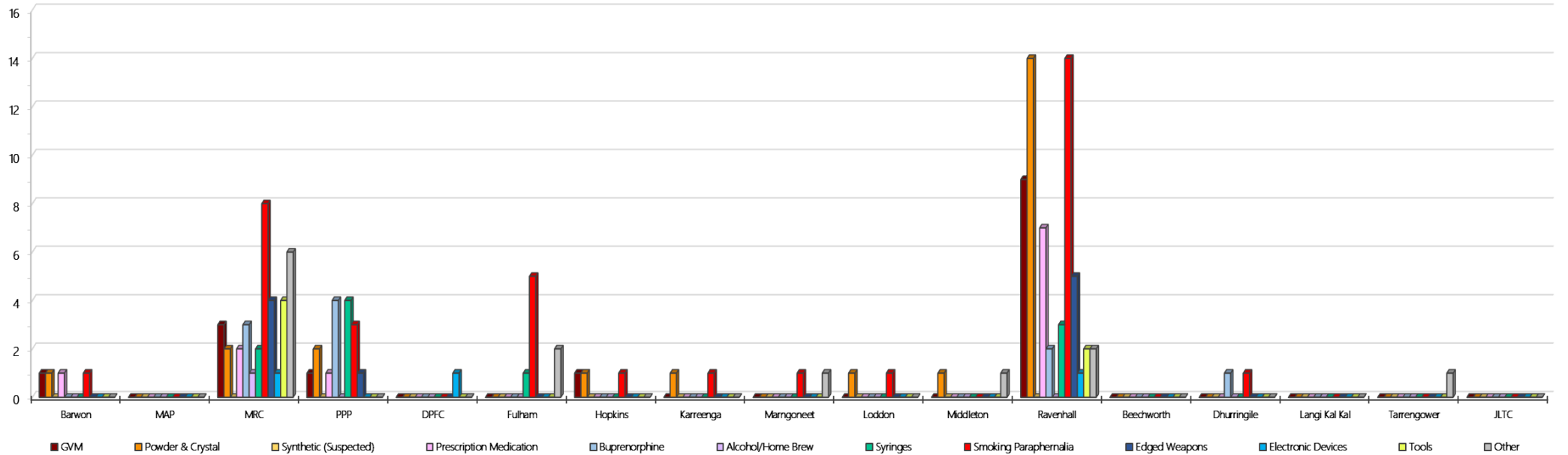
Visitors	GVM		Powder & Crystal		Synthetic (Suspected)		Prescription Medication		Buprenorphine		Alcohol & Home Brew		Syringes & Needles		Smoking Paraphernalia		Edged Weapons		Electronic Devices		Tools		Other	
	Finds	Gms	Finds	Gms	Finds	Gms	Finds	Qty	Finds	Qty	Finds	Ltrs	Finds	Qty	Finds	Qty	Finds	Qty	Finds	Qty	Finds	Qty	Finds	Qty
Barwon	1	16.50	1	3.00	0	0.00	1	3.00	0	0.00	0	0.000	0	0	1	1	0	0	0	0	0	0	0	0
MAP	0	0.00	0	0.00	0	0.00	0	0.00	0	0.00	0	0.000	0	0	0	0	0	0	0	0	0	0	0	0
MRC	3	5.26	2	6.14	0	0.00	2	12.00	3	4.10	1	0.660	2	11	8	14	4	15	1	1	4	7	6	16
PPP	1	22.00	2	20.43	0	0.00	1	2.00	4	252.00	0	0.000	4	12	3	7	1	1	0	0	0	0	0	0
DPFC	0	0.00	0	0.00	0	0.00	0	0.00	0	0.00	0	0.000	0	0	0	0	0	0	1	1	0	0	0	0
Fulham	0	0.00	0	0.00	0	0.00	0	0.00	0	0.00	0	0.000	1	1	5	10	0	0	0	0	0	0	2	10
Hopkins	1	1.12	1	1.20	0	0.00	0	0.00	0	0.00	0	0.000	0	0	1	1	0	0	0	0	0	0	0	0
Karreenga	0	0.00	1	1.20	0	0.00	0	0.00	0	0.00	0	0.000	0	0	1	1	0	0	0	0	0	0	0	0
Marrgoneet	0	0.00	0	0.00	0	0.00	0	0.00	0	0.00	0	0.000	0	0	1	1	0	0	0	0	0	0	1	2
Loddon	1	7.20	0	0.00	0	0.00	1	1.00	3	0.00	1	2.000	0	0	6	16	1	1	0	0	0	0	0	0
Middleton	0	0.00	1	5.00	0	0.00	0	0.00	0	0.00	0	0.000	0	0	0	0	0	0	0	0	0	0	1	1
Ravenhall	9	73.99	14	37.72	0	0.00	7	45.00	2	12.00	0	0.000	3	6	14	33	5	5	1	1	2	16	2	16
Beechworth	0	0.00	0	0.00	0	0.00	0	0.00	0	0.00	0	0.000	0	0	0	0	0	0	0	0	0	0	0	0
Dhurringile	0	0.00	0	0.00	0	0.00	0	0.00	1	2.50	0	0.000	0	0	1	1	0	0	0	0	0	0	0	0
Langi Kal Kal	0	0.00	0	0.00	0	0.00	0	0.00	0	0.00	0	0.000	0	0	0	0	0	0	0	0	0	0	0	0
Tarrengower	0	0.00	0	0.00	0	0.00	0	0.00	0	0.00	0	0.000	0	0	0	0	0	0	0	0	0	0	1	1
JLTC	0	0.00	0	0.00	0	0.00	0	0.00	0	0.00	0	0.000	0	0	0	0	0	0	0	0	0	0	0	0
YTD: October-19	16	126.07	22	74.69	0	0.00	12	63.00	13	270.60	2	2.660	10	30	41	85	11	22	3	3	6	23	13	46
YTD: October-18	5	4.46	5	5.93	0	0.00	5	34.00	2	8.10	0	0.000	7	18	9	14	1	1	1	1	1	1	13	186

## Graphs of Seizures of Contraband: Visitors – October 2019 & YTD 2019-2020

Visitor Seizure Find Count - October 2019



Visitor Seizure Find Count - YTD 2019-2020



## Seizures of Contraband: Prisoners – October 2019

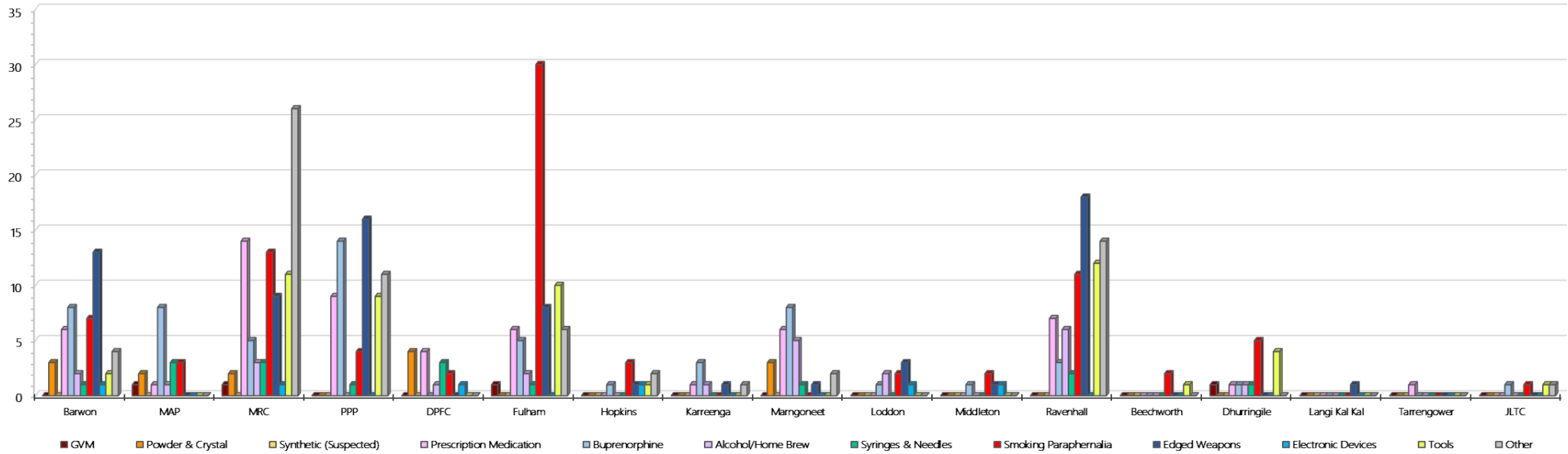
Prisoners	GVM		Powder & Crystal		Synthetic (Suspected)		Prescription Medication		Buprenorphine		Alcohol & Home Brew		Syringes & Needles		Smoking Paraphernalia		Edged Weapons		Electronic Devices		Tools		Other		
	October 19	Finds	Gms	Finds	Gms	Finds	Gms	Finds	Qty	Finds	Qty	Finds	Ltrs	Finds	Qty	Finds	Qty	Finds	Qty	Finds	Qty	Finds	Qty	Finds	Qty
Barwon	0	0.00	3	0.60	0	0.00	6	31.00	8	9.00	2	5.000	1	1	7	10	13	24	1	2	2	4	4	4	25
MAP	1	3.90	2	0.77	0	0.00	1	20.00	8	52.00	1	0.500	3	3	3	4	0	0	0	0	0	0	0	0	0
MRC	1	1.80	2	1.00	0	0.00	14	29.50	5	4.60	3	51.000	3	3	13	23	9	10	1	1	11	23	26	32	
PPP	0	0.00	0	0.00	0	0.00	9	37.50	14	50.95	0	0.000	1	3	4	5	16	17	0	0	9	11	11	11	
DPFC	0	0	4	11.6	0	0	4	2.75	0	0	1	2.6	3	3	2	2	0	0	1	1	0	0	0	0	
Fulham	1	0.2	0	0	0	0	6	12	5	3.3	2	1.2	1	1	30	87	8	10	0	0	10	21	6	7	
Hopkins	0	0.00	0	0.00	0	0.00	0	0.00	1	0.30	0	0.000	0	0	3	5	1	1	1	1	1	1	2	2	
Karreenga	0	0.00	0	0.00	0	0.00	1	27.00	3	1.00	1	5.000	0	0	0	0	1	1	0	0	0	0	1	1	
Margoneet	0	0.00	3	20.06	0	0.00	6	137.50	8	42.10	5	47.000	1	2	0	0	1	1	0	0	0	0	2	5	
Loddon	0	0.00	0	0.00	0	0.00	0	0.00	1	0.00	2	8.000	0	0	2	2	3	4	1	1	0	0	0	0	
Middleton	0	0.00	0	0.00	0	0.00	0	0.00	1	0.00	0	0.000	0	0	2	3	1	1	1	1	0	0	0	0	
Ravenhall	0	0.00	0	0.00	0	0.00	7	22.75	3	4.00	6	5.400	2	3	11	47	18	26	0	0	12	50	14	29	
Beechworth	0	0.00	0	0.00	0	0.00	0	0.00	0	0.00	0	0.000	0	0	2	3	0	0	0	0	1	1	0	0	
Dhurringile	1	18.70	0	0.00	0	0.00	1	1.00	1	0.10	1	1.000	1	24	5	6	0	0	0	0	4	4	0	0	
Langi Kal Kal	0	0.00	0.00	0.00	0.00	0.00	0.00	0.00	0.00	0.00	0.00	0.00	0.00	0.00	0.00	0.00	1.00	1.00	0.00	0.00	0.00	0.00	0.00	0.00	
Tarrengower	0	0.00	0.00	0.00	0.00	0.00	1.00	3.00	0.00	0.00	0.00	0.00	0.00	0.00	0.00	0.00	0.00	0.00	0.00	0.00	0.00	0.00	0.00	0.00	
JLTC	0	0.00	0	0.00	0	0.00	0	0.00	1	2.00	0	0.000	0	0	1	2	0	0	0	0	1	2	1	1	
<b>Current Month</b>	<b>4</b>	<b>24.60</b>	<b>14</b>	<b>34.03</b>	<b>0</b>	<b>0.00</b>	<b>56</b>	<b>324.00</b>	<b>59</b>	<b>169.35</b>	<b>24</b>	<b>126.700</b>	<b>16</b>	<b>43</b>	<b>85</b>	<b>199</b>	<b>72</b>	<b>96</b>	<b>6</b>	<b>7</b>	<b>51</b>	<b>117</b>	<b>67</b>	<b>113</b>	
<i>Previous Month</i>	<i>5</i>	<i>20.90</i>	<i>11</i>	<i>12.90</i>	<i>0</i>	<i>0.00</i>	<i>51</i>	<i>180.65</i>	<i>70</i>	<i>227.10</i>	<i>28</i>	<i>66.000</i>	<i>29</i>	<i>78</i>	<i>74</i>	<i>125</i>	<i>81</i>	<i>115</i>	<i>10</i>	<i>13</i>	<i>35</i>	<i>75</i>	<i>70</i>	<i>107</i>	

## Seizures of Contraband: Prisoners – YTD 2019-2020

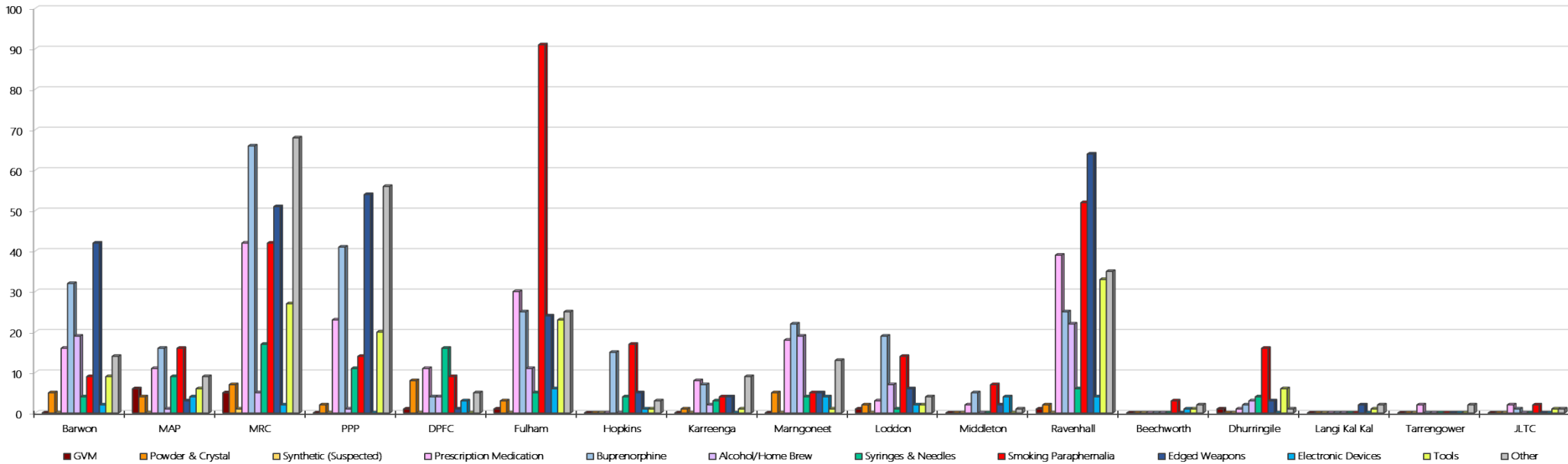
Prisoners	GVM		Powder & Crystal		Synthetic (Suspected)		Prescription Medication		Buprenorphine		Alcohol & Home Brew		Syringes & Needles		Smoking Paraphernalia		Edged Weapons		Electronic Devices		Tools		Other	
	Finds	Gms	Finds	Gms	Finds	Gms	Finds	Qty	Finds	Qty	Finds	Ltrs	Finds	Qty	Finds	Qty	Finds	Qty	Finds	Qty	Finds	Qty	Finds	Qty
Barwon	0	0.00	5	13.80	0	0.00	16	72.65	32	47.80	19	62.250	4	4	9	14	42	75	2	3	9	15	14	39
MAP	6	29.10	4	1.17	0	0.00	11	68.25	16	102.60	1	0.500	9	12	16	26	3	4	4	4	6	6	9	23
MRC	5	3.00	7	4.30	1	0.50	42	189.50	66	71.96	5	58.500	17	17	42	82	51	62	2	2	27	53	68	88
PPP	0	0.00	2	5.00	0	0.00	23	87.50	41	139.75	1	3.000	11	13	14	23	54	71	0	0	20	39	56	91
DPFC	1	0.90	8	15.00	0	0.00	11	21.25	4	9.00	4	5.200	16	95	9	14	1	1	3	3	0	0	5	5
Fulham	1	0.20	3	1.51	0	0.00	30	69.25	25	32.90	11	11.300	5	7	91	252	24	31	6	10	23	56	25	28
Hopkins	0	0.00	0	0.00	0	0.00	0	0.00	15	18.00	0	0.000	4	4	17	39	5	5	1	1	1	1	3	3
Karreenga	0	0.00	1	0.10	0	0.00	8	49.00	7	2.30	2	6.000	3	3	4	7	4	4	0	0	1	1	9	23
Marngoneet	0	0.00	5	24.46	0	0.00	18	153.50	22	165.10	19	138.250	4	5	5	13	5	5	4	4	1	1	13	27
Loddon	1	7.20	2	5.00	0	0.00	3	40.00	19	180.90	7	16.000	1	1	14	21	6	7	2	2	2	7	4	23
Middleton	0	0.00	0	0.00	0	0.00	2	1.50	5	4.00	0	0.000	0	0	7	10	2	2	4	12	0	0	1	1
Ravenhall	1	3.76	2	3.00	0	0.00	39	264.75	25	32.30	22	36.300	6	7	52	146	64	117	4	4	33	124	35	98
Beechworth	0	0.00	0	0.00	0	0.00	0	0.00	0	0.00	0	0.000	0	0	3	5	0	0	1	1	1	1	2	6
Dhurringile	1	18.70	0	0.00	0	0.00	1	1.00	2	0.20	3	4.750	4	27	16	32	3	3	0	0	6	9	1	1
Langi Kal Kal	0	0.00	0	0.00	0	0.00	0	0.00	0	0.00	0	0.000	0	0	0	0	2	3	0	0	1	1	2	2
Tarrengower	0	0.00	0	0.00	0	0.00	2	5.00	0	0.00	0	0.000	0	0	0	0	0	0	0	0	0	0	2	1
JLTC	0	0.00	0	0.00	0	0.00	2	24.00	1	2.00	0	0.000	0	0	2	6	0	0	0	0	1	2	1	1
YTD: October-19	16	62.86	39	73.34	1	0.50	208	1047.15	280	808.81	94	342.050	84	195	301	690	266	390	33	46	132	316	250	460
YTD: October-18	9	71.20	40	248.64	5	22.10	174	875.10	81	102.10	51	126.870	58	98	211	938	128	173	33	82	104	169	147	333

## Graphs of Seizures of Contraband: Prisoners – October 2019 & YTD 2019-2020

Prisoner Seizure Find Count - October 2019



Prisoner Seizure Find Count - YTD 2019-2020



## LOCATION SPECIFIC RESULTS

*Note: Random General data is provided by the Monitoring, Standards and Reporting Unit, with adjustments reflected in the following reporting month. September data retrieved 15 October 2019. Targeted and Positive Results by Drug Type are retrieved from PIMS by the System Performance Branch. September data retrieved 15 October 2019. Data graphically represented is sourced from the preceding tables.*

## Barwon Prison

### Targeted and Random General Drug Test Results: 2019-2020

Barwon	Jul-19	Aug-19	Sep-19	Oct-19	Nov-19	Dec-19	Jan-20	Feb-19	Mar-20	Apr-20	May-20	Jun-20	Average	Totals
Effective Sample - Targeted	149	163	106	131									137	549
Targeted Positives	19	18	16	17									18	70
Refusal	0	4	2	2									2	8
Unable	2	2	0	1									1	5
Interfered	0	0	0	0									0	0
Adulterated	1	0	0	2									1	3
Targeted % Tested Positive	14.77%	14.72%	16.98%	16.79%									15.66%	15.66%
Awaiting / Pending Results	0	0	0	2									1	2
Targeted Residual	1	1	0	0									1	2
Random tests collected	54	45	59	48									52	206
Tested Positive	3	2	4	6									4	15
Refusal (guilty)	4	1	0	0									1	5
Unable (not guilty)	0	0	0	0									0	0
Unable (guilty)	0	0	1	0									0	1
Interfered (guilty)	0	0	0	0									0	0
No test (valid reason)	2	2	1	3									2	8
No test (no valid reason)	1	0	0	0									0	1
Adulterated	0	1	0	1									1	2
Awaiting / Pending Results	0	0	0	0									0	0
Random Residual (PIMS URAR030)	0	0	0	1									0	1
Effective Sample - Random General	59	46	60	48									53	213
% Tested positive	5.08%	4.35%	6.67%	12.50%									7.15%	
% Prisoner guilty, positive equivalents	6.78%	4.35%	1.67%	2.08%									3.72%	
% Total prisoner fails	11.86%	6.52%	8.33%	12.50%									9.80%	
% No test without valid reason	1.69%	0.00%	0.00%	0.00%									0.42%	
Random General Benchmark 8.00%	8.00%	8.00%	8.00%	8.00%	8.00%	8.00%	8.00%	8.00%	8.00%	8.00%	8.00%	8.00%	YTD	
% Failures for SDO	13.56%	8.70%	8.33%	14.58%									11.27%	



*Barwon - Drugs Identified Through Testing by Drug Type: 2019-2020*

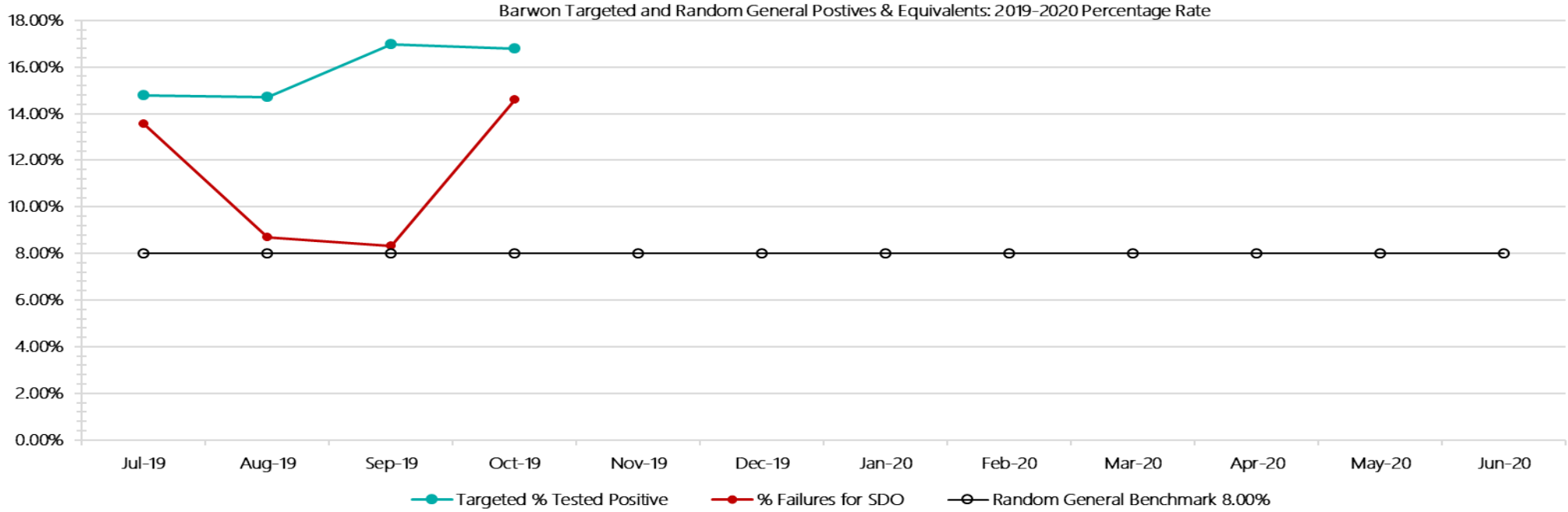
Barwon	Amphetamines	Methamphetamines	Cocaine	Opiates	Benzodiazepines	Cannabinoids	Ethanol**	Methadone	ADP*	APS*	Steroids**	Buprenorphine	NOA*	Total
Jul-19	0	0	0	0	0	0	0	0	0	0	0	29	0	29
Aug-19	0	0	0	0	0	0	0	0	4	1	0	20	0	25
Sep-19	3	4	0	0	0	0	0	0	0	0	0	23	0	30
Oct-19	1	1	0	0	1	1	0	0	0	1	0	31	0	36
Nov-19														
Dec-19														
Jan-20														
Feb-20														
Mar-20														
Apr-20														
May-20														
Jun-20														
<b>YTD</b>	<b>4</b>	<b>5</b>	<b>0</b>	<b>0</b>	<b>1</b>	<b>1</b>	<b>0</b>	<b>0</b>	<b>4</b>	<b>2</b>	<b>0</b>	<b>103</b>	<b>0</b>	<b>120</b>
<i>All Prisons YTD</i>	<i>74</i>	<i>118</i>	<i>1</i>	<i>15</i>	<i>11</i>	<i>14</i>	<i>4</i>	<i>16</i>	<i>21</i>	<i>8</i>	<i>0</i>	<i>740</i>	<i>0</i>	<i>1022</i>
<i>Barwon % of Total</i>	<i>5.41%</i>	<i>4.24%</i>	<i>0.00%</i>	<i>0.00%</i>	<i>9.09%</i>	<i>7.14%</i>	<i>0.00%</i>	<i>0.00%</i>	<i>19.05%</i>	<i>25.00%</i>	<i>0.00%</i>	<i>13.92%</i>	<i>0.00%</i>	<i>11.74%</i>

*Barwon Seizures of Contraband: Visitors & Prisoners: 2019-2020*

Visitors	GVM		Powder & Crystal		Synthetic (Suspected)		Prescription Medication		Buprenorphine		Alcohol/Home Brew		Syringes & Needles		Smoking Paraphernalia		Edged Weapons		Electronic Devices		Tools		Other	
	Finds	Gms	Finds	Gms	Finds	Gms	Finds	Qty	Finds	Qty	Finds	Ltrs	Finds	Qty	Finds	Qty	Finds	Qty	Finds	Qty	Finds	Qty	Finds	Qty
Barwon																								
Jul-19	0	0.00	0	0.00	0	0.00	0	0.00	0	0.00	0	0.000	0	0	0	0	0	0	0	0	0	0	0	0
Aug-19	1	16.50	0	0.00	0	0.00	0	0.00	0	0.00	0	0.000	0	0	0	0	0	0	0	0	0	0	0	0
Sep-19	0	0.00	1	3.00	0	0.00	1	3.00	0	0.00	0	0.000	0	0	1	1	0	0	0	0	0	0	0	0
Oct-19	0	0.00	0	0.00	0	0.00	0	0.00	0	0.00	0	0.000	0	0	0	0	0	0	0	0	0	0	0	0
Nov-19																								
Dec-19																								
Jan-20																								
Feb-20																								
Mar-20																								
Apr-20																								
May-20																								
Jun-20																								
<b>Total</b>	<b>1</b>	<b>16.50</b>	<b>1</b>	<b>3.00</b>	<b>0</b>	<b>0.00</b>	<b>1</b>	<b>3.00</b>	<b>0</b>	<b>0.00</b>	<b>0</b>	<b>0.000</b>	<b>0</b>	<b>0</b>	<b>1</b>	<b>1</b>	<b>0</b>	<b>0</b>	<b>0</b>	<b>0</b>	<b>0</b>	<b>0</b>	<b>0</b>	<b>0</b>

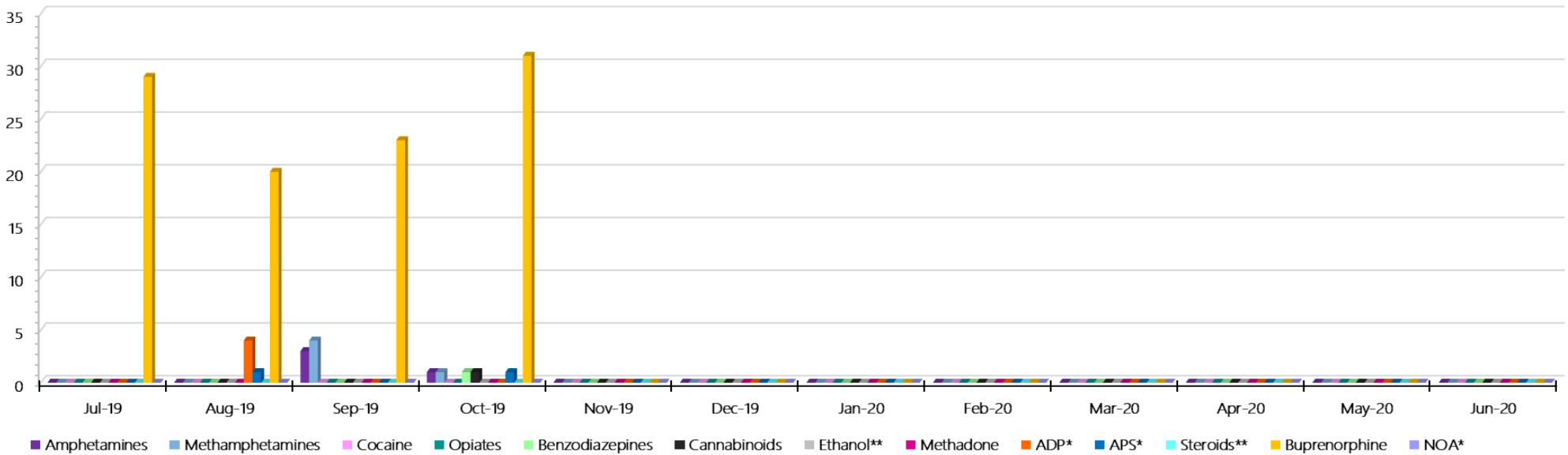
Prisoners	GVM		Powder & Crystal		Synthetic (Suspected)		Prescription Medication		Buprenorphine		Alcohol & Home Brew		Syringes & Needles		Smoking Paraphernalia		Edged Weapons		Electronic Devices		Tools		Other	
	Finds	Gms	Finds	Gms	Finds	Gms	Finds	Qty	Finds	Qty	Finds	Ltrs	Finds	Qty	Finds	Qty	Finds	Qty	Finds	Qty	Finds	Qty	Finds	Qty
Barwon																								
Jul-19	0	0.00	1	11.80	0	0.00	2	7.50	5	12.90	0	0.000	1	1	0	0	11	13	0	0	2	4	3	4
Aug-19	0	0.00	1	1.40	0	0.00	6	31.25	11	10.90	13	35.250	2	2	1	3	6	11	0	0	2	3	1	1
Sep-19	0	0.00	0	0.00	0	0.00	2	2.90	8	15.00	4	22.000	0	0	1	1	12	27	1	1	3	4	6	9
Oct-19	0	0.00	3	0.60	0	0.00	6	31.00	8	9.00	2	5.000	1	1	7	10	13	24	1	2	2	4	4	25
Nov-19																								
Dec-19																								
Jan-20																								
Feb-20																								
Mar-20																								
Apr-20																								
May-20																								
Jun-20																								
<b>Total</b>	<b>0</b>	<b>0.00</b>	<b>2</b>	<b>13.20</b>	<b>0</b>	<b>0.00</b>	<b>10</b>	<b>41.65</b>	<b>24</b>	<b>38.80</b>	<b>17</b>	<b>57.250</b>	<b>3</b>	<b>3</b>	<b>2</b>	<b>4</b>	<b>29</b>	<b>51</b>	<b>1</b>	<b>1</b>	<b>7</b>	<b>11</b>	<b>10</b>	<b>14</b>

### Barwon Targeted and Random General Drug Test Positives & Equivalents: 2019-2020



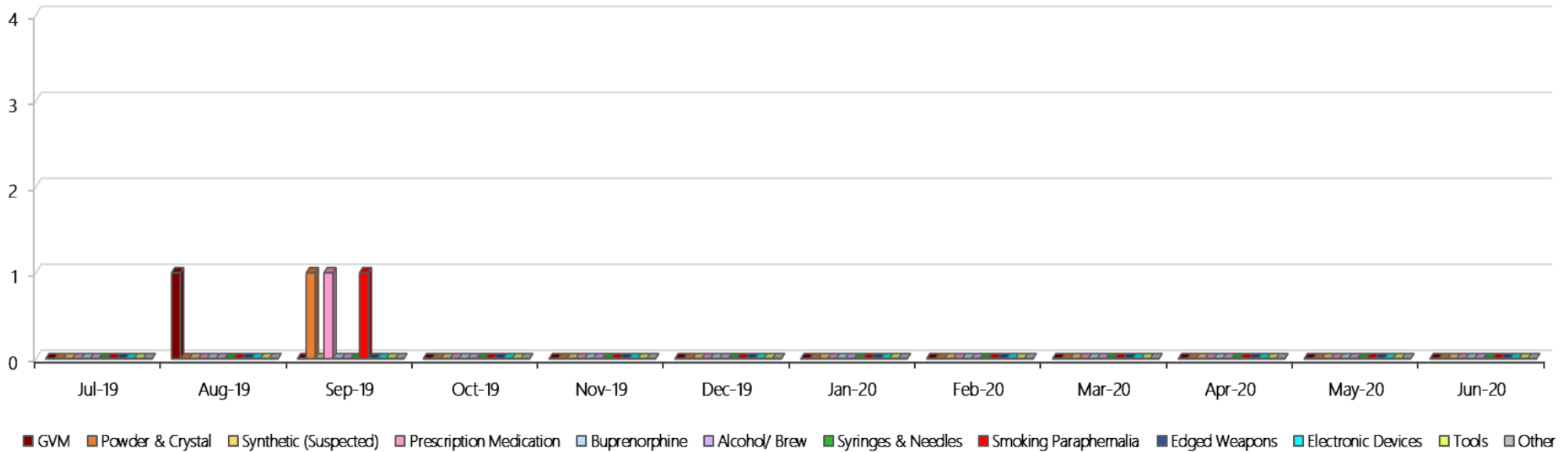
### Barwon Positive Drug Test Results by Drug Type: 2019-2020

Barwon Positive Test Results By Drug Type: 2019-2020



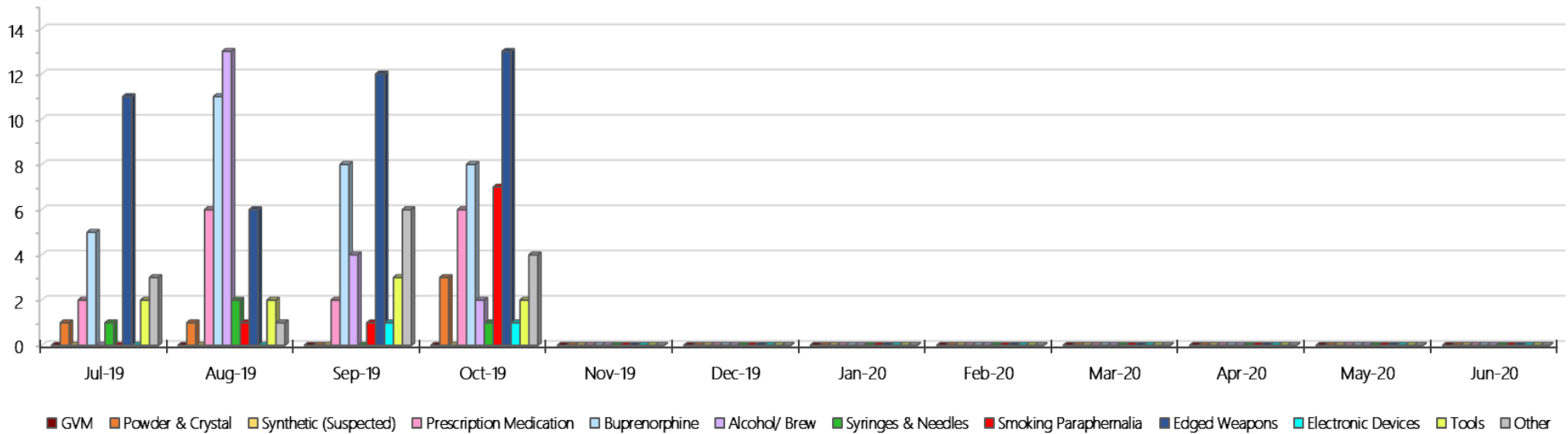
### Barwon Count of Visitor Seizure Finds: 2019-2020

Barwon Count of Visitor Seizure Finds - 2019-2020



### Barwon Count of Prisoner Seizure Finds: 2019-2020

Barwon Count of Prisoner Seizure Finds - 2019-2020



## Melbourne Assessment Prison

### Targeted and Random General Drug Test Results: 2019-2020

Melbourne Assessment Prison	Jul-19	Aug-19	Sep-19	Oct-19	Nov-19	Dec-19	Jan-20	Feb-19	Mar-20	Apr-20	May-20	Jun-20	Average	Totals
Effective Sample - Targeted	85	90	63	74									78	312
Targeted Positives	3	4	2	5									4	14
Refusal	2	1	2	1									2	6
Unable	1	2	0	1									1	4
Interfered	0	0	0	0									0	0
Adulterated	0	0	0	0									0	0
Targeted % Tested Positive	7.06%	7.78%	6.35%	9.46%									7.69%	7.69%
Awaiting / Pending Results	0	0	0	0									0	0
Targeted Residual	0	0	0	0									0	0
Random tests collected	29	18	31	20									25	98
Tested Positive	0	0	1	1									1	2
Refusal (guilty)	0	1	1	1									1	3
Unable (not guilty)	0	0	0	0									0	0
Unable (guilty)	1	0	0	0									0	1
Interfered (guilty)	0	0	0	0									0	0
No test (valid reason)	5	9	4	7									6	25
No test (no valid reason)	0	0	0	0									0	0
Adulterated	0	0	0	0									0	0
Awaiting / Pending Results	0	0	0	0									0	0
Random Residual (PIMS URAR030)	0	0	1	0									0	1
Effective Sample - Random General	30	19	32	21									26	102
% Tested positive	0.00%	0.00%	3.13%	4.76%									1.97%	
% Prisoner guilty, positive equivalents	3.33%	5.26%	3.13%	4.76%									4.12%	
% Total prisoner fails	3.33%	5.26%	6.25%	9.52%									6.09%	
% No test without valid reason	0.00%	0.00%	0.00%	0.00%									0.00%	
Random General Benchmark 8.00%	8.00%	8.00%	8.00%	8.00%	8.00%	8.00%	8.00%	8.00%	8.00%	8.00%	8.00%	8.00%	YTD	
% Failures for SDO	3.33%	5.26%	6.25%	9.52%									5.88%	

Melbourne Assessment Prison - Drugs Identified Through Testing by Drug Type: 2019-2020

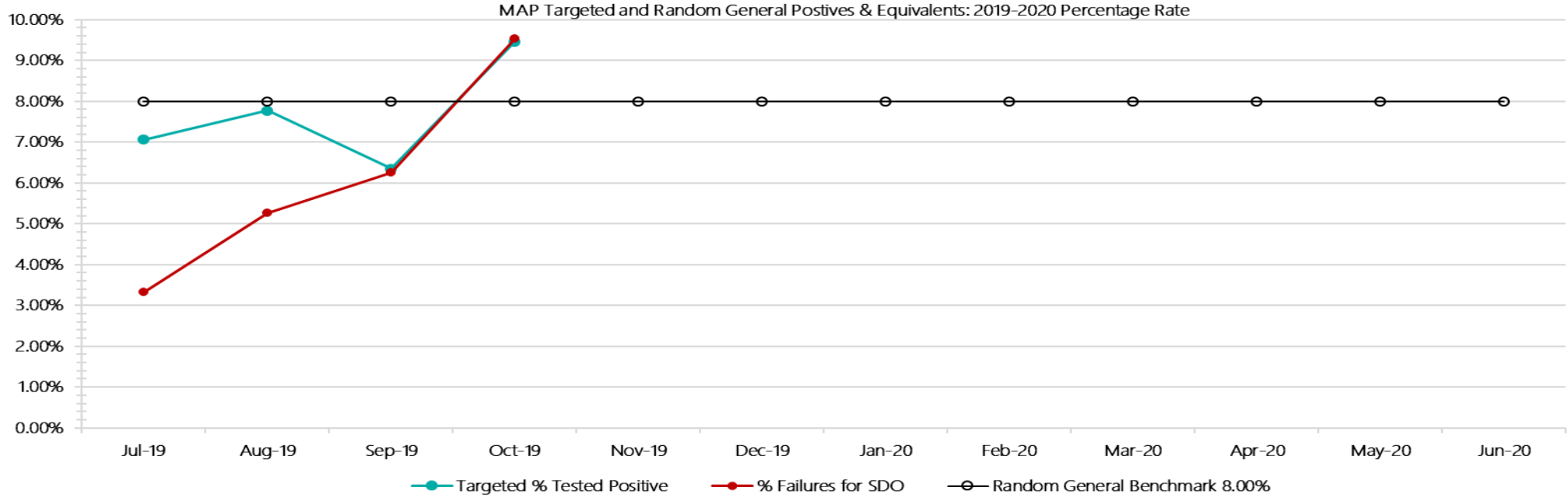
MAP	Amphetamines	Methamphetamines	Cocaine	Opiates	Benzodiazepines	Cannabinoids	Ethanol**	Methodone	ADP*	APS*	Steroids**	Buprenorphine	NOA*	Total
Jul-19	1	1	0	0	0	0	0	0	0	0	0	2	0	4
Aug-19	1	2	0	2	0	0	0	0	0	0	0	0	0	5
Sep-19	0	0	0	0	1	0	0	0	0	0	0	2	0	3
Oct-19	0	0	0	1	1	0	0	0	0	0	0	4	0	6
Nov-19														
Dec-19														
Jan-20														
Feb-20														
Mar-20														
Apr-20														
May-20														
Jun-20														
MAP YTD	2	3	0	3	2	0	0	0	0	0	0	8	0	18
All Prisons YTD	74	118	1	15	11	14	4	16	21	8	0	740	0	1022
MAP % of Total	2.70%	2.54%	0.00%	20.00%	18.18%	0.00%	0.00%	0.00%	0.00%	0.00%	0.00%	1.08%	0.00%	1.76%

Melbourne Assessment Prison Seizures of Contraband: Visitors & Prisoners: 2019-2020

Visitors	GVM		Powder & Crystal		Synthetic (Suspected)		Prescription Medication		Buprenorphine		Alcohol & Home Brew		Syringes & Needles		Smoking Paraphernalia		Edged Weapons		Electronic Devices		Tools		Other	
	Finds	Gms	Finds	Gms	Finds	Gms	Finds	Qty	Finds	Qty	Finds	Ltrs	Finds	Qty	Finds	Qty	Finds	Qty	Finds	Qty	Finds	Qty	Finds	Qty
MAP																								
Jul-19	0	0.00	0	0.00	0	0.00	0	0.00	0	0.00	0	0.000	0	0	0	0	0	0	0	0	0	0	0	0
Aug-19	0	0.00	0	0.00	0	0.00	0	0.00	0	0.00	0	0.000	0	0	0	0	0	0	0	0	0	0	0	0
Sep-19	0	0.00	0	0.00	0	0.00	0	0.00	0	0.00	0	0.000	0	0	0	0	0	0	0	0	0	0	0	0
Oct-19	0	0.00	0	0.00	0	0.00	0	0.00	0	0.00	0	0.000	0	0	0	0	0	0	0	0	0	0	0	0
Nov-19																								
Dec-19																								
Jan-20																								
Feb-20																								
Mar-20																								
Apr-20																								
May-20																								
Jun-20																								
Total	0	0.00	0	0.00	0	0.00	0	0.00	0	0.00	0	0.000	0	0	0	0	0	0	0	0	0	0	0	0

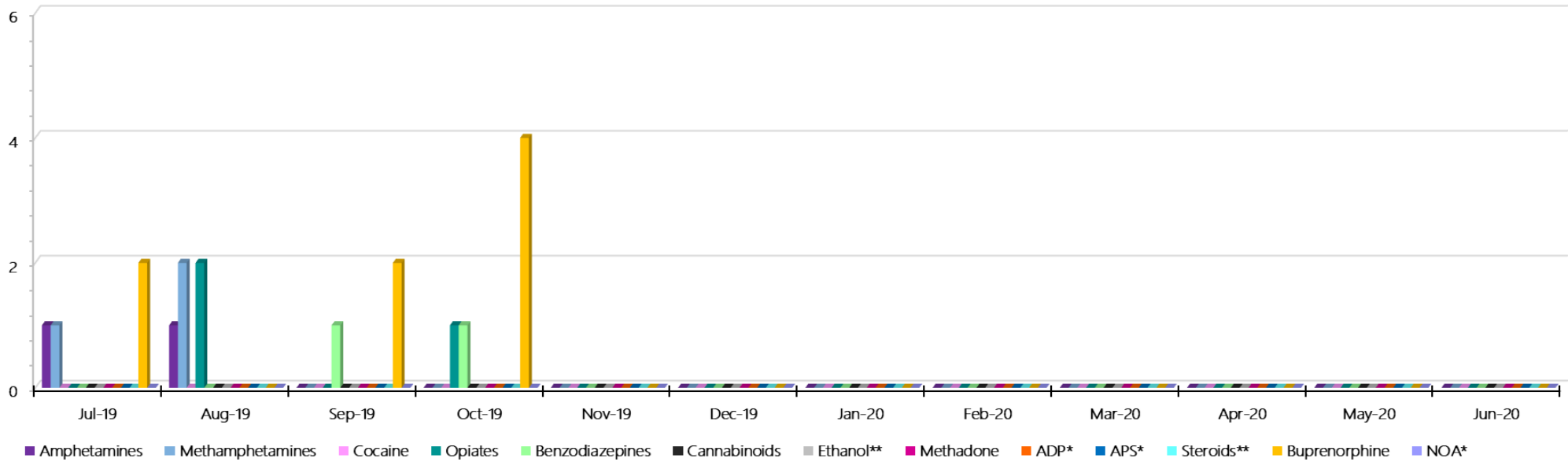
Prisoners	GVM		Powder & Crystal		Synthetic (Suspected)		Prescription Medication		Buprenorphine		Alcohol & Home Brew		Syringes & Needles		Smoking Paraphernalia		Edged Weapons		Electronic Devices		Tools		Other	
	Finds	Gms	Finds	Gms	Finds	Gms	Finds	Qty	Finds	Qty	Finds	Ltrs	Finds	Qty	Finds	Qty	Finds	Qty	Finds	Qty	Finds	Qty	Finds	Qty
MAP																								
Jul-19	2	12.40	0	0.00	0	0.00	4	38.00	3	26.10	0	0.000	3	6	3	4	0	0	1	1	1	1	0	0
Aug-19	0	0.00	1	0.30	0	0.00	3	4.25	2	18.00	0	0.000	0	0	2	7	2	3	1	1	0	0	6	18
Sep-19	3	12.80	1	0.10	0	0.00	3	6.00	3	6.50	0	0.000	3	3	8	11	1	1	2	2	5	5	3	5
Oct-19	1	3.90	2	0.77	0	0.00	1	20.00	8	52.00	1	0.500	3	3	3	4	0	0	0	0	0	0	0	0
Nov-19																								
Dec-19																								
Jan-20																								
Feb-20																								
Mar-20																								
Apr-20																								
May-20																								
Jun-20																								
Total	5	25.2	2	0.40	0	0.00	10	48.25	8	50.60	0	0.000	6	9	13	22	3	4	4	4	6	6	9	23

### Melbourne Assessment Prison Targeted and Random General Urinalysis Positives & Equivalents: 2019-2020



### Melbourne Assessment Prison Positive Test Results by Drug Type: 2019-2020

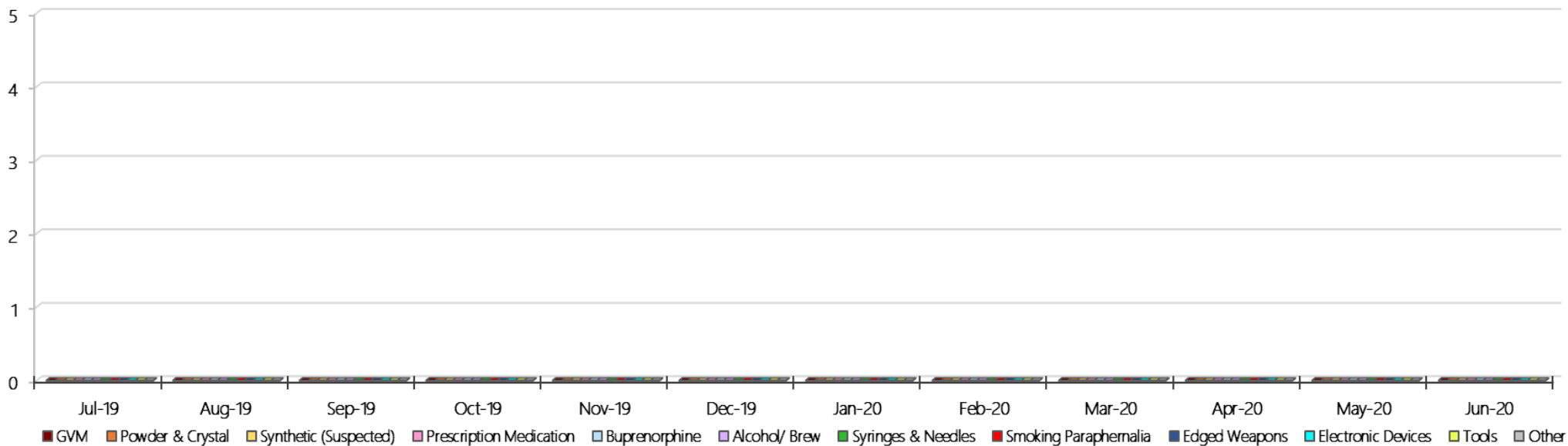
MAP Positive Test Results By Drug Type: 2019-2020





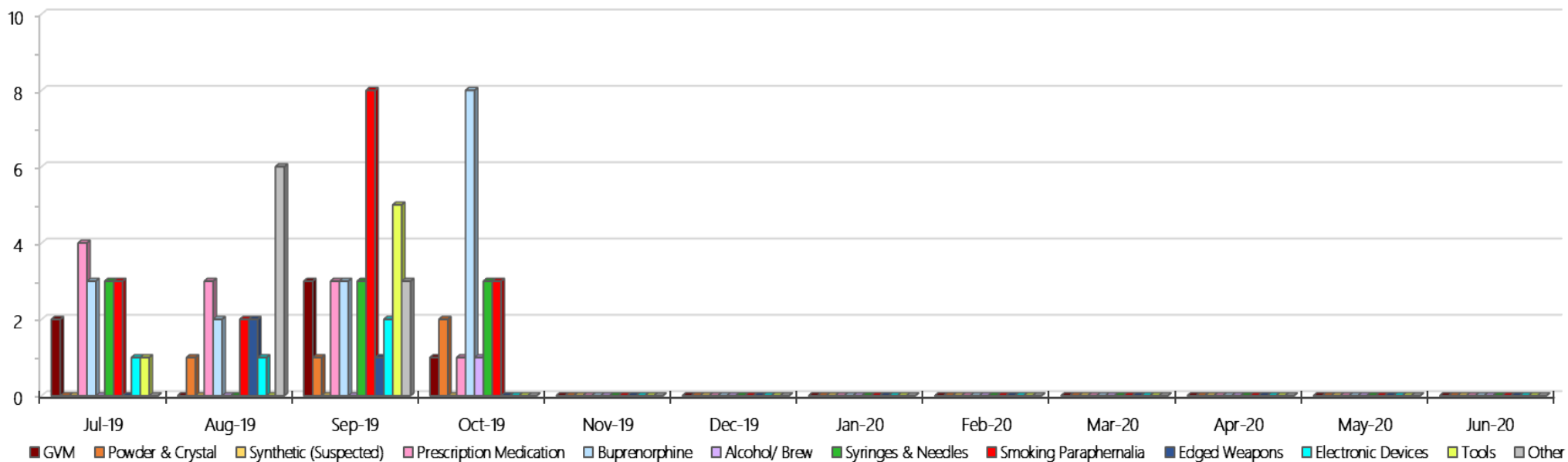
### Melbourne Assessment Prison Count of Visitor Seizure Finds: 2019-2020

MAP Count of Visitor Seizure Finds - 2019-2020



### Melbourne Assessment Prison Count of Prisoner Seizure Finds: 2019-2020

MAP Count of Prisoner Seizure Finds - 2019-2020



## Metropolitan Remand Centre

### Targeted and Random General Drug Test Results: 2019-2020

Metropolitan Remand Centre	Jul-19	Aug-19	Sep-19	Oct-19	Nov-19	Dec-19	Jan-20	Feb-19	Mar-20	Apr-20	May-20	Jun-20	Average	Totals
Effective Sample - Targeted	161	137	151	151									150	600
Targeted Positives	13	27	13	25									20	78
Refusal	0	1	4	0									1	5
Unable	1	1	0	1									1	3
Interfered	0	0	0	0									0	0
Adulterated	0	0	0	0									0	0
Targeted % Tested Positive	8.70%	21.17%	11.26%	17.22%									14.33%	14.33%
Awaiting / Pending Results	0	0	0	0									0	0
Targeted Residual	1	6	0	0									2	7
Random tests collected	128	104	124	96									113	452
Tested Positive	14	13	8	6									10	41
Refusal (guilty)	0	2	0	1									1	3
Unable (not guilty)	0	0	1	0									0	1
Unable (guilty)	5	1	2	1									2	9
Interfered (guilty)	0	0	0	0									0	0
No test (valid reason)	7	3	7	9									7	26
No test (no valid reason)	0	1	0	0									0	1
Adulterated	0	0	0	0									0	0
Awaiting / Pending Results	0	0	0	1									0	1
Random Residual (PIMS URAR030)	0	1	0	0									0	1
Effective Sample - Random General	133	108	126	98									116	465
% Tested positive	10.53%	12.04%	6.35%	6.12%									8.76%	
% Prisoner guilty, positive equivalents	3.76%	2.78%	1.59%	2.04%									2.54%	
% Total prisoner fails	14.29%	14.81%	7.94%	8.16%									11.30%	
% No test without valid reason	0.00%	0.93%	0.00%	0.00%									0.23%	
Random General Benchmark 7.00%	7.00%	7.00%	7.00%	7.00%	7.00%	7.00%	7.00%	7.00%	7.00%	7.00%	7.00%	7.00%	YTD	
% Failures for SDO	14.29%	15.74%	7.94%	8.16%									11.61%	

*Metropolitan Remand Centre - Drugs Identified Through Testing by Drug Type: 2019-2020*

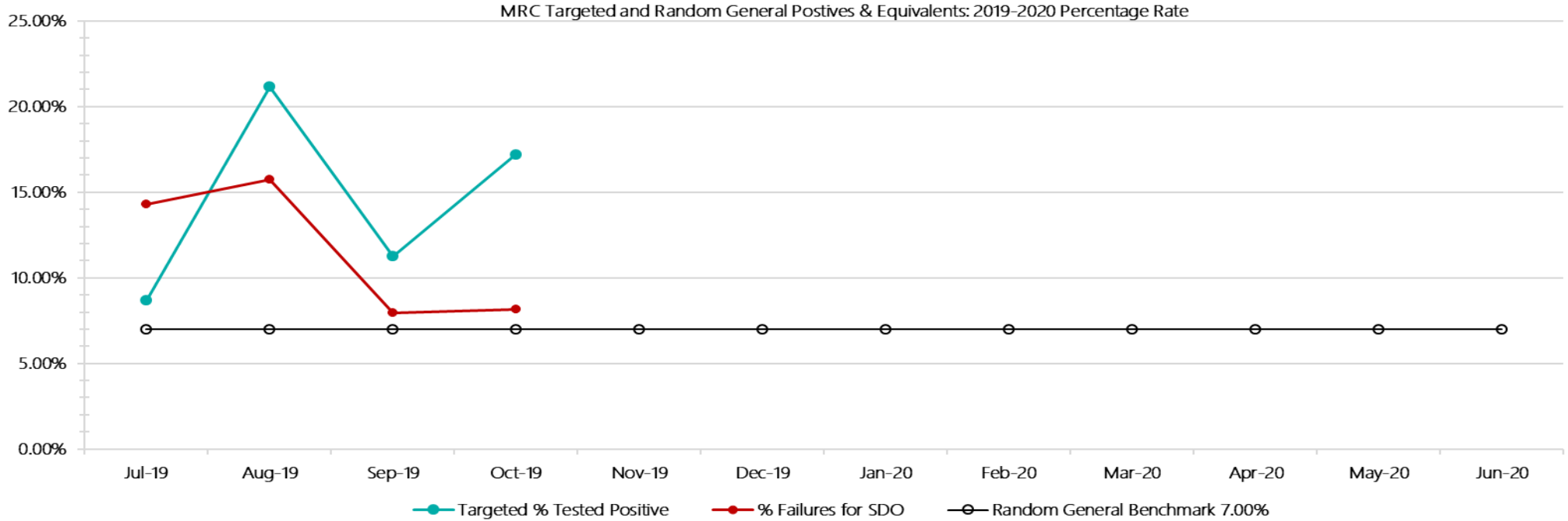
MRC	Amphetamines	Methamphetamines	Cocaine	Opiates	Benzodiazepines	Cannabinoids	Ethanol**	Methodone	ADP*	APS*	Steroids**	Buprenorphine	NOA*	Total
Jul-19	1	6	0	2	0	0	0	0	0	0	0	27	0	36
Aug-19	2	5	0	1	1	1	0	0	0	0	0	44	0	54
Sep-19	2	2	0	0	0	0	0	0	0	0	0	25	0	29
Oct-19	3	6	0	1	0	0	0	1	0	0	0	32	0	43
Nov-19														
Dec-19														
Jan-20														
Feb-20														
Mar-20														
Apr-20														
May-20														
Jun-20														
<b>MRC YTD</b>	<b>8</b>	<b>19</b>	<b>0</b>	<b>4</b>	<b>1</b>	<b>1</b>	<b>0</b>	<b>1</b>	<b>0</b>	<b>0</b>	<b>0</b>	<b>128</b>	<b>0</b>	<b>162</b>
<i>All Prisons YTD</i>	<i>74</i>	<i>118</i>	<i>1</i>	<i>15</i>	<i>11</i>	<i>14</i>	<i>4</i>	<i>16</i>	<i>21</i>	<i>8</i>	<i>0</i>	<i>740</i>	<i>0</i>	<i>1022</i>
<i>MRC % of Total</i>	<i>10.81%</i>	<i>16.10%</i>	<i>0.00%</i>	<i>26.67%</i>	<i>9.09%</i>	<i>7.14%</i>	<i>0.00%</i>	<i>6.25%</i>	<i>0.00%</i>	<i>0.00%</i>	<i>0.00%</i>	<i>17.30%</i>	<i>0.00%</i>	<i>15.85%</i>

Metropolitan Remand Centre Seizures of Contraband: Visitors & Prisoners: 2019-2020

Visitors	GVM		Powder & Crystal		Synthetic (Suspected)		Prescription Medication		Buprenorphine		Alcohol & Home Brew		Syringes & Needles		Smoking Paraphernalia		Edged Weapons		Electronic Devices		Tools		Other	
	Finds	Gms	Finds	Gms	Finds	Gms	Finds	Qty	Finds	Qty	Finds	Ltrs	Finds	Qty	Finds	Qty	Finds	Qty	Finds	Qty	Finds	Qty	Finds	Qty
MRC																								
Jul-19	0	0.00	1	1.00	0	0.00	1	3.00	2	3.10	0	0.000	2	11	4	5	1	3	0	0	2	3	4	7
Aug-19	1	0.50	0	0.00	0	0.00	1	9.00	0	0.00	1	0.660	0	0	3	7	3	12	0	0	1	3	0	0
Sep-19	1	0.01	0	0.00	0	0.00	0	0.00	0	0.00	0	0.000	0	0	0	0	0	0	0	0	0	0	1	5
Oct-19	1	4.75	1	5.14	0	0.00	0	0.00	1	1.00	0	0.000	0	0	1	2	0	0	1	1	1	1	1	4
Nov-19																								
Dec-19																								
Jan-20																								
Feb-20																								
Mar-20																								
Apr-20																								
May-20																								
Jun-20																								
Total	2	0.51	1	1.00	0	0.00	2	12.00	2	3.10	1	0.660	2	11	7	12	4	15	0	0	3	6	5	12

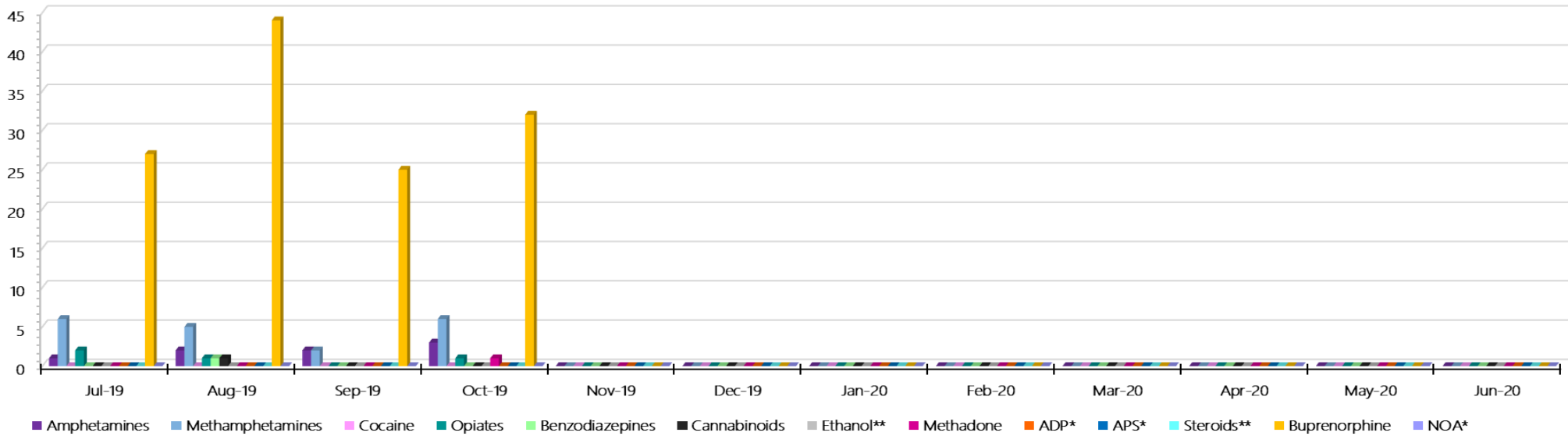
Prisoners	GVM		Powder & Crystal		Synthetic (Suspected)		Prescription Medication		Buprenorphine		Alcohol & Home Brew		Syringes & Needles		Smoking Paraphernalia		Edged Weapons		Electronic Devices		Tools		Other	
	Finds	Gms	Finds	Gms	Finds	Gms	Finds	Qty	Finds	Qty	Finds	Ltrs	Finds	Qty	Finds	Qty	Finds	Qty	Finds	Qty	Finds	Qty	Finds	Qty
MRC																								
Jul-19	2	0.20	1	1.00	1	0.50	8	19.00	17	0.40	0	0.000	2	2	9	18	17	23	1	1	3	5	12	15
Aug-19	2	1.00	2	1.20	0	0.00	11	59.50	29	36.96	2	7.500	10	10	13	30	15	19	0	0	7	14	9	9
Sep-19	0	0.00	2	1.10	0	0.00	9	81.50	15	30.00	0	0.000	2	2	7	11	10	10	0	0	6	11	21	32
Oct-19	1	1.80	2	1.00	0	0.00	14	29.50	5	4.60	3	51.000	3	3	13	23	9	10	1	1	11	23	26	32
Nov-19																								
Dec-19																								
Jan-20																								
Feb-20																								
Mar-20																								
Apr-20																								
May-20																								
Jun-20																								
Total	4	1.20	5	3.30	1	0.50	28	160.00	61	67.36	2	7.500	14	14	29	59	42	52	1	1	16	30	42	56

### Metropolitan Remand Centre Targeted and Random General Drug Test Positives & Equivalents: 2019-2020



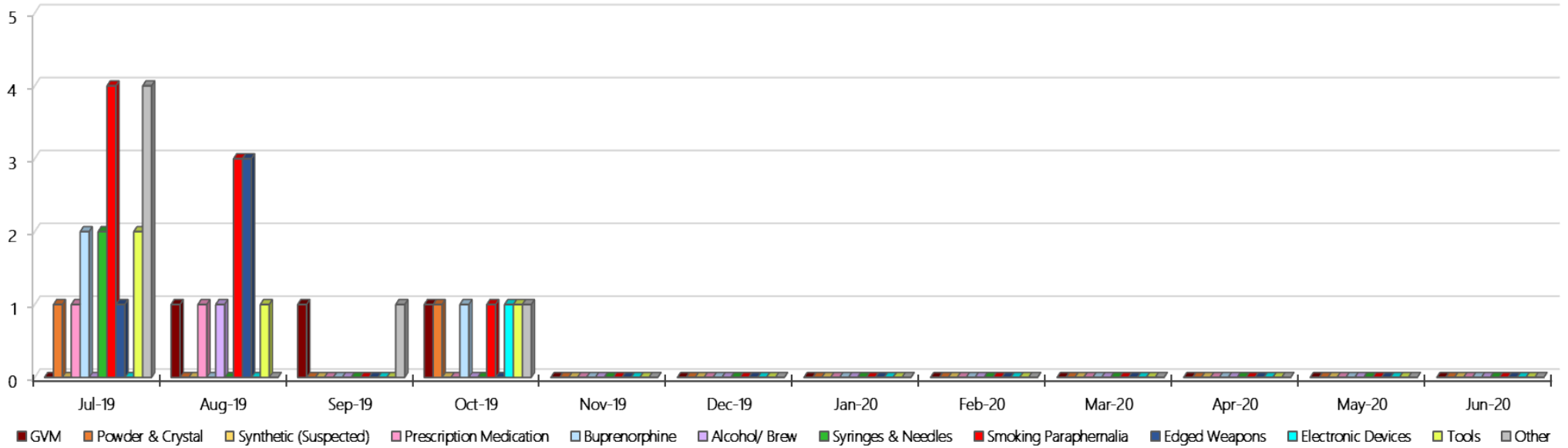
### Metropolitan Remand Centre Positive Drug Test Results by Drug Type: 2019-2020

MRC Positive Test Results By Drug Type: 2019-2020



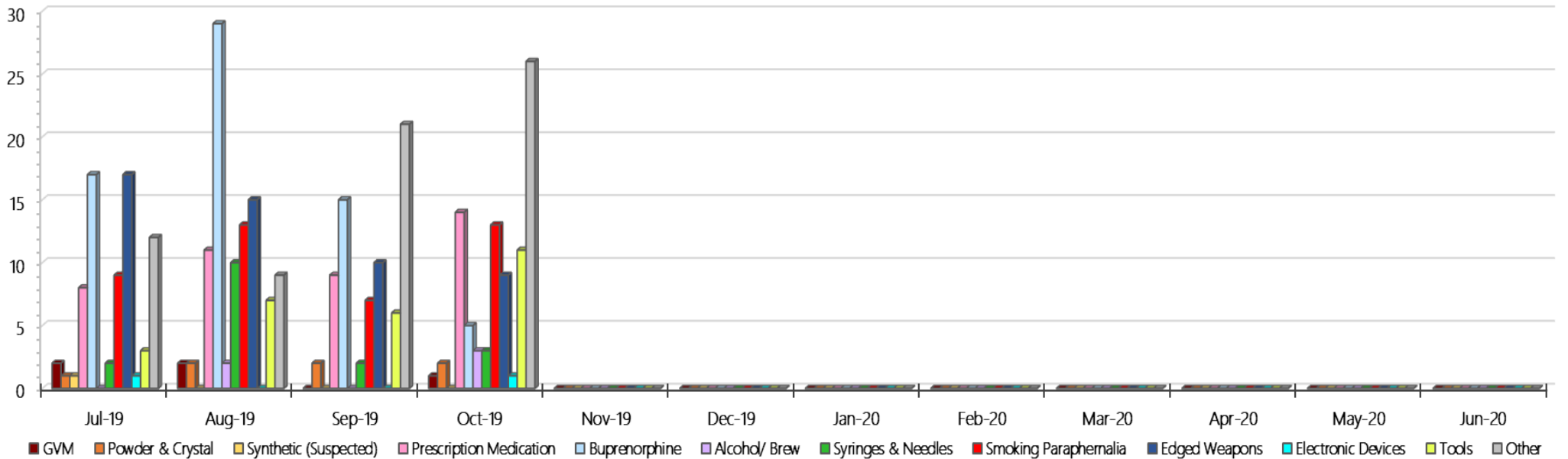
### Metropolitan Remand Centre Count of Visitor Seizure Finds: 2019-2020

MRC Count of Visitor Seizure Finds - 2019-2020



### Metropolitan Remand Centre Count of Prisoner Seizure Finds: 2019-2020

MRC Count of Prisoner Seizure Finds - 2019-2020



*Port Phillip Prison*  
*Targeted and Random General Drug Test Results: 2019-2020*

Port Phillip Prison	Jul-19	Aug-19	Sep-19	Oct-19	Nov-19	Dec-19	Jan-20	Feb-19	Mar-20	Apr-20	May-20	Jun-20	Average	Totals
Effective Sample - Targeted	311	292	262	341									302	1206
Targeted Positives	28	34	33	21									29	116
Refusal	3	4	7	7									5	21
Unable	0	1	1	1									1	3
Interfered	0	0	0	0									0	0
Adulterated	0	1	2	1									1	4
Targeted % Tested Positive	9.97%	13.70%	16.41%	8.80%									11.94%	11.94%
Awaiting / Pending Results	1	0	0	1									1	2
Targeted Residual	4	1	4	1									3	10
Random tests collected	63	53	61	51									57	228
Tested Positive	3	5	4	1									3	13
Refusal (guilty)	1	0	0	0									0	1
Unable (not guilty)	1	1	1	0									1	3
Unable (guilty)	0	0	0	0									0	0
Interfered (guilty)	0	0	0	0									0	0
No test (valid reason)	3	1	3	1									2	8
No test (no valid reason)	0	0	0	0									0	0
Adulterated	0	0	0	0									0	0
Awaiting / Pending Results	0	0	0	0									0	0
Random Residual (PIMS URAR030)	0	0	0	0									0	0
Effective Sample - Random General	64	53	61	51									57	229
% Tested positive	4.69%	9.43%	6.56%	1.96%									5.66%	
% Prisoner guilty, positive equivalents	1.56%	0.00%	0.00%	0.00%									0.39%	
% Total prisoner fails	6.25%	9.43%	6.56%	1.96%									6.05%	
% No test without valid reason	0.00%	0.00%	0.00%	0.00%									0.00%	
% Failures for SDO	6.25%	9.43%	6.56%	1.96%									6.11%	

*Port Phillip Prison - Drugs Identified Through Testing by Drug Type: 2019-2020*

PPP	Amphetamines	Methamphetamines	Cocaine	Opiates	Benzodiazepines	Cannabinoids	Ethanol**	Methodone	ADP*	APS*	Steroids**	Buprenorphine	NOA*	Total
Jul-19	2	2	0	0	0	0	0	5	0	0	0	36	0	45
Aug-19	4	5	0	0	0	0	0	4	0	0	0	39	0	52
Sep-19	6	11	0	0	0	0	0	2	0	0	0	39	0	58
Oct-19	0	1	0	0	0	0	0	0	0	0	0	26	0	27
Nov-19														
Dec-19														
Jan-20														
Feb-20														
Mar-20														
Apr-20														
May-20														
Jun-20														
PPP YTD	12	19	0	0	0	0	0	11	0	0	0	140	0	182
All Prisons YTD	74	118	1	15	11	14	4	16	21	8	0	740	0	1022
PPP % of Total	16.22%	16.10%	0.00%	0.00%	0.00%	0.00%	0.00%	68.75%	0.00%	0.00%	0.00%	18.92%	0.00%	17.81%

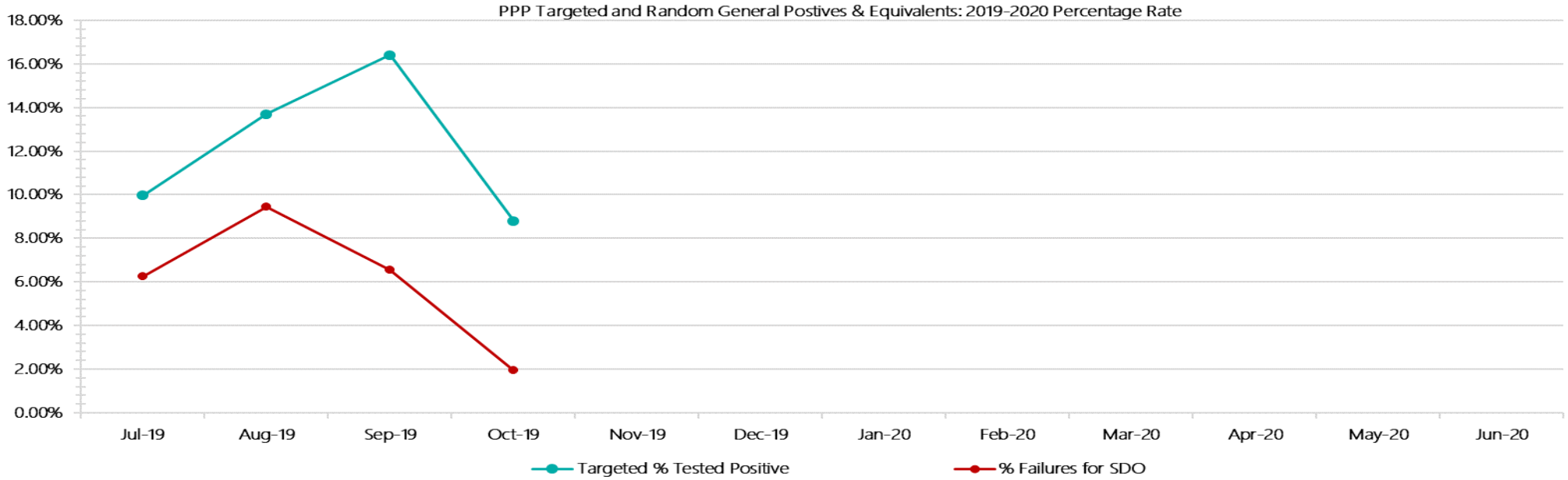


Port Phillip Prison Seizures of Contraband: Visitors & Prisoners: 2019-2020

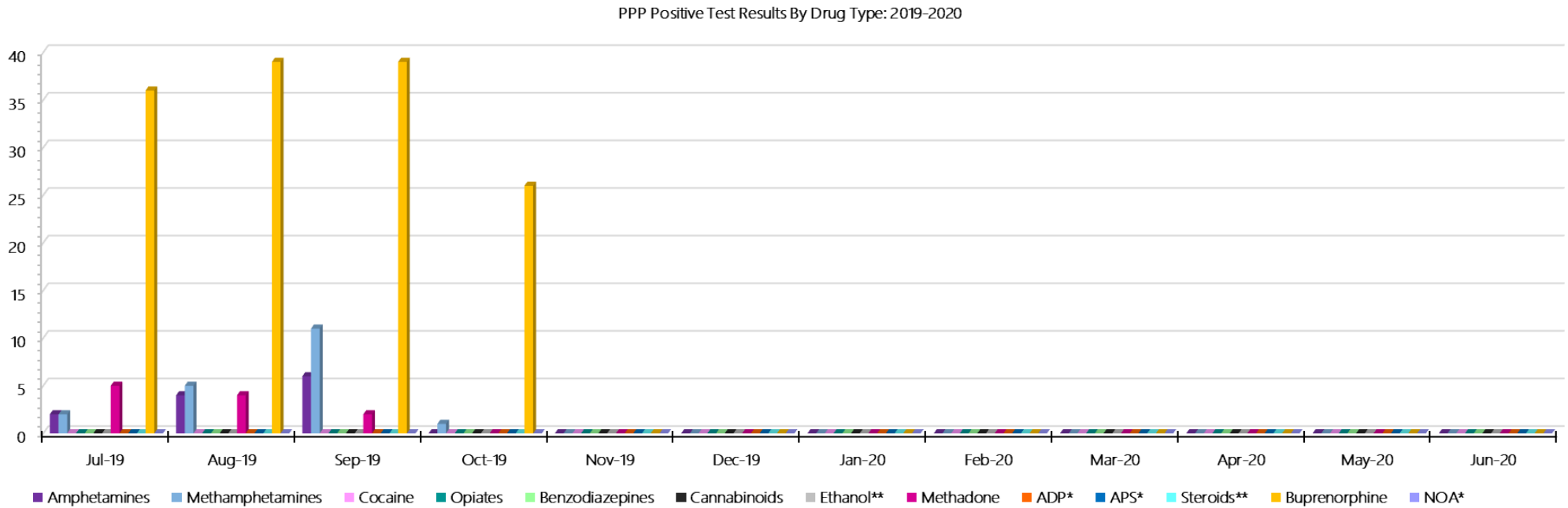
Visitors	GVM		Powder & Crystal		Synthetic (Suspected)		Prescription Medication		Buprenorphine		Alcohol & Home Brew		Syringes & Needles		Smoking Paraphernalia		Edged Weapons		Electronic Devices		Tools		Other		
	PPP	Finds	Gms	Finds	Gms	Finds	Gms	Finds	Qty	Finds	Qty	Finds	Ltrs	Finds	Qty	Finds	Qty	Finds	Qty	Finds	Qty	Finds	Qty	Finds	Qty
Jul-19	0	0.00	1	2.00	0	0.00	0	0.00	3	158.00	0	0.000	1	4	0	0	0	0	0	0	0	0	0	0	0
Aug-19	1	22.00	1	18.43	0	0.00	0	0.00	1	94.00	0	0.000	1	3	0	0	1	1	0	0	0	0	0	0	0
Sep-19	0	0.00	0	0.00	0	0.00	0	0.00	0	0.00	0	0.000	0	0	0	0	0	0	0	0	0	0	0	0	0
Oct-19	0	0.00	0	0.00	0	0.00	1	2.00	0	0.00	0	0.000	2	5	3	7	0	0	0	0	0	0	0	0	0
Nov-19																									
Dec-19																									
Jan-20																									
Feb-20																									
Mar-20																									
Apr-20																									
May-20																									
Jun-20																									
<b>Total</b>	<b>1</b>	<b>22.00</b>	<b>2</b>	<b>20.43</b>	<b>0</b>	<b>0.00</b>	<b>0</b>	<b>0.00</b>	<b>4</b>	<b>252.00</b>	<b>0</b>	<b>0.000</b>	<b>2</b>	<b>7</b>	<b>0</b>	<b>0</b>	<b>1</b>	<b>1</b>	<b>0</b>	<b>0</b>	<b>0</b>	<b>0</b>	<b>0</b>	<b>0</b>	<b>0</b>

Prisoners	GVM		Powder & Crystal		Synthetic (Suspected)		Prescription Medication		Buprenorphine		Alcohol & Home Brew		Syringes & Needles		Smoking Paraphernalia		Edged Weapons		Electronic Devices		Tools		Other		
	PPP	Finds	Gms	Finds	Gms	Finds	Gms	Finds	Qty	Finds	Qty	Finds	Ltrs	Finds	Qty	Finds	Qty	Finds	Qty	Finds	Qty	Finds	Qty	Finds	Qty
Jul-19	0	0.00	0	0.00	0	0.00	9	29.50	9	34.30	0	0.000	2	2	5	7	14	15	0	0	3	3	11	16	
Aug-19	0	0.00	0	1.00	0	0.00	0	5.00	6	21.20	0	0.000	0	0	0	6	1	12	0	0	0	17	7	24	
Sep-19	0	0.00	2	4.00	0	0.00	5	15.50	12	33.30	1	3.000	8	8	5	5	23	27	0	0	8	8	27	40	
Oct-19	0	0.00	0	0.00	0	0.00	9	37.50	14	50.95	0	0.000	1	3	4	5	16	17	0	0	9	11	11	11	
Nov-19																									
Dec-19																									
Jan-20																									
Feb-20																									
Mar-20																									
Apr-20																									
May-20																									
Jun-20																									
<b>Total</b>	<b>0</b>	<b>0.00</b>	<b>2</b>	<b>5.00</b>	<b>0</b>	<b>0.00</b>	<b>14</b>	<b>50.00</b>	<b>27</b>	<b>88.80</b>	<b>1</b>	<b>3.000</b>	<b>10</b>	<b>10</b>	<b>10</b>	<b>18</b>	<b>38</b>	<b>54</b>	<b>0</b>	<b>0</b>	<b>11</b>	<b>28</b>	<b>45</b>	<b>80</b>	

### Port Phillip Prison Targeted and Random General Drug Test Positives & Equivalents: 2019-2020

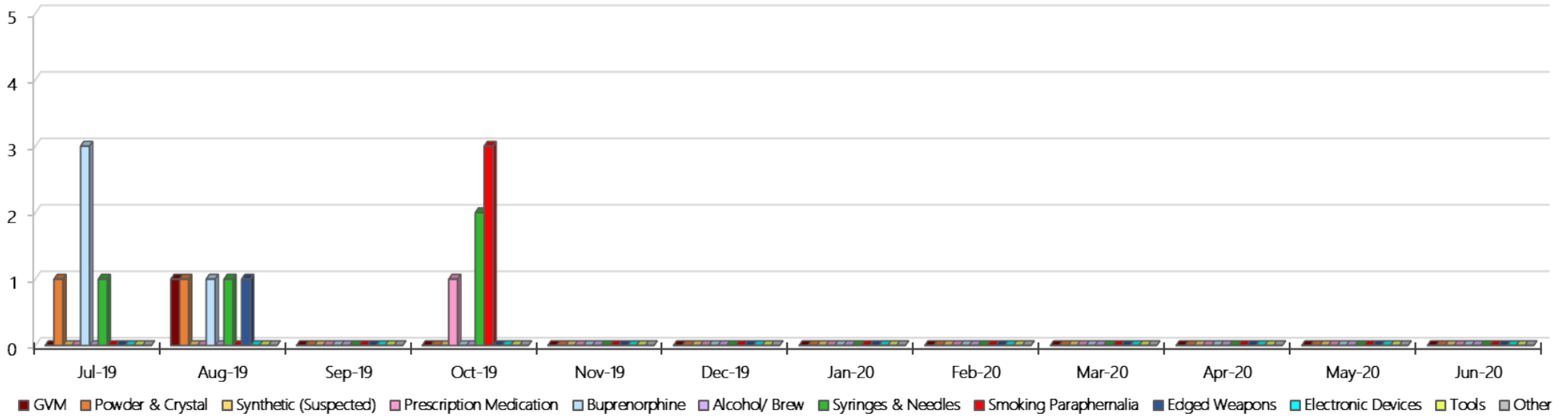


### Port Phillip Prison Positive Test Results by Drug Type: 2019-2020



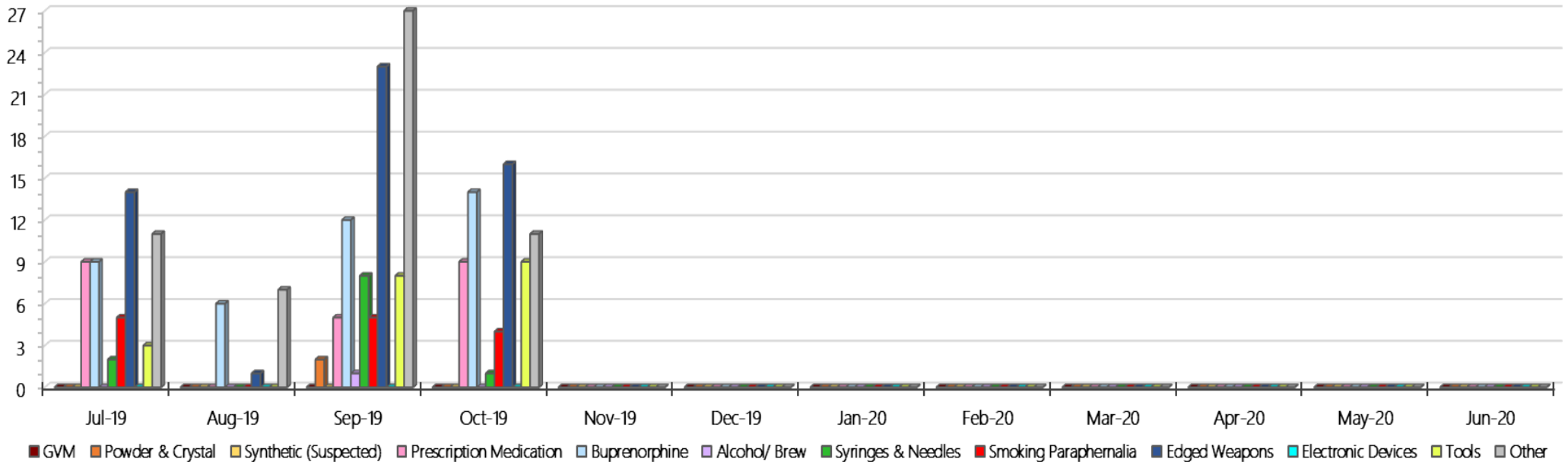
### Port Phillip Prison Count of Visitor Seizure Finds: 2019-2020

PPP Count of Visitor Seizure Finds - 2019-2020



### Port Phillip Prison Count of Prisoner Seizure Finds: 2019-2020

PPP Count of Prisoner Seizure Finds - 2019-2020



*Dame Phyllis Frost Centre*  
*Targeted and Random General Drug Test Results: 2019-2020*

DPFC	Jul-19	Aug-19	Sep-19	Oct-19	Nov-19	Dec-19	Jan-20	Feb-19	Mar-20	Apr-20	May-20	Jun-20	Average	Totals
Effective Sample - Targeted	55	90	112	125									96	382
Targeted Positives	5	3	2	12									6	22
Refusal	3	1	2	1									2	7
Unable	2	0	1	2									1	5
Interfered	0	0	0	0									0	0
Adulterated	0	0	0	0									0	0
Targeted % Tested Positive	18.18%	4.44%	4.46%	12.00%									8.90%	8.90%
Awaiting / Pending Results	0	0	0	1									0	1
Targeted Residual	0	1	0	0									0	1
Random tests collected	77	60	70	59									67	266
Tested Positive	0	0	0	2									1	2
Refusal (guilty)	0	0	1	0									0	1
Unable (not guilty)	0	0	0	0									0	0
Unable (guilty)	0	0	0	0									0	0
Interfered (guilty)	0	0	0	0									0	0
No test (valid reason)	2	2	5	0									2	9
No test (no valid reason)	0	0	0	0									0	0
Adulterated	0	0	0	0									0	0
Awaiting / Pending Results	0	0	0	0									0	0
Random Residual (PIMS URAR030)	0	0	0	0									0	0
Effective Sample - Random General	77	60	71	59									67	267
% Tested positive	0.00%	0.00%	0.00%	3.39%									0.85%	
% Prisoner guilty, positive equivalents	0.00%	0.00%	1.41%	0.00%									0.35%	
% Total prisoner fails	0.00%	0.00%	1.41%	3.39%									1.20%	
% No test without valid reason	0.00%	0.00%	0.00%	0.00%									0.00%	
Random General Benchmark 7.25%	7.25%	7.25%	7.25%	7.25%	7.25%	7.25%	7.25%	7.25%	7.25%	7.25%	7.25%	7.25%	YTD	
% Failures for SDO	0.00%	0.00%	1.41%	3.39%									1.12%	

*Dame Phyllis Frost Centre - Drugs Identified Through Testing by Drug Type: 2019-2020*

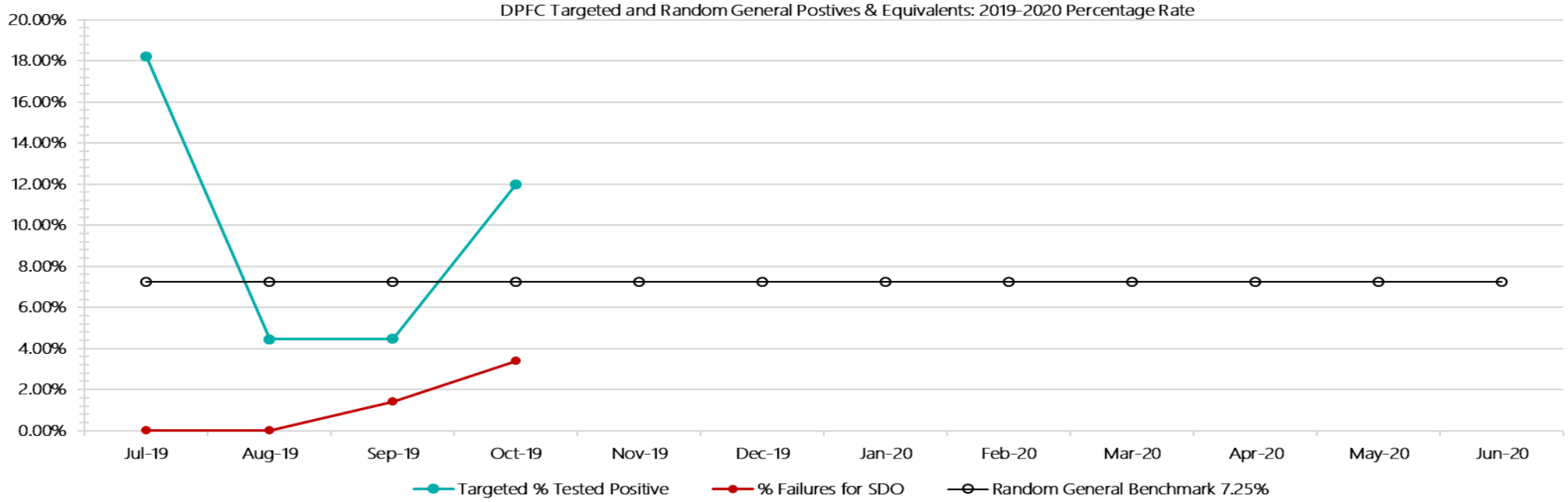
DPFC	Amphetamines	Methamphetamines	Cocaine	Opiates	Benzodiazepines	Cannabinoids	Ethanol**	Methadone	ADP*	APS*	Steroids**	Buprenorphine	NOA*	Total
Jul-19	4	4	0	0	0	0	0	0	0	0	0	3	0	11
Aug-19	2	2	0	0	0	0	0	0	0	0	0	2	0	6
Sep-19	0	0	0	1	0	1	0	0	0	0	0	0	0	2
Oct-19	8	13	0	0	0	0	0	0	0	1	0	1	0	23
Nov-19														
Dec-19														
Jan-20														
Feb-20														
Mar-20														
Apr-20														
May-20														
Jun-20														
<b>DPFC YTD</b>	<b>14</b>	<b>19</b>	<b>0</b>	<b>1</b>	<b>0</b>	<b>1</b>	<b>0</b>	<b>0</b>	<b>0</b>	<b>1</b>	<b>0</b>	<b>6</b>	<b>0</b>	<b>42</b>
<i>All Prisons YTD</i>	<i>74</i>	<i>118</i>	<i>1</i>	<i>15</i>	<i>11</i>	<i>14</i>	<i>4</i>	<i>16</i>	<i>21</i>	<i>8</i>	<i>0</i>	<i>740</i>	<i>0</i>	<i>1022</i>
<i>DPFC % of Total</i>	<i>18.92%</i>	<i>16.10%</i>	<i>0.00%</i>	<i>6.67%</i>	<i>0.00%</i>	<i>7.14%</i>	<i>0.00%</i>	<i>0.00%</i>	<i>0.00%</i>	<i>12.50%</i>	<i>0.00%</i>	<i>0.81%</i>	<i>0.00%</i>	<i>4.11%</i>

*Dame Phyllis Frost Centre - Seizures of Contraband: Visitors & Prisoners: 2019-2020*

Visitors	GVM		Powder & Crystal		Synthetic (Suspected)		Prescription Medication		Buprenorphine		Alcohol & Home Brew		Syringes & Needles		Smoking Paraphernalia		Edged Weapons		Electronic Devices		Tools		Other	
	Finds	Gms	Finds	Gms	Finds	Gms	Finds	Qty	Finds	Qty	Finds	Ltrs	Finds	Qty	Finds	Qty	Finds	Qty	Finds	Qty	Finds	Qty	Finds	Qty
Jul-19	0	0.00	0	0.00	0	0.00	0	0.00	0	0.00	0	0.000	0	0	0	0	0	0	0	0	0	0	0	0
Aug-19	0	0.00	0	0.00	0	0.00	0	0.00	0	0.00	0	0.000	0	0	0	0	0	0	0	0	0	0	0	0
Sep-19	0	0.00	0	0.00	0	0.00	0	0.00	0	0.00	0	0.000	0	0	0	0	0	0	0	0	0	0	0	0
Oct-19	0	0.00	0	0.00	0	0.00	0	0.00	0	0.00	0	0.000	0	0	0	0	0	0	1	1	0	0	0	0
Nov-19																								
Dec-19																								
Jan-20																								
Feb-20																								
Mar-20																								
Apr-20																								
May-20																								
Jun-20																								
<b>Total</b>	<b>0</b>	<b>0.00</b>	<b>0</b>	<b>0.00</b>	<b>0</b>	<b>0.00</b>	<b>0</b>	<b>0.00</b>	<b>0</b>	<b>0.00</b>	<b>0</b>	<b>0.000</b>	<b>0</b>	<b>0</b>	<b>0</b>	<b>0</b>	<b>0</b>	<b>0</b>	<b>0</b>	<b>0</b>	<b>0</b>	<b>0</b>	<b>0</b>	<b>0</b>

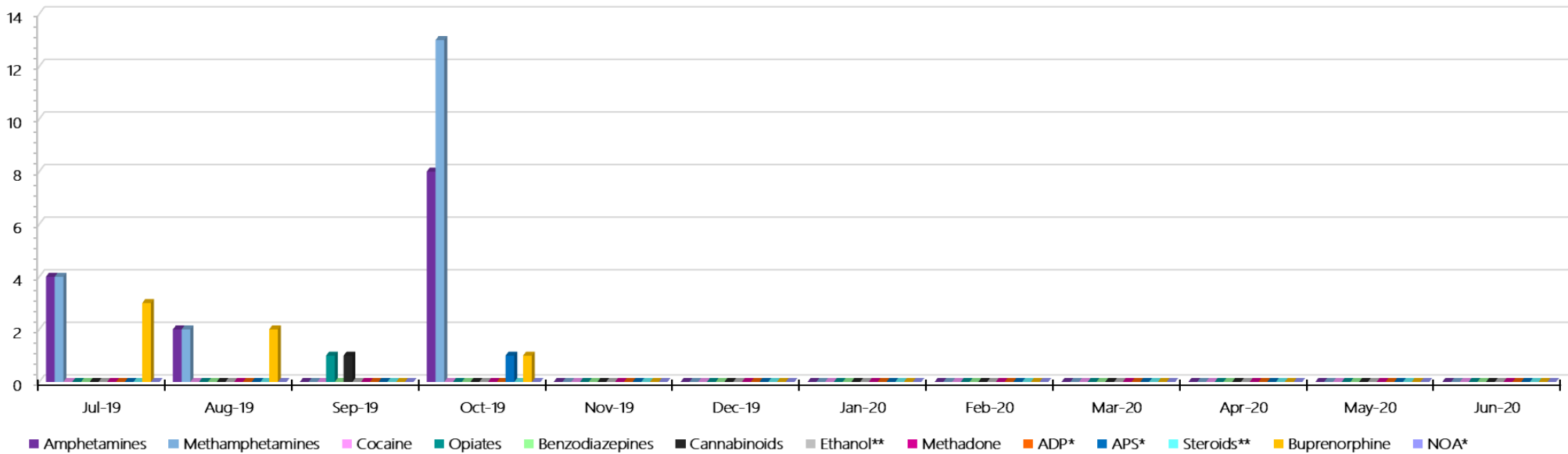
Prisoners	GVM		Powder & Crystal		Synthetic (Suspected)		Prescription Medication		Buprenorphine		Alcohol & Home Brew		Syringes & Needles		Smoking Paraphernalia		Edged Weapons		Electronic Devices		Tools		Other	
	Finds	Gms	Finds	Gms	Finds	Gms	Finds	Qty	Finds	Qty	Finds	Ltrs	Finds	Qty	Finds	Qty	Finds	Qty	Finds	Qty	Finds	Qty	Finds	Qty
Jul-19	0	0.00	1	2.10	0	0.00	2	7.00	1	1.00	1	1.000	2	31	3	3	0	0	0	0	0	0	0	0
Aug-19	0	0.00	1	1.00	0	0.00	0	0.00	1	1.00	1	0.600	3	6	2	6	1	1	1	1	0	0	3	3
Sep-19	1	0.90	2	0.30	0	0.00	5	11.50	2	7.00	1	1.000	8	55	2	3	0	0	1	1	0	0	2	2
Oct-19	0	0.00	4	11.60	0	0.00	4	2.75	0	0.00	1	2.600	3	3	2	2	0	0	1	1	0	0	0	0
Nov-19																								
Dec-19																								
Jan-20																								
Feb-20																								
Mar-20																								
Apr-20																								
May-20																								
Jun-20																								
<b>Total</b>	<b>1</b>	<b>0.90</b>	<b>4</b>	<b>3.40</b>	<b>0</b>	<b>0.00</b>	<b>7</b>	<b>18.50</b>	<b>4</b>	<b>9.00</b>	<b>3</b>	<b>2.600</b>	<b>13</b>	<b>92</b>	<b>7</b>	<b>12</b>	<b>1</b>	<b>1</b>	<b>2</b>	<b>2</b>	<b>0</b>	<b>0</b>	<b>5</b>	<b>5</b>

### Dame Phyllis Frost Centre Targeted and Random General Drug Test Positives & Equivalents – 2019-2020



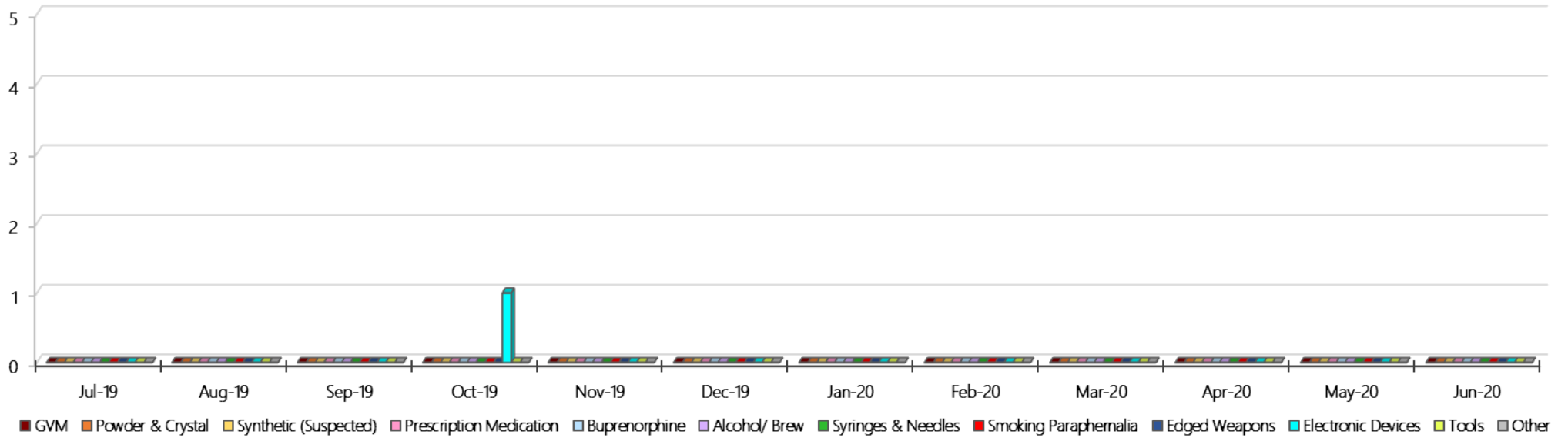
### Dame Phyllis Frost Centre Positive Test Results by Drug Type – 2019-2020

DPFC Positive Test Results By Drug Type: 2019-2020



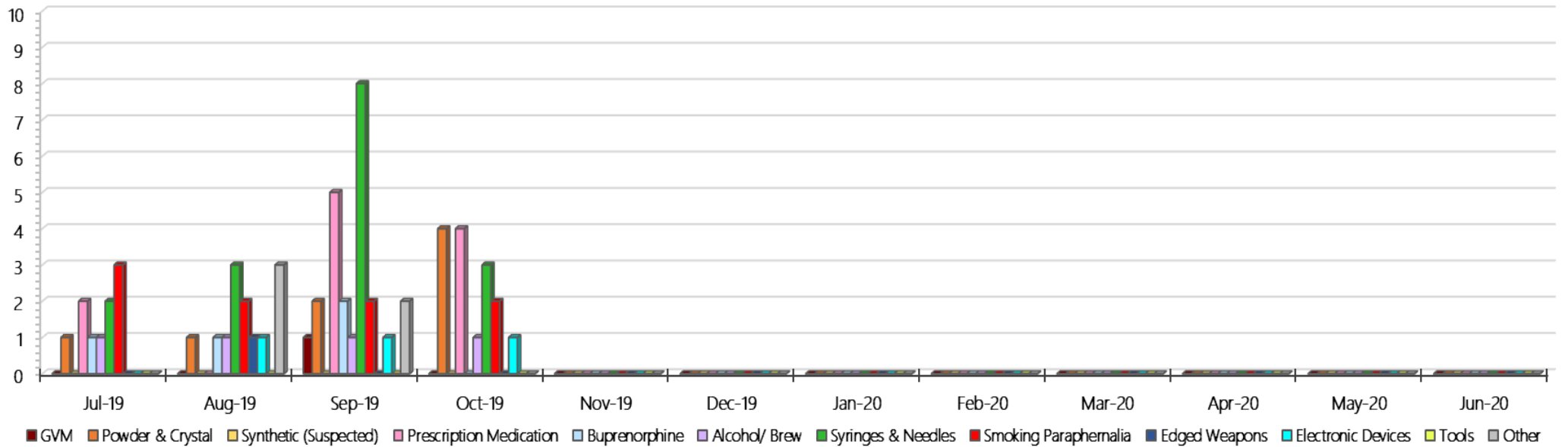
### Dame Phyllis Frost Centre Count of Visitor Seizure Finds – 2019-2020

DPFC Count of Visitor Seizure Finds – 2019-2020



### DPFC Count of Prisoner Seizure Finds – 2019-2020

DPFC Count of Prisoner Seizure Finds – 2019-2020





## Fulham Correctional Centre

### Targeted and Random General Drug Test Results: 2019-2020

Fulham	Jul-19	Aug-19	Sep-19	Oct-19	Nov-19	Dec-19	Jan-20	Feb-20	Mar-20	Apr-20	May-20	Jun-20	Average	Totals
Effective Sample - Targeted	224	204	204	197									207	829
Targeted Positives	22	18	10	27									19	77
Refusal	0	0	0	0									0	0
Unable	0	3	3	0									2	6
Interfered	0	0	0	0									0	0
Adulterated	0	0	0	0									0	0
Targeted % Tested Positive	9.82%	10.29%	6.37%	13.71%									10.01%	10.01%
Awaiting / Pending Results	0	0	0	0									0	0
Targeted Residual	1	2	2	1									2	6
Random tests collected	76	61	73	57									67	267
Tested Positive	0	0	1	0									0	1
Refusal (guilty)	0	0	0	0									0	0
Unable (not guilty)	0	0	0	1									0	1
Unable (guilty)	0	0	1	0									0	1
Interfered (guilty)	0	0	0	0									0	0
No test (valid reason)	4	2	2	2									3	10
No test (no valid reason)	0	0	0	0									0	0
Adulterated	0	0	0	0									0	0
Awaiting / Pending Results	0	0	0	0									0	0
Random Residual (PIMS URAR030)	0	0	0	0									0	0
Effective Sample - Random General	76	61	74	57									67	268
% Tested positive	0.00%	0.00%	1.35%	0.00%									0.34%	
% Prisoner guilty, positive equivalents	0.00%	0.00%	1.35%	0.00%									0.34%	
% Total prisoner fails	0.00%	0.00%	2.70%	0.00%									0.68%	
% No test without valid reason	0.00%	0.00%	0.00%	0.00%									0.00%	
% Failures for SDO	0.00%	0.00%	2.70%	0.00%									0.75%	

*Fulham - Drugs Identified Through Testing by Drug Type: 2019-2020*

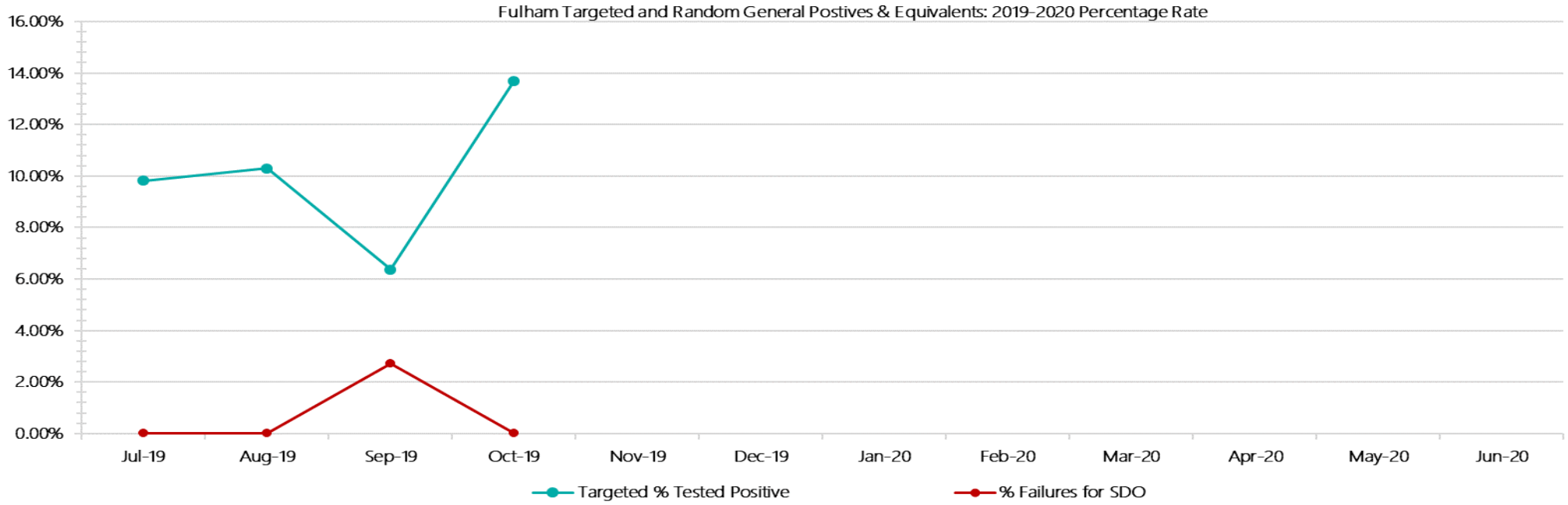
Fulham	Amphetamines	Methamphetamines	Cocaine	Opiates	Benzodiazepines	Cannabinoids	Ethanol**	Methadone	ADP*	APS*	Steroids**	Buprenorphine	NOA*	Total
Jul-19	0	0	0	2	0	1	0	1	3	1	0	17	0	25
Aug-19	2	3	0	0	0	0	0	0	6	2	0	11	0	24
Sep-19	0	0	0	3	1	0	0	0	1	0	0	6	0	11
Oct-19	0	0	0	0	1	0	0	1	5	2	0	24	0	33
Nov-19														
Dec-19														
Jan-20														
Feb-20														
Mar-20														
Apr-20														
May-20														
Jun-20														
<b>Fulham YTD</b>	<b>2</b>	<b>3</b>	<b>0</b>	<b>5</b>	<b>2</b>	<b>1</b>	<b>0</b>	<b>2</b>	<b>15</b>	<b>5</b>	<b>0</b>	<b>58</b>	<b>0</b>	<b>93</b>
<i>All Prisons YTD</i>	<i>74</i>	<i>118</i>	<i>1</i>	<i>15</i>	<i>11</i>	<i>14</i>	<i>4</i>	<i>16</i>	<i>21</i>	<i>8</i>	<i>0</i>	<i>740</i>	<i>0</i>	<i>1022</i>
<i>Fulham % of Total</i>	<i>2.70%</i>	<i>2.54%</i>	<i>0.00%</i>	<i>33.33%</i>	<i>18.18%</i>	<i>7.14%</i>	<i>0.00%</i>	<i>12.50%</i>	<i>71.43%</i>	<i>62.50%</i>	<i>0.00%</i>	<i>7.84%</i>	<i>0.00%</i>	<i>9.10%</i>

*Fulham Seizures of Contraband: Visitors & Prisoners: 2019-2020*

Visitors	GVM		Powder & Crystal		Synthetic (Suspected)		Prescription Medication		Buprenorphine		Alcohol & Home Brew		Syringes & Needles		Smoking Paraphernalia		Edged Weapons		Electronic Devices		Tools		Other	
	Finds	Gms	Finds	Gms	Finds	Gms	Finds	Qty	Finds	Qty	Finds	Ltrs	Finds	Qty	Finds	Qty	Finds	Qty	Finds	Qty	Finds	Qty	Finds	Qty
Fulham																								
Jul-19	0	0.00	0	0.00	0	0.00	0	0.00	0	0.00	0	0.000	0	0	1	4	0	0	0	0	0	0	0	0
Aug-19	0	0	0	0	0	0	0	0	0	0	0	0	1	1	2	2	0	0	0	0	0	0	2	10
Sep-19	0	0.00	0	0.00	0	0.00	0	0.00	0	0.00	0	0.000	0	0	0	0	0	0	0	0	0	0	0	0
Oct-19																								
Nov-19																								
Dec-19																								
Jan-20																								
Feb-20																								
Mar-20																								
Apr-20																								
May-20																								
Jun-20																								
<b>Total</b>	<b>0</b>	<b>0.00</b>	<b>0</b>	<b>0.00</b>	<b>0</b>	<b>0.00</b>	<b>0</b>	<b>0.00</b>	<b>0</b>	<b>0.00</b>	<b>0</b>	<b>0.000</b>	<b>1</b>	<b>1</b>	<b>3</b>	<b>6</b>	<b>0</b>	<b>0</b>	<b>0</b>	<b>0</b>	<b>0</b>	<b>0</b>	<b>2</b>	<b>10</b>

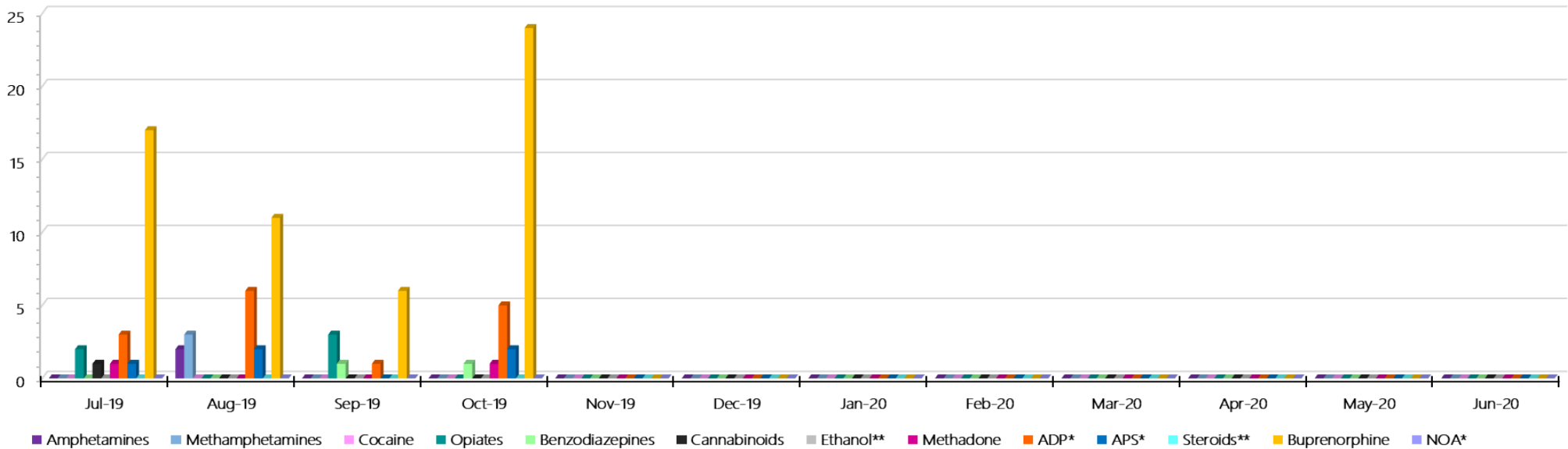
Prisoners	GVM		Powder & Crystal		Synthetic (Suspected)		Prescription Medication		Buprenorphine		Alcohol & Home Brew		Syringes & Needles		Smoking Paraphernalia		Edged Weapons		Electronic Devices		Tools		Other	
	Finds	Gms	Finds	Gms	Finds	Gms	Finds	Qty	Finds	Qty	Finds	Ltrs	Finds	Qty	Finds	Qty	Finds	Qty	Finds	Qty	Finds	Qty	Finds	Qty
Fulham																								
Jul-19	0	0.00	1	2.10	0	0.00	2	7.00	1	1.00	1	1.000	2	31	3	3	0	0	0	0	0	0	0	0
Aug-19	0	0.00	1	1.00	0	0.00	0	0.00	1	1.00	1	0.600	3	6	2	6	1	1	1	1	0	0	3	3
Sep-19	1	0.90	2	0.30	0	0.00	5	11.50	2	7.00	1	1.000	8	55	2	3	0	0	1	1	0	0	2	2
Oct-19																								
Nov-19																								
Dec-19																								
Jan-20																								
Feb-20																								
Mar-20																								
Apr-20																								
May-20																								
Jun-20																								
<b>Total</b>	<b>1</b>	<b>0.90</b>	<b>4</b>	<b>3.40</b>	<b>0</b>	<b>0.00</b>	<b>7</b>	<b>18.50</b>	<b>4</b>	<b>9.00</b>	<b>3</b>	<b>2.600</b>	<b>13</b>	<b>92</b>	<b>7</b>	<b>12</b>	<b>1</b>	<b>1</b>	<b>2</b>	<b>2</b>	<b>0</b>	<b>0</b>	<b>5</b>	<b>5</b>

### Fulham Targeted and Random General Drug Test Positives & Equivalents: 2019-2020



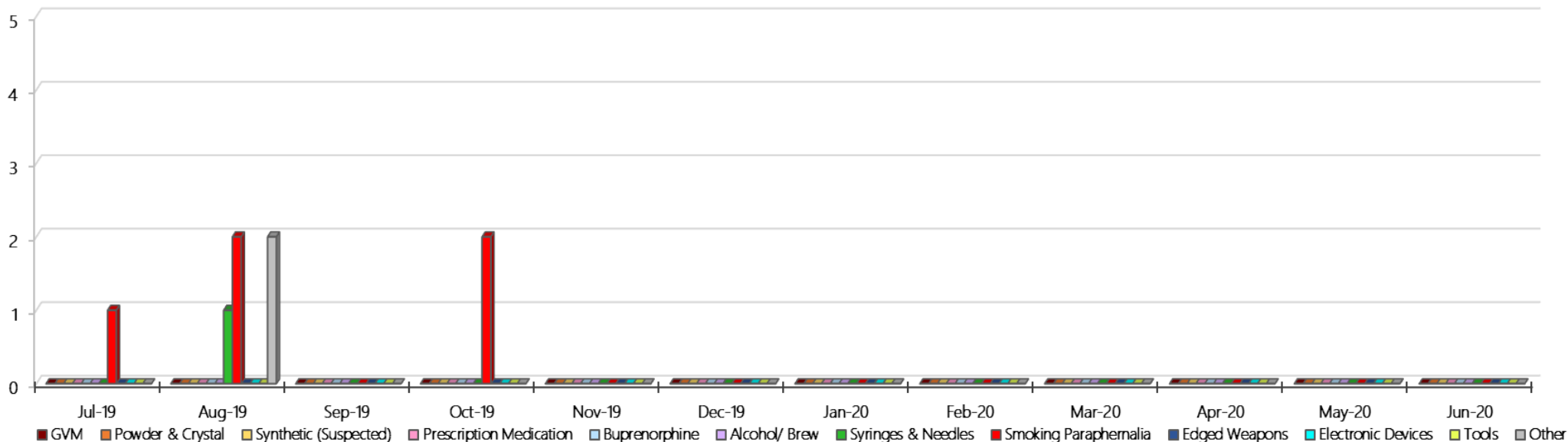
### Fulham Positive Test Results by Drug Type: 2019-2020

Fulham Positive Test Results By Drug Type: 2019-2020



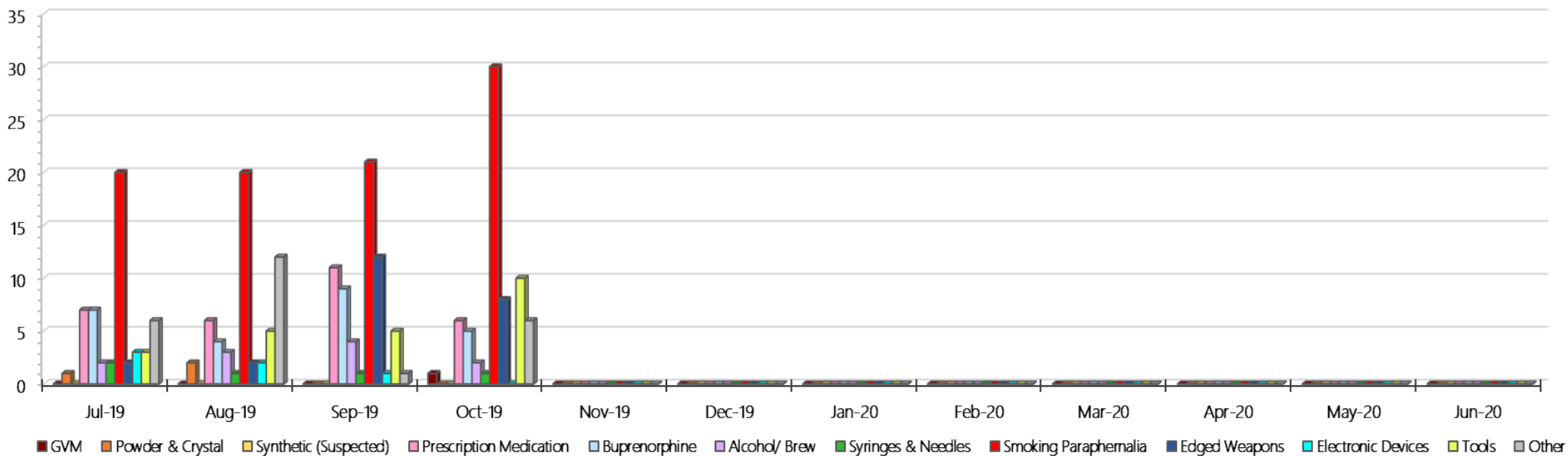
### Fulham Count of Visitor Seizure Finds: 2019-2020

Fulham Count of Visitor Seizure Finds: 2019-2020



### Fulham Count of Prisoner Seizure Finds: 2019-2020

Fulham Count of Prisoner Seizure Finds: 2019-2020



## Hopkins Correctional Centre

### Targeted and Random General Drug Test Results: 2019-2020

HCC	Jul-19	Aug-19	Sep-19	Oct-19	Nov-19	Dec-19	Jan-20	Feb-20	Mar-20	Apr-20	May-20	Jun-20	Average	Total
Effective Sample - Targeted	22	7	13	16									15	58
Targeted Positives	2	1	0	2									1	5
Refusal	1	0	0	0									0	1
Unable	0	0	0	1									0	1
Interfered	0	0	0	0									0	0
Adulterated	0	0	0	0									0	0
<b>Targeted % Tested Positive</b>	<b>13.64%</b>	<b>14.29%</b>	<b>0.00%</b>	<b>18.75%</b>									<b>12.07%</b>	<b>12.07%</b>
Awaiting / Pending Results	0	0	0	0									0	0
Targeted Residual	0	0	0	0									0	0
Random tests collected	107	85	108	90									98	390
Tested Positive	2	1	2	4									2	9
Refusal (guilty)	0	0	0	0									0	0
Unable (not guilty)	0	0	0	1									0	1
Unable (guilty)	0	0	2	0									1	2
Interfered (guilty)	0	0	0	0									0	0
No test (valid reason)	0	0	0	0									0	0
No test (no valid reason)	0	0	0	0									0	0
Adulterated	0	0	0	0									0	0
Awaiting / Pending Results	0	0	0	1									0	1
Random Residual (PIMS URAR030)	0	0	0	0									0	0
Effective Sample - Random General	107	85	110	90									98	392
% Tested positive	1.87%	1.18%	1.82%	4.44%									2.33%	
% Prisoner guilty, positive equivalents	0.00%	0.00%	1.82%	0.00%									0.45%	
% Total prisoner fails	1.87%	1.18%	3.64%	4.44%									2.78%	
% No test without valid reason	0.00%	0.00%	0.00%	0.00%									0.00%	
<i>Random General Benchmark 3.50%</i>	<i>3.50%</i>	<i>3.50%</i>	<i>3.50%</i>	<i>3.50%</i>	<i>3.50%</i>	<i>3.50%</i>	<i>3.50%</i>	<i>3.50%</i>	<i>3.50%</i>	<i>3.50%</i>	<i>3.50%</i>	<i>3.50%</i>	<i>YTD</i>	
% Failures for SDO	1.87%	1.18%	3.64%	4.44%									2.81%	

*Hopkins - Drugs Identified Through Testing by Drug Type: 2019-2020*

Hopkins	Amphetamines	Methamphetamines	Cocaine	Opiates	Benzodiazepines	Cannabinoids	Ethanol**	Methodone	ADP*	APS*	Steroids**	Buprenorphine	NOA*	Total
Jul-19	0	0	0	0	0	0	0	0	0	0	0	3	0	3
Aug-19	0	0	0	0	0	0	0	0	0	0	0	4	0	4
Sep-19	0	0	0	0	0	0	0	0	0	0	0	2	0	2
Oct-19	0	0	0	0	0	0	0	0	0	0	0	10	0	10
Nov-19														
Dec-19														
Jan-20														
Feb-20														
Mar-20														
Apr-20														
May-20														
Jun-20														
<b>Hopkins YTD</b>	<b>0</b>	<b>0</b>	<b>0</b>	<b>0</b>	<b>0</b>	<b>0</b>	<b>0</b>	<b>0</b>	<b>0</b>	<b>0</b>	<b>0</b>	<b>19</b>	<b>0</b>	<b>19</b>
<i>All Prisons YTD</i>	<i>74</i>	<i>118</i>	<i>1</i>	<i>15</i>	<i>11</i>	<i>14</i>	<i>4</i>	<i>16</i>	<i>21</i>	<i>8</i>	<i>0</i>	<i>740</i>	<i>0</i>	<i>1022</i>
<i>Hopkins % of Total</i>	<i>0.00%</i>	<i>0.00%</i>	<i>0.00%</i>	<i>0.00%</i>	<i>0.00%</i>	<i>0.00%</i>	<i>0.00%</i>	<i>0.00%</i>	<i>0.00%</i>	<i>0.00%</i>	<i>0.00%</i>	<i>2.57%</i>	<i>0.00%</i>	<i>1.86%</i>

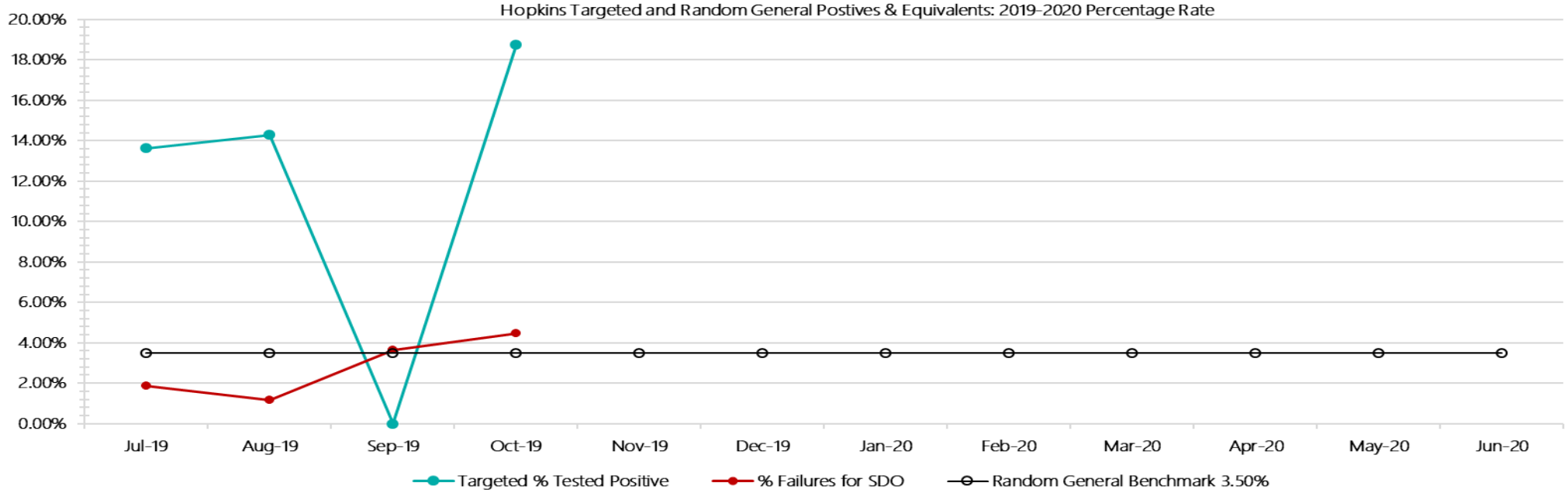
### Hopkins Seizures of Contraband: Visitors & Prisoners: 2019-2020

Visitors	GVM		Powder & Crystal		Synthetic (Suspected)		Prescription Medication		Buprenorphine		Alcohol & Home Brew		Syringes & Needles		Smoking Paraphernalia		Edged Weapons		Electronic Devices		Tools		Other	
	Finds	Gms	Finds	Gms	Finds	Gms	Finds	Qty	Finds	Qty	Finds	Ltrs	Finds	Qty	Finds	Qty	Finds	Qty	Finds	Qty	Finds	Qty	Finds	Qty
Hopkins																								
Jul-19	0	0.00	0	0.00	0	0.00	0	0.00	0	0.00	0	0.000	0	0	0	0	0	0	0	0	0	0	0	0
Aug-19	0	0.00	0	0.00	0	0.00	0	0.00	0	0.00	0	0.000	0	0	0	0	0	0	0	0	0	0	0	0
Sep-19	1	1.12	0	0.00	0	0.00	0	0.00	0	0.00	0	0.000	0	0	0	0	0	0	0	0	0	0	0	0
Oct-19	0	0.00	0	0.00	0	0.00	0	0.00	0	0.00	0	0.000	0	0	2	4	0	0	0	0	0	0	0	0
Nov-19																								
Dec-19																								
Jan-20																								
Feb-20																								
Mar-20																								
Apr-20																								
May-20																								
Jun-20																								
<b>Total</b>	<b>1</b>	<b>1.12</b>	<b>0</b>	<b>0.00</b>	<b>0</b>	<b>0.00</b>	<b>0</b>	<b>0.00</b>	<b>0</b>	<b>0.00</b>	<b>0</b>	<b>0.000</b>	<b>0</b>	<b>0</b>	<b>0</b>	<b>0</b>	<b>0</b>	<b>0</b>	<b>0</b>	<b>0</b>	<b>0</b>	<b>0</b>	<b>0</b>	<b>0</b>

Prisoners	GVM		Powder & Crystal		Synthetic (Suspected)		Prescription Medication		Buprenorphine		Alcohol & Home Brew		Syringes & Needles		Smoking Paraphernalia		Edged Weapons		Electronic Devices		Tools		Other	
	Finds	Gms	Finds	Gms	Finds	Gms	Finds	Qty	Finds	Qty	Finds	Ltrs	Finds	Qty	Finds	Qty	Finds	Qty	Finds	Qty	Finds	Qty	Finds	Qty
Hopkins																								
Jul-19	0	0.00	0	0.00	0	0.00	0	0.00	2	0.30	0	0.000	3	3	2	10	0	0	0	0	0	0	1	1
Aug-19	0	0.00	0	0.00	0	0.00	0	0.00	9	17.00	0	0.000	1	1	9	21	2	2	0	0	0	0	0	0
Sep-19	0	0.00	0	0.00	0	0.00	0	0.00	3	0.40	0	0.000	0	0	3	3	2	2	0	0	0	0	0	0
Oct-19	1	0.20	0	0.00	0	0.00	6	12.00	5	3.30	2	1.200	1	1	30	87	8	10	0	0	10	21	6	7
Nov-19																								
Dec-19																								
Jan-20																								
Feb-20																								
Mar-20																								
Apr-20																								
May-20																								
Jun-20																								
<b>Total</b>	<b>0</b>	<b>0.00</b>	<b>0</b>	<b>0.00</b>	<b>0</b>	<b>0.00</b>	<b>0</b>	<b>0.00</b>	<b>14</b>	<b>17.70</b>	<b>0</b>	<b>0.000</b>	<b>4</b>	<b>4</b>	<b>14</b>	<b>34</b>	<b>4</b>	<b>4</b>	<b>0</b>	<b>0</b>	<b>0</b>	<b>0</b>	<b>1</b>	<b>1</b>

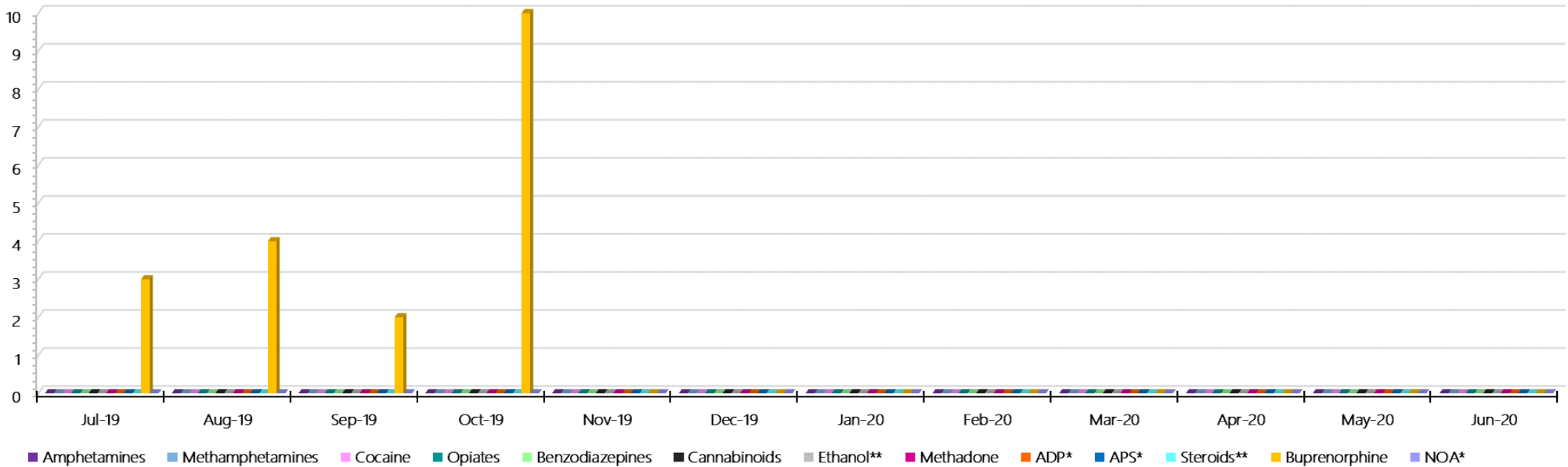


### Hopkins Targeted and Random General Drug Test Positives & Equivalents: 2019-2020



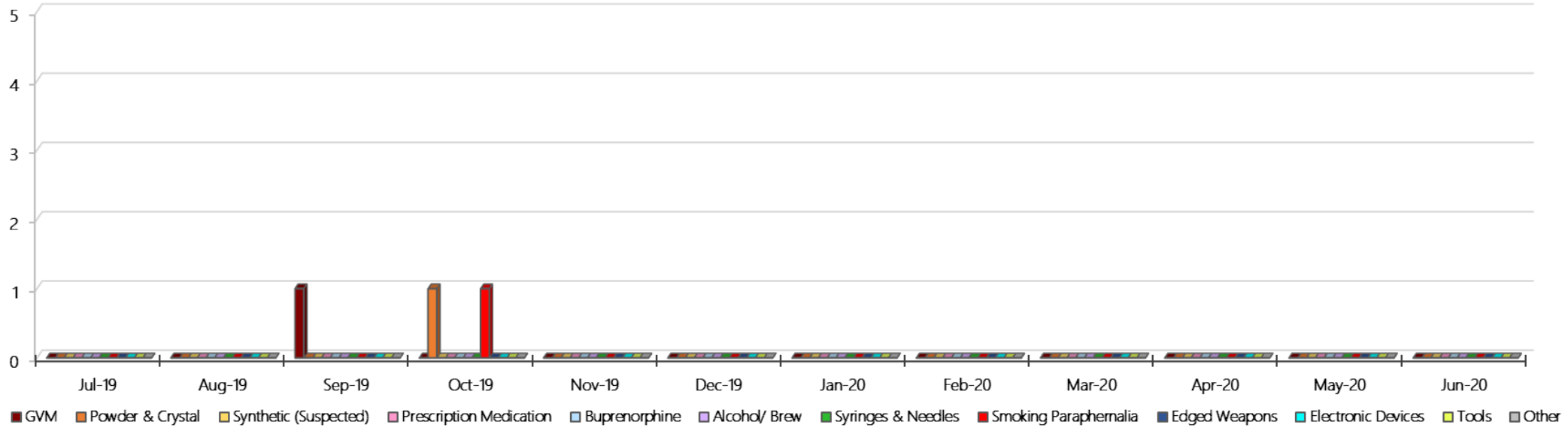
### Hopkins Positive Test Results by Drug Type: 2019-2020

Hopkins Positive Test Results By Drug Type: 2019-2020



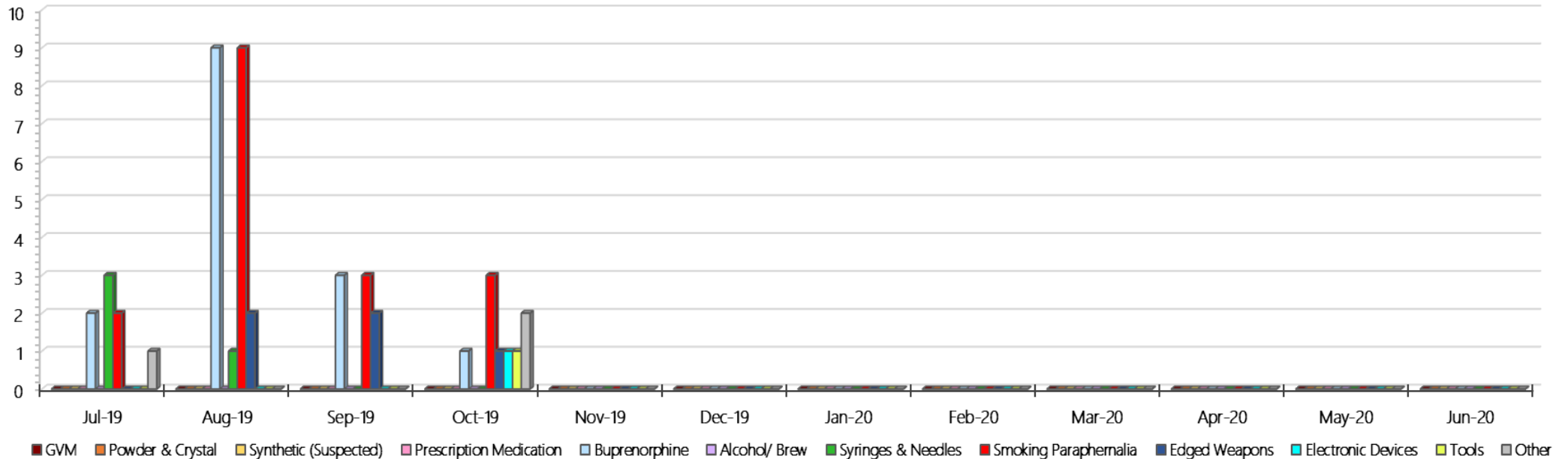
### Hopkins Count of Visitor Seizure Finds: 2019-2020

Hopkins Count of Visitor Seizure Finds: 2019-2020



### Hopkins Count of Prisoner Seizure Finds: 2019-2020

Hopkins Count of Prisoner Seizure Finds: 2019-2020



*Karreenga (annex of Marngoneet)*  
*Targeted and Random General Drug Test Results: 2019-2020*

Karreenga	Jul-19	Aug-19	Sep-19	Oct-19	Nov-19	Dec-19	Jan-20	Feb-20	Mar-20	Apr-20	May-20	Jun-20	Average	Total
Effective Sample - Targeted	44	41	23	34									36	142
Targeted Positives	4	3	3	3									3	13
Refusal	0	0	0	0									0	0
Unable	0	1	0	2									1	3
Interfered	1	0	0	0									0	1
Adulterated	0	0	0	0									0	0
Targeted % Tested Positive	11.36%	9.76%	13.04%	14.71%									11.97%	11.97%
Awaiting / Pending Results	0	0	0	0									0	0
Targeted Residual	0	1	0	0									0	1
Random tests collected	42	34	43	36									39	155
Tested Positive	0	2	0	0									1	2
Refusal (guilty)	0	0	0	0									0	0
Unable (not guilty)	0	0	0	0									0	0
Unable (guilty)	2	1	0	0									1	3
Interfered (guilty)	0	0	0	0									0	0
No test (valid reason)	1	1	2	0									1	4
No test (no valid reason)	0	0	0	0									0	0
Adulterated	0	0	0	0									0	0
Awaiting / Pending Results	0	0	0	0									0	0
Random Residual (PIMS URAR030)	0	0	0	0									0	0
Effective Sample - Random General	44	35	43	36									40	158
% Tested positive	0.00%	5.71%	0.00%	0.00%									1.43%	
% Prisoner guilty, positive equivalents	4.55%	2.86%	0.00%	0.00%									1.85%	
% Total prisoner fails	4.55%	8.57%	0.00%	0.00%									3.28%	
% No test without valid reason	0.00%	0.00%	0.00%	0.00%									0.00%	
Random General Benchmark 3.50%	3.50%	3.50%	3.50%	3.50%	3.50%	3.50%	3.50%	3.50%	3.50%	3.50%	3.50%	3.50%	YTD	
% Failures for SDO	4.55%	8.57%	0.00%	0.00%									3.16%	

*Karreenga - Drugs Identified Through Testing by Drug Type: 2019-2020*

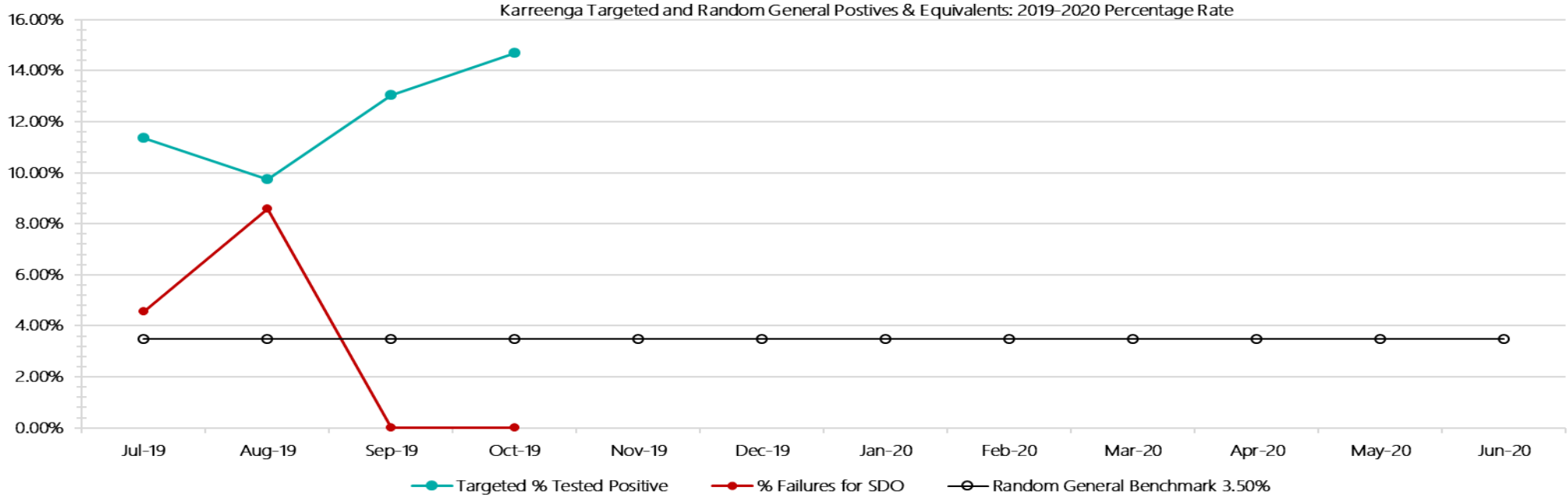
Karreenga	Amphetamines	Methamphetamines	Cocaine	Opiates	Benzodiazepines	Cannabinoids	Ethanol**	Methodone	ADP*	APS*	Steroids**	Buprenorphine	NOA*	Total
Jul-19	0	0	0	0	0	0	0	0	0	0	0	7	0	7
Aug-19	0	0	0	0	0	0	0	0	0	0	0	7	0	7
Sep-19	0	0	0	0	0	0	0	0	0	0	0	4	0	4
Oct-19	0	0	0	0	0	0	0	0	0	0	0	5	0	5
Nov-19														
Dec-19														
Jan-20														
Feb-20														
Mar-20														
Apr-20														
May-20														
Jun-20														
<b>Karreenga YTD</b>	<b>0</b>	<b>0</b>	<b>0</b>	<b>0</b>	<b>0</b>	<b>0</b>	<b>0</b>	<b>0</b>	<b>0</b>	<b>0</b>	<b>0</b>	<b>23</b>	<b>0</b>	<b>23</b>
<i>All Prisons YTD</i>	<i>74</i>	<i>118</i>	<i>1</i>	<i>15</i>	<i>11</i>	<i>14</i>	<i>4</i>	<i>16</i>	<i>21</i>	<i>8</i>	<i>0</i>	<i>740</i>	<i>0</i>	<i>1022</i>
<i>Karreenga % of Total</i>	<i>0.00%</i>	<i>0.00%</i>	<i>0.00%</i>	<i>0.00%</i>	<i>0.00%</i>	<i>0.00%</i>	<i>0.00%</i>	<i>0.00%</i>	<i>0.00%</i>	<i>0.00%</i>	<i>0.00%</i>	<i>3.11%</i>	<i>0.00%</i>	<i>2.25%</i>

### Karreenga Seizures of Contraband: Visitors & Prisoners: 2019-2020

Visitors	GVM		Powder & Crystal		Synthetic (Suspected)		Prescription Medication		Buprenorphine		Alcohol & Home Brew		Syringes & Needles		Smoking Paraphernalia		Edged Weapons		Electronic Devices		Tools		Other	
	Finds	Gms	Finds	Gms	Finds	Gms	Finds	Qty	Finds	Qty	Finds	Ltrs	Finds	Qty	Finds	Qty	Finds	Qty	Finds	Qty	Finds	Qty	Finds	Qty
Karreenga																								
Jul-19	0	0.00	0	0.00	0	0.00	0	0.00	0	0.00	0	0.000	0	0	0	0	0	0	0	0	0	0	0	0
Aug-19	0	0.00	0	0.00	0	0.00	0	0.00	0	0.00	0	0.000	0	0	0	0	0	0	0	0	0	0	0	0
Sep-19	0	0.00	0	0.00	0	0.00	0	0.00	0	0.00	0	0.000	0	0	0	0	0	0	0	0	0	0	0	0
Oct-19	0	0.00	1	1.20	0	0.00	0	0.00	0	0.00	0	0.000	0	0	1	1	0	0	0	0	0	0	0	0
Nov-19																								
Dec-19																								
Jan-20																								
Feb-20																								
Mar-20																								
Apr-20																								
May-20																								
Jun-20																								
<b>Total</b>	<b>0</b>	<b>0.00</b>	<b>0</b>	<b>0.00</b>	<b>0</b>	<b>0.00</b>	<b>0</b>	<b>0.00</b>	<b>0</b>	<b>0.00</b>	<b>0</b>	<b>0.000</b>	<b>0</b>	<b>0</b>	<b>0</b>	<b>0</b>	<b>0</b>	<b>0</b>	<b>0</b>	<b>0</b>	<b>0</b>	<b>0</b>	<b>0</b>	<b>0</b>

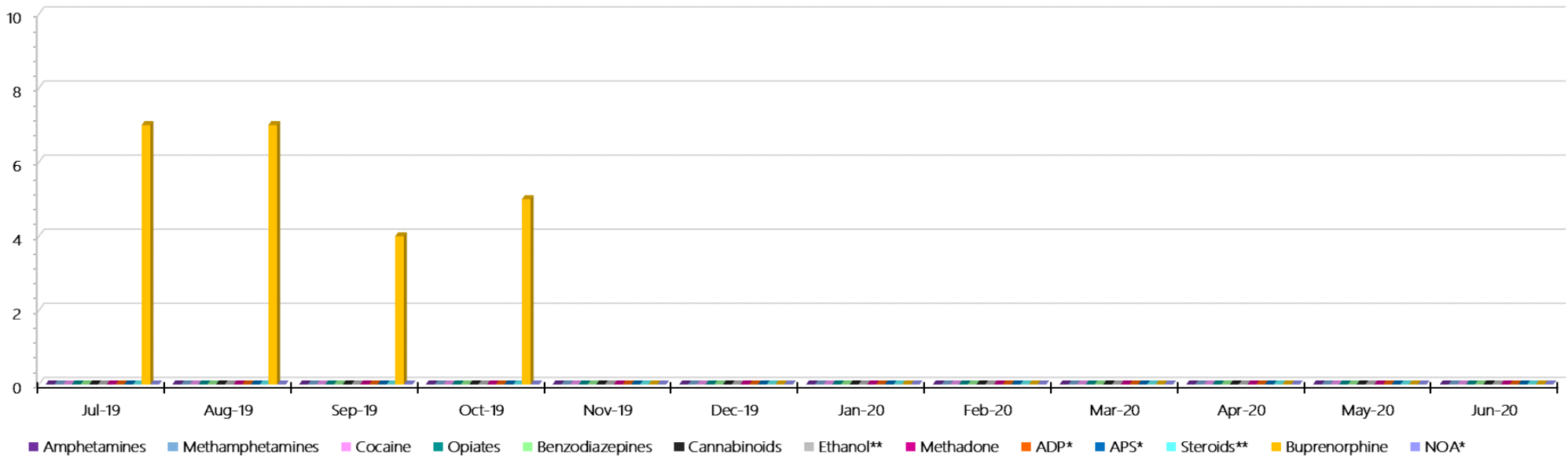
Prisoners	GVM		Powder & Crystal		Synthetic (Suspected)		Prescription Medication		Buprenorphine		Alcohol & Home Brew		Syringes & Needles		Smoking Paraphernalia		Edged Weapons		Electronic Devices		Tools		Other	
	Finds	Gms	Finds	Gms	Finds	Gms	Finds	Qty	Finds	Qty	Finds	Ltrs	Finds	Qty	Finds	Qty	Finds	Qty	Finds	Qty	Finds	Qty	Finds	Qty
Karreenga																								
Jul-19	0	0.00	0	0.00	0	0.00	5	20.00	1	1.00	0	0.000	1	1	1	1	0	0	0	0	0	0	5	15
Aug-19	0	0.00	1	0.10	0	0.00	1	1.00	1	0.10	0	0.000	1	1	2	4	3	3	0	0	1	1	2	6
Sep-19	0	0.00	0	0.00	0	0.00	1	1.00	2	0.20	1	1.000	1	1	1	2	0	0	0	0	0	0	1	1
Oct-19	0	0.00	0	0.00	0	0.00	1	27.00	3	1.00	1	5.000	0	0	0	0	1	1	0	0	0	0	1	1
Nov-19																								
Dec-19																								
Jan-20																								
Feb-20																								
Mar-20																								
Apr-20																								
May-20																								
Jun-20																								
<b>Total</b>	<b>0</b>	<b>0.00</b>	<b>1</b>	<b>0.10</b>	<b>0</b>	<b>0.00</b>	<b>7</b>	<b>22.00</b>	<b>4</b>	<b>1.30</b>	<b>1</b>	<b>1.000</b>	<b>3</b>	<b>3</b>	<b>4</b>	<b>7</b>	<b>3</b>	<b>3</b>	<b>0</b>	<b>0</b>	<b>1</b>	<b>1</b>	<b>8</b>	<b>22</b>

### Karreenga Targeted and Random General Drug Test Positives & Equivalents: 2019-2020



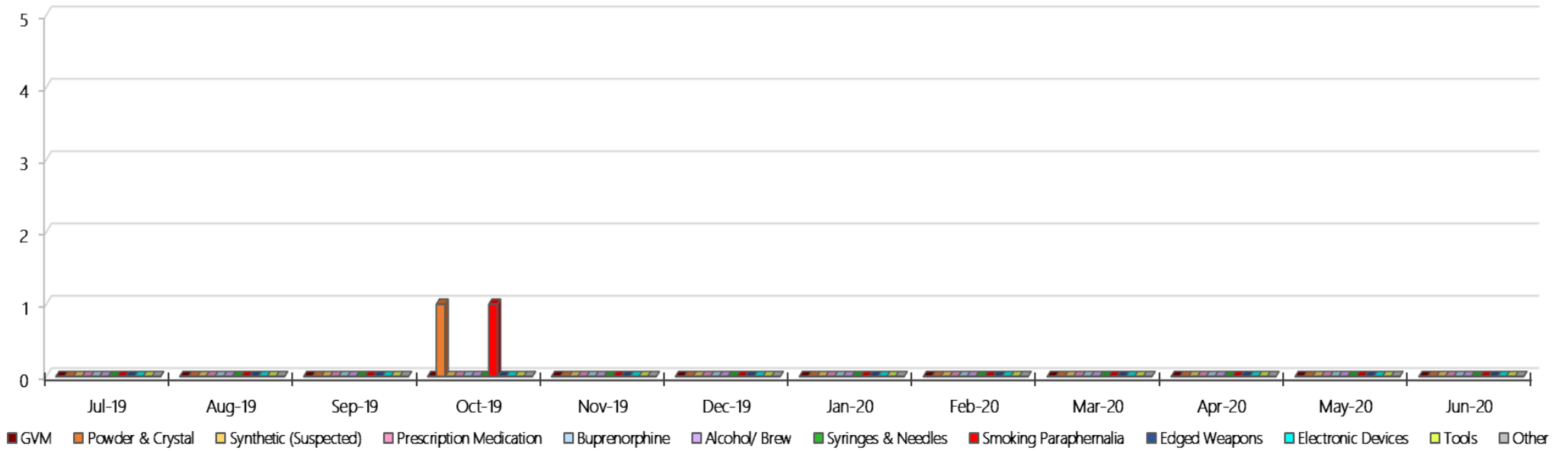
### Karreenga Positive Test Results by Drug Type: 2019-2020

Karreenga Positive Test Results By Drug Type: 2019-2020



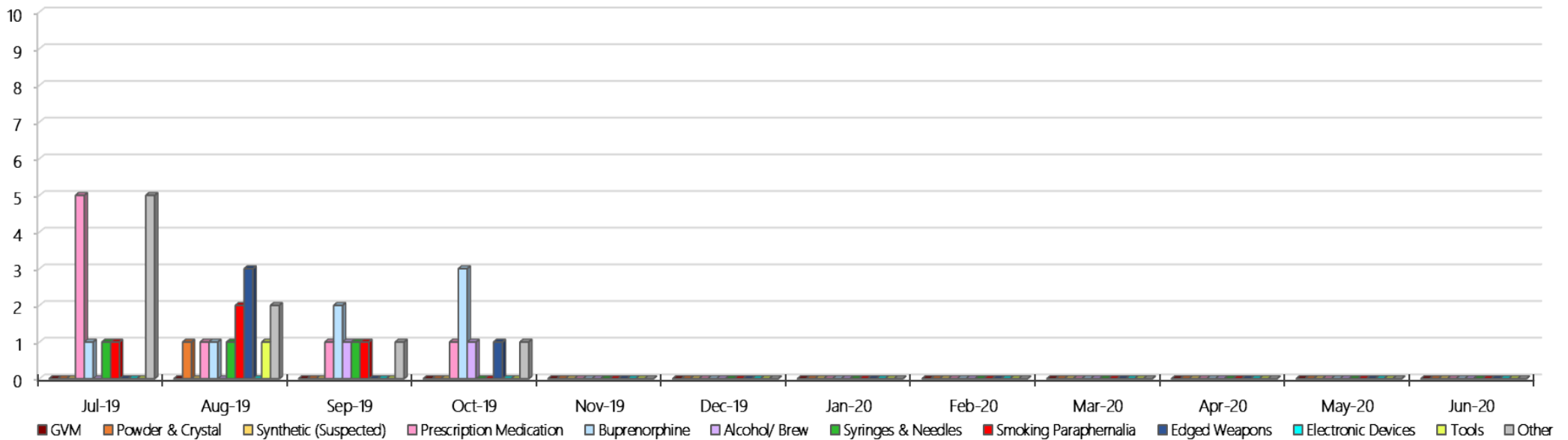
### Karreenga Count of Visitor Seizure Finds: 2019-2020

Karreenga Count of Visitor Seizure Finds: 2019-2020



### Karreenga Count of Prisoner Seizure: 2019-2020

Karreenga Count of Prisoner Seizure Finds: 2019-2020



## Marngoneet Correctional Centre

### Targeted and Random General Drug Test Results: 2019-2020

Marngoneet	Jul-19	Aug-19	Sep-19	Oct-19	Nov-19	Dec-19	Jan-20	Feb-20	Mar-20	Apr-20	May-20	Jun-20	Average	Totals
Effective Sample - Targeted	105	65	67	109									87	346
Targeted Positives	1	2	9	19									8	31
Refusal	1	1	0	1									1	3
Unable	1	0	0	4									1	5
Interfered	0	0	0	0									0	0
Adulterated	0	0	0	0									0	0
Targeted % Tested Positive	2.86%	4.62%	13.43%	22.02%									11.27%	11.27%
Awaiting / Pending Results	0	0	0	0									0	0
Targeted Residual	0	1	0	0									0	1
Random tests collected	76	61	76	59									68	272
Tested Positive	1	2	3	4									3	10
Refusal (guilty)	1	0	1	0									1	2
Unable (not guilty)	0	0	0	0									0	0
Unable (guilty)	1	3	2	2									2	8
Interfered (guilty)	0	0	0	0									0	0
No test (valid reason)	2	1	1	2									2	6
No test (no valid reason)	0	0	0	0									0	0
Adulterated	0	0	0	1									0	1
Awaiting / Pending Results	0	0	0	0									0	0
Random Residual (PIMS URAR030)	0	0	1	0									0	1
Effective Sample - Random General	78	64	79	61									71	282
% Tested positive	1.28%	3.13%	3.80%	6.56%									3.69%	
% Prisoner guilty, positive equivalents	2.56%	4.69%	3.80%	4.92%									3.99%	
% Total prisoner fails	3.85%	7.81%	7.59%	9.84%									7.27%	
% No test without valid reason	0.00%	0.00%	0.00%	0.00%									0.00%	
Random General Benchmark 6.50%	6.50%	6.50%	6.50%	6.50%	6.50%	6.50%	6.50%	6.50%	6.50%	6.50%	6.50%	6.50%	YTD	
% Failures for SDO	3.85%	7.81%	7.59%	11.48%									7.45%	



*Marngoneet - Drugs Identified Through Testing by Drug Type: 2019-2020*

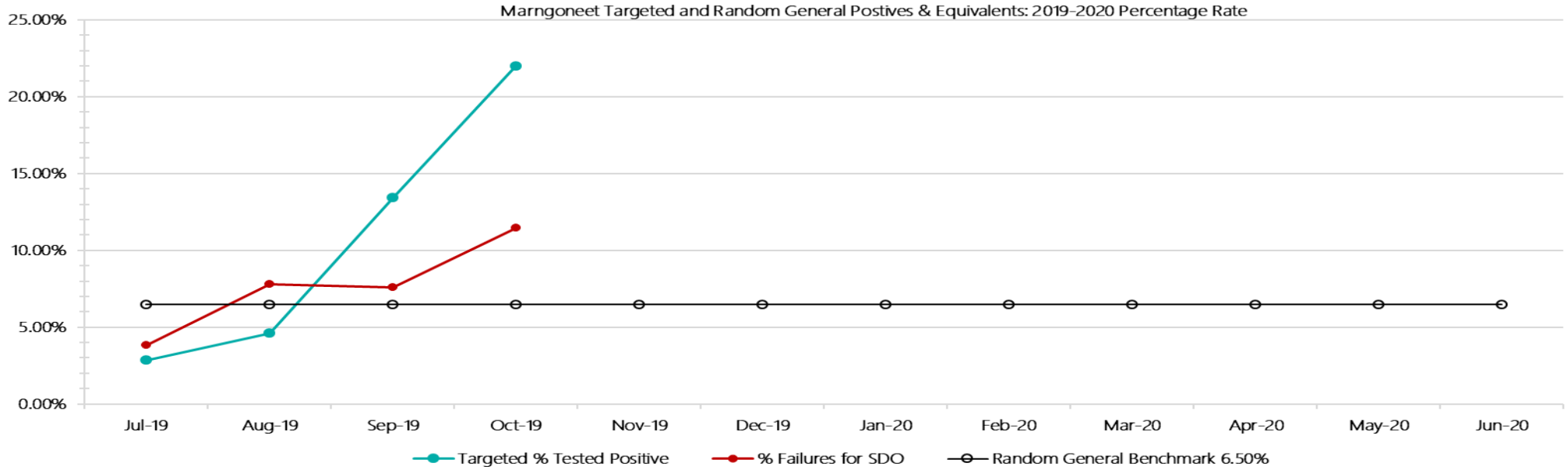
Marngoneet	Amphetamines	Methamphetamines	Cocaine	Opiates	Benzodiazepines	Cannabinoids	Ethanol**	Methodone	ADP*	APS*	Steroids**	Buprenorphine	NOA*	Total
Jul-19	0	1	0	0	0	1	2	0	0	0	0	6	0	10
Aug-19	0	0	0	0	0	1	0	1	0	0	0	15	0	17
Sep-19	4	5	0	0	0	0	2	0	0	0	0	18	0	29
Oct-19	4	6	0	0	0	0	0	0	1	0	0	31	0	42
Nov-19														
Dec-19														
Jan-20														
Feb-20														
Mar-20														
Apr-20														
May-20														
Jun-20														
<b>Marngoneet YTD</b>	<b>8</b>	<b>12</b>	<b>0</b>	<b>0</b>	<b>0</b>	<b>2</b>	<b>4</b>	<b>1</b>	<b>1</b>	<b>0</b>	<b>0</b>	<b>70</b>	<b>0</b>	<b>98</b>
<i>All Prisons YTD</i>	<i>74</i>	<i>118</i>	<i>1</i>	<i>15</i>	<i>11</i>	<i>14</i>	<i>4</i>	<i>16</i>	<i>21</i>	<i>8</i>	<i>0</i>	<i>740</i>	<i>0</i>	<i>1022</i>
<i>Marngoneet % of Total</i>	<i>10.81%</i>	<i>10.17%</i>	<i>0.00%</i>	<i>0.00%</i>	<i>0.00%</i>	<i>14.29%</i>	<i>100.00%</i>	<i>6.25%</i>	<i>4.76%</i>	<i>0.00%</i>	<i>0.00%</i>	<i>9.46%</i>	<i>0.00%</i>	<i>9.59%</i>

*Marngoneet Seizures of Contraband: Visitors & Prisoners: 2019-2020*

Visitors	GVM		Powder & Crystal		Synthetic (Suspected)		Prescription Medication		Buprenorphine		Alcohol & Home Brew		Syringes & Needles		Smoking Paraphernalia		Edged Weapons		Electronic Devices		Tools		Other		
	MCC	Finds	Gms	Finds	Gms	Finds	Gms	Finds	Qty	Finds	Qty	Finds	Ltrs	Finds	Qty	Finds	Qty	Finds	Qty	Finds	Qty	Finds	Qty	Finds	Qty
Jul-19	0	0.00	0	0.00	0	0.00	0	0.00	0	0.00	0	0.000	0	0	1	1	0	0	0	0	0	0	1	2	
Aug-19	0	0.00	0	0.00	0	0.00	0	0.00	0	0.00	0	0.000	0	0	0	0	0	0	0	0	0	0	0	0	0
Sep-19	0	0.00	0	0.00	0	0.00	0	0.00	0	0.00	0	0.000	0	0	0	0	0	0	0	0	0	0	0	0	0
Oct-19	0	0.00	0	0.00	0	0.00	0	0.00	0	0.00	0	0.000	0	0	0	0	0	0	0	0	0	0	0	0	0
Nov-19																									
Dec-19																									
Jan-20																									
Feb-20																									
Mar-20																									
Apr-20																									
May-20																									
Jun-20																									
Total	0	0.00	0	0.00	0	0.00	0	0.00	0	0.00	0	0.000	0	0	1	1	0	0	0	0	0	0	1	2	

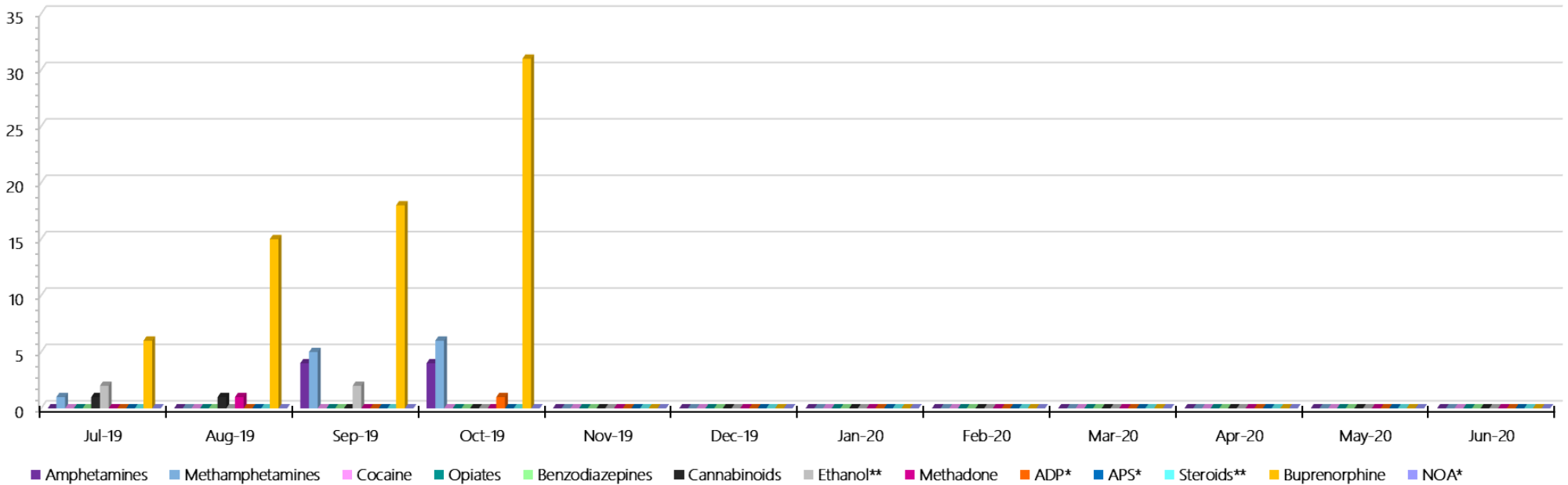
Prisoners	GVM		Powder & Crystal		Synthetic (Suspected)		Prescription Medication		Buprenorphine		Alcohol & Home Brew		Syringes & Needles		Smoking Paraphernalia		Edged Weapons		Electronic Devices		Tools		Other		
	MCC	Finds	Gms	Finds	Gms	Finds	Gms	Finds	Qty	Finds	Qty	Finds	Ltrs	Finds	Qty	Finds	Qty	Finds	Qty	Finds	Qty	Finds	Qty	Finds	Qty
Jul-19	0	0.00	0	0.00	0	0.00	7	10.50	5	2.40	6	68.000	0	0	1	1	1	1	2	2	0	0	6	11	
Aug-19	0	0.00	0	0.00	0	0.00	2	2.50	5	11.10	4	12.000	1	1	2	7	1	1	1	1	1	1	2	8	
Sep-19	0	0.00	2	4.40	0	0.00	3	3.00	4	109.50	4	11.250	2	2	2	5	2	2	1	1	0	0	3	3	
Oct-19	0	0.00	3	20.06	0	0.00	6	137.50	8	42.10	5	47.000	1	2	0	0	1	1	0	0	0	0	2	5	
Nov-19																									
Dec-19																									
Jan-20																									
Feb-20																									
Mar-20																									
Apr-20																									
May-20																									
Jun-20																									
Total	0	0.00	2	4.40	0	0.00	12	16.00	14	123.00	14	91.250	3	3	5	13	4	4	4	4	1	1	11	22	

### Marngoneet Targeted and Random General Drug Test Positives & Equivalents: 2019-2020



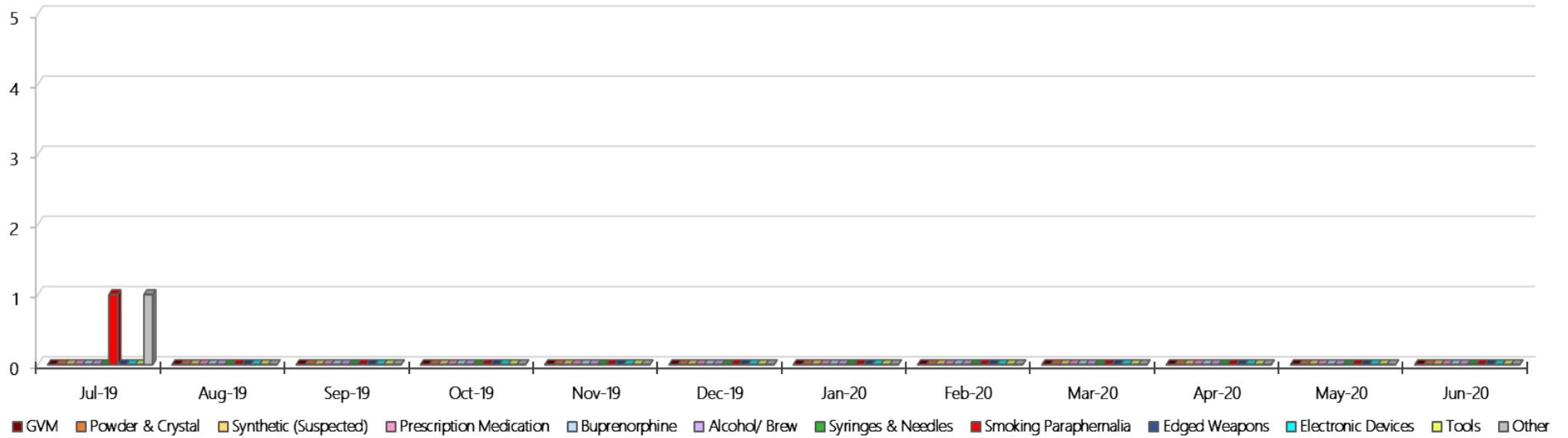
### Marngoneet Positive Test Results by Drug Type: 2019-2020

Marngoneet Positive Test Results By Drug Type: 2019-2020



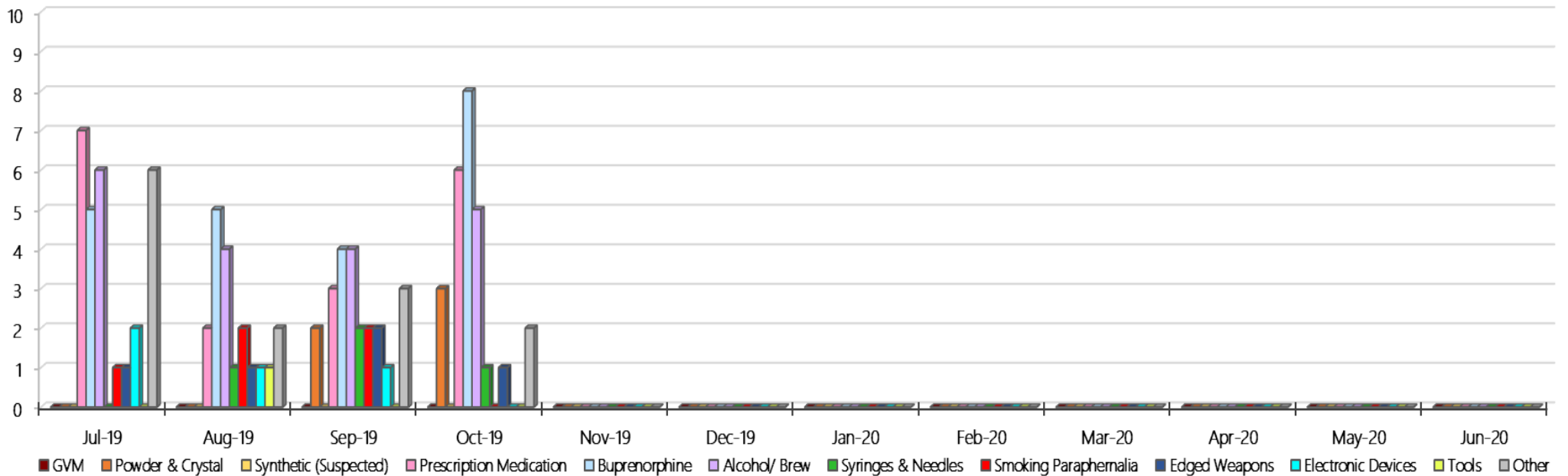
### Marngoneet Count of Visitor Seizure Finds: 2019-2020

Marngoneet Count of Visitor Seizure Finds: 2019-2020



### Marngoneet Count of Prisoner Seizure Finds: 2019-2020

Marngoneet Count of Prisoner Seizure Finds: 2019-2020



## Loddon Prison

### Targeted and Random General Drug Test Results: 2019-2020

Loddon	Jul-19	Aug-19	Sep-19	Oct-19	Nov-19	Dec-19	Jan-20	Feb-20	Mar-20	Apr-20	May-20	Jun-20	Average	Totals
Effective Sample - Targeted	82	73	72	65									73	292
Targeted Positives	8	5	12	3									7	28
Refusal	0	0	0	0									0	0
Unable	0	0	0	0									0	0
Interfered	0	0	0	0									0	0
Adulterated	1	0	0	0									0	1
Targeted % Tested Positive	10.98%	6.85%	16.67%	4.62%									9.93%	9.93%
Awaiting / Pending Results	0	0	0	1									0	1
Targeted Residual	6	4	2	0									3	12
Random tests collected	60	48	60	48									54	216
Tested Positive	5	3	6	2									4	16
Refusal (guilty)	0	0	0	0									0	0
Unable (not guilty)	0	0	0	0									0	0
Unable (guilty)	0	0	0	0									0	0
Interfered (guilty)	0	0	0	0									0	0
No test (valid reason)	2	0	2	0									1	4
No test (no valid reason)	0	0	0	0									0	0
Adulterated	0	0	0	0									0	0
Awaiting / Pending Results	0	0	0	1									0	1
Random Residual (PIMS URAR030)	0	0	0	0									0	0
Effective Sample - Random General	60	48	60	48									54	216
% Tested positive	8.33%	6.25%	10.00%	4.17%									7.19%	
% Prisoner guilty, positive equivalents	0.00%	0.00%	0.00%	0.00%									0.00%	
% Total prisoner fails	8.33%	6.25%	10.00%	4.17%									7.19%	
% No test without valid reason	0.00%	0.00%	0.00%	0.00%									0.00%	
Random General Benchmark 5.00%	5.00%	5.00%	5.00%	5.00%	5.00%	5.00%	5.00%	5.00%	5.00%	5.00%	5.00%	5.00%	YTD	
% Failures for SDO	8.33%	6.25%	10.00%	4.17%									7.41%	

*Loddon - Drugs Identified Through Testing by Drug Type: 2019-2020*

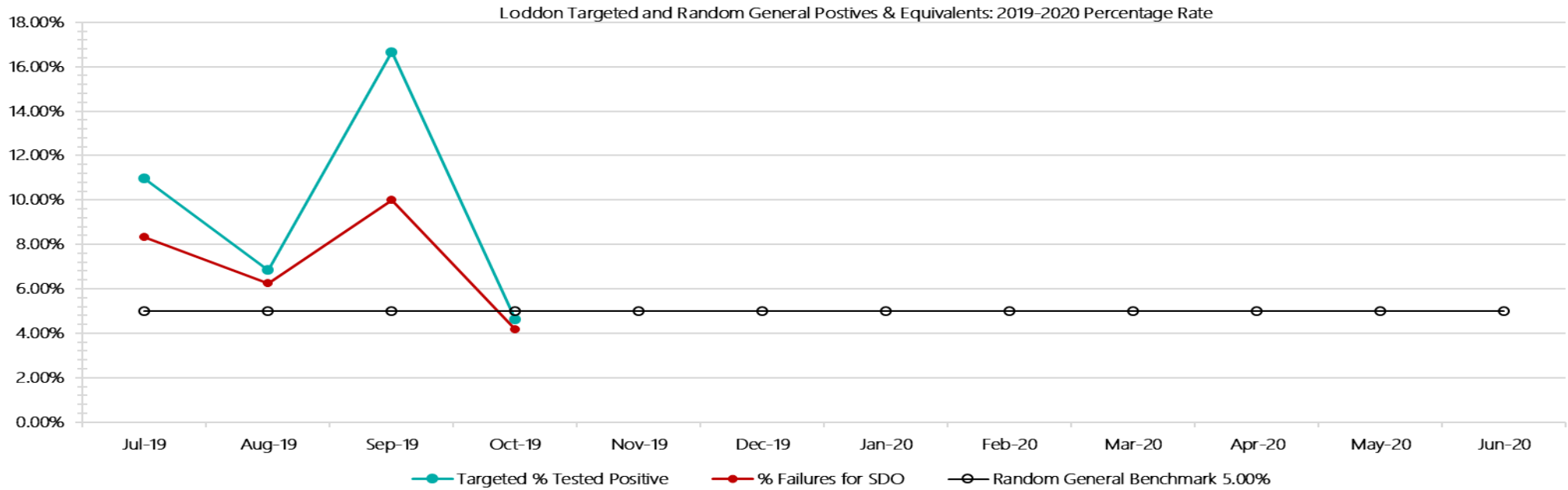
Loddon	Amphetamines	Methamphetamines	Cocaine	Opiates	Benzodiazepines	Cannabinoids	Ethanol**	Methodone	ADP*	APS*	Steroids**	Buprenorphine	NOA*	Total
Jul-19	2	3	0	0	0	0	0	0	0	0	0	19	0	24
Aug-19	0	0	0	0	0	0	0	0	0	0	0	15	0	15
Sep-19	1	0	0	0	0	0	0	0	0	0	0	21	0	22
Oct-19	0	0	0	1	0	0	0	0	0	0	0	8	0	9
Nov-19														
Dec-19														
Jan-20														
Feb-20														
Mar-20														
Apr-20														
May-20														
Jun-20														
Loddon YTD	3	3	0	1	0	0	0	0	0	0	0	63	0	70
All Prisons YTD	74	118	1	15	11	14	4	16	21	8	0	740	0	1022
Loddon % of Total	4.05%	2.54%	0.00%	6.67%	0.00%	0.00%	0.00%	0.00%	0.00%	0.00%	0.00%	8.51%	0.00%	6.85%

*Loddon Seizures of Contraband: Visitors & Prisoners: 2019-2020*

Visitors	GVM		Powder & Crystal		Synthetic (Suspected)		Prescription Medication		Buprenorphine		Alcohol & Home Brew		Syringes & Needles		Smoking Paraphernalia		Edged Weapons		Electronic Devices		Tools		Other	
	Finds	Gms	Finds	Gms	Finds	Gms	Finds	Qty	Finds	Qty	Finds	Ltrs	Finds	Qty	Finds	Qty	Finds	Qty	Finds	Qty	Finds	Qty	Finds	Qty
Loddon																								
Jul-19	0	0.00	0	0.00	0	0.00	0	0.00	0	0.00	0	0.000	0	0	0	0	0	0	0	0	0	0	0	0
Aug-19	0	0.00	0	0.00	0	0.00	0	0.00	0	0.00	0	0.000	0	0	0	0	0	0	0	0	0	0	0	0
Sep-19	1	7.20	0	0.00	0	0.00	1	1.00	3	0.00	1	2.000	0	0	5	10	1	1	0	0	0	0	0	0
Oct-19	0	0.00	0	0.00	0	0.00	0	0.00	0	0.00	0	0.000	0	0	1	6	0	0	0	0	0	0	0	0
Nov-19																								
Dec-19																								
Jan-20																								
Feb-20																								
Mar-20																								
Apr-20																								
May-20																								
Jun-20																								
Total	1	7.20	0	0.00	0	0.00	1	1.00	3	0.00	1	2.000	0	0	5	10	1	1	0	0	0	0	0	0

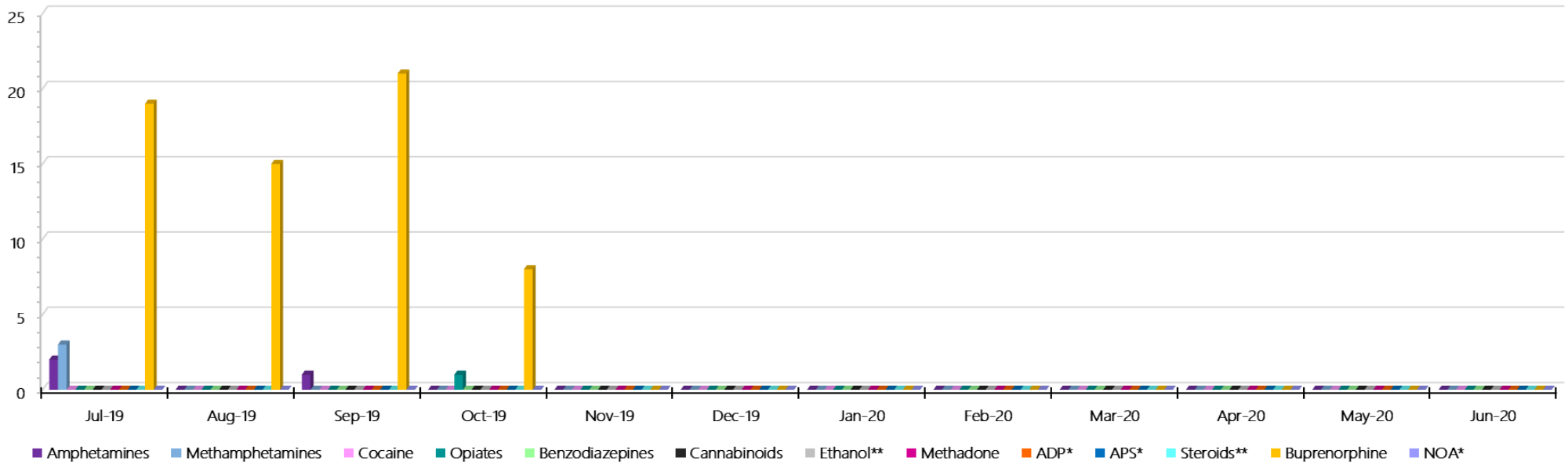
Prisoners	GVM		Powder & Crystal		Synthetic (Suspected)		Prescription Medication		Buprenorphine		Alcohol & Home Brew		Syringes & Needles		Smoking Paraphernalia		Edged Weapons		Electronic Devices		Tools		Other	
	Finds	Gms	Finds	Gms	Finds	Gms	Finds	Qty	Finds	Qty	Finds	Ltrs	Finds	Qty	Finds	Qty	Finds	Qty	Finds	Qty	Finds	Qty	Finds	Qty
Loddon																								
Jul-19	0	0.00	0	0.00	0	0.00	2	39.00	8	9.60	0	0.000	0	0	3	5	2	2	0	0	1	2	2	4
Aug-19	0	0.00	2	5.00	0	0.00	0	0.00	7	162.00	4	6.000	1	1	4	4	0	0	1	1	1	5	2	19
Sep-19	1	7.20	0	0.00	0	0.00	1	1.00	3	9.30	1	2.000	0	0	5	10	1	1	0	0	0	0	0	0
Oct-19	0	0.00	0	0.00	0	0.00	0	0.00	1	0.00	2	8.000	0	0	2	2	3	4	1	1	0	0	0	0
Nov-19																								
Dec-19																								
Jan-20																								
Feb-20																								
Mar-20																								
Apr-20																								
May-20																								
Jun-20																								
Total	1	7.20	2	5.00	0	0.00	3	40.00	18	180.90	5	8.000	1	1	12	19	3	3	1	1	2	7	4	23

### Loddon Targeted and Random General Drug Test Positives & Equivalents: 2019-2020



### Loddon Positive Test Results by Drug Type: 2019-2020

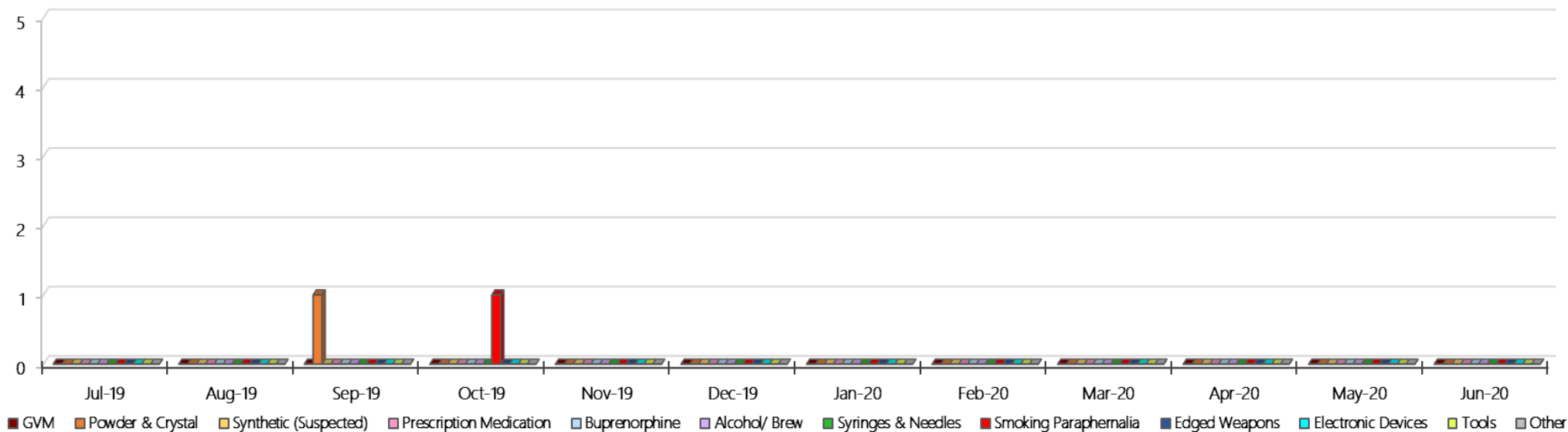
Loddon Positive Test Results By Drug Type: 2019-2020





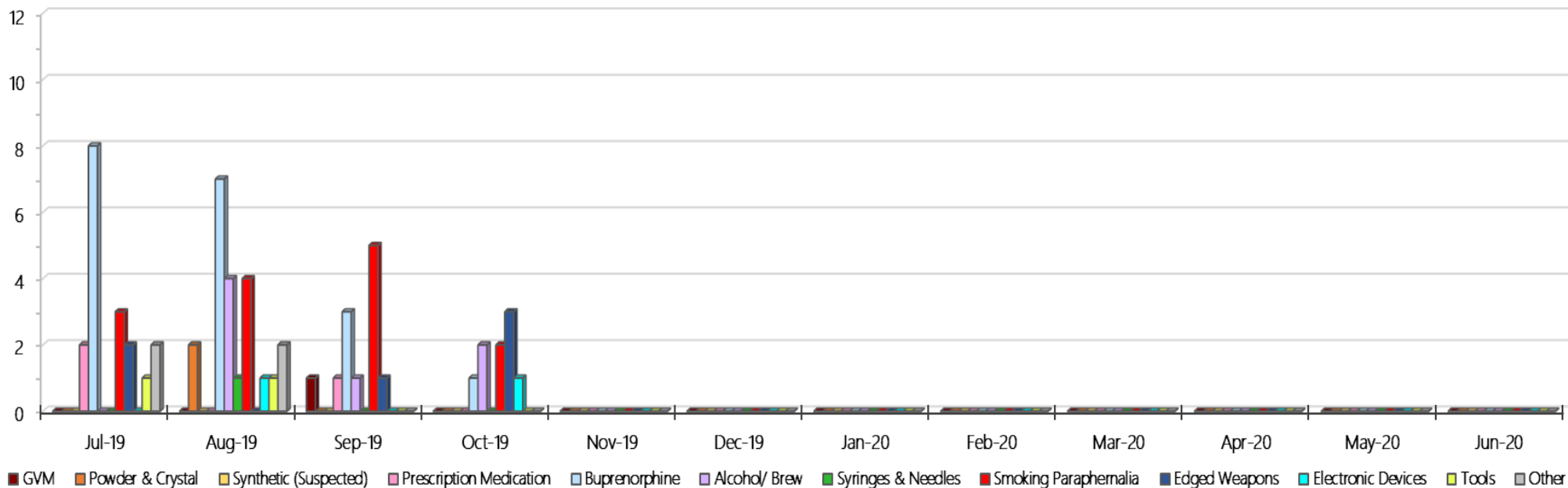
### Loddon Count of Visitor Seizure Finds: 2019-2020

Loddon Count of Visitor Seizure Finds: 2019-2020



### Loddon Count of Prisoner Seizure Finds: 2019-2020

Loddon Count of Prisoner Seizure Finds: 2019-2020



*Middleton (annex of Loddon)*  
*Targeted and Random General Drug Test Results: 2019-2020*

Middleton	Jul-19	Aug-19	Sep-19	Oct-19	Nov-19	Dec-19	Jan-20	Feb-20	Mar-20	Apr-20	May-20	Jun-20	Average	Totals
Effective Sample - Targeted	36	43	54	49									46	182
Targeted Positives	2	5	3	2									3	12
Refusal	0	0	0	0									0	0
Unable	0	1	0	1									1	2
Interfered	0	0	0	0									0	0
Adulterated	0	0	0	0									0	0
Targeted % Tested Positive	5.56%	13.95%	5.56%	6.12%									7.69%	7.69%
Awaiting / Pending Results	0	0	0	0									0	0
Targeted Residual	0	0	0	1									0	1
Random tests collected	39	32	38	27									34	136
Tested Positive	0	1	1	0									1	2
Refusal (guilty)	0	0	0	0									0	0
Unable (not guilty)	0	0	0	0									0	0
Unable (guilty)	0	0	0	0									0	0
Interfered (guilty)	0	0	0	0									0	0
No test (valid reason)	1	0	2	1									1	4
No test (no valid reason)	0	0	0	0									0	0
Adulterated	0	0	0	0									0	0
Awaiting / Pending Results	0	0	0	0									0	0
Random Residual (PIMS URAR030)	0	0	0	0									0	0
Effective Sample - Random General	39	32	38	27									34	136
% Tested positive	0.00%	3.13%	2.63%	0.00%									1.44%	
% Prisoner guilty, positive equivalents	0.00%	0.00%	0.00%	0.00%									0.00%	
% Total prisoner fails	0.00%	3.13%	2.63%	0.00%									1.44%	
% No test without valid reason	0.00%	0.00%	0.00%	0.00%									0.00%	
Random General Benchmark 4.00%	4.00%	4.00%	4.00%	4.00%	4.00%	4.00%	4.00%	4.00%	4.00%	4.00%	4.00%	4.00%	YTD	
% Failures for SDO	0.00%	3.13%	2.63%	0.00%									1.47%	

Middleton - Drugs Identified Through Testing by Drug Type: 2019-2020

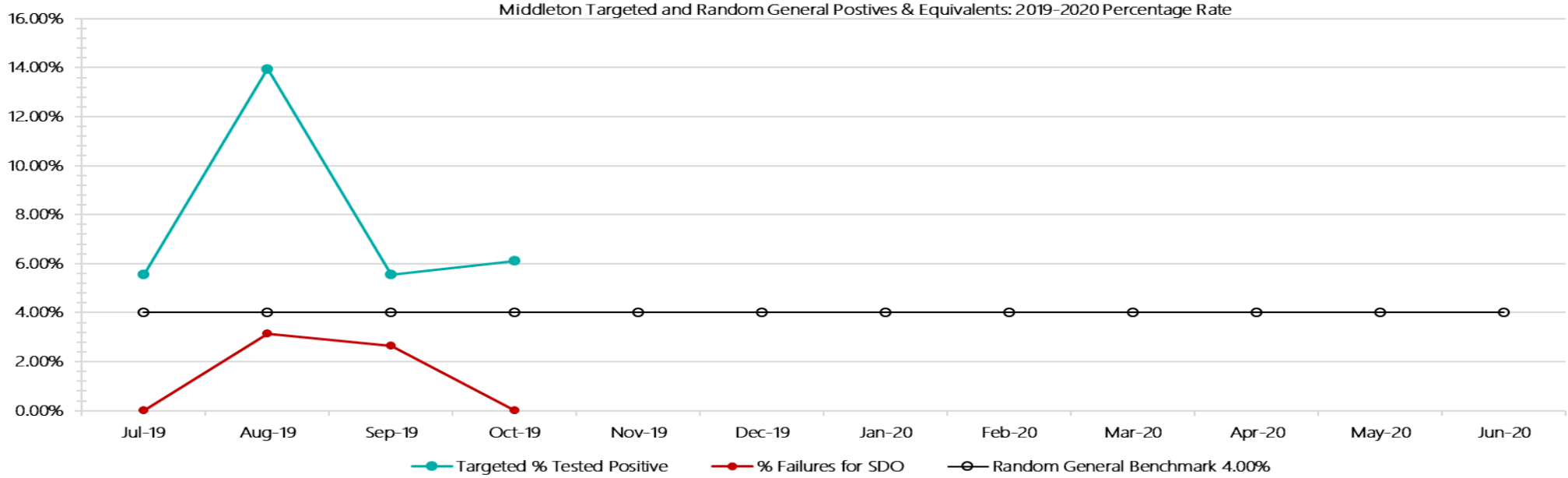
Middleton	Amphetamines	Methamphetamines	Cocaine	Opiates	Benzodiazepines	Cannabinoids	Ethanol**	Methadone	ADP*	APS*	Steroids**	Buprenorphine	NOA*	Total
Jul-19	1	2	0	0	0	0	0	0	0	0	0	3	0	6
Aug-19	2	2	0	0	0	0	0	0	0	0	0	8	0	12
Sep-19	0	0	0	0	0	0	0	0	0	0	0	6	0	6
Oct-19	0	0	0	0	0	0	0	0	0	0	0	5	0	5
Nov-19														
Dec-19														
Jan-20														
Feb-20														
Mar-20														
Apr-20														
May-20														
Jun-20														
Middleton YTD	3	4	0	0	0	0	0	0	0	0	0	22	0	29
All Prisons YTD	74	118	1	15	11	14	4	16	21	8	0	740	0	1022
Middleton % of Total	4.05%	3.39%	0.00%	0.00%	0.00%	0.00%	0.00%	0.00%	0.00%	0.00%	0.00%	2.97%	0.00%	2.84%

Middleton Seizures of Contraband: Visitors & Prisoners: 2019-2020

Visitors	GVM		Powder & Crystal		Synthetic (Suspected)		Prescription Medication		Buprenorphine		Alcohol & Home Brew		Syringes & Needles		Smoking Paraphernalia		Edged Weapons		Electronic Devices		Tools		Other	
	Finds	Gms	Finds	Gms	Finds	Gms	Finds	Qty	Finds	Qty	Finds	Ltrs	Finds	Qty	Finds	Qty	Finds	Qty	Finds	Qty	Finds	Qty	Finds	Qty
Jul-19	0	0.00	0	0.00	0	0.00	0	0.00	0	0.00	0	0.000	0	0	0	0	0	0	0	0	0	0	0	0
Aug-19	0	0.00	1	5.00	0	0.00	0	0.00	0	0.00	0	0.000	0	0	0	0	0	0	0	0	0	0	1	1
Sep-19	0	0.00	0	0.00	0	0.00	0	0.00	0	0.00	0	0.000	0	0	0	0	0	0	0	0	0	0	0	0
Oct-19	0	0.00	0	0.00	0	0.00	0	0.00	0	0.00	0	0.000	0	0	0	0	0	0	0	0	0	0	0	0
Nov-19																								
Dec-19																								
Jan-20																								
Feb-20																								
Mar-20																								
Apr-20																								
May-20																								
Jun-20																								
<b>Total</b>	<b>0</b>	<b>0.00</b>	<b>1</b>	<b>5.00</b>	<b>0</b>	<b>0.00</b>	<b>0</b>	<b>0.00</b>	<b>0</b>	<b>0.00</b>	<b>0</b>	<b>0.000</b>	<b>0</b>	<b>0</b>	<b>0</b>	<b>0</b>	<b>0</b>	<b>0</b>	<b>0</b>	<b>0</b>	<b>0</b>	<b>0</b>	<b>1</b>	<b>1</b>

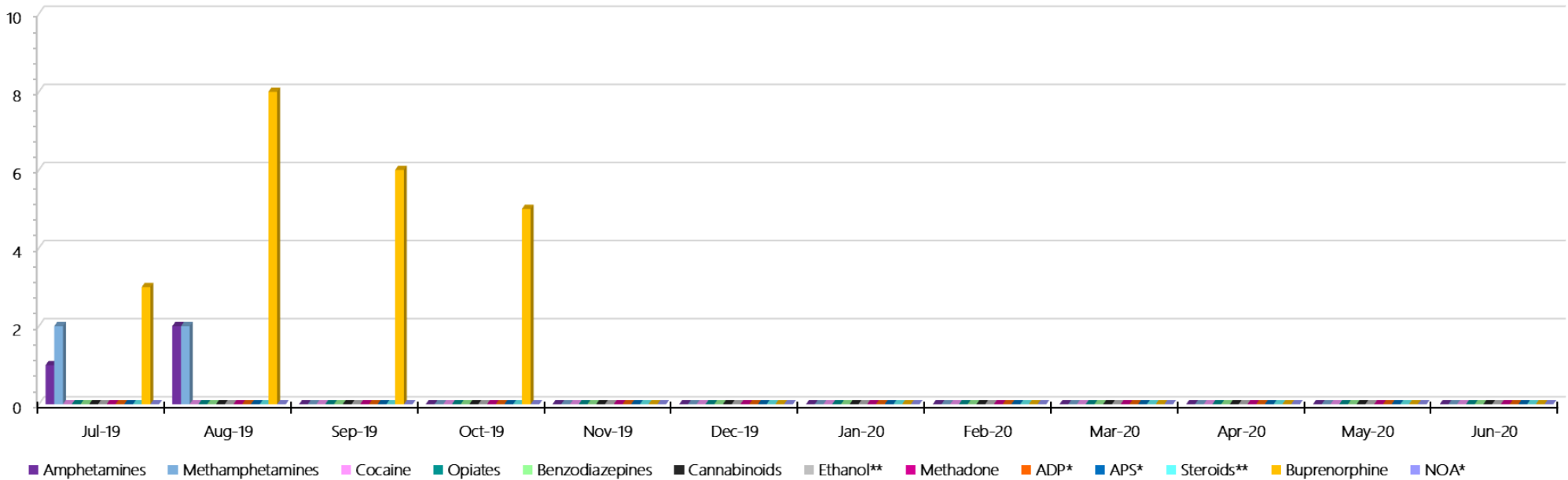
Prisoners	GVM		Powder & Crystal		Synthetic (Suspected)		Prescription Medication		Buprenorphine		Alcohol & Home Brew		Syringes & Needles		Smoking Paraphernalia		Edged Weapons		Electronic Devices		Tools		Other	
	Finds	Gms	Finds	Gms	Finds	Gms	Finds	Qty	Finds	Qty	Finds	Ltrs	Finds	Qty	Finds	Qty	Finds	Qty	Finds	Qty	Finds	Qty	Finds	Qty
Jul-19	0	0.00	0	0.00	0	0.00	0	0.00	0	0.00	0	0.000	0	0	1	1	1	1	1	1	0	0	0	0
Aug-19	0	0.00	0	0.00	0	0.00	0	0.00	3	4.00	0	0.000	0	0	2	3	0	0	1	8	0	0	1	1
Sep-19	0	0.00	0	0.00	0	0.00	2	1.50	1	0.00	0	0.000	0	0	2	3	0	0	1	2	0	0	0	0
Oct-19	0	0.00	0	0.00	0	0.00	0	0.00	1	0.00	0	0.000	0	0	2	3	1	1	1	1	0	0	0	0
Nov-19																								
Dec-19																								
Jan-20																								
Feb-20																								
Mar-20																								
Apr-20																								
May-20																								
Jun-20																								
<b>Total</b>	<b>0</b>	<b>0.00</b>	<b>0</b>	<b>0.00</b>	<b>0</b>	<b>0.00</b>	<b>2</b>	<b>1.50</b>	<b>4</b>	<b>4.00</b>	<b>0</b>	<b>0.000</b>	<b>0</b>	<b>0</b>	<b>5</b>	<b>7</b>	<b>1</b>	<b>1</b>	<b>3</b>	<b>11</b>	<b>0</b>	<b>0</b>	<b>1</b>	<b>1</b>

### Middleton Targeted and Random General Drug Test Positives & Equivalents: 2019-2020



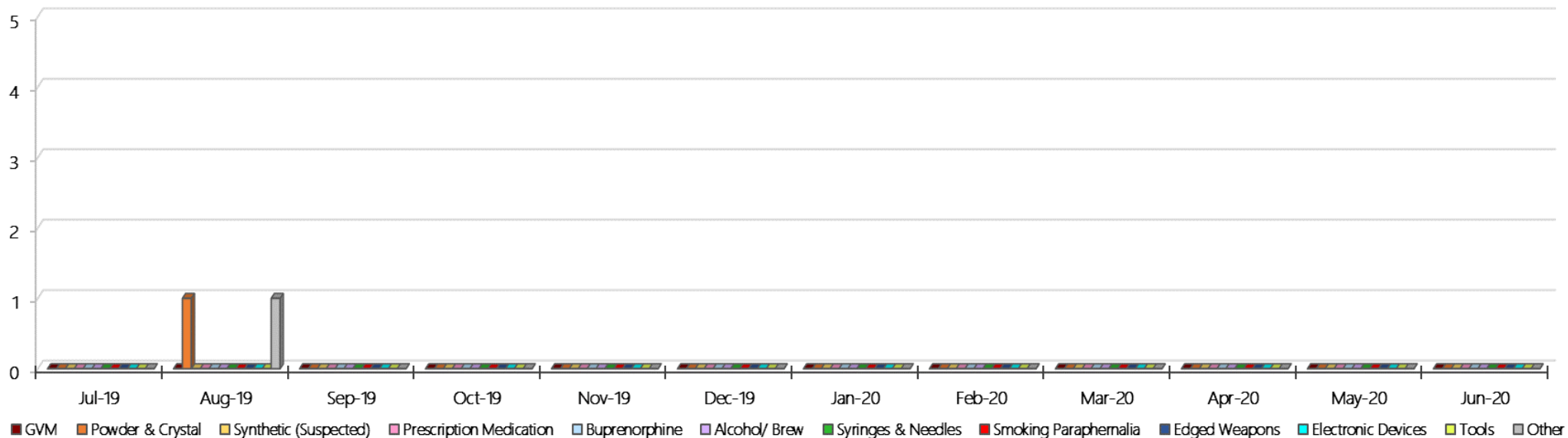
### Middleton Positive Test Results by Drug Type: 2019-2020

Middleton Positive Test Results By Drug Type: 2019-2020



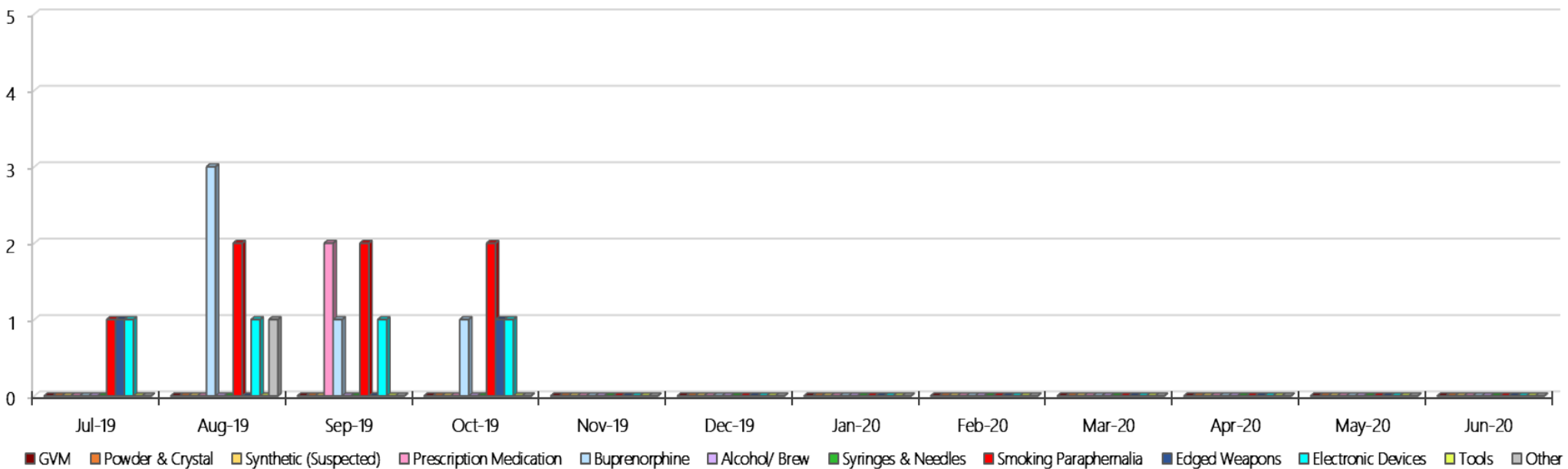
### Middleton Count of Visitor Seizure Finds: 2019-2020

Middleton Count of Visitor Seizure Finds: 2019-2020



### Middleton Count of Prisoner Seizure Finds: 2019-2020

Middleton Count of Prisoner Seizure Finds: 2019-2020



## Ravenhall Correctional Centre

### Targeted and Random General Drug Test Results: 2019-2020

Ravenhall	Jul-19	Aug-19	Sep-19	Oct-19	Nov-19	Dec-19	Jan-20	Feb-20	Mar-20	Apr-20	May-20	Jun-20	Average	Totals
Effective Sample - Targeted	375	426	400	444									411	1645
Targeted Positives	15	27	16	20									20	78
Refusal	1	0	3	3									2	7
Unable	5	4	5	8									6	22
Interfered	0	0	0	0									0	0
Adulterated	0	0	1	0									0	1
Targeted % Tested Positive	5.60%	7.28%	6.25%	6.98%									6.57%	6.57%
Awaiting / Pending Results	0	0	0	0									0	0
Targeted Residual	1	1	3	1									2	6
Random tests collected	174	146	173	147									160	640
Tested Positive	8	4	1	4									4	17
Refusal (guilty)	1	0	2	0									1	3
Unable (not guilty)	0	0	0	0									0	0
Unable (guilty)	0	0	1	0									0	1
Interfered (guilty)	0	0	0	0									0	0
No test (valid reason)	7	2	5	1									4	15
No test (no valid reason)	0	0	2	0									1	2
Adulterated	0	0	0	0									0	0
Awaiting / Pending Results	0	0	0	0									0	0
Random Residual (PIMS URAR030)	0	0	0	2									1	2
Effective Sample - Random General	175	146	178	147									162	646
% Tested positive	4.57%	2.74%	0.56%	2.72%									2.65%	
% Prisoner guilty, positive equivalents	0.57%	0.00%	1.69%	0.00%									0.56%	
% Total prisoner fails	5.14%	2.74%	2.25%	2.72%									3.21%	
% No test without valid reason	0.00%	0.00%	1.12%	0.00%									0.28%	
% Failures for SDO	5.14%	2.74%	3.37%	2.72%									3.56%	

*Ravenhall - Drugs Identified Through Testing by Drug Type: 2019-2020*

Ravenhall	Amphetamines	Methamphetamines	Cocaine	Opiates	Benzodiazepines	Cannabinoids	Ethanol**	Methadone	ADP*	APS*	Steroids**	Buprenorphine	NOA*	Total
Jul-19	2	5	0	0	0	1	0	0	0	0	0	28	0	36
Aug-19	2	9	0	0	3	1	0	0	1	0	0	22	0	38
Sep-19	3	3	0	0	1	2	0	0	0	0	0	16	0	25
Oct-19	7	8	0	0	0	4	0	1	0	0	0	21	0	41
Nov-19														
Dec-19														
Jan-20														
Feb-20														
Mar-20														
Apr-20														
May-20														
Jun-20														
<b>Ravenhall YTD</b>	<b>14</b>	<b>25</b>	<b>0</b>	<b>0</b>	<b>4</b>	<b>8</b>	<b>0</b>	<b>1</b>	<b>1</b>	<b>0</b>	<b>0</b>	<b>87</b>	<b>0</b>	<b>140</b>
<i>All Prisons YTD</i>	<i>74</i>	<i>118</i>	<i>1</i>	<i>15</i>	<i>11</i>	<i>14</i>	<i>4</i>	<i>16</i>	<i>21</i>	<i>8</i>	<i>0</i>	<i>740</i>	<i>0</i>	<i>1022</i>
<i>Ravenhall % of Total</i>	<i>18.92%</i>	<i>21.19%</i>	<i>0.00%</i>	<i>0.00%</i>	<i>36.36%</i>	<i>57.14%</i>	<i>0.00%</i>	<i>6.25%</i>	<i>4.76%</i>	<i>0.00%</i>	<i>0.00%</i>	<i>11.76%</i>	<i>0.00%</i>	<i>13.70%</i>

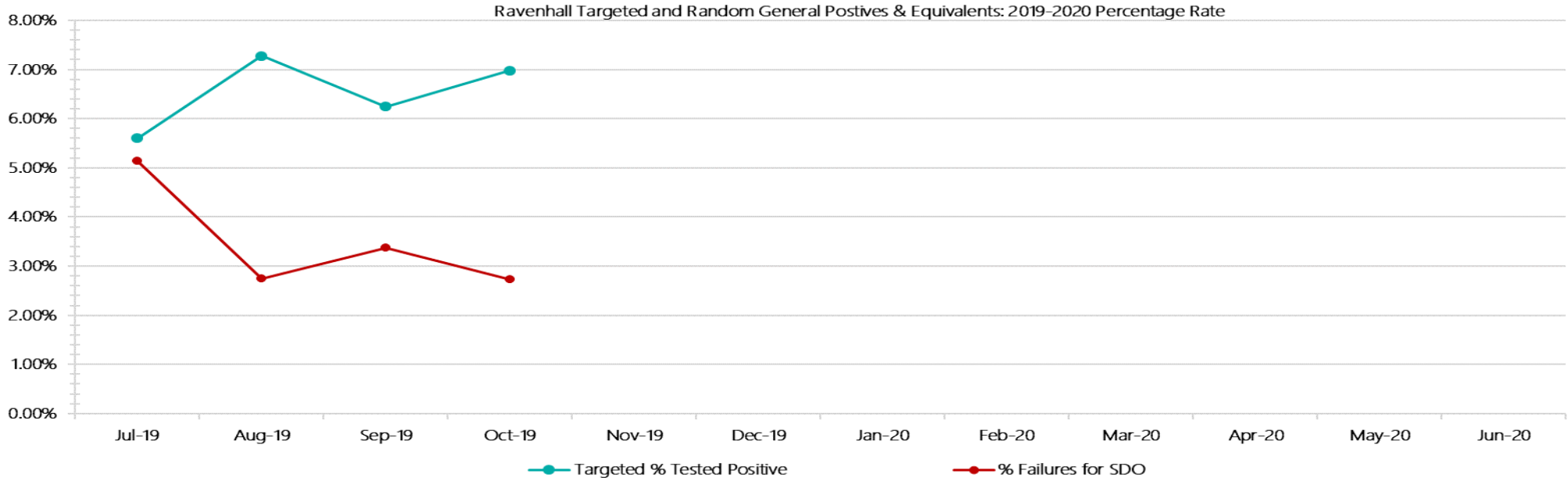


### Ravenhall Seizures of Contraband: Visitors & Prisoners: 2019-2020

Visitors	GVM		Powder & Crystal		Synthetic (Suspected)		Prescription Medication		Buprenorphine		Alcohol & Home Brew		Syringes & Needles		Smoking Paraphernalia		Edged Weapons		Electronic Devices		Tools		Other	
	Find	Gms	Finds	Gms	Finds	Gms	Finds	Qty	Finds	Qty	Finds	Ltrs	Finds	Qty	Finds	Qty	Finds	Qty	Finds	Qty	Finds	Qty	Finds	Qty
Jul-19	2	22.09	2	2.62	0	0.00	2	8.00	1	5.00	0	0.000	0	0	3	12	2	2	0	0	1	6	0	0
Aug-19	2	6.50	3	25.81	0	0.00	3	30.00	0	0.00	0	0.000	1	1	5	8	1	1	0	0	1	10	1	1
Sep-19	3	10.00	6	7.45	0	0.00	2	7.00	1	7.00	0	0.000	1	3	5	12	1	1	1	1	0	0	1	15
Oct-19	2	35.40	3	1.84	0	0.00	0	0.00	0	0.00	0	0.000	1	2	1	1	1	1	0	0	0	0	0	0
Nov-19																								
Dec-19																								
Jan-20																								
Feb-20																								
Mar-20																								
Apr-20																								
May-20																								
Jun-20																								
<b>Total</b>	<b>7</b>	<b>38.59</b>	<b>11</b>	<b>35.88</b>	<b>0</b>	<b>0.00</b>	<b>7</b>	<b>45.00</b>	<b>2</b>	<b>12.00</b>	<b>0</b>	<b>0.000</b>	<b>2</b>	<b>4</b>	<b>13</b>	<b>32</b>	<b>4</b>	<b>4</b>	<b>1</b>	<b>1</b>	<b>2</b>	<b>16</b>	<b>2</b>	<b>16</b>

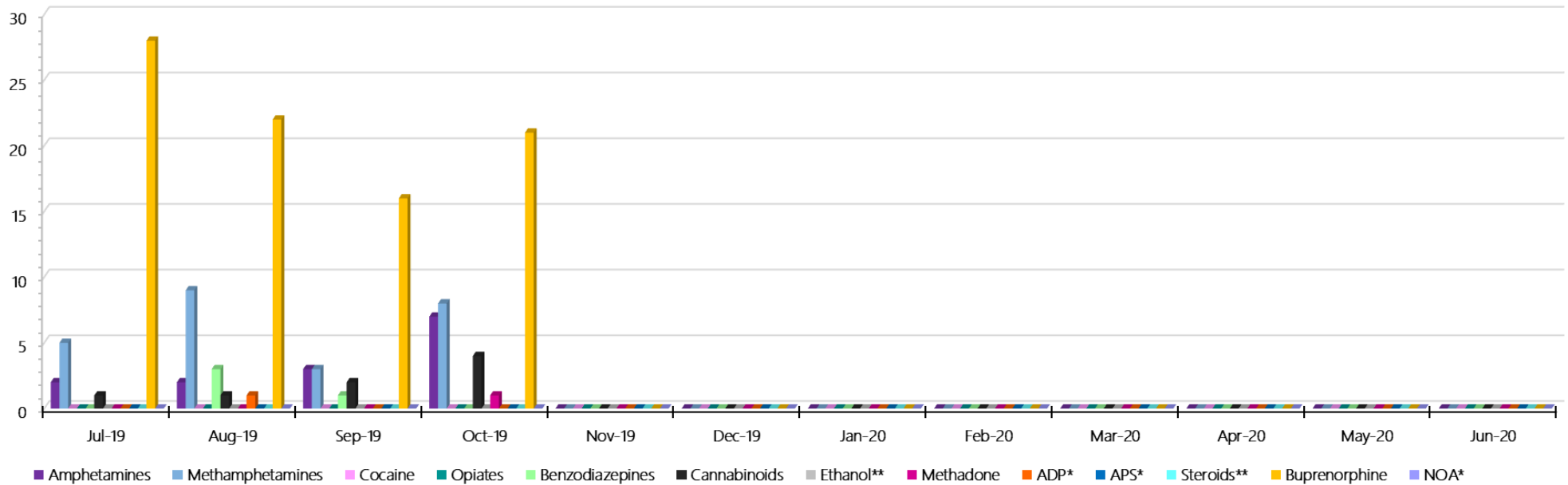
Prisoners	GVM		Powder & Crystal		Synthetic (Suspected)		Prescription Medication		Buprenorphine		Alcohol & Home Brew		Syringes & Needles		Smoking Paraphernalia		Edged Weapons		Electronic Devices		Tools		Other	
	Finds	Gms	Finds	Gms	Finds	Gms	Finds	Qty	Finds	Qty	Finds	Ltrs	Finds	Qty	Finds	Qty	Finds	Qty	Finds	Qty	Finds	Qty	Finds	Qty
Jul-19	1	3.76	0	0.00	0	0.00	15	192.00	11	15.00	1	1.000	0	0	12	16	19	37	0	0	8	35	8	30
Aug-19	0	0.00	0	0.00	0	0.00	9	25.00	4	2.30	4	9.400	0	0	15	47	11	27	1	1	6	13	8	26
Sep-19	0	0.00	2	3.00	0	0.00	8	25.00	7	11.00	11	20.500	4	4	14	36	16	27	3	3	7	26	5	13
Oct-19	0	0.00	0	0.00	0	0.00	7	22.75	3	4.00	6	5.400	2	3	11	47	18	26	0	0	12	50	14	29
Nov-19																								
Dec-19																								
Jan-20																								
Feb-20																								
Mar-20																								
Apr-20																								
May-20																								
Jun-20																								
<b>Total</b>	<b>1</b>	<b>3.76</b>	<b>2</b>	<b>3.00</b>	<b>0</b>	<b>0.00</b>	<b>32</b>	<b>242.00</b>	<b>22</b>	<b>28.30</b>	<b>16</b>	<b>30.900</b>	<b>4</b>	<b>4</b>	<b>41</b>	<b>99</b>	<b>46</b>	<b>91</b>	<b>4</b>	<b>4</b>	<b>21</b>	<b>74</b>	<b>21</b>	<b>69</b>

### Ravenhall Targeted and Random General Drug Test Positives & Equivalents: 2019-2020



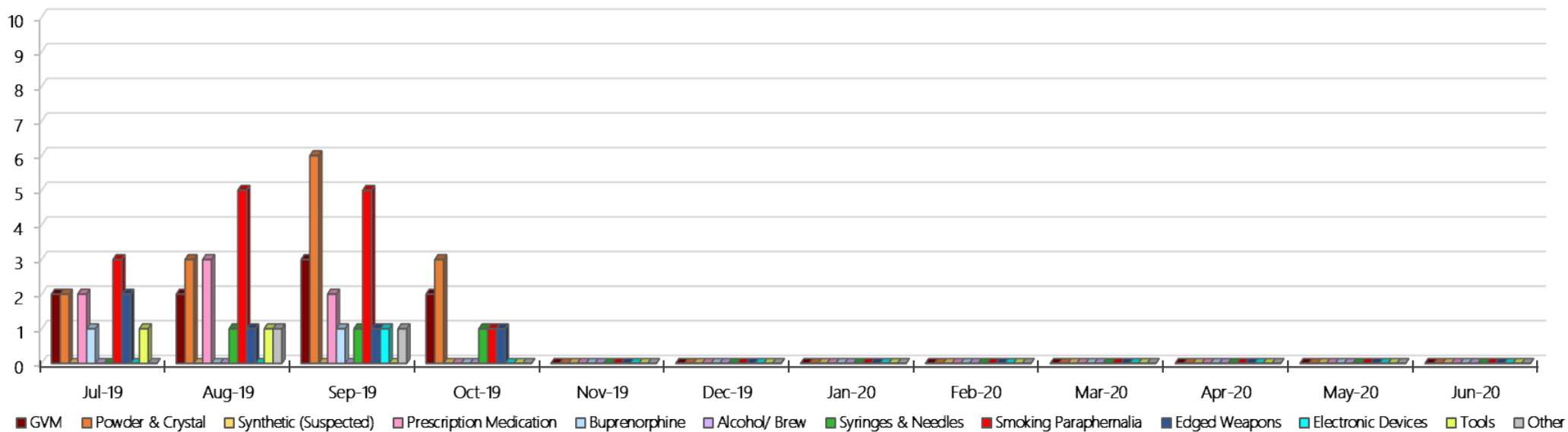
### Ravenhall Positive Test Results by Drug Type: 2019-2020

Ravenhall Positive Test Results By Drug Type: 2019-2020



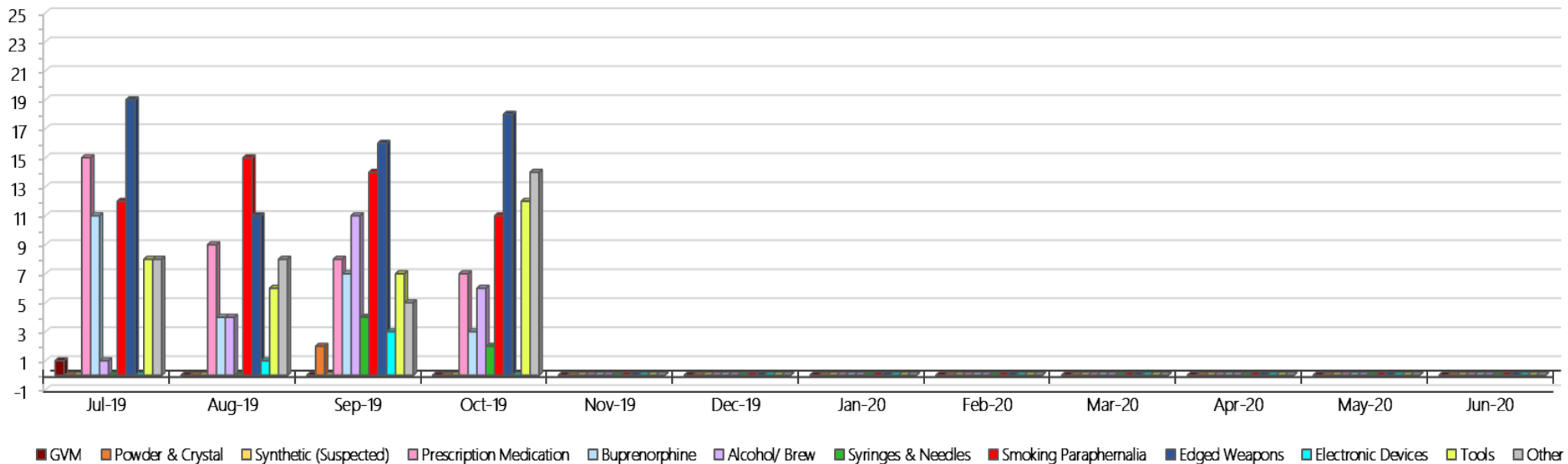
### Ravenhall Count of Visitor Seizure Finds: 2019-2020

Ravenhall Count of Visitor Seizure Finds: 2019-2020



### Ravenhall Count of Prisoner Seizure Finds: 2019-2020

Ravenhall Count of Prisoner Seizure Finds: 2019-2020



## Beechworth Correctional Centre

### Targeted and Random General Drug Test Results: 2019-2020

Beechworth	Jul-19	Aug-19	Sep-19	Oct-19	Nov-19	Dec-19	Jan-20	Feb-20	Mar-20	Apr-20	May-20	Jun-20	Average	Totals
Effective Sample - Targeted	43	35	38	50									42	166
Targeted Positives	0	0	1	0									0	1
Refusal	0	0	0	0									0	0
Unable	0	0	0	0									0	0
Interfered	0	0	0	0									0	0
Adulterated	0	0	0	0									0	0
<b>Targeted % Tested Positive</b>	<b>0.00%</b>	<b>0.00%</b>	<b>2.63%</b>	<b>0.00%</b>									<b>0.60%</b>	<b>0.60%</b>
Awaiting / Pending Results	0	0	0	0									0	0
Targeted Residual	0	0	0	0									0	0
Random tests collected	28	24	29	24									26	105
Tested Positive	0	0	0	0									0	0
Refusal (guilty)	0	0	0	0									0	0
Unable (not guilty)	0	0	0	0									0	0
Unable (guilty)	0	0	0	0									0	0
Interfered (guilty)	0	0	0	0									0	0
No test (valid reason)	0	0	0	0									0	0
No test (no valid reason)	0	0	0	0									0	0
Adulterated	0	0	0	0									0	0
Awaiting / Pending Results	0	0	0	0									0	0
Random Residual (PIMS URAR030)	0	0	0	0									0	0
Effective Sample - Random General	28	24	29	24									26	105
% Tested positive	0.00%	0.00%	0.00%	0.00%									0.00%	
% Prisoner guilty, positive equivalents	0.00%	0.00%	0.00%	0.00%									0.00%	
% Total prisoner fails	0.00%	0.00%	0.00%	0.00%									0.00%	
% No test without valid reason	0.00%	0.00%	0.00%	0.00%									0.00%	
<i>Random General Benchmark 1.80%</i>	<i>1.80%</i>	<i>1.80%</i>	<i>1.80%</i>	<i>1.80%</i>	<i>1.80%</i>	<i>1.80%</i>	<i>1.80%</i>	<i>1.80%</i>	<i>1.80%</i>	<i>1.80%</i>	<i>1.80%</i>	<i>1.80%</i>	<i>YTD</i>	
% Failures for SDO	0.00%	0.00%	0.00%	0.00%									0.00%	

*Beechworth - Drugs Identified Through Testing by Drug Type: 2019-2020*

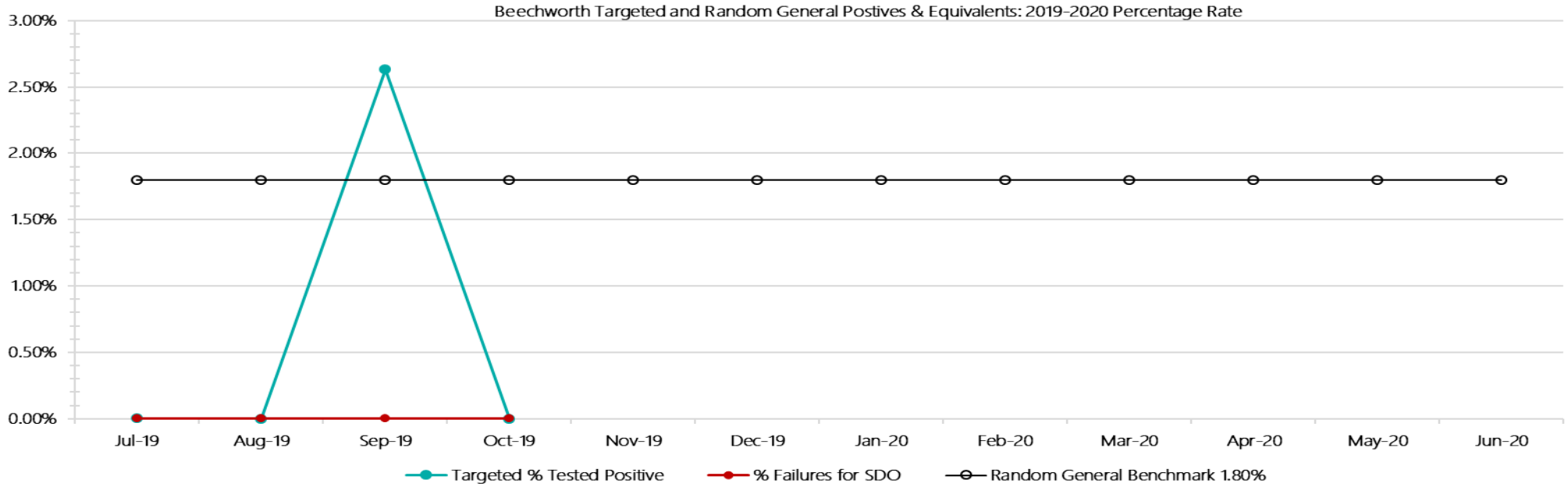
Beechworth	Amphetamines	Methamphetamines	Cocaine	Opiates	Benzodiazepines	Cannabinoids	Ethanol**	Methadone	ADP*	APS*	Steroids**	Buprenorphine	NOA*	Total
Jul-19	0	0	0	0	0	0	0	0	0	0	0	0	0	0
Aug-19	0	1	0	0	0	0	0	0	0	0	0	0	0	1
Sep-19	1	1	0	0	0	0	0	0	0	0	0	1	0	3
Oct-19	0	0	0	0	0	0	0	0	0	0	0	0	0	0
Nov-19														
Dec-19														
Jan-20														
Feb-20														
Mar-20														
Apr-20														
May-20														
Jun-20														
<b>Beechworth YTD</b>	<b>1</b>	<b>2</b>	<b>0</b>	<b>0</b>	<b>0</b>	<b>0</b>	<b>0</b>	<b>0</b>	<b>0</b>	<b>0</b>	<b>0</b>	<b>1</b>	<b>0</b>	<b>4</b>
<i>All Prisons YTD</i>	<i>74</i>	<i>118</i>	<i>1</i>	<i>15</i>	<i>11</i>	<i>14</i>	<i>4</i>	<i>16</i>	<i>21</i>	<i>8</i>	<i>0</i>	<i>740</i>	<i>0</i>	<i>1022</i>
<i>Beechworth % of Total</i>	<i>1.35%</i>	<i>1.69%</i>	<i>0.00%</i>	<i>0.00%</i>	<i>0.00%</i>	<i>0.00%</i>	<i>0.00%</i>	<i>0.00%</i>	<i>0.00%</i>	<i>0.00%</i>	<i>0.00%</i>	<i>0.14%</i>	<i>0.00%</i>	<i>0.39%</i>

*Beechworth Seizures of Contraband: Visitors & Prisoners: 2019-2020*

Visitors	GVM		Powder & Crystal		Synthetic (Suspected)		Prescription Medication		Buprenorphine		Alcohol & Home Brew		Syringes & Needles		Smoking Paraphernalia		Edged Weapons		Electronic Devices		Tools		Other	
	Finds	Gms	Finds	Gms	Finds	Gms	Finds	Qty	Finds	Qty	Finds	Ltrs	Finds	Qty	Finds	Qty	Finds	Qty	Finds	Qty	Finds	Qty	Finds	Qty
BCC																								
Jul-19	0	0.00	0	0.00	0	0.00	0	0.00	0	0.00	0	0.000	0	0	0	0	0	0	0	0	0	0	0	0
Aug-19	0	0.00	0	0.00	0	0.00	0	0.00	0	0.00	0	0.000	0	0	0	0	0	0	0	0	0	0	0	0
Sep-19	0	0.00	0	0.00	0	0.00	0	0.00	0	0.00	0	0.000	0	0	0	0	0	0	0	0	0	0	0	0
Oct-19	0	0.00	0	0.00	0	0.00	0	0.00	0	0.00	0	0.000	0	0	0	0	0	0	0	0	0	0	0	0
Nov-19																								
Dec-19																								
Jan-20																								
Feb-20																								
Mar-20																								
Apr-20																								
May-20																								
Jun-20																								
Total	0	0.00	0	0.00	0	0.00	0	0.00	0	0.00	0	0.000	0	0	0	0	0	0	0	0	0	0	0	0

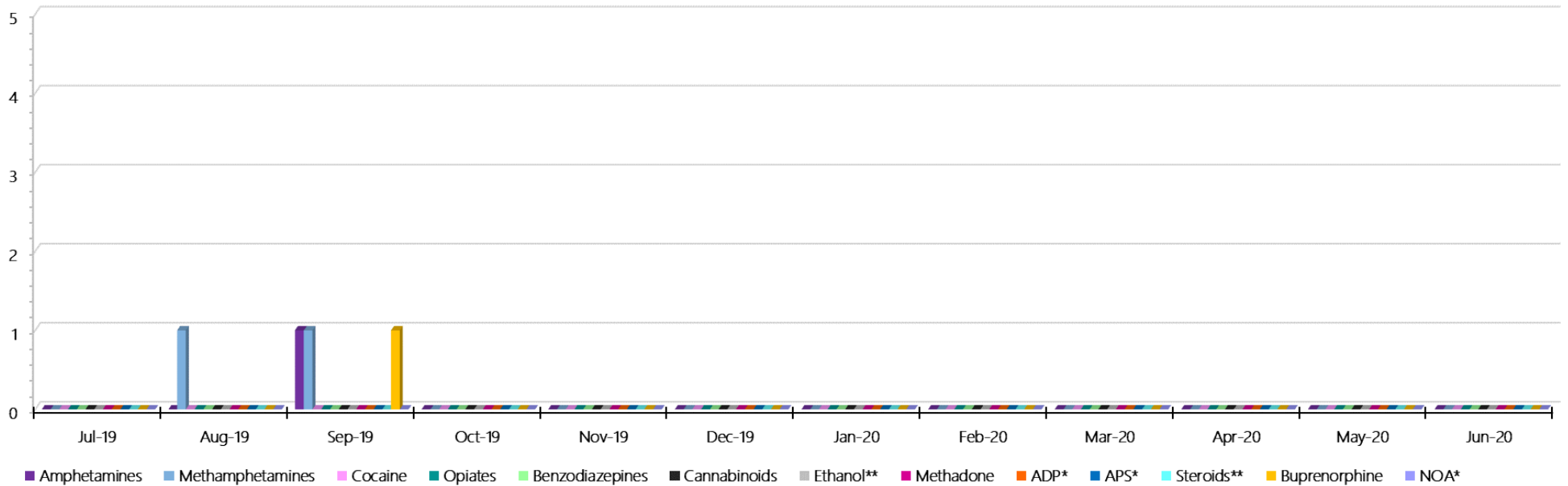
Prisoners	GVM		Powder & Crystal		Synthetic (Suspected)		Prescription Medication		Buprenorphine		Alcohol & Home Brew		Syringes & Needles		Smoking Paraphernalia		Edged Weapons		Electronic Devices		Tools		Other	
	Finds	Gms	Finds	Gms	Finds	Gms	Finds	Qty	Finds	Qty	Finds	Ltrs	Finds	Qty	Finds	Qty	Finds	Qty	Finds	Qty	Finds	Qty	Finds	Qty
BCC																								
Jul-19	0	0.00	0	0.00	0	0.00	0	0.00	0	0.00	0	0.000	0	0	0	0	0	0	0	0	0	0	2	6
Aug-19	0	0.00	0	0.00	0	0.00	0	0.00	0	0.00	0	0.000	0	0	1	2	0	0	1	1	0	0	0	0
Sep-19	0	0.00	0	0.00	0	0.00	0	0.00	0	0.00	0	0.000	0	0	0	0	0	0	0	0	0	0	0	0
Oct-19	0	0.00	0	0.00	0	0.00	0	0.00	0	0.00	0	0.000	0	0	2	3	0	0	0	0	1	1	0	0
Nov-19																								
Dec-19																								
Jan-20																								
Feb-20																								
Mar-20																								
Apr-20																								
May-20																								
Jun-20																								
Total	0	0.00	0	0.00	0	0.00	0	0.00	0	0	0	0.000	0	0	1	2	0	0	1	1	0	0	2	6

### Beechworth Targeted and Random General Drug Test Positives & Equivalents: 2019-2020



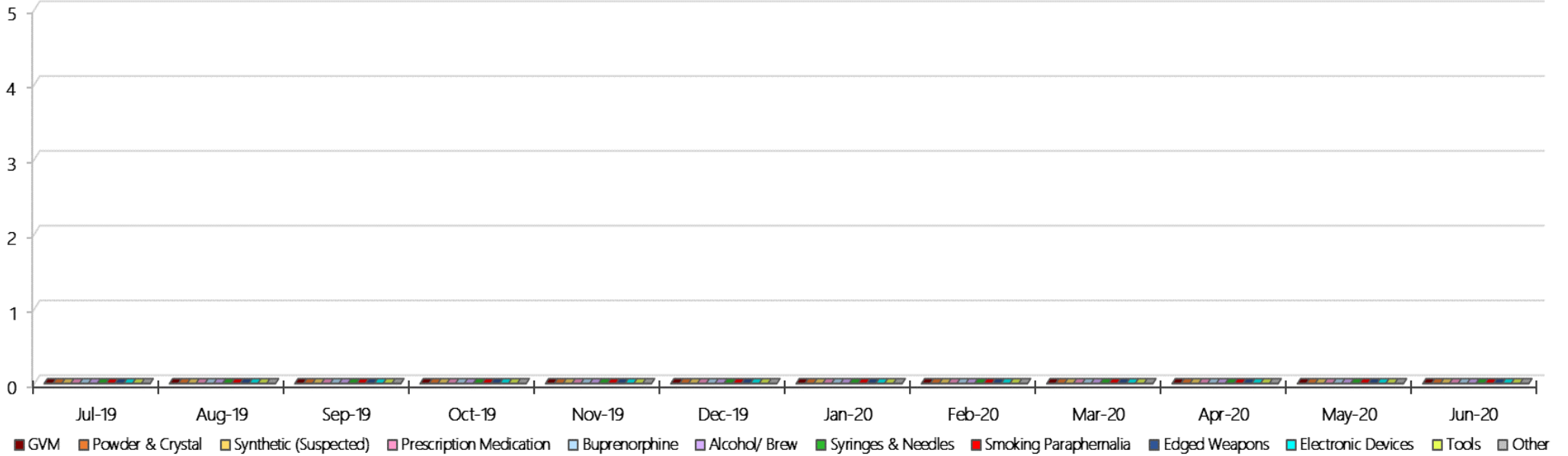
### Beechworth Positive Test Results by Drug Type: 2019-2020

Beechworth Positive Test Results By Drug Type: 2019-2020



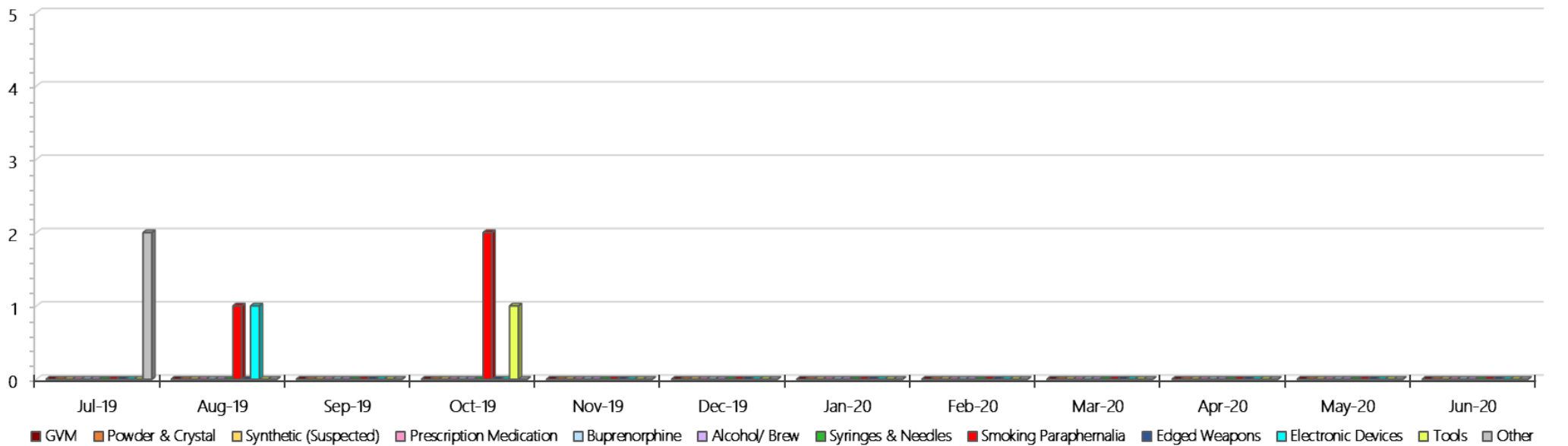
### Beechworth Count of Visitor Seizure Finds: 2019-2020

Beechworth Count of Visitor Seizure Finds: 2019-2020



### Beechworth Count of Prisoner Seizure Finds: 2019-2020

Beechworth Count of Prisoner Seizure Finds: 2019-2020





## Dhurringile Prison

### Targeted and Random General Drug Test Results: 2019-2020

Dhurringile	Jul-19	Aug-19	Sep-19	Oct-19	Nov-19	Dec-19	Jan-20	Feb-20	Mar-20	Apr-20	May-20	Jun-20	Average	Totals
Effective Sample - Targeted	130	90	117	116									113	453
Targeted Positives	5	1	3	3									3	12
Refusal	2	0	0	0									1	2
Unable	0	1	0	0									0	1
Interfered	0	0	0	0									0	0
Adulterated	0	0	0	0									0	0
Targeted % Tested Positive	5.38%	2.22%	2.56%	2.59%									3.31%	3.31%
Awaiting / Pending Results	0	0	0	0									0	0
Targeted Residual	1	0	1	0									1	2
Random tests collected	34	28	35	28									31	125
Tested Positive	1	0	0	1									1	2
Refusal (guilty)	0	0	0	0									0	0
Unable (not guilty)	0	0	0	0									0	0
Unable (guilty)	0	0	0	0									0	0
Interfered (guilty)	0	0	0	0									0	0
No test (valid reason)	0	0	0	0									0	0
No test (no valid reason)	0	0	0	0									0	0
Adulterated	0	0	0	0									0	0
Awaiting / Pending Results	0	0	0	0									0	0
Random Residual (PIMS URAR030)	0	0	0	0									0	0
Effective Sample - Random General	34	28	35	28									31	125
% Tested positive	2.94%	0.00%	0.00%	3.57%									1.63%	
% Prisoner guilty, positive equivalent	0.00%	0.00%	0.00%	0.00%									0.00%	
% Total prisoner fails	2.94%	0.00%	0.00%	3.57%									1.63%	
% No test without valid reason	0.00%	0.00%	0.00%	0.00%									0.00%	
Random General Benchmark 3.50%	3.50%	3.50%	3.50%	3.50%	3.50%	3.50%	3.50%	3.50%	3.50%	3.50%	3.50%	3.50%	YTD	
% Failures for SDO	2.94%	0.00%	0.00%	3.57%									1.60%	

*Dhurringile - Drugs Identified Through Testing by Drug Type: 2019-2020*

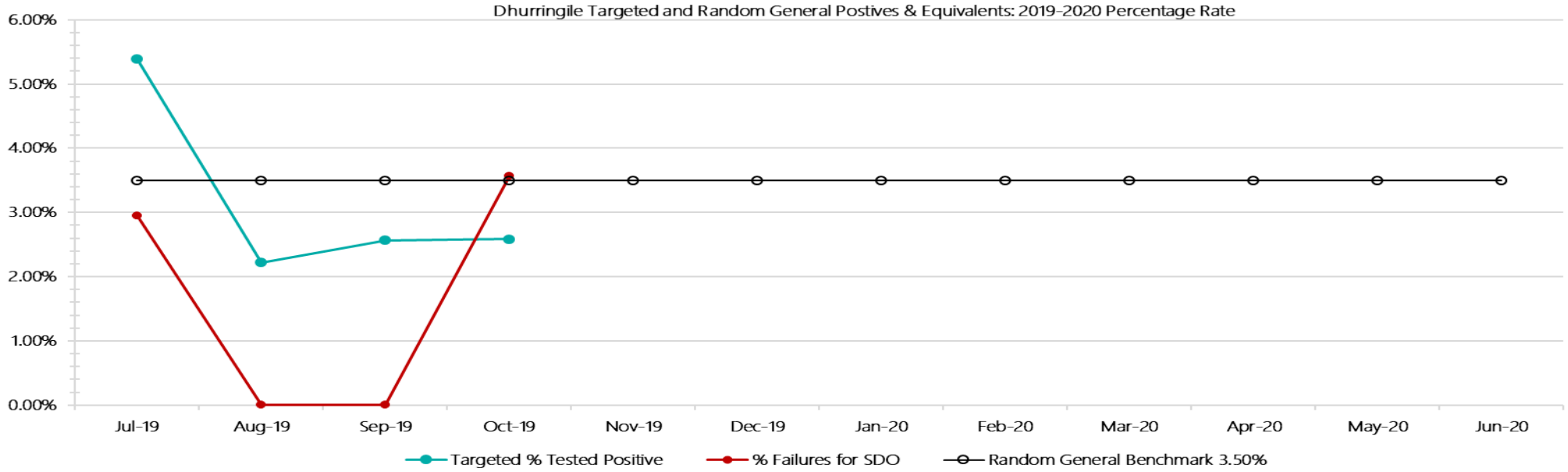
Dhurringile	Amphetamines	Methamphetamines	Cocaine	Opiates	Benzodiazepines	Cannabinoids	Ethanol**	Methadone	ADP*	APS*	Steroids**	Buprenorphine	NOA*	Total
Jul-19	2	3	0	1	0	0	0	0	0	0	0	3	0	9
Aug-19	0	0	0	0	0	0	0	0	0	0	0	1	0	1
Sep-19	0	0	0	0	0	0	0	0	0	0	0	3	0	3
Oct-19	0	0	0	0	1	0	0	0	0	0	0	3	0	4
Nov-19														
Dec-19														
Jan-20														
Feb-20														
Mar-20														
Apr-20														
May-20														
Jun-20														
<b>Dhurringile YTD</b>	<b>2</b>	<b>3</b>	<b>0</b>	<b>1</b>	<b>1</b>	<b>0</b>	<b>0</b>	<b>0</b>	<b>0</b>	<b>0</b>	<b>0</b>	<b>10</b>	<b>0</b>	<b>17</b>
<i>All Prisons YTD</i>	<i>74</i>	<i>118</i>	<i>1</i>	<i>15</i>	<i>11</i>	<i>14</i>	<i>4</i>	<i>16</i>	<i>21</i>	<i>8</i>	<i>0</i>	<i>740</i>	<i>0</i>	<i>1022</i>
<i>Dhurringile % of Total</i>	<i>2.70%</i>	<i>2.54%</i>	<i>0.00%</i>	<i>6.67%</i>	<i>9.09%</i>	<i>0.00%</i>	<i>0.00%</i>	<i>0.00%</i>	<i>0.00%</i>	<i>0.00%</i>	<i>0.00%</i>	<i>1.35%</i>	<i>0.00%</i>	<i>1.66%</i>

### Dhurringile Seizures of Contraband: Visitors & Prisoners: 2019-2020

Visitors	GVM		Powder & Crystal		Synthetic (Suspected)		Prescription Medication		Buprenorphine		Alcohol & Home Brew		Syringes & Needles		Smoking Paraphernalia		Edged Weapons		Electronic Devices		Tools		Other	
	D'gile	Finds	Gms	Finds	Gms	Finds	Gms	Finds	Qty	Finds	Qty	Finds	Ltrs	Finds	Qty	Finds	Qty	Finds	Qty	Finds	Qty	Finds	Qty	
Jul-19	0	0	0.00	0	0.00	0	0.00	0	0.00	0	0.00	0	0.000	0	0	0	0	0	0	0	0	0	0	0
Aug-19	0	0	0.00	0	0.00	0	0.00	0	0.00	0	0.00	0	0.000	0	0	0	0	0	0	0	0	0	0	0
Sep-19	0	0	0.00	0	0.00	0	0.00	0	0.00	0	0.00	0	0.000	0	0	0	0	0	0	0	0	0	0	0
Oct-19	0	0	0.00	0	0.00	0	0.00	0	0.00	1	2.50	0	0.000	0	0	1	1	0	0	0	0	0	0	0
Nov-19																								
Dec-19																								
Jan-20																								
Feb-20																								
Mar-20																								
Apr-20																								
May-20																								
Jun-20																								
<b>Total</b>	<b>0</b>	<b>0</b>	<b>0.00</b>	<b>0</b>	<b>0.00</b>	<b>0</b>	<b>0.00</b>	<b>0</b>	<b>0.00</b>	<b>0</b>	<b>0.00</b>	<b>0</b>	<b>0.000</b>	<b>0</b>	<b>0</b>	<b>0</b>	<b>0</b>	<b>0</b>	<b>0</b>	<b>0</b>	<b>0</b>	<b>0</b>	<b>0</b>	<b>0</b>

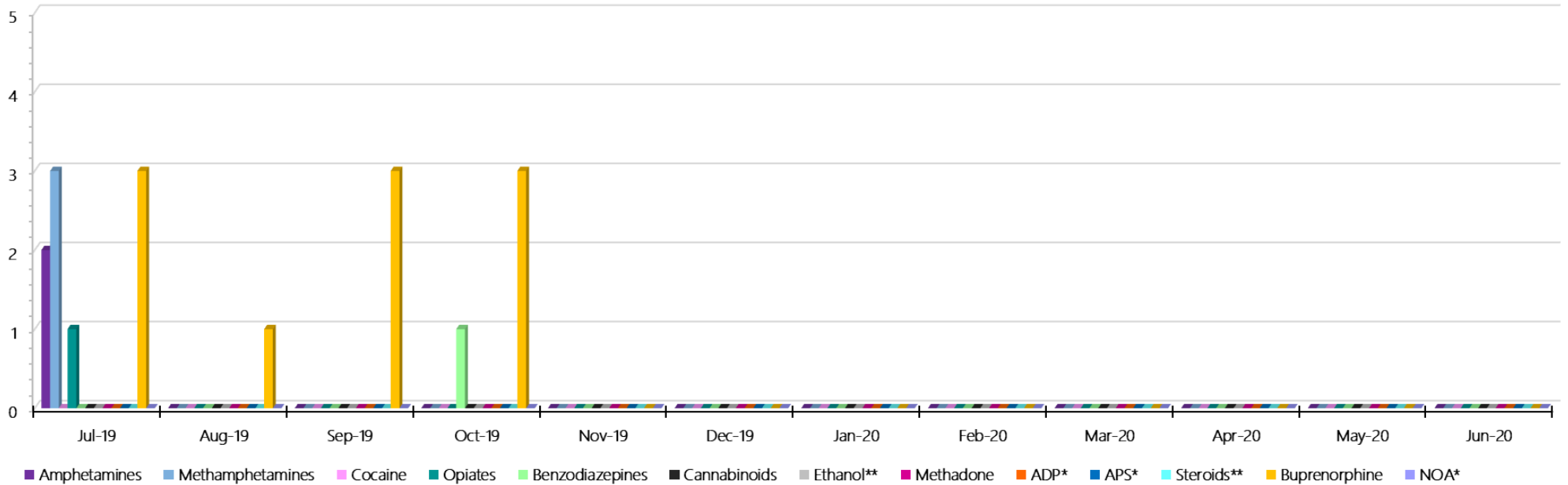
Prisoners	GVM		Powder & Crystal		Synthetic (Suspected)		Prescription Medication		Buprenorphine		Alcohol & Home Brew		Syringes & Needles		Smoking Paraphernalia		Edged Weapons		Electronic Devices		Tools		Other		
	D'gile	Finds	Gms	Finds	Gms	Finds	Gms	Finds	Qty	Finds	Qty	Finds	Ltrs	Finds	Qty	Finds	Qty	Finds	Qty	Finds	Qty	Finds	Qty		
Jul-19	0	0	0.00	0	0.00	0	0.00	0	0.00	0	0.00	1	3.000	3	3	4	8	1	1	0	0	1	4	1	1
Aug-19	0	0	0.00	0	0.00	0	0.00	0	0.00	0	0.00	0	0.000	0	0	4	14	0	0	0	0	0	0	0	0
Sep-19	0	0	0.00	0	0.00	0	0.00	0	0.00	1	0.10	1	0.750	0	0	3	4	2	2	0	0	1	1	0	0
Oct-19	1	1	18.70	0	0.00	0	0.00	1	1.00	1	0.10	1	1.000	1	24	5	6	0	0	0	0	4	4	0	0
Nov-19																									
Dec-19																									
Jan-20																									
Feb-20																									
Mar-20																									
Apr-20																									
May-20																									
Jun-20																									
<b>Total</b>	<b>0</b>	<b>0</b>	<b>0.00</b>	<b>0</b>	<b>0.00</b>	<b>0</b>	<b>0.00</b>	<b>0</b>	<b>0.00</b>	<b>1</b>	<b>0.10</b>	<b>2</b>	<b>3.750</b>	<b>3</b>	<b>3</b>	<b>11</b>	<b>26</b>	<b>3</b>	<b>3</b>	<b>0</b>	<b>0</b>	<b>2</b>	<b>5</b>	<b>1</b>	<b>1</b>

### Dhurringile Targeted and Random General Drug Test Positives & Equivalents: 2019-2020



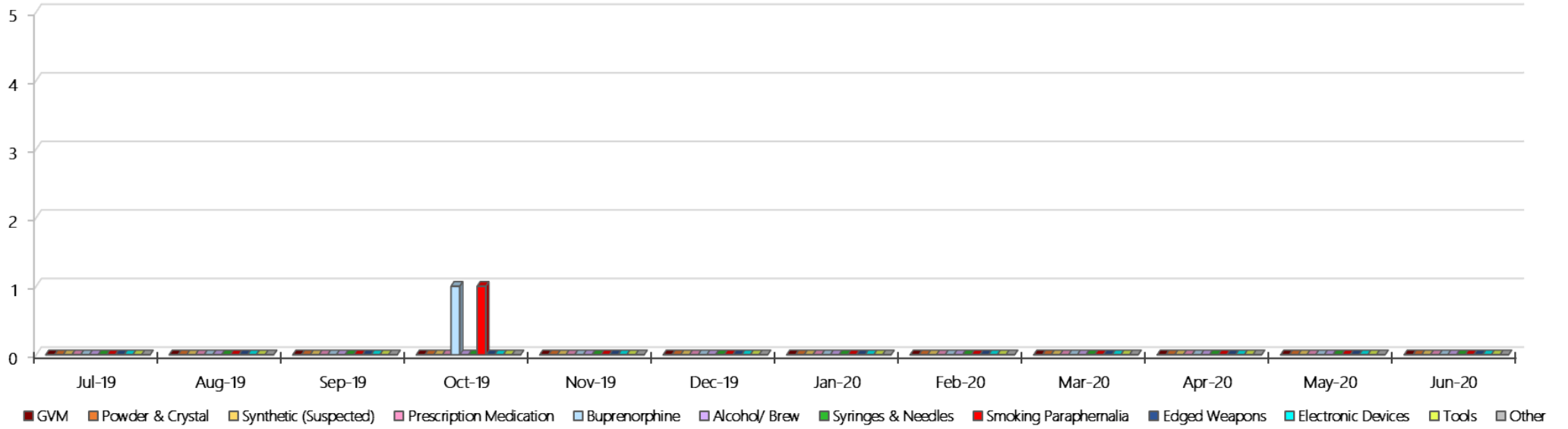
### Dhurringile Positive Test Results by Drug Type: 2019-2020

Dhurringile Positive Test Results By Drug Type: 2019-2020



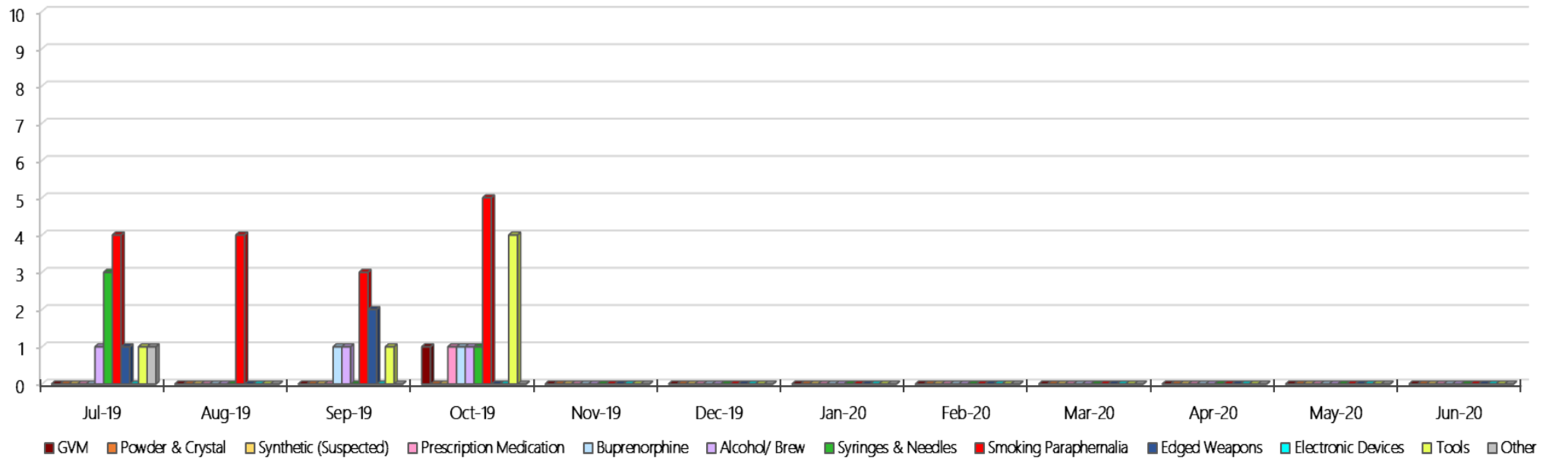
### Dhurringile Count of Visitor Seizure Finds: 2019-2020

Dhurringile Count of Visitor Seizure Finds :2019-2020



### Dhurringile Count of Prisoner Seizure Finds: 2019-2020

Dhurringile Count of Prisoner Seizure Finds: 2019-2020



## Langi Kal Kal Prison

### Targeted and Random General Drug Test Results: 2019-2020

Langi Kal Kal	Jul-19	Aug-19	Sep-19	Oct-19	Nov-19	Dec-19	Jan-20	Feb-20	Mar-20	Apr-20	May-20	Jun-20	Average	Totals
Effective Sample - Targeted	28	20	27	11									22	86
Targeted Positives	0	0	0	0									0	0
Refusal	0	0	0	0									0	0
Unable	0	0	0	0									0	0
Interfered	0	0	0	0									0	0
Adulterated	0	0	0	0									0	0
Targeted % Tested Positive	0.00%	0.00%	0.00%	0.00%									0.00%	0.00%
Awaiting / Pending Results	0	0	0	0									0	0
Targeted Residual	0	0	0	0									0	0
Random tests collected	55	46	59	47									52	207
Tested Positive	0	0	0	0									0	0
Refusal (guilty)	0	0	0	0									0	0
Unable (not guilty)	0	0	0	0									0	0
Unable (guilty)	0	0	0	0									0	0
Interfered (guilty)	0	0	0	0									0	0
No test (valid reason)	0	0	1	0									0	1
No test (no valid reason)	0	0	0	0									0	0
Adulterated	0	0	0	0									0	0
Awaiting / Pending Results	0	0	0	1									0	1
Random Residual (PIMS URAR030)	0	0	0	0									0	0
Effective Sample - Random General	55	46	59	47									52	207
% Tested positive	0.00%	0.00%	0.00%	0.00%									0.00%	
% Prisoner guilty, positive equivalent	0.00%	0.00%	0.00%	0.00%									0.00%	
% Total prisoner fails	0.00%	0.00%	0.00%	0.00%									0.00%	
% No test without valid reason	0.00%	0.00%	0.00%	0.00%									0.00%	
Random General Benchmark 1.50%	1.50%	1.50%	1.50%	1.50%	1.50%	1.50%	1.50%	1.50%	1.50%	1.50%	1.50%	1.50%	YTD	
% Failures for SDO	0.00%	0.00%	0.00%	0.00%									0.00%	

*Langi Kal Kal - Drugs Identified Through Testing by Drug Type: 2019-2020*

Langi Kal Kal	Amphetamines	Methamphetamines	Cocaine	Opiates	Benzodiazepines	Cannabinoids	Ethanol**	Methadone	ADP*	APS*	Steroids**	Buprenorphine	NOA*	Total
Jul-19	0	0	0	0	0	0	0	0	0	0	0	0	0	0
Aug-19	0	0	0	0	0	0	0	0	0	0	0	0	0	0
Sep-19	0	0	0	0	0	0	0	0	0	0	0	1	0	1
Oct-19	0	0	0	0	0	0	0	0	0	0	0	0	0	0
Nov-19														
Dec-19														
Jan-20														
Feb-20														
Mar-20														
Apr-20														
May-20														
Jun-20														
Langi Kal Kal YTD	0	0	0	0	0	0	0	0	0	0	0	1	0	1
All Prisons YTD	74	118	1	15	11	14	4	16	21	8	0	740	0	1022
Langi Kal Kal % of Total	0.00%	0.00%	0.00%	0.00%	0.00%	0.00%	0.00%	0.00%	0.00%	0.00%	0.00%	0.14%	0.00%	0.10%

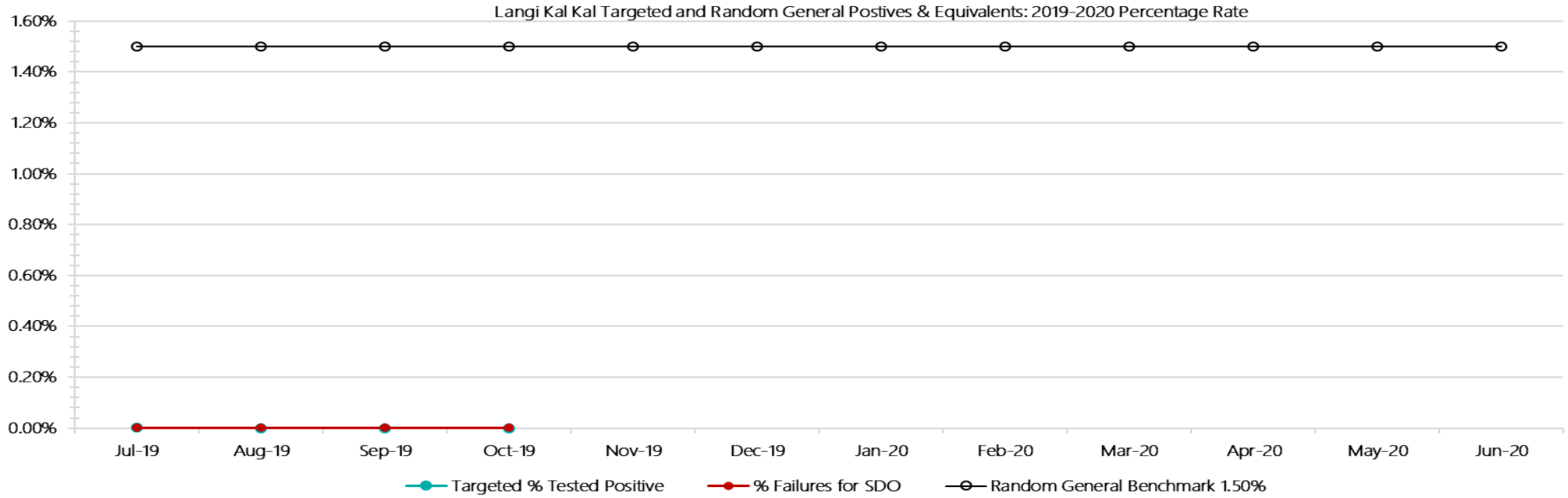
*Langi Kal Kal Seizures of Contraband: Visitors & Prisoners: 2019-2020*

Visitors	GVM		Powder & Crystal		Synthetic (Suspected)		Prescription Medication		Buprenorphine		Alcohol & Home Brew		Syringes & Needles		Smoking Paraphernalia		Edged Weapons		Electronic Devices		Tools		Other		
	LKK	Finds	Gms	Finds	Gms	Finds	Gms	Finds	Qty	Finds	Qty	Finds	Ltrs	Finds	Qty	Finds	Qty	Finds	Qty	Finds	Qty	Finds	Qty	Finds	Qty
Jul-19	0	0	0.00	0	0.00	0	0.00	0	0.00	0	0.00	0	0.000	0	0	0	0	0	0	0	0	0	0	0	0
Aug-19	0	0	0.00	0	0.00	0	0.00	0	0.00	0	0.00	0	0.000	0	0	0	0	0	0	0	0	0	0	0	0
Sep-19	0	0	0.00	0	0.00	0	0.00	0	0.00	0	0.00	0	0.000	0	0	0	0	0	0	0	0	0	0	0	0
Oct-19	0	0	0.00	0	0.00	0	0.00	0	0.00	0	0.00	0	0.000	0	0	0	0	0	0	0	0	0	0	0	0
Nov-19																									
Dec-19																									
Jan-20																									
Feb-20																									
Mar-20																									
Apr-20																									
May-20																									
Jun-20																									
Total	0	0	0.00	0	0.00	0	0.00	0	0.00	0	0.00	0	0.000	0	0	0	0	0	0	0	0	0	0	0	0

Prisoners	GVM		Powder & Crystal		Synthetic (Suspected)		Prescription Medication		Buprenorphine		Alcohol & Home Brew		Syringes & Needles		Smoking Paraphernalia		Edged Weapons		Electronic Devices		Tools		Other		
	LKK	Finds	Gms	Finds	Gms	Finds	Gms	Finds	Qty	Finds	Qty	Finds	Ltrs	Finds	Qty	Finds	Qty	Finds	Qty	Finds	Qty	Finds	Qty	Finds	Qty
Jul-19	0	0	0.00	0	0.00	0	0.00	0	0.00	0	0.00	0	0.000	0	0	0	0	1	2	0	0	1	1	1	1
Aug-19	0	0	0.00	0	0.00	0	0.00	0	0.00	0	0.00	0	0.000	0	0	0	0	0	0	0	0	0	0	0	0
Sep-19	0	0	0.00	0	0.00	0	0.00	0	0.00	0	0.00	0	0.000	0	0	0	0	0	0	0	0	0	1	1	
Oct-19	0	0	0.00	0	0.00	0	0.00	0	0.00	0	0.00	0	0.000	0	0	0	0	1	1	0	0	0	0	0	0
Nov-19																									
Dec-19																									
Jan-20																									
Feb-20																									
Mar-20																									
Apr-20																									
May-20																									
Jun-20																									
Total	0	0	0.00	0	0.00	0	0.00	0	0.00	0	0.00	0	0.000	0	0	0	0	1	2	0	0	1	1	2	2

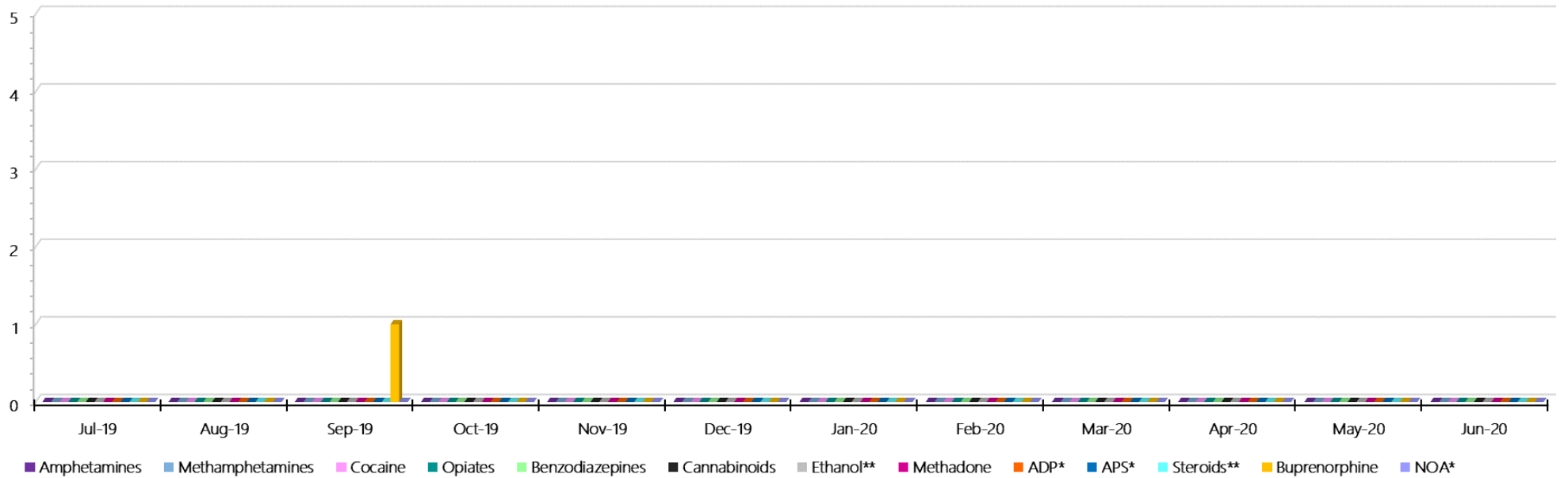


### Langi Kal Kal Targeted and Random General Drug Test Positives & Equivalents: 2019-2020



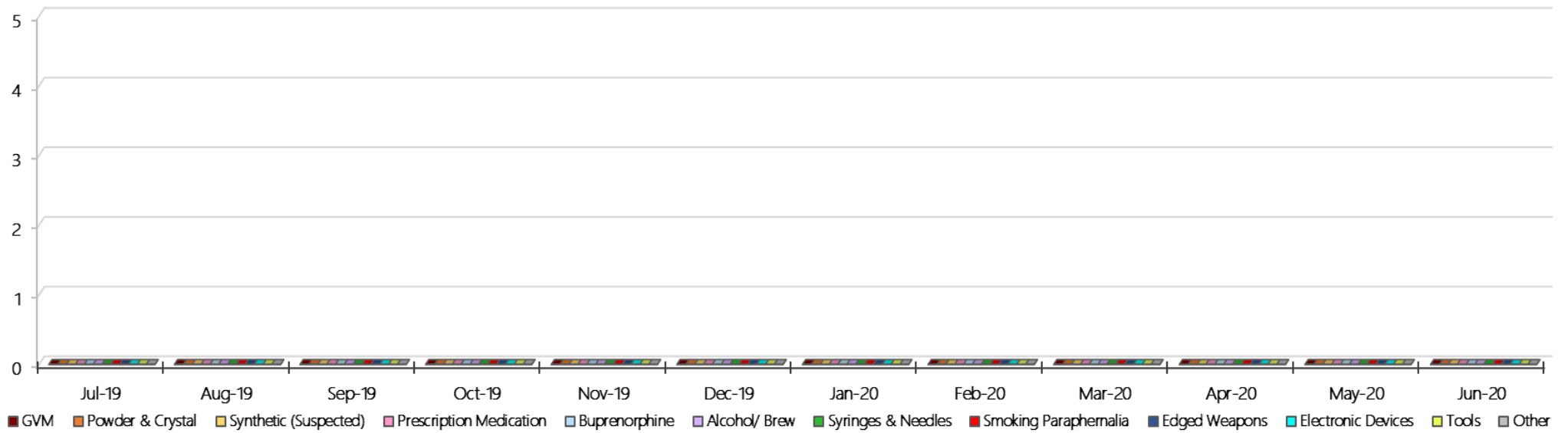
### Langi Kal Kal Positive Test Results by Drug Type: 2019-2020

Langi Kal Kal Positive Test Results By Drug Type: 2019-2020



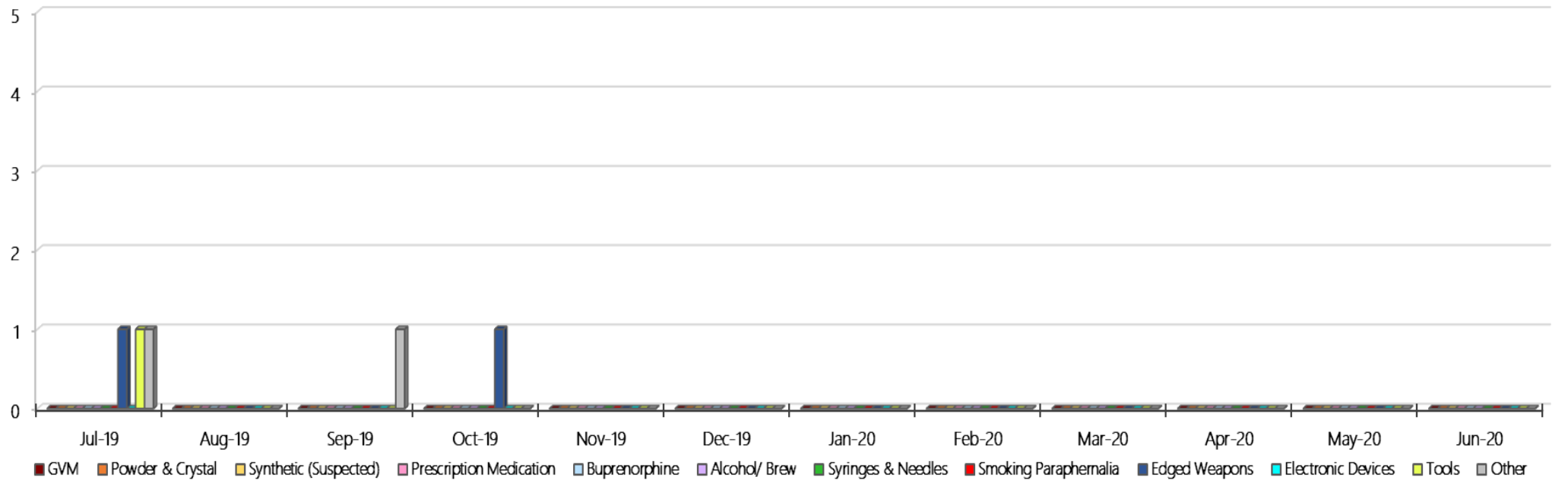
### Langi Kal Kal Count of Visitor Seizure Finds: 2019-2020

Langi Kal Kal Count of Visitor Seizure Finds: 2019-2020



### Langi Kal Kal Count of Prisoner Seizure Finds: 2019-2020

Langi Kal Kal Count of Prisoner Seizure Finds: 2019-2020



## Tarrengower Prison

### Targeted and Random General Drug Test Results: 2018-2019

Tarrengower	Jul-19	Aug-19	Sep-19	Oct-19	Nov-19	Dec-19	Jan-20	Feb-20	Mar-20	Apr-20	May-20	Jun-20	Average	Totals
Effective Sample - Targeted	7	3	3	1									4	14
Targeted Positives	0	0	0	0									0	0
Refusal	0	0	0	0									0	0
Unable	0	0	0	0									0	0
Interfered	0	0	0	0									0	0
Adulterated	0	0	0	0									0	0
Targeted % Tested Positive	0.00%	0.00%	0.00%	0.00%									0.00%	0.00%
Awaiting / Pending Results	0	0	0	0									0	0
Targeted Residual	0	0	0	0									0	0
Random tests collected	10	8	10	8									9	36
Tested Positive	0	0	0	0									0	0
Refusal (guilty)	0	0	0	0									0	0
Unable (not guilty)	0	0	0	0									0	0
Unable (guilty)	0	0	0	0									0	0
Interfered (guilty)	0	0	0	0									0	0
No test (valid reason)	0	0	0	0									0	0
No test (no valid reason)	0	0	0	0									0	0
Adulterated	0	0	0	0									0	0
Awaiting / Pending Results	0	0	0	0									0	0
Random Residual (PIMS URAR030)	0	0	0	0									0	0
Effective Sample - Random General	10	8	10	8									9	36
% Tested positive	0.00%	0.00%	0.00%	0.00%									0.00%	
% Prisoner guilty, positive equivalents	0.00%	0.00%	0.00%	0.00%									0.00%	
% Total prisoner fails	0.00%	0.00%	0.00%	0.00%									0.00%	
% No test without valid reason	0.00%	0.00%	0.00%	0.00%									0.00%	
Random General Benchmark 1.50%	1.50%	1.50%	1.50%	1.50%	1.50%	1.50%	1.50%	1.50%	1.50%	1.50%	1.50%	1.50%	YTD	
% Failures for SDO	0.00%	0.00%	0.00%	0.00%									0.00%	

*Tarrengower - Drugs Identified Through Testing by Drug Type: 2019-2020*

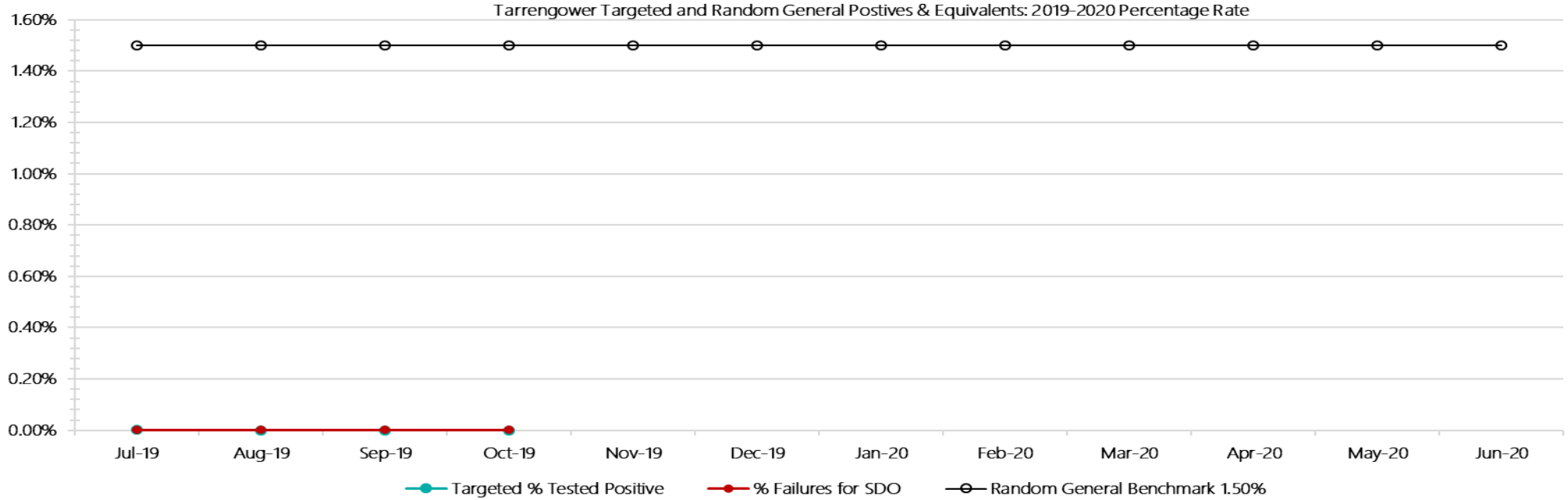
Tarrengower	Amphetamines	Methamphetamines	Cocaine	Opiates	Benzodiazepines	Cannabinoids	Ethanol**	Methadone	ADP*	APS*	Steroids**	Buprenorphine	NOA*	Total
Jul-19	0	0	0	0	0	0	0	0	0	0	0	0	0	0
Aug-19	0	0	0	0	0	0	0	0	0	0	0	0	0	0
Sep-19	0	0	0	0	0	0	0	0	0	0	0	0	0	0
Oct-19	0	0	0	0	0	0	0	0	0	0	0	0	0	0
Nov-19														
Dec-19														
Jan-20														
Feb-20														
Mar-20														
Apr-20														
May-20														
Jun-20														
Tarrengower YTD	0	0	0	0	0	0	0	0	0	0	0	0	0	0
All Prisons YTD	74	118	1	15	11	14	4	16	21	8	0	740	0	1022
Tarrengower % of Total	0.00%	0.00%	0.00%	0.00%	0.00%	0.00%	0.00%	0.00%	0.00%	0.00%	0.00%	0.00%	0.00%	0.00%

### Tarrengower Seizures of Contraband: Visitors & Prisoners: 2019-2020

Visitors	GVM		Powder & Crystal		Synthetic (Suspected)		Prescription Medication		Buprenorphine		Alcohol & Home Brew		Syringes		Smoking Paraphernalia		Edged Weapons		Electronic Devices		Tools		Other		
	T'gower	Finds	Gms	Finds	Gms	Finds	Gms	Finds	Qty	Finds	Qty	Finds	Ltrs	Finds	Qty	Finds	Qty	Finds	Qty	Finds	Qty	Finds	Qty	Finds	Qty
Jul-19	0	0.00	0	0.00	0	0.00	0	0.00	0	0.00	0	0.000	0	0	0	0	0	0	0	0	0	0	0	1	1
Aug-19	0	0.00	0	0.00	0	0.00	0	0.00	0	0.00	0	0.000	0	0	0	0	0	0	0	0	0	0	0	0	0
Sep-19	0	0.00	0	0.00	0	0.00	0	0.00	0	0.00	0	0.000	0	0	0	0	0	0	0	0	0	0	0	0	0
Oct-19	0	0.00	0	0.00	0	0.00	0	0.00	0	0.00	0	0.000	0	0	0	0	0	0	0	0	0	0	0	0	0
Nov-19																									
Dec-19																									
Jan-20																									
Feb-20																									
Mar-20																									
Apr-20																									
May-20																									
Jun-20																									
<b>Total</b>	<b>0</b>	<b>0.00</b>	<b>0</b>	<b>0.00</b>	<b>0</b>	<b>0.00</b>	<b>0</b>	<b>0.00</b>	<b>0</b>	<b>0.00</b>	<b>0</b>	<b>0.000</b>	<b>0</b>	<b>0</b>	<b>0</b>	<b>0</b>	<b>0</b>	<b>0</b>	<b>0</b>	<b>0</b>	<b>0</b>	<b>0</b>	<b>0</b>	<b>1</b>	<b>1</b>

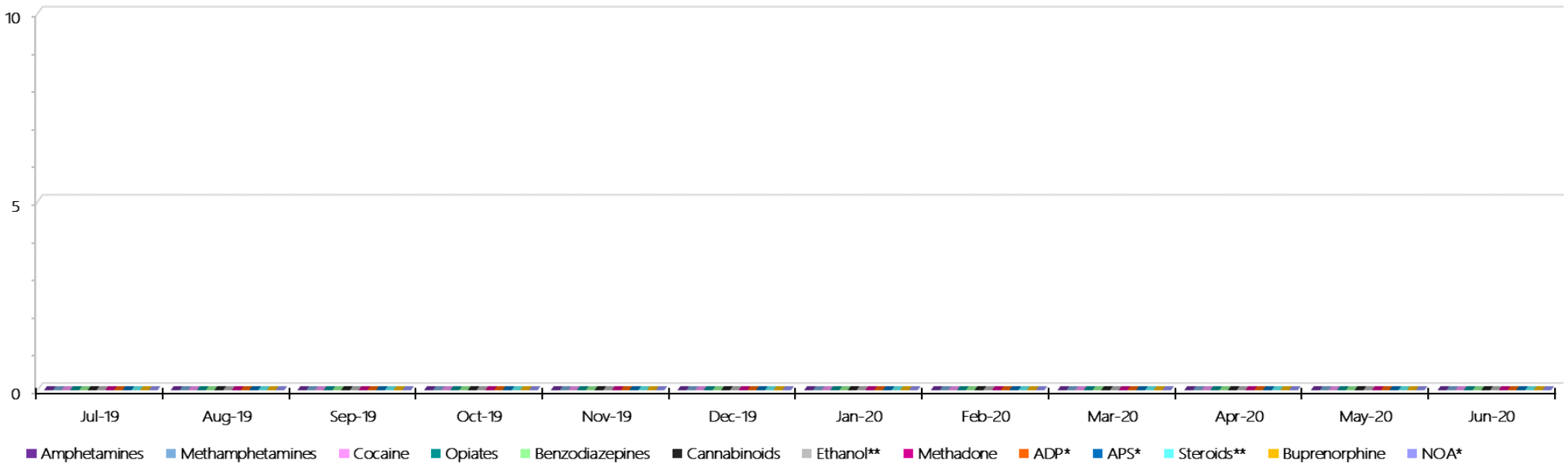
Prisoners	GVM		Powder & Crystal		Synthetic (Suspected)		Prescription Medication		Buprenorphine		Alcohol & Home Brew		Syringes		Smoking Paraphernalia		Edged Weapons		Electronic Devices		Tools		Other		
	T'gower	Finds	Gms	Finds	Gms	Finds	Gms	Finds	Qty	Finds	Qty	Finds	Ltrs	Finds	Qty	Finds	Qty	Finds	Qty	Finds	Qty	Finds	Qty	Finds	Qty
Jul-19	0	0.00	0	0.00	0	0.00	0	0.00	0	0.00	0	0.000	0	0	0	0	0	0	0	0	0	0	2	1.1	
Aug-19	0	0.00	0	0.00	0	0.00	0	0.00	0	0.00	0	0.000	0	0	0	0	0	0	0	0	0	0	0	0	0
Sep-19	0	0.00	0	0.00	0	0.00	1	2.00	0	0.00	0	0.000	0	0	0	0	0	0	0	0	0	0	0	0	0
Oct-19	0	0.00	0	0.00	0	0.00	1	3.00	0	0.00	0	0.000	0	0	0	0	0	0	0	0	0	0	0	0	0
Nov-19																									
Dec-19																									
Jan-20																									
Feb-20																									
Mar-20																									
Apr-20																									
May-20																									
Jun-20																									
<b>Total</b>	<b>0</b>	<b>0.00</b>	<b>0</b>	<b>0.00</b>	<b>0</b>	<b>0.00</b>	<b>1</b>	<b>2.00</b>	<b>0</b>	<b>0.00</b>	<b>0</b>	<b>0.000</b>	<b>0</b>	<b>0</b>	<b>0</b>	<b>0</b>	<b>0</b>	<b>0</b>	<b>0</b>	<b>0</b>	<b>0</b>	<b>0</b>	<b>2</b>	<b>1.1</b>	

### Tarrengower Targeted and Random General Drug Test Positives & Equivalents: 2019-2020



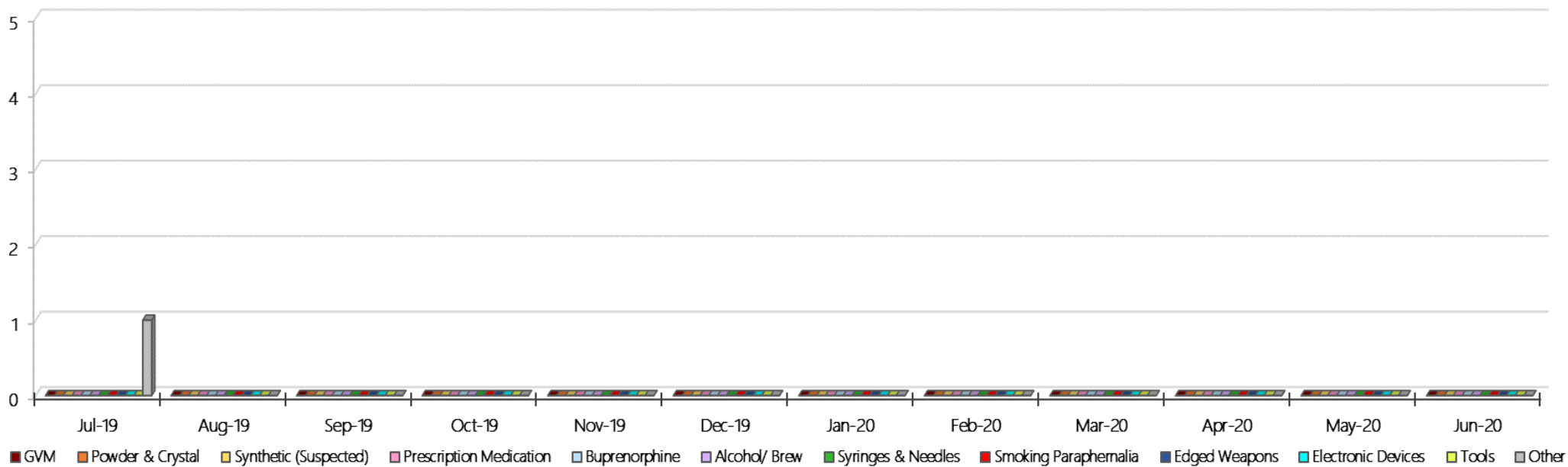
### Tarrengower Positive Test Results by Drug Type: 2019-2020

Tarrengower Positive Test Results By Drug Type: 2019-2020



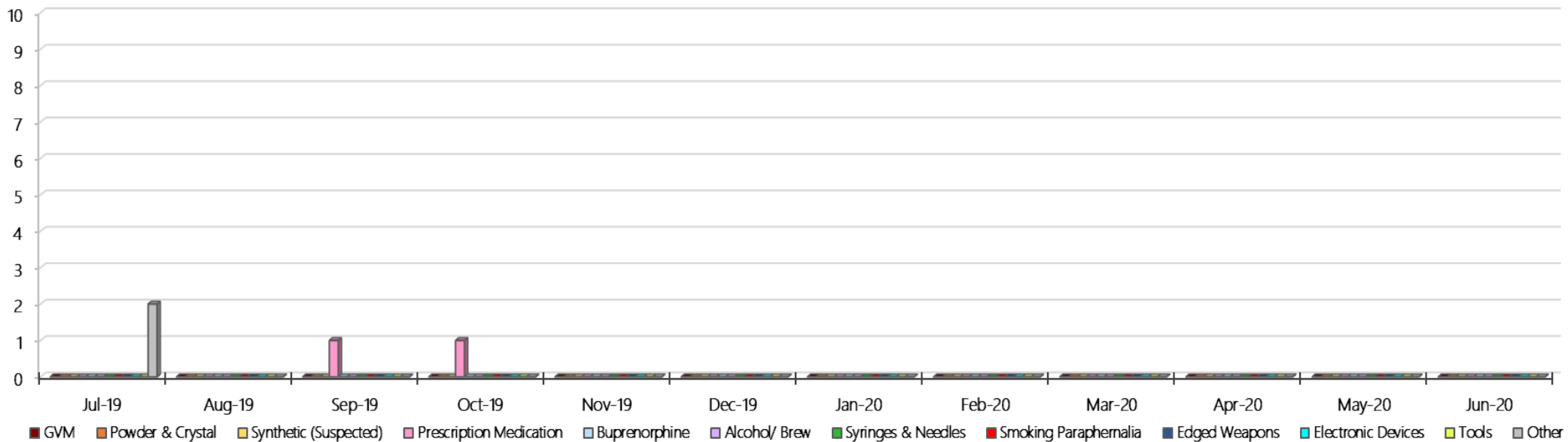
### Tarrengower Count of Visitor Seizure Finds: 2019-2020

Tarrengower Count of Visitor Seizure Finds: 2019-2020



### Tarrengower Count of Prisoner Seizure Finds: 2019-2020

Tarrengower Count of Prisoner Seizure Finds: 2019-2020



## Judy Lazarus Transition Centre Targeted and Random General Drug Test Results: 2019-2020

JLTC	Jul-19	Aug-19	Sep-19	Oct-19	Nov-19	Dec-19	Jan-20	Feb-20	Mar-20	Apr-20	May-20	Jun-20	Average	Totals
Effective Sample - Targeted	1	1	2	0									1	4
Targeted Positives	0	0	0	0									0	0
Refusal	0	0	0	0									0	0
Unable	0	0	0	0									0	0
Interfered	0	0	0	0									0	0
Adulterated	0	0	0	0									0	0
Targeted % Tested Positive	0.00%	0.00%	0.00%										0.00%	0.00%
Awaiting / Pending Results	0	0	0	0									0	0
Targeted Residual	0	0	0	0									0	0
Random tests collected	4	4	5	4									4	17
Tested Positive	0	0	0	1									0	1
Refusal (guilty)	0	0	0	0									0	0
Unable (not guilty)	0	0	0	0									0	0
Unable (guilty)	0	0	0	0									0	0
Interfered (guilty)	0	0	0	0									0	0
No test (valid reason)	1	0	0	0									0	1
No test (no valid reason)	0	0	0	0									0	0
Adulterated	0	0	0	0									0	0
Awaiting / Pending Results	0	0	0	0									0	0
Random Residual (PIMS URAR030)	0	0	0	0									0	0
Effective Sample - Random General	4	4	5	4									4	17
% Tested positive	0.00%	0.00%	0.00%	25.00%									6.25%	
% Prisoner guilty, positive equivalents	0.00%	0.00%	0.00%	0.00%									0.00%	
% Total prisoner fails	0.00%	0.00%	0.00%	25.00%									6.25%	
% No test without valid reason	0.00%	0.00%	0.00%	0.00%									0.00%	
Random General Benchmark 5.00%	3.50%	3.50%	3.50%	3.50%	3.50%	3.50%	3.50%	3.50%	3.50%	3.50%	3.50%	3.50%	YTD	
% Failures for SDO	0.00%	0.00%	0.00%	25.00%									5.88%	



*JLTC - Drugs Identified Through Testing by Drug Type: 2019-2020*

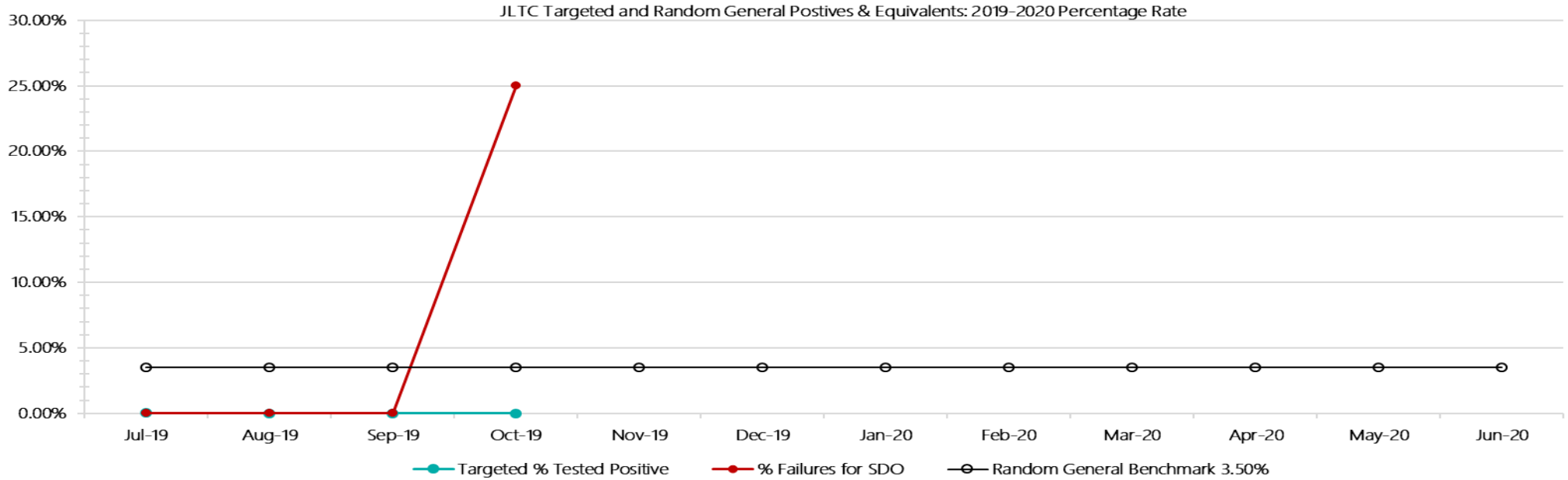
JLTC	Amphetamines	Methamphetamines	Cocaine	Opiates	Benzodiazepines	Cannabinoids	Ethanol**	Methodone	ADP*	APS*	Steroids**	Buprenorphine	NOA*	Total
Jul-19	0	0	0	0	0	0	0	0	0	0	0	0	0	0
Aug-19	0	0	0	0	0	0	0	0	0	0	0	0	0	0
Sep-19	0	0	0	0	0	0	0	0	0	0	0	0	0	0
Oct-19	1	1	1	0	0	0	0	0	0	0	0	1	0	4
Nov-19														
Dec-19														
Jan-20														
Feb-20														
Mar-20														
Apr-20														
May-20														
Jun-20														
<b>JLTC YTD</b>	<b>1</b>	<b>1</b>	<b>1</b>	<b>0</b>	<b>0</b>	<b>0</b>	<b>0</b>	<b>0</b>	<b>0</b>	<b>0</b>	<b>0</b>	<b>1</b>	<b>0</b>	<b>4</b>
<i>All Prisons YTD</i>	<i>74</i>	<i>118</i>	<i>1</i>	<i>15</i>	<i>11</i>	<i>14</i>	<i>4</i>	<i>16</i>	<i>21</i>	<i>8</i>	<i>0</i>	<i>740</i>	<i>0</i>	<i>1022</i>
<i>JLTC % of Total</i>	<i>1.35%</i>	<i>0.85%</i>	<i>100.00%</i>	<i>0.00%</i>	<i>0.00%</i>	<i>0.00%</i>	<i>0.00%</i>	<i>0.00%</i>	<i>0.00%</i>	<i>0.00%</i>	<i>0.00%</i>	<i>0.14%</i>	<i>0.00%</i>	<i>0.39%</i>

*JLTC Seizures of Contraband: Visitors & Prisoners: 2019-2020*

Visitors	GVM		Powder & Crystal		Synthetic (Suspected)		Prescription Medication		Buprenorphine		Alcohol & Home Brew		Syringes		Smoking Paraphernalia		Edged Weapons		Electronic Devices		Tools		Other	
	Finds	Gms	Finds	Gms	Finds	Gms	Finds	Qty	Finds	Qty	Finds	Ltrs	Finds	Qty	Finds	Qty	Finds	Qty	Finds	Qty	Finds	Qty	Finds	Qty
Jul-19	0	0.00	0	0.00	0	0.00	0	0.00	0	0.00	0	0.000	0	0	0	0	0	0	0	0	0	0	0	0
Aug-19	0	0.00	0	0.00	0	0.00	0	0.00	0	0.00	0	0.000	0	0	0	0	0	0	0	0	0	0	0	0
Sep-19	0	0.00	0	0.00	0	0.00	0	0.00	0	0.00	0	0.000	0	0	0	0	0	0	0	0	0	0	0	0
Oct-19	0	0.00	0	0.00	0	0.00	0	0.00	0	0.00	0	0.000	0	0	0	0	0	0	0	0	0	0	0	0
Nov-19																								
Dec-19																								
Jan-20																								
Feb-20																								
Mar-20																								
Apr-20																								
May-20																								
Jun-20																								
Total	0	0.00	0	0.00	0	0.00	0	0.00	0	0.00	0	0.000	0	0	0	0	0	0	0	0	0	0	0	0

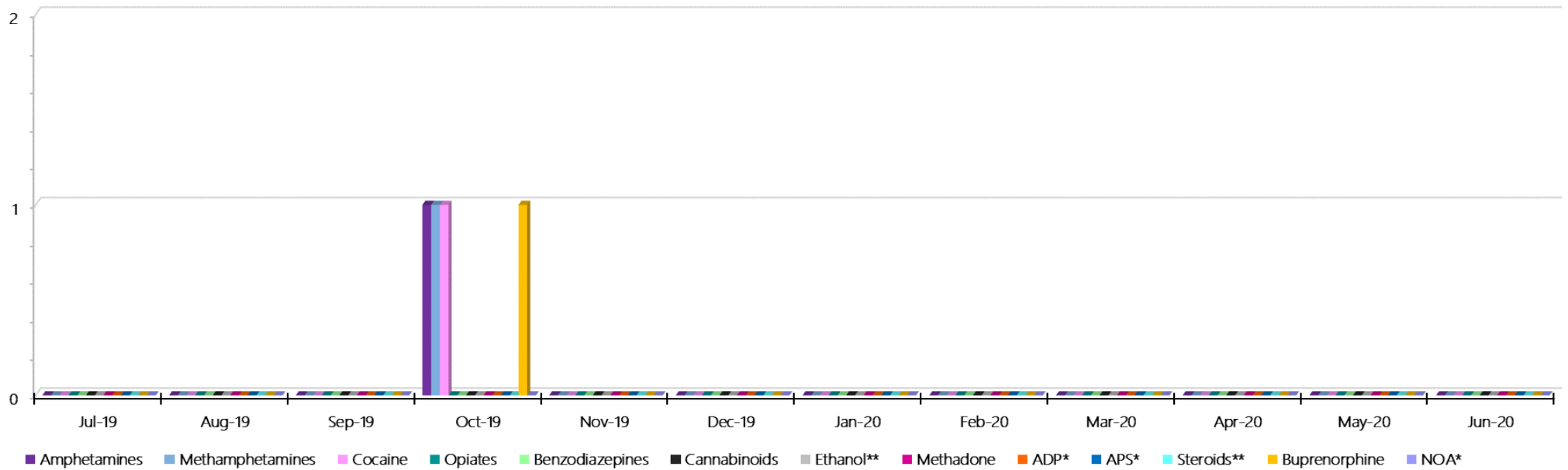
Prisoners	GVM		Powder & Crystal		Synthetic (Suspected)		Prescription Medication		Buprenorphine		Alcohol & Home Brew		Syringes		Smoking Paraphernalia		Edged Weapons		Electronic Devices		Tools		Other	
	Finds	Gms	Finds	Gms	Finds	Gms	Finds	Qty	Finds	Qty	Finds	Ltrs	Finds	Qty	Finds	Qty	Finds	Qty	Finds	Qty	Finds	Qty	Finds	Qty
Jul-19	0	0.00	0	0.00	0	0.00	1	18.00	0	0.00	0	0.000	0	0	0	0	0	0	0	0	0	0	0	0
Aug-19	0	0	0	0	0	0	1	6	0	0	0	0	0	0	1	4	0	0	0	0	0	0	0	0
Sep-19	0	0	0	0	0	0	0	0	0	0	0	0	0	0	0	0	0	0	0	0	0	0	0	0
Oct-19	0	0	0	0	0	0	0	0	1	2	0	0	0	0	1	2	0	0	0	0	1	2	1	1
Nov-19																								
Dec-19																								
Jan-20																								
Feb-20																								
Mar-20																								
Apr-20																								
May-20																								
Jun-20																								
Total	0	0.00	0	0.00	0	0.00	2	24.00	0	0.00	0	0.000	0	0	1	4	0	0	0	0	0	0	0	0

### JLTC Targeted and Random General Drug Test Positives & Equivalents: 2019-2020



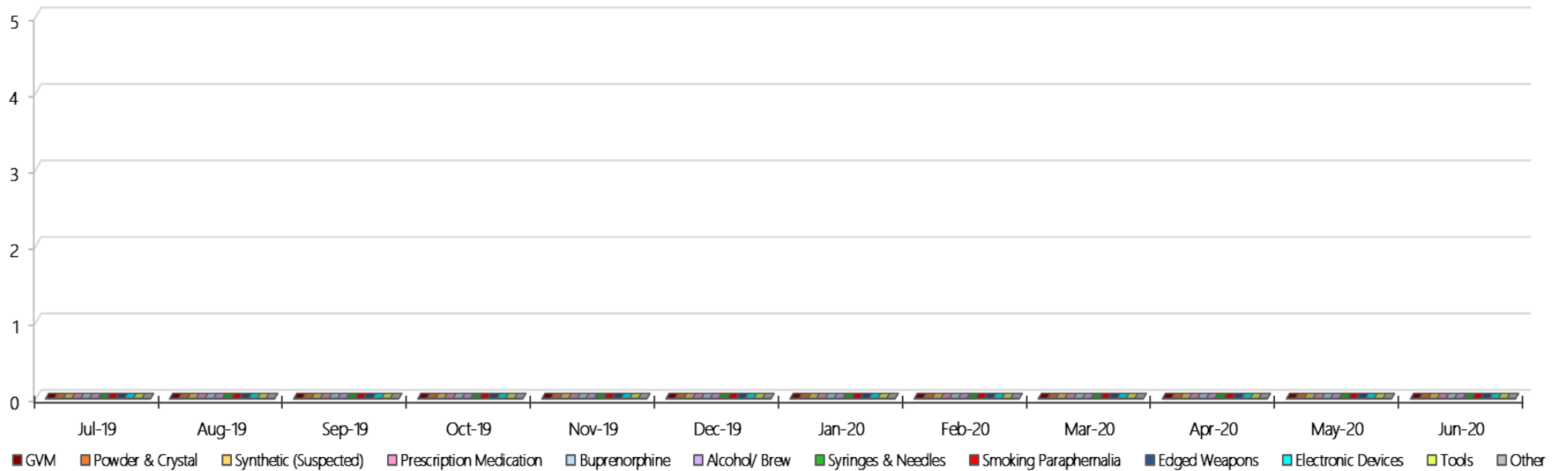
### JLTC Positive Test Results by Drug Type: 2019-2020

JLTC Positive Test Results By Drug Type: 2019-2020



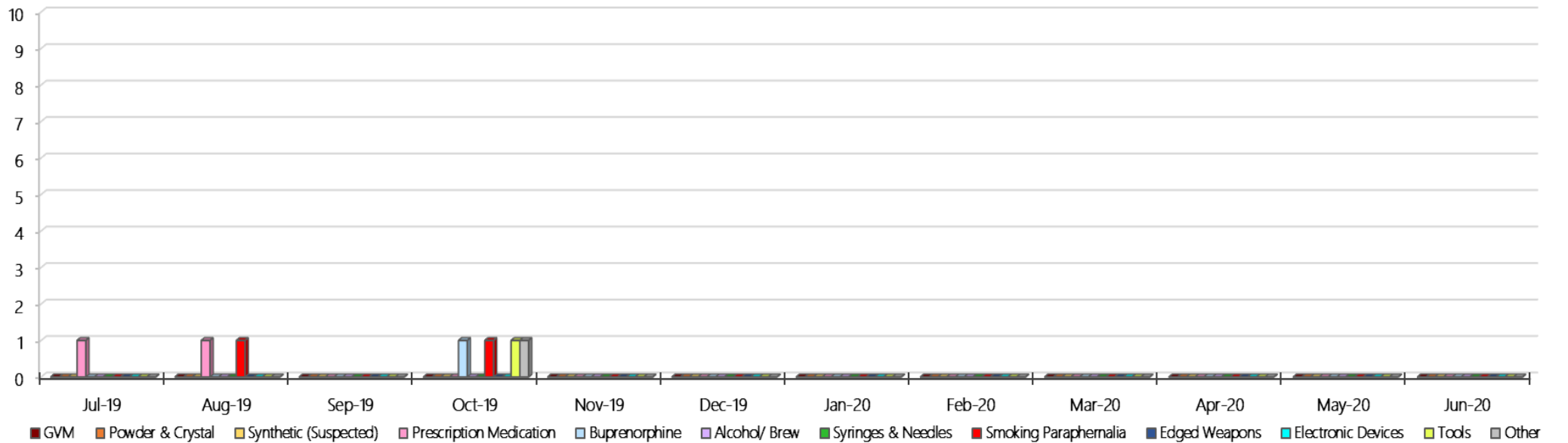
### JLTC Count of Visitor Seizure Finds: 2019-2020

JLTC Count of Visitor Seizure Finds: 2019-2020



### JLTC Count of Prisoner Seizure Finds: 2019-2020

JLTC Count of Prisoner Seizure Finds: 2019-2020



- PAGE LEFT BLANK INTENTIONALLY -