

Corrections Victoria

2019 - 2020

Drugs in Victorian Prisons Report

November 2019

Report on Prohibited Drug Use and
Contraband Seized in Victorian Prisons

The System Performance Branch produces the Drugs in Victorian Prisons Report (DIVPR) each month to provide data pertaining to drug use – both illicit use and prescription misuse - and contraband seizures in Victorian prisons. The report is provided on a monthly basis, and is made available to selected stakeholders, such as the Assistant Commissioner Security and Intelligence Division, Deputy Commissioner Operations, General Manager Security and Emergency Services Group, General Manager Corrections Victoria Intelligence Unit, and Prison General Managers and Regional Directors. The report is designed to provide information for consideration of action, including the deployment of resources to detect and reduce drugs in Victorian prisons.

The DIVPR specifically compiles and presents data in the following areas:

- drug test results for Random General and Targeted testing,
- types of drugs identified through drug testing,
- seizures of contraband from visitors and prisoners

The first section of the DIVPR provides a statewide overview of the above data, with the second section providing location specific data. In a bid to include details of all drug test results from the preceding month, compilation does not commence until after the 15th day of the following month. Information is provided by Prison Intelligence Units (seizures), the Drug Strategy Support Team (drug metabolite breakdowns), as well as the Monitoring, Standards and Reporting Unit (Random General – SDO8 data).

There has been an amendment to the seizure category of “Syringes”, which has been renamed to “Syringes & Needles”, to capture needles modified for drug use.

As part of the commitment to reducing the volume of strip searches in the women's prisons, Corrections Victoria has implemented a 12-month trial of saliva testing, which commenced in March 2019. The trial has replaced the majority of urine testing with an initial saliva test at Dame Phyllis Frost Centre and Tarrengower Prison. Due to the need for confirmatory testing, any prisoner returning a positive result on a saliva swab will be directed to complete a urine test.

As of February 2019, Corrections Victoria amended its data reporting process relating to the types of drugs detected within the prison system to more efficiently report on Methamphetamines. Whilst the number of Methamphetamine positives is accurate, the number of Amphetamine positives may be over represented. This is due to Methamphetamine positives coming from the drug 'ICE' and Amphetamines also being present in the majority of these positives due to the way the drug is manufactured and how it metabolises within the body.

Table of Contents

STATEWIDE OVERVIEW	5
Drug Test Results: 2019-2020.....	5
Targeted and Random General Drug Test Positives & Equivalents: 2019-2020.....	8
Location Muster against Drug Tests Collected and % Positive.....	9
DRUGS IDENTIFIED THROUGH DRUG TESTING	10
Positive Drug Test Results by Drug Type per Prison Location: November 2019.....	10
Graph of Positive Drug Test Results: Drug Type by Prison: November 2019	11
Year to Date Comparison - Current Financial Year and Previous Financial Years	12
Breakdown of Amphetamine & Opiate Drug Groups by Metabolite – 2019-2020.....	13
Positive by Location: YTD 2019-2020	14
Percentage Positive by Location: YTD 2019-2020	15
Visitors – November 2019.....	16
Graphs of Seizures of Contraband: Visitors – November 2019 & YTD 2019-2020.....	18
Graphs of Seizures of Contraband: Prisoners – November 2019 & YTD 2019-2020	21
LOCATION SPECIFIC RESULTS	22
Barwon Prison.....	23
Melbourne Assessment Prison.....	28
Metropolitan Remand Centre	33
Port Phillip Prison	38
Dame Phyllis Frost Centre	43
Fulham Correctional Centre	48
Hopkins Correctional Centre.....	53

Karreenga (annex of Marngoneet)	58
Marngoneet Correctional Centre.....	63
Loddon Prison	68
Middleton (annex of Loddon)	73
Ravenhall Correctional Centre	78
Beechworth Correctional Centre.....	83
Dhurringile Prison.....	88
Langi Kal Kal Prison	93
Tarngower Prison.....	98
Judy Lazarus Transition Centre	103

STATEWIDE OVERVIEW

Drug Test Results: 2019-2020

Random General Positive Rate

As at 16 December 2019, the number of Random General drug test samples collected in November was 854, of which 4.92% were positive. This is in comparison to the previous month, whereby 857 Random General tests were collected, of which 4.78% were positive.

- The following locations exceeded their Random General benchmark for the month of November 2019:
 - Dhurringile Prison,
 - Fulham Correctional Centre,
 - Loddon Prison,
 - Ravenhall Correctional Centre, and
 - Metropolitan Remand Centre.
- The 2019-2020 Random General positive rate across all locations is 4.83%, with the following locations exceeding their benchmark for the year:
 - Barwon Prison,
 - Loddon Prison,
 - Judy Lazurus Transition Centre,
 - Marngoneet Correctional Centre, and
 - Metropolitan Remand Centre.

Targeted Positive Rate

The number of Targeted drug tests collected in November was 1,795 of which 11.14% were positive.

This is in comparison to the previous month, whereby 1,915 Targeted drug tests were collected, of which 10.44% were positive.

- The following locations had the highest Targeted positive rates for the month of November 2019:
 - Hopkins Correctional Centre, and
 - Tarrengower prison.

The 2019-2020 Targeted positive rate for all locations is 9.45%, with the following locations having the highest Targeted positive rates for the year:

- Barwon Prison,
- Hopkins Correctional Centre, and
- Metropolitan Remand Centre.

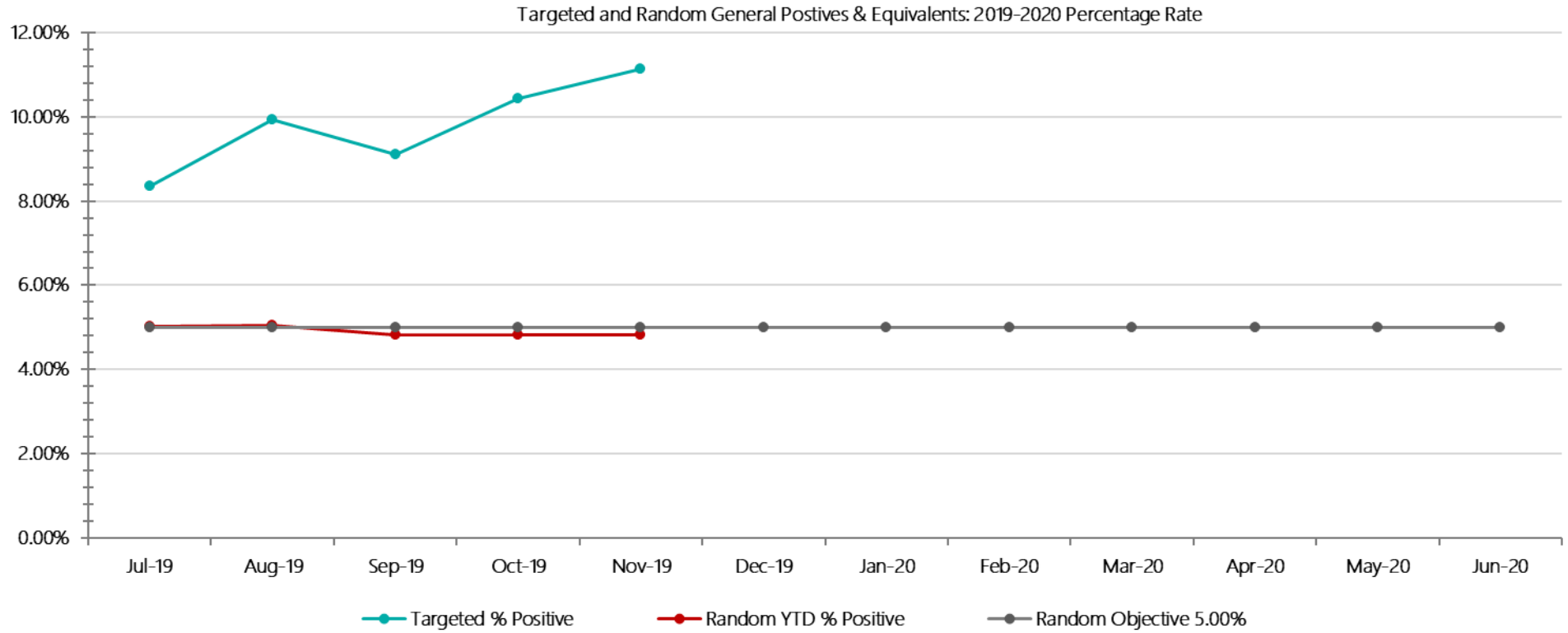
Targeted testing is used by intelligence officers to identify and intervene in use, and a high positive rate may therefore indicate well directed intelligence.

Note: The Commissioner defines a Random General positive as positives, refusals, and unables found guilty at a GMDH, as well as interfered and adulterated results. Random General data is provided by the Monitoring, Standards and Reporting Unit, with adjustments reflected in the following reporting month. November data provided 16 December 2019.

Targeted and Positive Results by Drug Type are retrieved from PIMS by the System Performance Branch. November data provided 16 December 2019.

TARGETED	Jul-19	Aug-19	Sep-19	Oct-19	Nov-19	Dec-19	Jan-20	Feb-20	Mar-20	Apr-20	May-20	Jun-20	YTD Av.
Barwon	14.77%	14.72%	16.98%	17.56%	14.56%								15.64%
MAP	7.06%	7.78%	6.35%	9.46%	5.63%								7.31%
MRC	8.70%	21.17%	11.26%	17.22%	15.30%								14.56%
PPP	9.97%	13.70%	16.41%	8.77%	13.03%								12.15%
DPFC	18.18%	4.44%	4.46%	12.00%	10.00%								9.23%
Fulham	9.82%	10.29%	6.37%	13.71%	10.36%								10.08%
Hopkins	13.64%	14.29%	0.00%	18.75%	29.03%								17.98%
Karreenga	11.36%	9.76%	13.04%	14.71%	12.50%								12.05%
Margoneet	2.86%	4.62%	13.43%	22.02%	14.02%								11.92%
Loddon	10.98%	6.85%	16.67%	4.62%	11.86%								10.26%
Middleton	5.56%	13.95%	5.56%	6.12%	6.00%								7.33%
Ravenhall	5.60%	7.28%	6.25%	6.98%	9.25%								7.10%
Beechworth	0.00%	0.00%	2.63%	0.00%	0.00%								0.54%
Dhurringile	5.38%	2.22%	2.56%	2.59%	1.56%								3.09%
Langi Kal Kal	0.00%	0.00%	0.00%	0.00%	0.00%								0.00%
Tarrengower	0.00%	0.00%	0.00%	0.00%	100.00%								6.67%
JLTC	0.00%	0.00%	0.00%	0.00%	0.00%								0.00%
Targeted % Positive	8.34%	9.94%	9.10%	10.44%	11.14%								9.80%
RANDOM - Benchmark	Jul-19	Aug-19	Sep-19	Oct-19	Nov-19	Dec-19	Jan-20	Feb-20	Mar-20	Apr-20	May-20	Jun-20	YTD
Barwon - 8.00%	13.56%	8.70%	8.33%	14.58%	4.17%								9.96%
MAP - 8.00%	3.33%	5.26%	6.25%	9.52%	0.00%								4.76%
MRC - 7.00%	14.29%	15.74%	7.94%	8.08%	11.76%								11.62%
PPP	6.25%	9.43%	6.56%	1.96%	9.62%								6.76%
DPFC - 7.25%	0.00%	0.00%	1.41%	3.39%	0.00%								0.92%
Fulham	0.00%	0.00%	2.70%	0.00%	8.33%								2.13%
Hopkins - 3.50%	1.87%	1.18%	3.64%	5.49%	2.22%								2.90%
Karreenga - 3.50%	4.55%	8.57%	0.00%	0.00%	0.00%								2.58%
Margoneet - 6.50%	3.85%	7.81%	7.59%	11.48%	4.76%								6.96%
Loddon - 5.00%	8.33%	6.25%	10.00%	6.12%	6.38%								7.58%
Middleton - 4.00%	0.00%	3.13%	2.63%	0.00%	0.00%								1.20%
Ravenhall	5.14%	2.74%	3.37%	2.72%	6.43%								4.07%
Beechworth - 1.80%	0.00%	0.00%	0.00%	0.00%	0.00%								0.00%
Dhurringile - 3.50%	2.94%	0.00%	0.00%	3.57%	3.57%								1.96%
Langi Kal Kal - 1.50%	0.00%	0.00%	0.00%	0.00%	0.00%								0.00%
Tarrengower - 1.50%	0.00%	0.00%	0.00%	0.00%	0.00%								0.00%
JLTC - 3.50%	0.00%	0.00%	0.00%	25.00%	0.00%								4.76%
Random % Positive	5.03%	5.07%	4.39%	4.78%	4.92%								
Random YTD % Positive	5.03%	5.05%	4.82%	4.81%	4.83%								4.83%
Random Objective 5.00%	5.00%	5.00%	5.00%	5.00%	5.00%	5.00%	5.00%	5.00%	5.00%	5.00%	5.00%	5.00%	

Graph of Targeted and Random General Drug Test Positives & Equivalents 2019-2020



Targeted and Random General Drug Test Positives & Equivalents: 2019-2020

Corrections Victoria	Jul-19	Aug-19	Sep-19	Oct-19	Nov-19	Dec-19	Jan-20	Feb-20	Mar-20	Apr-20	May-20	Jun-20	YTD Average	YTD Totals
Targeted - Tests Collected	1,857	1,780	1,714	1,915	1,790								1,811	9,056
Tested Positive	127	148	123	159	162								144	719
Refusal	13	12	20	15	19								16	79
Unable - Guilty	12	16	10	22	19								16	79
Interfered	1	0	0	0	0								0	1
Adulterated	2	1	3	4	0								2	10
Awaiting / Pending Results	1	0	0	0	5								1	6
Targeted - Effective Sample	1,858	1,780	1,714	1,915	1,795								1,812	9,062
Targeted % Positives and Equivalents	8.34%	9.94%	9.10%	10.44%	11.14%								9.80%	9.80%
Random General - Tests Collected	1,056	857	1,054	852	848								933	4,667
Tested Positive	37	33	31	34	36								34	171
Refusal	7	4	5	2	3								4	21
Unable - Guilty	9	5	9	3	3								6	29
Interfered	0	0	0	0	0								0	0
No test - No Valid Reason	1	1	2	0	0								1	4
Adulterated	0	1	0	2	0								1	3
Awaiting / Pending Results	0	0	0	0	4								1	4
Random General - Effective Sample	1,073	867	1,070	857	854								944	4,721
SDO8 Positives & Equivalents	54	44	47	41	42	0	0	0	0	0	0	0	19	228
% Failures for SDO8 - Monthly	5.03%	5.07%	4.39%	4.78%	4.92%								2.01%	
% Failures for SDO8 - YTD	5.03%	5.05%	4.82%	4.81%	4.83%									4.83%
Random Objective 5.00%	5.00%	5.00%	5.00%	5.00%	5.00%	5.00%	5.00%	5.00%	5.00%	5.00%	5.00%	5.00%		

Location Muster against Drug Tests Collected and % Positive

This data compares the number of Targeted and Random General tests collected and the percentage of the prison population tested for the month in comparison to the previous month.

It further provides the percentage of positives for both the Targeted and Random General urinalysis testing regimes.

November 2019 - Location Muster Against Tests Collected Targeted & Random General										October 2019 - Location Muster Against Tests Collected Targeted & Random General				
Location	Average Monthly Muster	Targeted				Random General				Average Monthly Muster	Targeted		Random General	
		Targeted Tests Collected	% of Population	% Positive	Average No. of Tests YTD	Random General Tests Collected	% of Population	% Positive	Average No. of Tests YTD		Targeted Tests Collected	% Positive	Random General Tests Collected	% Positive
Barwon	394	103	26.14%	14.56%	652	48	12.18%	4.17%	254	404	131	17.56%	48	14.58%
MAP	243	71	29.22%	5.63%	383	24	9.88%	0.00%	122	215	74	9.46%	20	9.52%
MRC	883	183	20.72%	15.30%	783	98	11.10%	11.76%	551	868	151	17.22%	97	8.08%
PPP	975	307	31.49%	13.03%	1,514	51	5.23%	9.62%	279	975	342	8.77%	51	1.96%
DPFC	469	160	34.12%	10.00%	542	58	12.37%	0.00%	324	471	125	12.00%	59	3.39%
Fulham	849	193	22.73%	10.36%	1,022	60	7.07%	8.33%	327	846	197	13.71%	57	0.00%
Hopkins	762	31	4.07%	29.03%	89	90	11.81%	2.22%	481	749	16	18.75%	91	5.49%
Karreenga	280	24	8.57%	12.50%	166	36	12.86%	0.00%	191	277	34	14.71%	36	0.00%
Marngoneet	524	107	20.42%	14.02%	453	63	12.02%	4.76%	335	529	109	22.02%	59	11.48%
Loddon	397	59	14.86%	11.86%	351	47	11.84%	6.38%	264	396	65	4.62%	49	6.12%
Middleton	233	50	21.46%	6.00%	232	30	12.88%	0.00%	166	224	49	6.12%	27	0.00%
Ravenhall	1210	411	33.97%	9.25%	2,056	139	11.49%	6.43%	779	1,216	444	6.98%	147	2.72%
Beechworth	188	20	10.64%	0.00%	186	24	12.77%	0.00%	129	181	50	0.00%	24	0.00%
Dhurringile	223	64	28.70%	1.56%	517	28	12.56%	3.57%	153	220	116	2.59%	28	3.57%
Langi Kal Kal	352	9	2.56%	0.00%	95	42	11.93%	0.00%	250	375	11	0.00%	48	0.00%
Tarngower	62	1	1.61%	100.00%	15	6	9.68%	0.00%	41	62	1	0.00%	7	0.00%
JLTC	21	2	9.52%	0.00%	6	4	19.05%	0.00%	21	22	0	0.00%	4	25.00%
	8,065	1,795				848				8,030	1,915		852	

Drugs Identified Through Drug Testing

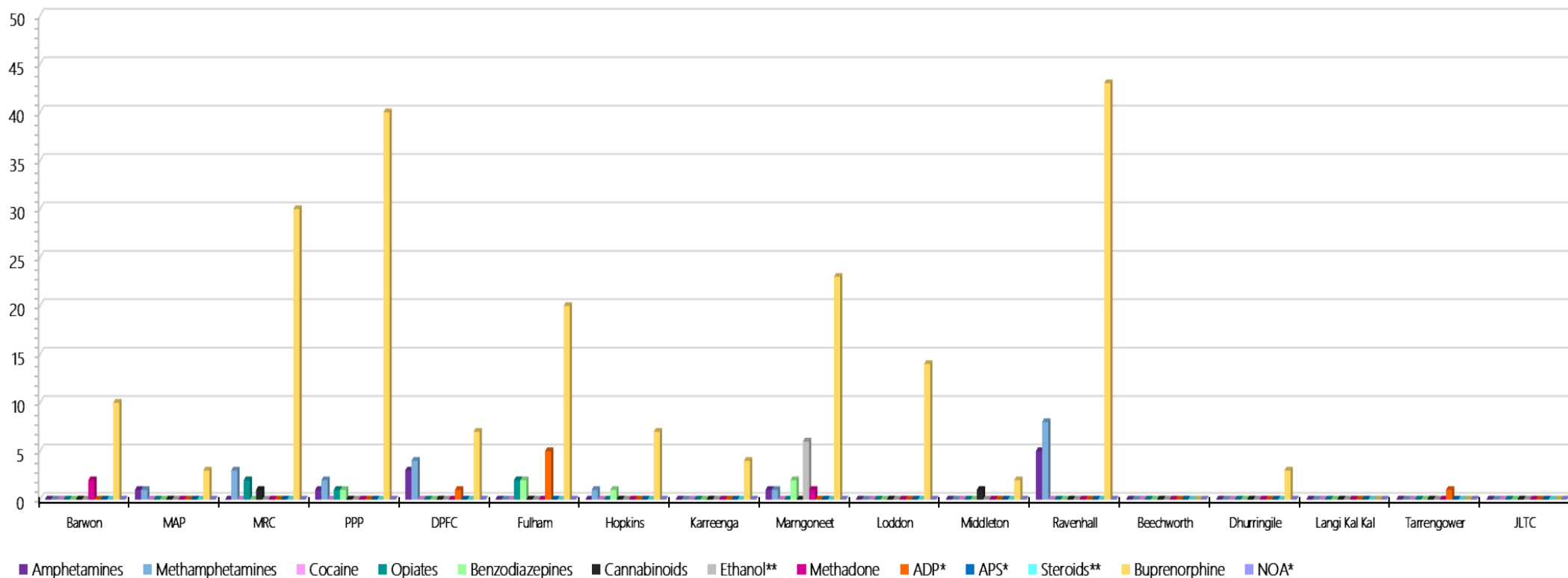
Positive Drug Test Results by Drug Type per Prison Location: November 2019

Nov-19	Amphetamines	Methamphetamines	Cocaine	Opiates	Benzodiazepines	Cannabinoids	Ethanol**	Methadone	ADP*	APS*	Steroids**	Buprenorphine	NOA*	Total
Barwon	0	0	0	0	0	0	0	2	0	0	0	10	0	12
MAP	1	1	0	0	0	0	0	0	0	0	0	3	0	5
MRC	0	3	0	2	0	1	0	0	0	0	0	30	0	36
PPP	1	2	0	1	1	0	0	0	0	0	0	40	0	45
DPFC	3	4	0	0	0	0	0	0	1	0	0	7	0	15
Fulham	0	0	0	2	2	0	0	0	5	0	0	20	0	29
Hopkins	0	1	0	0	1	0	0	0	0	0	0	7	0	9
Karreenga	0	0	0	0	0	0	0	0	0	0	0	4	0	4
Margoneet	1	1	0	0	2	0	6	1	0	0	0	23	0	34
Loddon	0	0	0	0	0	0	0	0	0	0	0	14	0	14
Middleton	0	0	0	0	0	1	0	0	0	0	0	2	0	3
Ravenhall	5	8	0	0	0	0	0	0	0	0	0	43	0	56
Beechworth	0	0	0	0	0	0	0	0	0	0	0	0	0	0
Dhurringile	0	0	0	0	0	0	0	0	0	0	0	3	0	3
Langi Kal Kal	0	0	0	0	0	0	0	0	0	0	0	0	0	0
Tarrengower	0	0	0	0	0	0	0	0	1	0	0	0	0	1
JLTC	0	0	0	0	0	0	0	0	0	0	0	0	0	0
Total	11	20	0	5	6	2	6	3	7	0	0	206	0	266
%	4.14	7.52	0.00	1.88	2.26	0.75	2.26	1.13	2.63	0.00	0.00	77.44	0.00	100.00
<i>PM Total</i>	<i>24</i>	<i>36</i>	<i>1</i>	<i>2</i>	<i>4</i>	<i>5</i>	<i>0</i>	<i>3</i>	<i>6</i>	<i>4</i>	<i>0</i>	<i>205</i>	<i>0</i>	<i>290</i>
<i>PM %</i>	<i>8.28</i>	<i>12.41</i>	<i>0.34</i>	<i>0.69</i>	<i>1.38</i>	<i>1.72</i>	<i>0.00</i>	<i>1.03</i>	<i>2.07</i>	<i>1.38</i>	<i>0.00</i>	<i>70.69</i>	<i>0.00</i>	<i>100.00</i>

ADP, APS* & NOA* medication only included on standard testing panel for particular private prisons – remaining prisons can request inclusion
Ethanol** & Steroids** – tested upon request*

Graph of Positive Drug Test Results: Drug Type by Prison: November 2019

Positive Urinalysis Results By Drug Type Per Prison Location: November 19



ADP, APS* & NOA* medication only included on standard testing panel for particular private prisons – remaining prisons can request inclusion
Ethanol** & Steroids** – tested upon request*

Drugs Identified Through Drug Testing

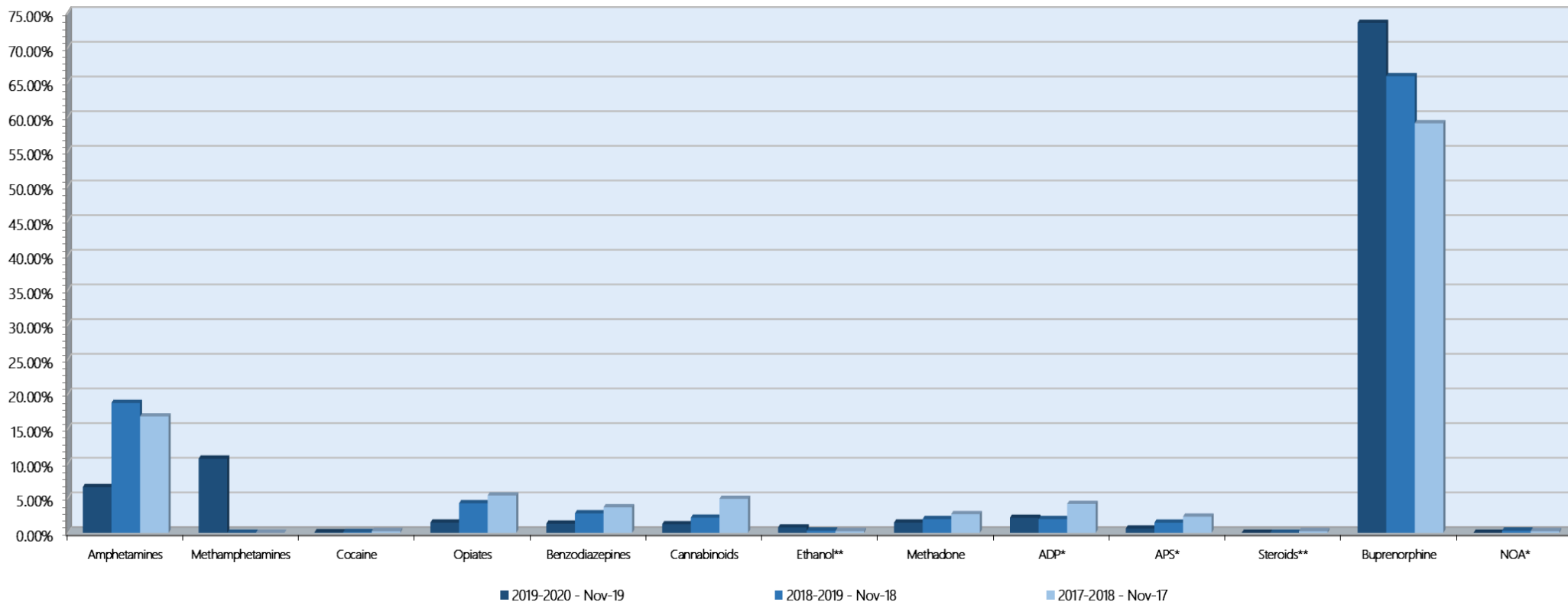
Year to Date Comparison - Current Financial Year and Previous Financial Years

Positive by Drug Type	Amphetamines	Methamphetamines	Cocaine	Opiates	Benzodiazepines	Cannabinoids	Ethanol**	Methadone	ADP*	APS*	Steroids**	Buprenorphine	NOA*	Total
2019-2020 - Nov-19	85	138	1	19	17	16	10	19	28	8	0	949	0	1290
2018-2019 - Nov-18	180	0	1	41	27	21	3	19	19	14	0	633	3	961
2017-2018 - Nov-17	137	0	2	44	30	40	2	22	34	19	2	482	2	816

% Positive by Drug Type	Amphetamines	Methamphetamines	Cocaine	Opiates	Benzodiazepines	Cannabinoids	Ethanol**	Methadone	ADP*	APS*	Steroids**	Buprenorphine	NOA*	Total
2019-2020 - Nov-19	6.59%	10.70%	0.08%	1.47%	1.32%	1.24%	0.78%	1.47%	2.17%	0.62%	0.00%	73.57%	0.00%	100.00%
2018-2019 - Nov-18	18.73%	0.00%	0.10%	4.27%	2.81%	2.19%	0.31%	1.98%	1.98%	1.46%	0.00%	65.87%	0.31%	100.00%
2017-2018 - Nov-17	16.79%	0.00%	0.25%	5.39%	3.68%	4.90%	0.25%	2.70%	4.17%	2.33%	0.25%	59.07%	0.25%	100.00%

ADP, APS* & NOA* medication only included on standard testing panel for particular private prisons – remaining prisons can request inclusion*
*Ethanol** & Steroids** – tested upon request*

Drugs Identified Through Drug Testing
 Year to Date Comparison - Current Financial Year And Previous Financial Years



Drugs Identified Through Testing

Breakdown of Amphetamine & Opiate Drug Groups by Metabolite – 2019-2020

	Jul-19		Aug-19		Sep-19		Oct-19		Nov-19		Dec-19		Jan-20		Feb-20		Mar-20		Apr-20		May-20		Jun-20		2019-2020			
	Amphet	Meth	Amphet	Meth	Amphet	Meth	Amphet	Meth	Amphet	Meth	Amphet	Meth	Amphet	Meth	Amphet	Meth	Amphet	Meth	Amphet	Meth	Amphet	Meth	Amphet	Meth	Amphet	Meth		
Barwon	0	0	0	0	0	4	0	1	0	0																0	5	
MAP	0	1	0	2	0	0	0	0	0	1																	0	4
MRC	0	6	0	5	0	2	1	6	0	3																	1	22
PPP	0	2	0	5	0	11	0	1	0	2																	0	21
DPFC	0	4	0	2	0	0	0	13	0	4																	0	23
Fulham	0	0	0	3	0	0	0	0	0	0																	0	3
Hopkins	0	0	0	0	0	0	0	0	0	1																	0	1
Karreenga	0	0	0	0	0	0	0	0	0	0																	0	0
Marrngoneet	0	1	0	0	0	5	0	6	0	1																	0	13
Loddon	0	3	0	0	1	0	0	0	0	0																	1	3
Middleton	0	2	0	2	0	0	0	0	0	0																	0	4
Ravenhall	0	5	0	9	0	3	0	8	0	8																	0	33
Beechworth	0	0	0	1	0	1	0	0	0	0																	0	2
Dhurringile	0	3	0	0	0	0	0	0	0	0																	0	3
Langi Kal Kal	0	0	0	0	0	0	0	0	0	0																	0	0
Tarrengower	0	0	0	0	0	0	0	0	0	0																	0	0
JLTC	0	0	0	0	0	0	0	1	0	0																	0	1
Total	0	27	0	29	1	26	1	36	0	20																	2	138

	Jul-19		Aug-19		Sep-19		Oct-19		Nov-19		Dec-19		Jan-20		Feb-20		Mar-20		Apr-20		May-20		Jun-20		2019-2020				
	Heroin	Morph	Heroin	Morph	Heroin	Morph	Heroin	Morph	Heroin	Morph	Heroin	Morph	Heroin	Morph	Heroin	Morph	Heroin	Morph	Heroin	Morph	Heroin	Morph	Heroin	Morph	Heroin	Morph			
Barwon	0	0	0	0	0	0	0	0	0	0																	0	0	
MAP	0	0	0	2	0	0	0	0	0	0																		0	2
MRC	0	2	0	1	0	0	0	1	0	2																		0	6
PPP	0	0	0	0	0	0	0	0	0	0																		0	0
DPFC	0	0	0	0	0	1	0	0	0	0																		0	1
Fulham	2	0	0	0	1	2	0	0	0	2																		3	4
Hopkins	0	0	0	0	0	0	0	0	0	0																		0	0
Karreenga	0	0	0	0	0	0	0	0	0	0																		0	0
Marrngoneet	0	0	0	0	0	0	0	0	0	0																		0	0
Loddon	0	0	0	0	0	0	0	0	0	0																		0	0
Middleton	0	0	0	0	0	0	0	0	0	0																		0	0
Ravenhall	0	0	0	0	0	0	0	0	0	0																		0	0
Beechworth	0	0	0	0	0	0	0	0	0	0																		0	0
Dhurringile	0	1	0	0	0	0	0	0	0	0																		0	1
Langi Kal Kal	0	0	0	0	0	0	0	0	0	0																		0	0
Tarrengower	0	0	0	0	0	0	0	0	0	0																		0	0
JLTC	0	0	0	0	0	0	0	0	0	0																		0	0
Total	2	3	0	3	1	3	0	1	0	4																		3	14

November data retrieved 16 December 2019. Results prepared in conjunction with Dorevitch pathology and in accordance with Australian testing methodology.

*Drugs Identified Through Testing
Positive by Location: YTD 2019-2020*

<i>YTD - Nov-19</i>	<i>Amphetamines</i>	<i>Methamphetamines</i>	<i>Cocaine</i>	<i>Opiates</i>	<i>Benzodiazepines</i>	<i>Cannabinoids</i>	<i>Ethanol**</i>	<i>Methodone</i>	<i>ADP*</i>	<i>APS*</i>	<i>Steroids**</i>	<i>Buprenorphine</i>	<i>NOA*</i>	<i>Total</i>
Barwon	4	5	0	0	1	1	0	2	4	2	0	114	0	133
MAP	3	4	0	2	2	0	0	0	0	0	0	11	0	22
MRC	8	22	0	6	1	2	0	1	0	0	0	158	0	198
PPP	13	21	0	1	1	0	0	11	0	0	0	180	0	227
DPFC	17	23	0	1	0	1	0	0	1	1	0	13	0	57
Fulham	2	3	0	7	4	1	0	2	20	5	0	78	0	122
Hopkins	0	1	0	0	1	0	0	0	0	0	0	26	0	28
Karreenga	0	0	0	0	0	0	0	0	0	0	0	27	0	27
Marngoneet	9	13	0	0	2	2	10	2	1	0	0	93	0	132
Loddon	3	3	0	1	0	0	0	0	0	0	0	79	0	86
Middleton	3	4	0	0	0	1	0	0	0	0	0	24	0	32
Ravenhall	19	33	0	0	4	8	0	1	1	0	0	130	0	196
Beechworth	1	2	0	0	0	0	0	0	0	0	0	1	0	4
Dhurringile	2	3	0	1	1	0	0	0	0	0	0	13	0	20
Langi Kal Kal	0	0	0	0	0	0	0	0	0	0	0	1	0	1
Tarrengower	0	0	0	0	0	0	0	0	1	0	0	0	0	1
JLTC	1	1	1	0	0	0	0	0	0	0	0	1	0	4
Total	85	138	1	19	17	16	10	19	28	8	0	949	0	1290
%	6.59	10.70	0.08	1.47	1.32	1.24	0.78	1.47	2.17	0.62	0.00	73.57	0.00	100.00
<i>PY Total</i>	<i>38</i>	<i>0</i>	<i>0</i>	<i>8</i>	<i>7</i>	<i>4</i>	<i>0</i>	<i>1</i>	<i>6</i>	<i>2</i>	<i>0</i>	<i>126</i>	<i>0</i>	<i>192</i>
<i>PY %</i>	<i>19.79</i>	<i>0.00</i>	<i>0.00</i>	<i>4.17</i>	<i>3.65</i>	<i>2.08</i>	<i>0.00</i>	<i>0.52</i>	<i>3.13</i>	<i>1.04</i>	<i>0.00</i>	<i>65.63</i>	<i>0.00</i>	<i>100.00</i>

*Drugs Identified Through Testing:
Percentage Positive by Location: YTD 2019-2020*

Drug Type Percentage Positive by Location - 2019-2020														
Nov-19	Amphetamines	Methamphetamines	Cocaine	Opiates	Benzodiazepines	Cannabinoids	Ethanol**	Methadone	ADP*	APS*	Steroids**	Buprenorphine	NOA*	% of Total
Barwon	4.71%	3.62%	0.00%	0.00%	5.88%	6.25%	0.00%	10.53%	14.29%	25.00%	0.00%	12.01%	0.00%	10.31%
MAP	3.53%	2.90%	0.00%	10.53%	11.76%	0.00%	0.00%	0.00%	0.00%	0.00%	0.00%	1.16%	0.00%	1.71%
MRC	9.41%	15.94%	0.00%	31.58%	5.88%	12.50%	0.00%	5.26%	0.00%	0.00%	0.00%	16.65%	0.00%	15.35%
PPP	15.29%	15.22%	0.00%	5.26%	5.88%	0.00%	0.00%	57.89%	0.00%	0.00%	0.00%	18.97%	0.00%	17.60%
DPFC	20.00%	16.67%	0.00%	5.26%	0.00%	6.25%	0.00%	0.00%	3.57%	12.50%	0.00%	1.37%	0.00%	4.42%
Fulham	2.35%	2.17%	0.00%	36.84%	23.53%	6.25%	0.00%	10.53%	71.43%	62.50%	0.00%	8.22%	0.00%	9.46%
Hopkins	0.00%	0.72%	0.00%	0.00%	5.88%	0.00%	0.00%	0.00%	0.00%	0.00%	0.00%	2.74%	0.00%	2.17%
Karreenga	0.00%	0.00%	0.00%	0.00%	0.00%	0.00%	0.00%	0.00%	0.00%	0.00%	0.00%	2.85%	0.00%	2.09%
Marngoneet	10.59%	9.42%	0.00%	0.00%	11.76%	12.50%	100.00%	10.53%	3.57%	0.00%	0.00%	9.80%	0.00%	10.23%
Loddon	3.53%	2.17%	0.00%	5.26%	0.00%	0.00%	0.00%	0.00%	0.00%	0.00%	0.00%	8.32%	0.00%	6.67%
Middleton	3.53%	2.90%	0.00%	0.00%	0.00%	6.25%	0.00%	0.00%	0.00%	0.00%	0.00%	2.53%	0.00%	2.48%
Ravenhall	22.35%	23.91%	0.00%	0.00%	23.53%	50.00%	0.00%	5.26%	3.57%	0.00%	0.00%	13.70%	0.00%	15.19%
Beechworth	1.18%	1.45%	0.00%	0.00%	0.00%	0.00%	0.00%	0.00%	0.00%	0.00%	0.00%	0.11%	0.00%	0.31%
Dhurringile	2.35%	2.17%	0.00%	5.26%	5.88%	0.00%	0.00%	0.00%	0.00%	0.00%	0.00%	1.37%	0.00%	1.55%
Langi Kal Kal	0.00%	0.00%	0.00%	0.00%	0.00%	0.00%	0.00%	0.00%	0.00%	0.00%	0.00%	0.11%	0.00%	0.08%
Tarrengower	0.00%	0.00%	0.00%	0.00%	0.00%	0.00%	0.00%	0.00%	3.57%	0.00%	0.00%	0.00%	0.00%	0.08%
JLTC	1.18%	0.72%	100.00%	0.00%	0.00%	0.00%	0.00%	0.00%	0.00%	0.00%	0.00%	0.11%	0.00%	0.31%
All Prisons YTD	85	138	1	19	17	16	10	19	28	8	0	949	0	1290
% Positive	6.59%	10.70%	0.08%	1.47%	1.32%	1.24%	0.78%	1.47%	2.17%	0.62%	0.00%	73.57%	0.00%	100.00%

Seizures of Contraband by Item Type Visitors –November 2019

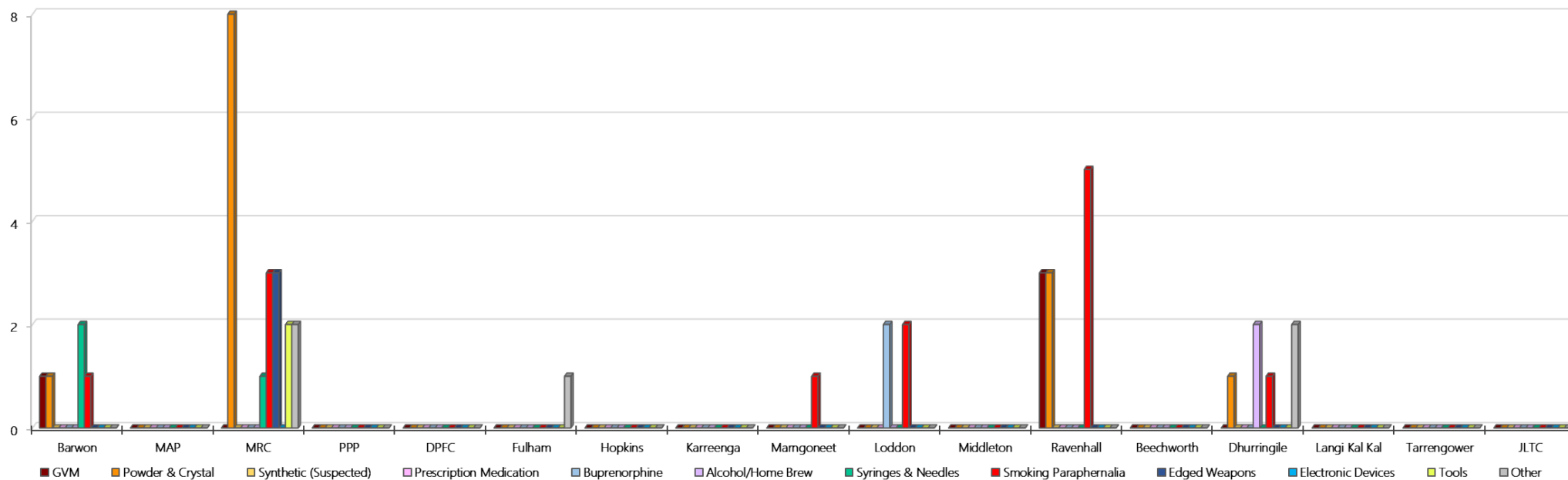
Visitors	GVM		Powder & Crystal		Synthetic (Suspected)		Prescription Medication		Buprenorphine		Alcohol & Home Brew		Syringes & Needles		Smoking Paraphernalia		Edged Weapons		Electronic Devices		Tools		Other	
	Finds	Gms	Finds	Gms	Finds	Gms	Finds	Qty	Finds	Qty	Finds	Ltrs	Finds	Qty	Finds	Qty	Finds	Qty	Finds	Qty	Finds	Qty	Finds	Qty
Barwon	1	0.90	1	0.10	0	0.00	0	0.00	0	0.00	0	0.000	2	4	1	2	0	0	0	0	0	0	0	0
MAP	0	0.00	0	0.00	0	0.00	0	0.00	0	0.00	0	0.000	0	0	0	0	0	0	0	0	0	0	0	0
MRC	0	0.00	8	9.78	0	0.00	0	0.00	0	0.00	0	0.000	1	4	3	4	3	5	0	0	2	4	2	2
PPP	0	0.00	0	0.00	0	0.00	0	0.00	0	0.00	0	0.000	0	0	0	0	0	0	0	0	0	0	0	0
DPFC	0	0.00	0	0.00	0	0.00	0	0.00	0	0.00	0	0.000	0	0	0	0	0	0	0	0	0	0	0	0
Fulham	0	0.00	0	0.00	0	0.00	0	0.00	0	0.00	0	0.000	0	0	0	0	0	0	0	0	0	0	1	1
Hopkins	0	0.00	0	0.00	0	0.00	0	0.00	0	0.00	0	0.000	0	0	0	0	0	0	0	0	0	0	0	0
Karreenga	0	0.00	0	0.00	0	0.00	0	0.00	0	0.00	0	0.000	0	0	0	0	0	0	0	0	0	0	0	0
Margoneet	0	0.00	0	0.00	0	0.00	0	0.00	0	0.00	0	0.000	0	0	1	3	0	0	0	0	0	0	0	0
Loddon	0	0.00	0	0.00	0	0.00	0	0.00	2	89.50	0	0.000	0	0	2	30	0	0	0	0	0	0	0	0
Middleton	0	0.00	0	0.00	0	0.00	0	0.00	0	0.00	0	0.000	0	0	0	0	0	0	0	0	0	0	0	0
Ravenhall	3	14.80	3	0.74	0	0.00	0	0.00	0	0.00	0	0.000	0	0	5	7	0	0	0	0	0	0	0	0
Beechworth	0	0.00	0	0.00	0	0.00	0	0.00	0	0.00	0	0.000	0	0	0	0	0	0	0	0	0	0	0	0
Dhurringile	0	0.00	1	3.00	0	0.00	0	0.00	0	0.00	2	3.375	0	0	1	1	0	0	0	0	0	0	2	4
Langi Kal Kal	0	0.00	0	0.00	0	0.00	0	0.00	0	0.00	0	0.000	0	0	0	0	0	0	0	0	0	0	0	0
Tarngower	0	0.00	0	0.00	0	0.00	0	0.00	0	0.00	0	0.000	0	0	0	0	0	0	0	0	0	0	0	0
JLTC	0	0.00	0	0.00	0	0.00	0	0.00	0	0.00	0	0.000	0	0	0	0	0	0	0	0	0	0	0	0
<i>Current Month</i>	4	15.70	13	13.62	0	0.00	0	0.00	2	89.50	2	3.375	3	8	13	47	3	5	0	0	2	4	5	7
<i>Previous Month</i>	3	40.15	6	9.38	0	0.00	1	2.00	2	3.50	0	0.000	3	7	11	23	1	1	2	2	1	1	1	4

Seizures of Contraband: Visitors - YTD 2019-2020

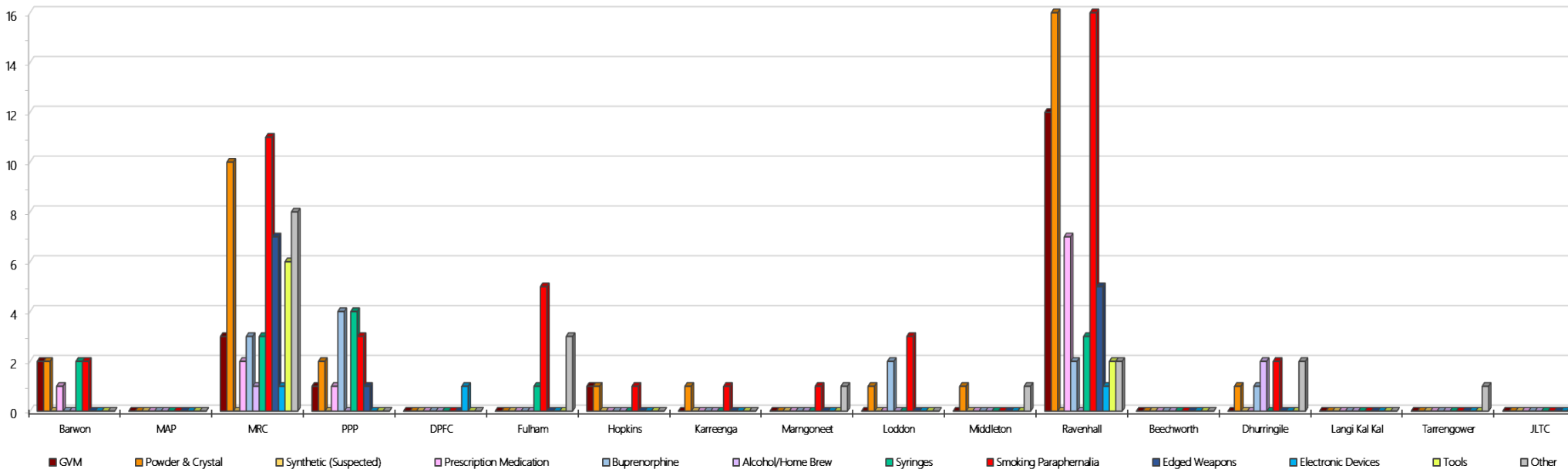
Visitors	GVM		Powder & Crystal		Synthetic (Suspected)		Prescription Medication		Buprenorphine		Alcohol & Home Brew		Syringes & Needles		Smoking Paraphernalia		Edged Weapons		Electronic Devices		Tools		Other		
	2019-2020	Finds	Gms	Finds	Gms	Finds	Gms	Finds	Qty	Finds	Qty	Finds	Ltrs	Finds	Qty	Finds	Qty	Finds	Qty	Finds	Qty	Finds	Qty	Finds	Qty
Barwon	2	17.40	2	3.10	0	0.00	1	3.00	0	0.00	0	0.000	2	4	2	3	0	0	0	0	0	0	0	0	0
MAP	0	0.00	0	0.00	0	0.00	0	0.00	0	0.00	0	0.000	0	0	0	0	0	0	0	0	0	0	0	0	0
MRC	3	5.26	10	15.92	0	0.00	2	12.00	3	4.10	1	0.660	3	15	11	18	7	20	1	1	6	11	8	18	
PPP	1	22.00	2	20.43	0	0.00	1	2.00	4	252.00	0	0.000	4	12	3	7	1	1	0	0	0	0	0	0	
DPFC	0	0.00	0	0.00	0	0.00	0	0.00	0	0.00	0	0.000	0	0	0	0	0	0	1	1	0	0	0	0	
Fulham	0	0.00	0	0.00	0	0.00	0	0.00	0	0.00	0	0.000	1	1	5	10	0	0	0	0	0	0	3	11	
Hopkins	1	1.12	1	1.20	0	0.00	0	0.00	0	0.00	0	0.000	0	0	1	1	0	0	0	0	0	0	0	0	
Karreenga	0	0.00	1	1.20	0	0.00	0	0.00	0	0.00	0	0.000	0	0	1	1	0	0	0	0	0	0	0	0	
Marngoneet	0	0.00	0	0.00	0	0.00	0	0.00	0	0.00	0	0.000	0	0	2	4	0	0	0	0	0	0	1	2	
Loddon	0	0.00	1	1.30	0	0.00	0	0.00	2	89.50	0	0.000	0	0	3	36	0	0	0	0	0	0	0	0	
Middleton	0	0.00	1	5.00	0	0.00	0	0.00	0	0.00	0	0.000	0	0	0	0	0	0	0	0	0	0	1	1	
Ravenhall	12	88.79	17	38.46	0	0.00	7	45.00	2	12.00	0	0.000	3	6	19	40	5	5	1	1	2	16	2	16	
Beechworth	0	0.00	0	0.00	0	0.00	0	0.00	0	0.00	0	0.000	0	0	0	0	0	0	0	0	0	0	0	0	
Dhurringile	0	0.00	1	3.00	0	0.00	0	0.00	1	2.50	2	3.375	0	0	2	2	0	0	0	0	0	0	2	4	
Langi Kal Kal	0	0.00	0	0.00	0	0.00	0	0.00	0	0.00	0	0.000	0	0	0	0	0	0	0	0	0	0	0	0	
Tarrengower	0	0.00	0	0.00	0	0.00	0	0.00	0	0.00	0	0.000	0	0	0	0	0	0	0	0	0	0	1	1	
JLTC	0	0.00	0	0.00	0	0.00	0	0.00	0	0.00	0	0.000	0	0	0	0	0	0	0	0	0	0	0	0	
YTD: November-19	19	134.57	36	89.61	0	0.00	11	62.00	12	360.10	3	4.035	13	38	49	122	13	26	3	3	8	27	18	53	
YTD: November-18	13	21.97	11	26.99	0	0.00	9	52.00	8	198.10	1	1.500	12	37	24	33	4	4	5	7	4	7	21	210	

Graphs of Seizures of Contraband: Visitors – November 2019 & YTD 2019-2020

Visitor Seizure Find Count - November 2019



Visitor Seizure Find Count - YTD 2019-2020



Seizures of Contraband: Prisoners – November 2019

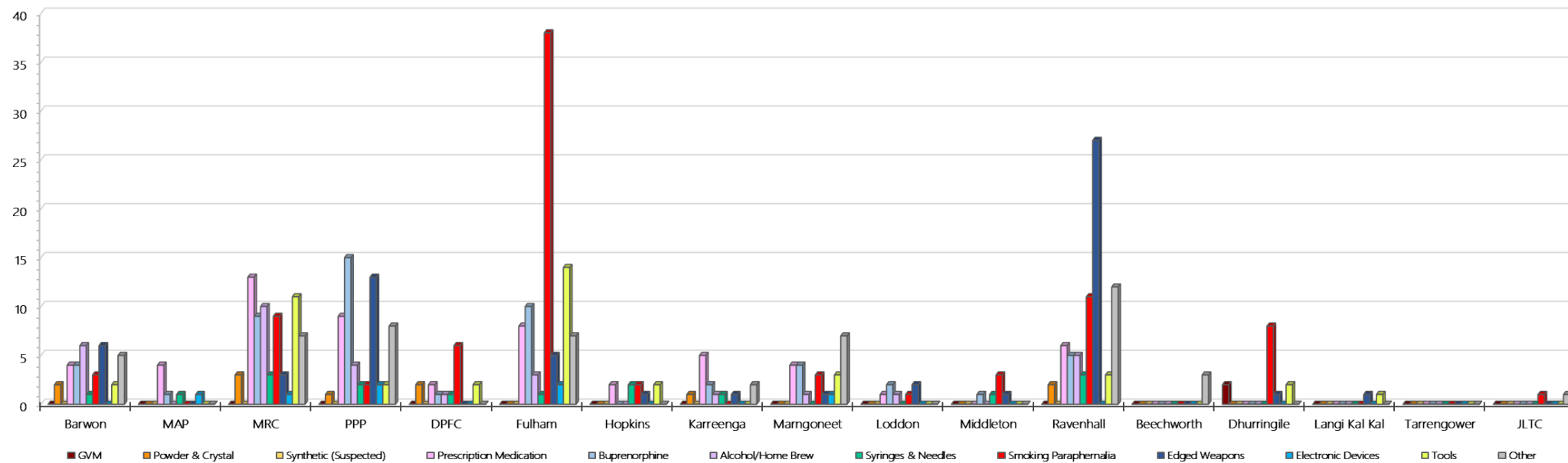
Prisoners	GVM		Powder & Crystal		Synthetic (Suspected)		Prescription Medication		Buprenorphine		Alcohol & Home Brew		Syringes & Needles		Smoking Paraphernalia		Edged Weapons		Electronic Devices		Tools		Other	
	Finds	Gms	Finds	Gms	Finds	Gms	Finds	Qty	Finds	Qty	Finds	Ltrs	Finds	Qty	Finds	Qty	Finds	Qty	Finds	Qty	Finds	Qty	Finds	Qty
November 19	Finds	Gms	Finds	Gms	Finds	Gms	Finds	Qty	Finds	Qty	Finds	Ltrs	Finds	Qty	Finds	Qty	Finds	Qty	Finds	Qty	Finds	Qty	Finds	Qty
Barwon	0	0.00	2	5.30	0	0.00	4	26.50	4	4.50	6	12.500	1	1	3	18	6	13	0	0	2	2	5	7
MAP	0	0.00	0	0.00	0	0.00	4	6.00	1	1.00	0	0.000	1	1	0	0	0	0	1	1	0	0	0	0
MRC	0	0.00	3	30.38	0	0.00	13	75.00	9	4.77	10	15.000	3	8	9	14	3	4	1	1	11	36	7	9
PPP	0	0.00	1	1.00	0	0.00	9	15.50	15	59.50	4	16.000	2	2	2	2	13	16	2	0	2	4	8	8
DPFC	0	0	2	1.1	0	0	2	1.5	1	1	1	10	1	1	6	20	0	0	0	0	2	2	0	0
Fulham	0	0	0	0	0	0	8	14.5	10	4.4	3	7	1	1	38	63	5	6	2	2	14	34	7	7
Hopkins	0	0.00	0	0.00	0	0.00	2	5.50	0	0.00	0	0.000	2	2	2	4	1	1	0	0	2	6	0	0
Karreenga	0	0.00	1	3.80	0	0.00	5	18.00	2	0.20	1	4.000	1	1	0	0	1	1	0	0	0	0	2	6
Marngoneet	0	0.00	0	0.00	0	0.00	4	5.50	4	24.10	1	2.000	0	0	3	4	1	2	1	1	3	3	7	7
Loddon	0	0.00	0	0.00	0	0.00	1	28.00	2	0.00	1	8.000	0	0	1	2	2	3	0	0	0	0	0	0
Middleton	0	0.00	0	0.00	0	0.00	0	0.00	1	0.00	0	0.000	1	1	3	8	1	1	0	0	0	0	0	0
Ravenhall	0	0.00	2	0.02	0	0.00	6	11.50	5	5.00	5	5.920	3	4	11	229	27	40	0	0	3	4	12	18
Beechworth	0	0.00	0	0.00	0	0.00	0	0.00	0	0.00	0	0.000	0	0	0	0	0	0	0	0	0	0	3	3
Dhurringile	2	2.10	0	0.00	0	0.00	0	0.00	0	0.00	0	0.000	0	0	8	17	1	2	0	0	2	4	0	0
Langi Kal Kal	0	0.00	0.00	0.00	0.00	0.00	0.00	0.00	0.00	0.00	0.00	0.00	0.00	0.00	0.00	0.00	1.00	1.00	0.00	0.00	1.00	1.00	0.00	0.00
Tarngower	0	0.00	0.00	0.00	0.00	0.00	0.00	0.00	0.00	0.00	0.00	0.00	0.00	0.00	0.00	0.00	0.00	0.00	0.00	0.00	0.00	0.00	0.00	0.00
JLTC	0	0.00	0	0.00	0	0.00	0	0.00	0	0.00	0	0.000	0	0	1	1	0	0	0	0	0	0	1	1
Current Month	2	2.10	11	41.60	0	0.00	58	207.50	54	104.47	32	80.420	16	22	87	382	62	90	7	5	42	96	52	66
Previous Month	4	24.60	14	34.03	0	0.00	56	324.00	59	169.35	24	126.700	16	43	85	199	72	96	6	7	51	117	67	113

Seizures of Contraband: Prisoners – YTD 2019-2020

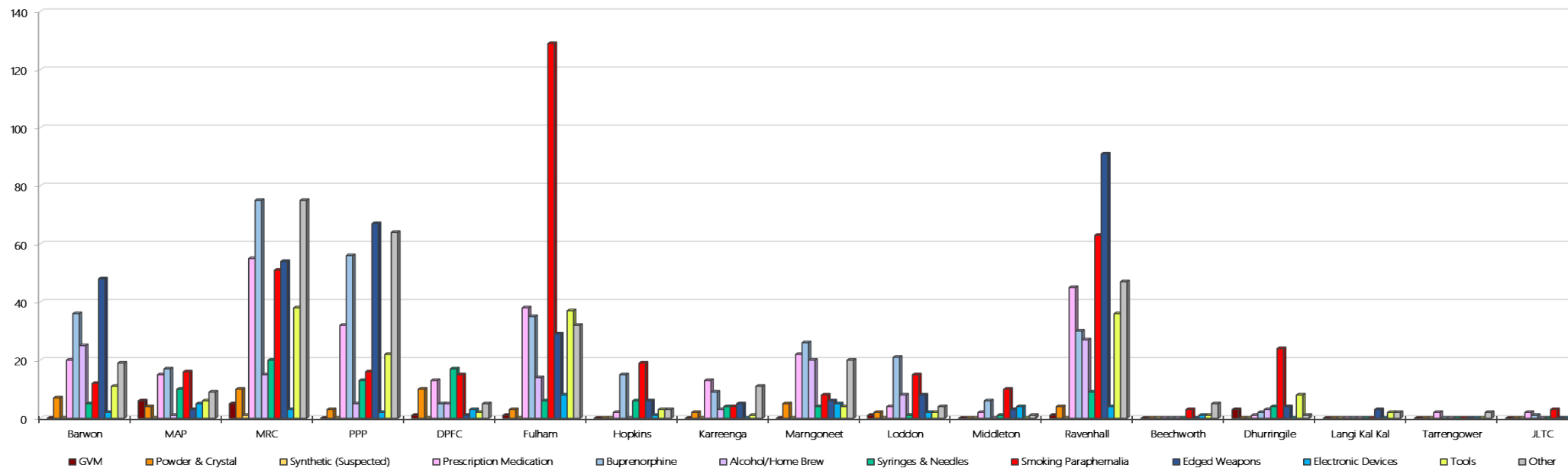
Prisoners	GVM		Powder & Crystal		Synthetic (Suspected)		Prescription Medication		Buprenorphine		Alcohol & Home Brew		Syringes & Needles		Smoking Paraphernalia		Edged Weapons		Electronic Devices		Tools		Other	
	Finds	Gms	Finds	Gms	Finds	Gms	Finds	Qty	Finds	Qty	Finds	Ltrs	Finds	Qty	Finds	Qty	Finds	Qty	Finds	Qty	Finds	Qty	Finds	Qty
Barwon	0	0.00	7	19.10	0	0.00	20	99.15	36	52.30	25	74.750	5	5	12	32	48	88	2	3	11	17	19	46
MAP	6	29.10	4	1.17	0	0.00	15	74.25	17	103.60	1	0.500	10	13	16	26	3	4	5	5	6	6	9	23
MRC	5	3.00	10	34.68	1	0.50	55	264.50	75	76.73	15	73.500	20	25	51	96	54	66	3	3	38	89	75	97
PPP	0	0.00	3	6.00	0	0.00	32	103.00	56	199.25	5	19.000	13	15	16	25	67	87	2	0	22	43	64	99
DPFC	1	0.90	10	16.10	0	0.00	13	22.75	5	10.00	5	15.200	17	96	15	34	1	1	3	3	2	2	5	5
Fulham	1	0.20	3	1.51	0	0.00	38	83.75	35	37.30	14	18.300	6	8	129	315	29	37	8	12	37	90	32	35
Hopkins	0	0.00	0	0.00	0	0.00	2	5.50	15	18.00	0	0.000	6	6	19	43	6	6	1	1	3	7	3	3
Karreenga	0	0.00	2	3.90	0	0.00	13	67.00	9	2.50	3	10.000	4	4	4	7	5	5	0	0	1	1	11	29
Marngoneet	0	0.00	5	24.46	0	0.00	22	159.00	26	189.20	20	140.250	4	5	8	17	6	7	5	5	4	4	20	34
Loddon	1	7.20	2	5.00	0	0.00	4	68.00	21	180.90	8	24.000	1	1	15	23	8	10	2	2	2	7	4	23
Middleton	0	0.00	0	0.00	0	0.00	2	1.50	6	4.00	0	0.000	1	1	10	18	3	3	4	12	0	0	1	1
Ravenhall	1	3.76	4	3.02	0	0.00	45	276.25	30	37.30	27	42.220	9	11	63	375	91	157	4	4	36	128	47	116
Beechworth	0	0.00	0	0.00	0	0.00	0	0.00	0	0.00	0	0.000	0	0	3	5	0	0	1	1	1	1	5	9
Dhurringile	3	20.80	0	0.00	0	0.00	1	1.00	2	0.20	3	4.750	4	27	24	49	4	5	0	0	8	13	1	1
Langi Kal Kal	0	0.00	0	0.00	0	0.00	0	0.00	0	0.00	0	0.000	0	0	0	0	3	4	0	0	2	2	2	2
Tarrengower	0	0.00	0	0.00	0	0.00	2	5.00	0	0.00	0	0.000	0	0	0	0	0	0	0	0	0	0	2	1
JLTC	0	0.00	0	0.00	0	0.00	2	24.00	1	2.00	0	0.000	0	0	3	7	0	0	0	0	1	2	2	2
YTD: November-19	18	64.96	50	114.94	1	0.50	266	1254.65	334	913.28	126	422.470	100	217	388	1,072	328	480	40	51	174	412	302	526
YTD: November-18	20	96.10	80	315.42	5	22.10	392	1848.35	239	730.40	108	323.120	131	182	507	1,688	298	416	64	124	236	401	359	759

Graphs of Seizures of Contraband: Prisoners – November 2019 & YTD 2019-2020

Prisoner Seizure Find Count – November 2019



Prisoner Seizure Find Count – YTD 2019-2020



LOCATION SPECIFIC RESULTS

Note: Random General data is provided by the Monitoring, Standards and Reporting Unit, with adjustments reflected in the following reporting month. November data retrieved 16 December 2019. Targeted and Positive Results by Drug Type are retrieved from PIMS by the System Performance Branch. November data retrieved 16 December 2019. Data graphically represented is sourced from the preceding tables.

Barwon Prison

Targeted and Random General Drug Test Results: 2019-2020

Barwon	Jul-19	Aug-19	Sep-19	Oct-19	Nov-19	Dec-19	Jan-20	Feb-20	Mar-20	Apr-20	May-20	Jun-20	Average	Totals
Effective Sample - Targeted	149	163	106	131	103								130	652
Targeted Positives	19	18	16	18	8								16	79
Refusal	0	4	2	2	7								3	15
Unable	2	2	0	1	0								1	5
Interfered	0	0	0	0	0								0	0
Adulterated	1	0	0	2	0								1	3
Targeted % Tested Positive	14.77%	14.72%	16.98%	17.56%	14.56%								15.64%	15.64%
Awaiting / Pending Results	0	0	0	0	0								0	0
Targeted Residual	1	1	0	0	0								0	2
Random tests collected	54	45	59	48	48								51	254
Tested Positive	3	2	4	6	2								3	17
Refusal (guilty)	4	1	0	0	0								1	5
Unable (not guilty)	0	0	0	0	0								0	0
Unable (guilty)	0	0	1	0	0								0	1
Interfered (guilty)	0	0	0	0	0								0	0
No test (valid reason)	2	2	1	3	0								2	8
No test (no valid reason)	1	0	0	0	0								0	1
Adulterated	0	1	0	1	0								0	2
Awaiting / Pending Results	0	0	0	0	0								0	0
Random Residual (PIMS URAR030)	0	0	0	1	0								0.2	1
Effective Sample - Random General	59	46	60	48	48								52	261
% Tested positive	5.08%	4.35%	6.67%	12.50%	4.17%								6.55%	
% Prisoner guilty, positive equivalents	6.78%	4.35%	1.67%	2.08%	0.00%								2.98%	
% Total prisoner fails	11.86%	6.52%	8.33%	12.50%	4.17%								8.68%	
% No test without valid reason	1.69%	0.00%	0.00%	0.00%	0.00%								0.34%	
Random General Benchmark 8.00%	8.00%	8.00%	8.00%	8.00%	8.00%	8.00%	8.00%	8.00%	8.00%	8.00%	8.00%	8.00%	YTD	
% Failures for SDO	13.56%	8.70%	8.33%	14.58%	4.17%								9.96%	

Barwon - Drugs Identified Through Testing by Drug Type: 2019-2020

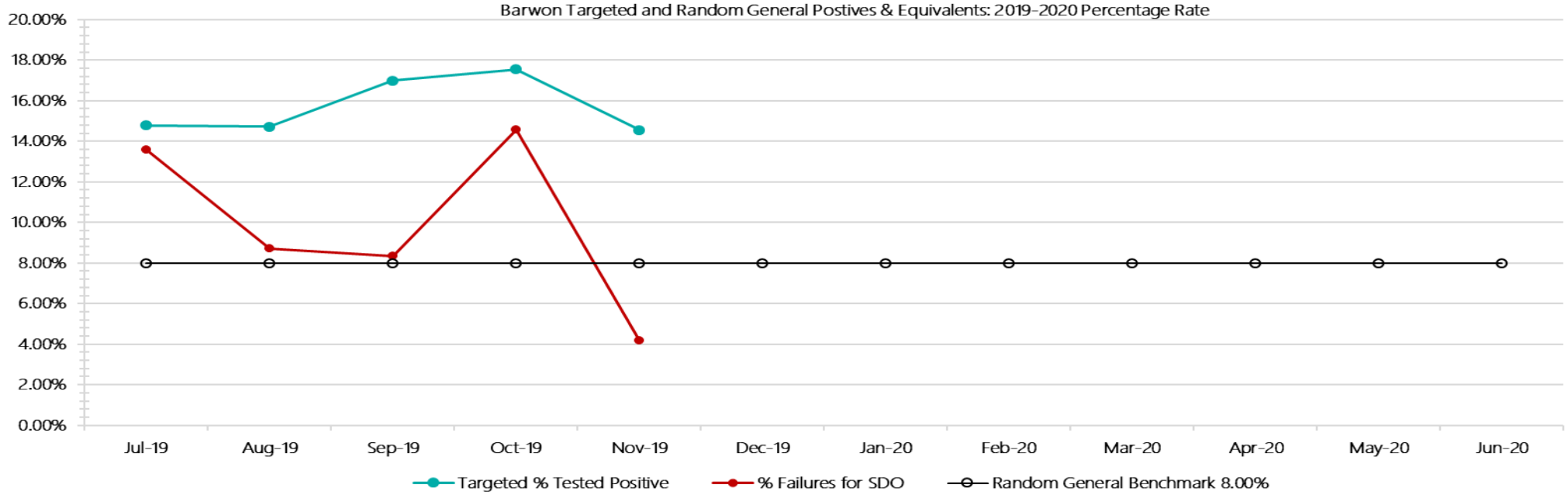
Barwon	Amphetamines	Methamphetamines	Cocaine	Opiates	Benzodiazepines	Cannabinoids	Ethanol**	Methadone	ADP*	APS*	Steroids**	Buprenorphine	NOA*	Total
Jul-19	0	0	0	0	0	0	0	0	0	0	0	29	0	29
Aug-19	0	0	0	0	0	0	0	0	4	1	0	20	0	25
Sep-19	3	4	0	0	0	0	0	0	0	0	0	23	0	30
Oct-19	1	1	0	0	1	1	0	0	0	1	0	32	0	37
Nov-19	0	0	0	0	0	0	0	0	0	0	0	10	0	10
Dec-19														
Jan-20														
Feb-20														
Mar-20														
Apr-20														
May-20														
Jun-20														
YTD	4	5	0	0	1	1	0	0	4	2	0	114	0	131
<i>All Prisons YTD</i>	<i>85</i>	<i>138</i>	<i>1</i>	<i>19</i>	<i>17</i>	<i>16</i>	<i>10</i>	<i>19</i>	<i>28</i>	<i>8</i>	<i>0</i>	<i>949</i>	<i>0</i>	<i>1290</i>
<i>Barwon % of Total</i>	<i>4.71%</i>	<i>3.62%</i>	<i>0.00%</i>	<i>0.00%</i>	<i>5.88%</i>	<i>6.25%</i>	<i>0.00%</i>	<i>0.00%</i>	<i>14.29%</i>	<i>25.00%</i>	<i>0.00%</i>	<i>12.01%</i>	<i>0.00%</i>	<i>10.16%</i>

Barwon Seizures of Contraband: Visitors & Prisoners: 2019-2020

Visitors	GVM		Powder & Crystal		Synthetic (Suspected)		Prescription Medication		Buprenorphine		Alcohol/Home Brew		Syringes & Needles		Smoking Paraphernalia		Edged Weapons		Electronic Devices		Tools		Other	
	Finds	Gms	Finds	Gms	Finds	Gms	Finds	Qty	Finds	Qty	Finds	Ltrs	Finds	Qty	Finds	Qty	Finds	Qty	Finds	Qty	Finds	Qty	Finds	Qty
Barwon																								
Jul-19	0	0.00	0	0.00	0	0.00	0	0.00	0	0.00	0	0.000	0	0	0	0	0	0	0	0	0	0	0	0
Aug-19	1	16.50	0	0.00	0	0.00	0	0.00	0	0.00	0	0.000	0	0	0	0	0	0	0	0	0	0	0	0
Sep-19	0	0.00	1	3.00	0	0.00	1	3.00	0	0.00	0	0.000	0	0	1	1	0	0	0	0	0	0	0	0
Oct-19	0	0.00	0	0.00	0	0.00	0	0.00	0	0.00	0	0.000	0	0	0	0	0	0	0	0	0	0	0	0
Nov-19	1	0.90	1	0.10	0	0.00	0	0.00	0	0.00	0	0.000	2	4	1	2	0	0	0	0	0	0	0	0
Dec-19																								
Jan-20																								
Feb-20																								
Mar-20																								
Apr-20																								
May-20																								
Jun-20																								
Total	2	17.40	2	3.10	0	0.00	1	3.00	0	0.00	0	0.000	2	4	2	3	0	0	0	0	0	0	0	0

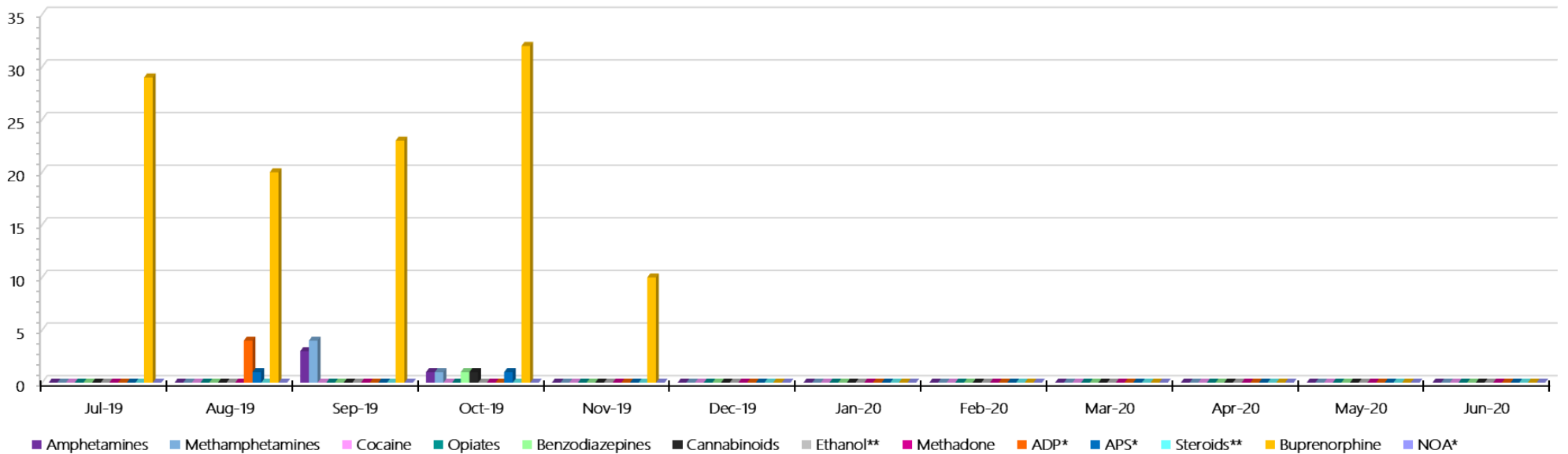
Prisoners	GVM		Powder & Crystal		Synthetic (Suspected)		Prescription Medication		Buprenorphine		Alcohol & Home Brew		Syringes & Needles		Smoking Paraphernalia		Edged Weapons		Electronic Devices		Tools		Other	
	Finds	Gms	Finds	Gms	Finds	Gms	Finds	Qty	Finds	Qty	Finds	Ltrs	Finds	Qty	Finds	Qty	Finds	Qty	Finds	Qty	Finds	Qty	Finds	Qty
Barwon																								
Jul-19	0	0.00	1	11.80	0	0.00	2	7.50	5	12.90	0	0.000	1	1	0	0	11	13	0	0	2	4	3	4
Aug-19	0	0.00	1	1.40	0	0.00	6	31.25	11	10.90	13	35.250	2	2	1	3	6	11	0	0	2	3	1	1
Sep-19	0	0.00	0	0.00	0	0.00	2	2.90	8	15.00	4	22.000	0	0	1	1	12	27	1	1	3	4	6	9
Oct-19	0	0.00	3	0.60	0	0.00	6	31.00	8	9.00	2	5.000	1	1	7	10	13	24	1	2	2	4	4	25
Nov-19	0	0.00	2	5.30	0	0.00	4	26.50	4	4.50	6	12.500	1	1	3	18	6	13	0	0	2	2	5	7
Dec-19																								
Jan-20																								
Feb-20																								
Mar-20																								
Apr-20																								
May-20																								
Jun-20																								
Total	0	0.00	7	19.10	0	0.00	20	99.15	36	52.30	25	74.750	5	5	12	32	48	88	2	3	11	17	19	46

Barwon Targeted and Random General Drug Test Positives & Equivalents: 2019-2020



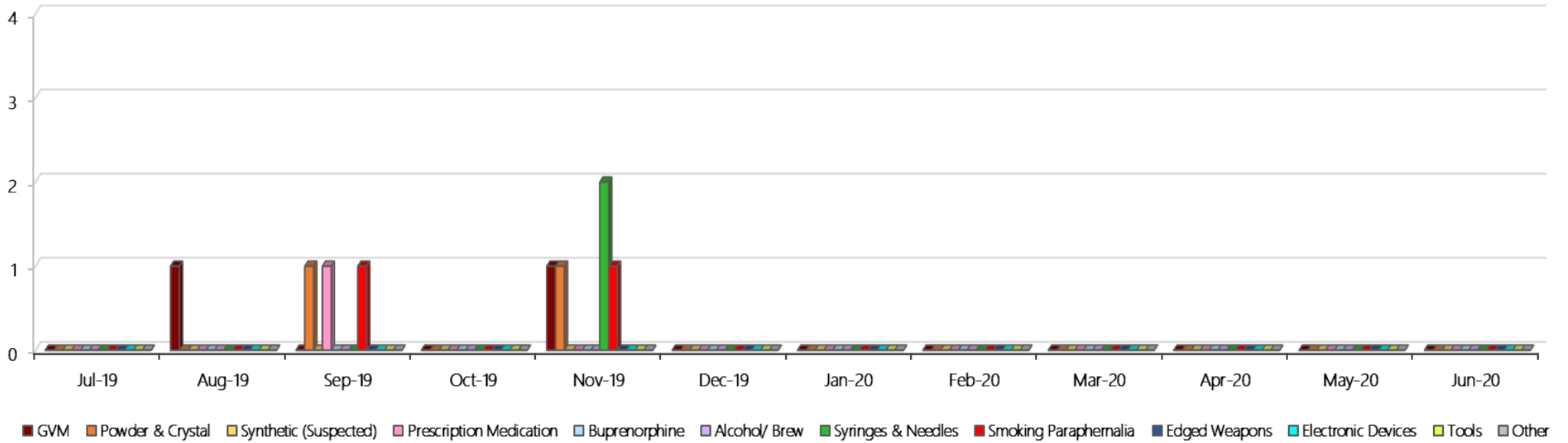
Barwon Positive Drug Test Results by Drug Type: 2019-2020

Barwon Positive Test Results By Drug Type: 2019-2020



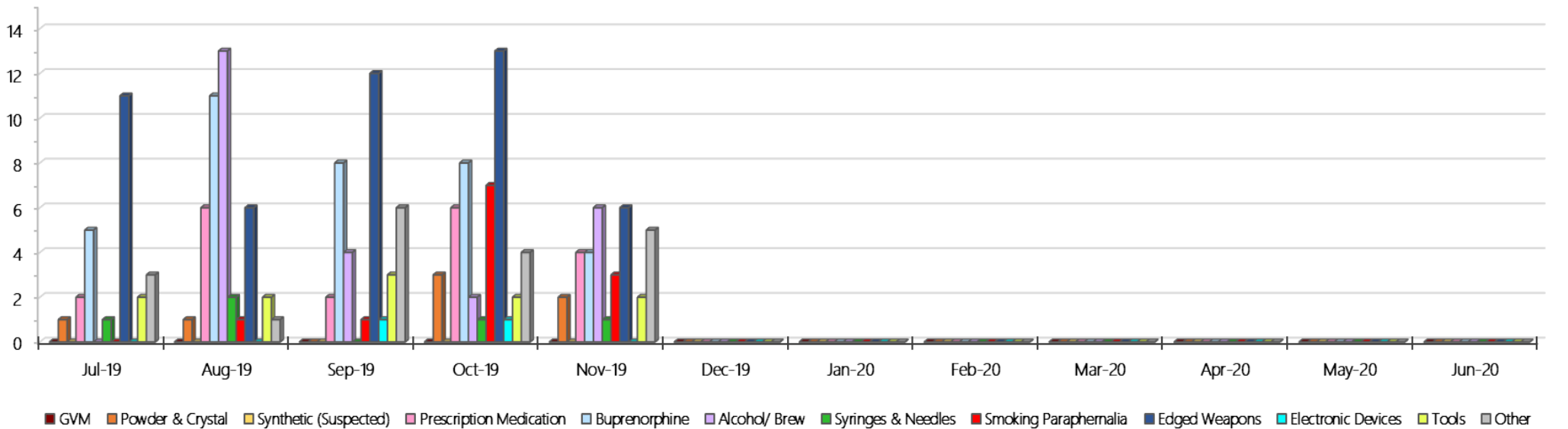
Barwon Count of Visitor Seizure Finds: 2019-2020

Barwon Count of Visitor Seizure Finds - 2019-2020



Barwon Count of Prisoner Seizure Finds: 2019-2020

Barwon Count of Prisoner Seizure Finds - 2019-2020



Melbourne Assessment Prison Targeted and Random General Drug Test Results: 2019-2020

MAP	Jul-19	Aug-19	Sep-19	Oct-19	Nov-19	Dec-19	Jan-20	Feb-20	Mar-20	Apr-20	May-20	Jun-20	Average	Totals
Effective Sample - Targeted	85	90	63	74	71								77	383
Targeted Positives	3	4	2	4	2								3	15
Refusal	2	1	2	1	0								1	6
Unable	1	2	0	1	2								1	6
Interfered	0	0	0	0	0								0	0
Adulterated	0	0	0	1	0								0	1
Targeted % Tested Positive	7.06%	7.78%	6.35%	9.46%	5.63%								7.31%	7.31%
Awaiting / Pending Results	0	0	0	0	1								0	1
Targeted Residual	0	0	0	0	0								0	0
Random tests collected	29	18	31	20	24								24	122
Tested Positive	0	0	1	1	0								0	2
Refusal (guilty)	0	1	1	1	0								1	3
Unable (not guilty)	0	0	0	0	0								0	0
Unable (guilty)	1	0	0	0	0								0	1
Interfered (guilty)	0	0	0	0	0								0	0
No test (valid reason)	5	9	4	7	8								7	33
No test (no valid reason)	0	0	0	0	0								0	0
Adulterated	0	0	0	0	0								0	0
Awaiting / Pending Results	0	0	0	0	0								0	0
Random Residual (PIMS URAR030)	0	0	1	0	0								0.2	1
Effective Sample - Random General	30	19	32	21	24								25	126
% Tested positive	0.00%	0.00%	3.13%	4.76%	0.00%								1.58%	
% Prisoner guilty, positive equivalents	3.33%	5.26%	3.13%	4.76%	0.00%								3.30%	
% Total prisoner fails	3.33%	5.26%	6.25%	9.52%	0.00%								4.87%	
% No test without valid reason	0.00%	0.00%	0.00%	0.00%	0.00%								0.00%	
Random General Benchmark 8.00%	8.00%	8.00%	8.00%	8.00%	8.00%	8.00%	8.00%	8.00%	8.00%	8.00%	8.00%	8.00%	YTD	
% Failures for SDO	3.33%	5.26%	6.25%	9.52%	0.00%								4.76%	

Melbourne Assessment Prison - Drugs Identified Through Testing by Drug Type: 2019-2020

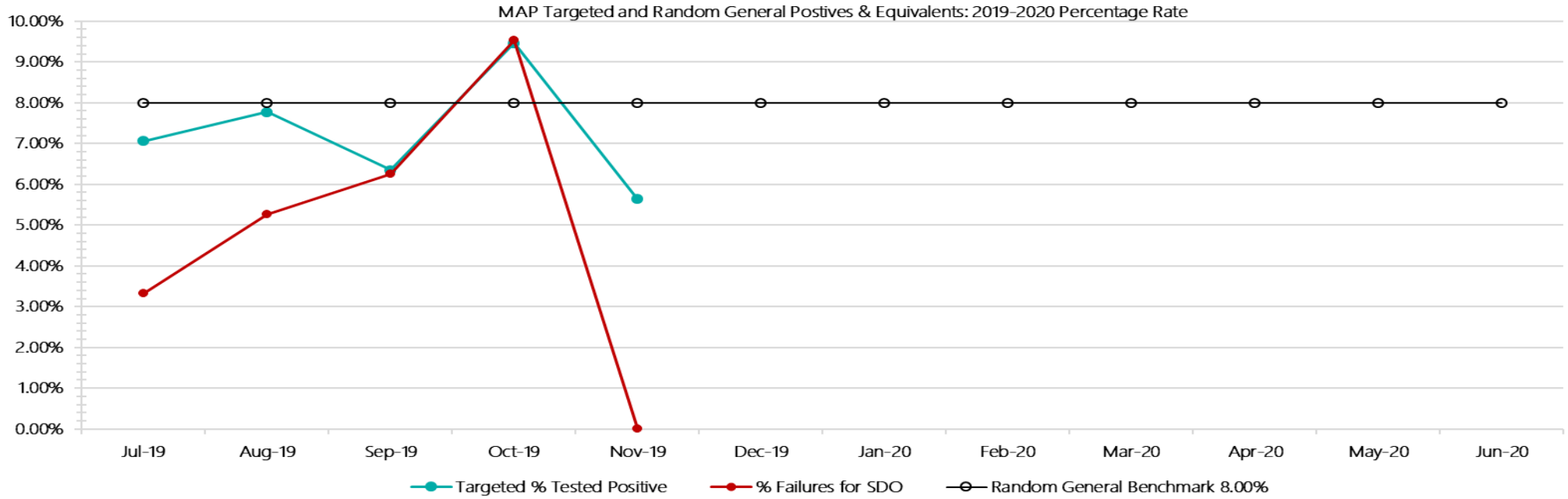
MAP	Amphetamines	Methamphetamines	Cocaine	Opiates	Benzodiazepines	Cannabinoids	Ethanol**	Methodone	ADP*	APS*	Steroids**	Buprenorphine	NOA*	Total
Jul-19	1	1	0	0	0	0	0	0	0	0	0	2	0	4
Aug-19	1	2	0	2	0	0	0	0	0	0	0	0	0	5
Sep-19	0	0	0	0	1	0	0	0	0	0	0	2	0	3
Oct-19	0	0	0	0	1	0	0	0	0	0	0	4	0	5
Nov-19	1	1	0	0	0	0	0	0	0	0	0	3	0	5
Dec-19														
Jan-20														
Feb-20														
Mar-20														
Apr-20														
May-20														
Jun-20														
MAP YTD	3	4	0	2	2	0	0	0	0	0	0	11	0	22
All Prisons YTD	85	138	1	19	17	16	10	19	28	8	0	949	0	1290
MAP % of Total	3.53%	2.90%	0.00%	10.53%	11.76%	0.00%	0.00%	0.00%	0.00%	0.00%	0.00%	1.16%	0.00%	1.71%

Melbourne Assessment Prison Seizures of Contraband: Visitors & Prisoners: 2019-2020

Visitors	GVM		Powder & Crystal		Synthetic (Suspected)		Prescription Medication		Buprenorphine		Alcohol & Home Brew		Syringes & Needles		Smoking Paraphernalia		Edged Weapons		Electronic Devices		Tools		Other	
	Finds	Gms	Finds	Gms	Finds	Gms	Finds	Qty	Finds	Qty	Finds	Ltrs	Finds	Qty	Finds	Qty	Finds	Qty	Finds	Qty	Finds	Qty	Finds	Qty
MAP																								
Jul-19	0	0.00	0	0.00	0	0.00	0	0.00	0	0.00	0	0.000	0	0	0	0	0	0	0	0	0	0	0	0
Aug-19	0	0.00	0	0.00	0	0.00	0	0.00	0	0.00	0	0.000	0	0	0	0	0	0	0	0	0	0	0	0
Sep-19	0	0.00	0	0.00	0	0.00	0	0.00	0	0.00	0	0.000	0	0	0	0	0	0	0	0	0	0	0	0
Oct-19	0	0.00	0	0.00	0	0.00	0	0.00	0	0.00	0	0.000	0	0	0	0	0	0	0	0	0	0	0	0
Nov-19	0	0.00	0	0.00	0	0.00	0	0.00	0	0.00	0	0.000	0	0	0	0	0	0	0	0	0	0	0	0
Dec-19																								
Jan-20																								
Feb-20																								
Mar-20																								
Apr-20																								
May-20																								
Jun-20																								
Total	0	0.00	0	0.00	0	0.00	0	0.00	0	0.00	0	0.000	0	0	0	0	0	0	0	0	0	0	0	0

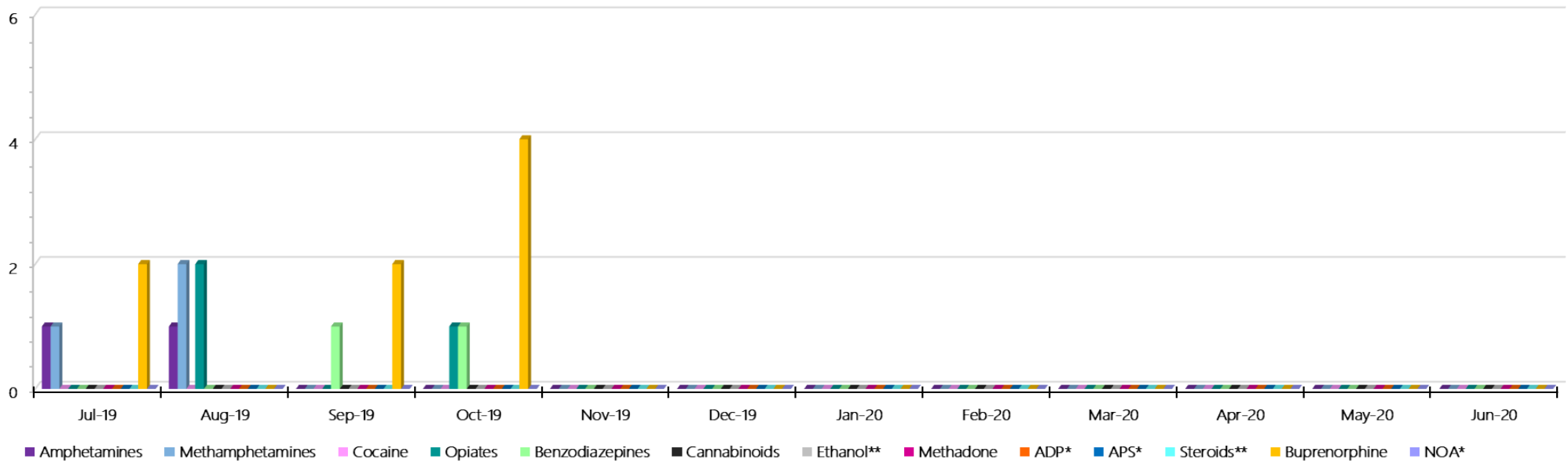
Prisoners	GVM		Powder & Crystal		Synthetic (Suspected)		Prescription Medication		Buprenorphine		Alcohol & Home Brew		Syringes & Needles		Smoking Paraphernalia		Edged Weapons		Electronic Devices		Tools		Other	
	Finds	Gms	Finds	Gms	Finds	Gms	Finds	Qty	Finds	Qty	Finds	Ltrs	Finds	Qty	Finds	Qty	Finds	Qty	Finds	Qty	Finds	Qty	Finds	Qty
MAP																								
Jul-19	2	12.40	0	0.00	0	0.00	4	38.00	3	26.10	0	0.000	3	6	3	4	0	0	1	1	1	1	0	0
Aug-19	0	0.00	1	0.30	0	0.00	3	4.25	2	18.00	0	0.000	0	0	2	7	2	3	1	1	0	0	6	18
Sep-19	3	12.80	1	0.10	0	0.00	3	6.00	3	6.50	0	0.000	3	3	8	11	1	1	2	2	5	5	3	5
Oct-19	1	3.90	2	0.77	0	0.00	1	20.00	8	52.00	1	0.500	3	3	3	4	0	0	0	0	0	0	0	0
Nov-19	0	0.00	0	0.00	0	0.00	4	6.00	1	1.00	0	0.000	1	1	0	0	0	0	1	1	0	0	0	0
Dec-19																								
Jan-20																								
Feb-20																								
Mar-20																								
Apr-20																								
May-20																								
Jun-20																								
Total	6	29.10	4	1.17	0	0.00	15	74.25	17	103.60	1	0.500	10	13	16	26	3	4	5	5	6	6	9	23

Melbourne Assessment Prison Targeted and Random General Urinalysis Positives & Equivalents: 2019-2020



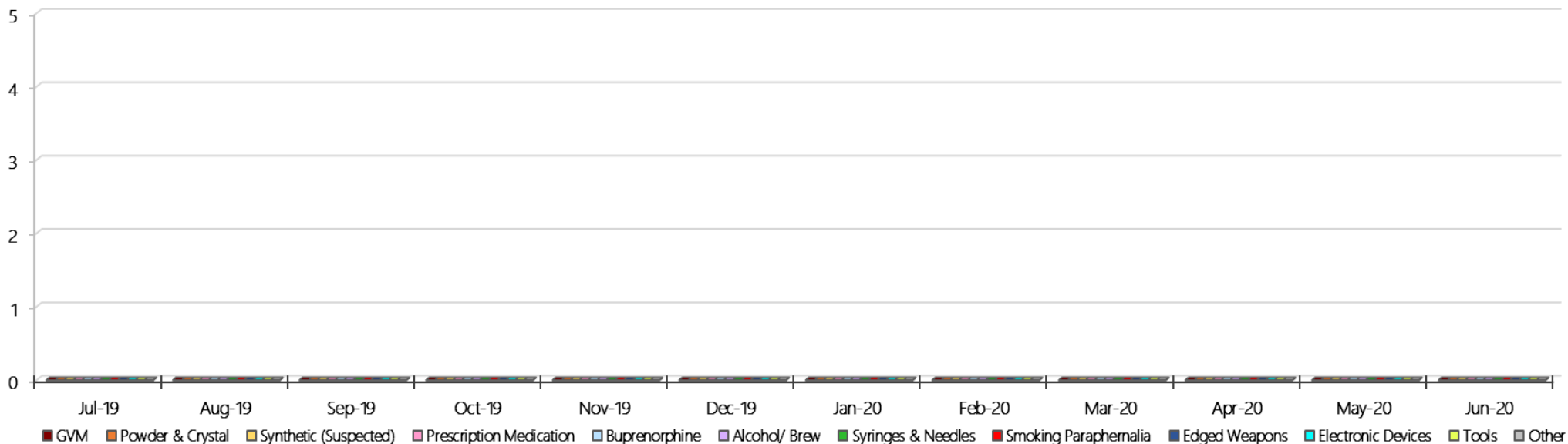
Melbourne Assessment Prison Positive Test Results by Drug Type: 2019-2020

MAP Positive Test Results By Drug Type: 2019-2020



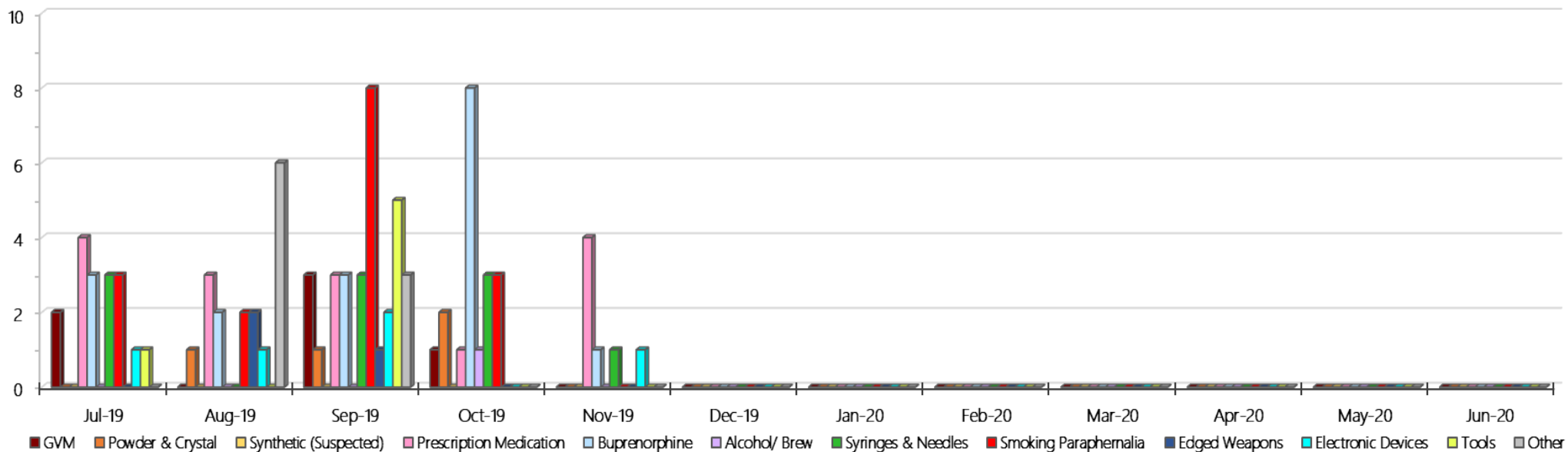
Melbourne Assessment Prison Count of Visitor Seizure Finds: 2019-2020

MAP Count of Visitor Seizure Finds - 2019-2020



Melbourne Assessment Prison Count of Prisoner Seizure Finds: 2019-2020

MAP Count of Prisoner Seizure Finds - 2019-2020



Metropolitan Remand Centre

Targeted and Random General Drug Test Results: 2019-2020

MRC	Jul-19	Aug-19	Sep-19	Oct-19	Nov-19	Dec-19	Jan-20	Feb-20	Mar-20	Apr-20	May-20	Jun-20	Average	Totals
Effective Sample - Targeted	161	137	151	151	183								157	783
Targeted Positives	13	27	13	25	23								20	101
Refusal	0	1	4	0	2								1	7
Unable	1	1	0	1	3								1	6
Interfered	0	0	0	0	0								0	0
Adulterated	0	0	0	0	0								0	0
Targeted % Tested Positive	8.70%	21.17%	11.26%	17.22%	15.30%								14.56%	14.56%
Awaiting / Pending Results	0	0	0	0	0								0	0
Targeted Residual	1	6	0	0	0								1	7
Random tests collected	128	104	124	97	98								110	551
Tested Positive	14	13	8	6	8								10	49
Refusal (guilty)	0	2	0	1	2								1	5
Unable (not guilty)	0	0	1	0	0								0	1
Unable (guilty)	5	1	2	1	2								2	11
Interfered (guilty)	0	0	0	0	0								0	0
No test (valid reason)	7	3	7	9	6								6	32
No test (no valid reason)	0	1	0	0	0								0	1
Adulterated	0	0	0	0	0								0	0
Awaiting / Pending Results	0	0	0	0	0								0	0
Random Residual (PIMS URAR030)	0	1	0	0	1								0.4	2
Effective Sample - Random General	133	108	126	99	102								114	568
% Tested positive	10.53%	12.04%	6.35%	6.06%	7.84%								8.56%	
% Prisoner guilty, positive equivalents	3.76%	2.78%	1.59%	2.02%	3.92%								2.81%	
% Total prisoner fails	14.29%	14.81%	7.94%	8.08%	11.76%								11.38%	
% No test without valid reason	0.00%	0.93%	0.00%	0.00%	0.00%								0.19%	
Random General Benchmark 7.00%	7.00%	7.00%	7.00%	7.00%	7.00%	7.00%	7.00%	7.00%	7.00%	7.00%	7.00%	7.00%	YTD	
% Failures for SDO	14.29%	15.74%	7.94%	8.08%	11.76%								11.62%	

Metropolitan Remand Centre - Drugs Identified Through Testing by Drug Type: 2019-2020

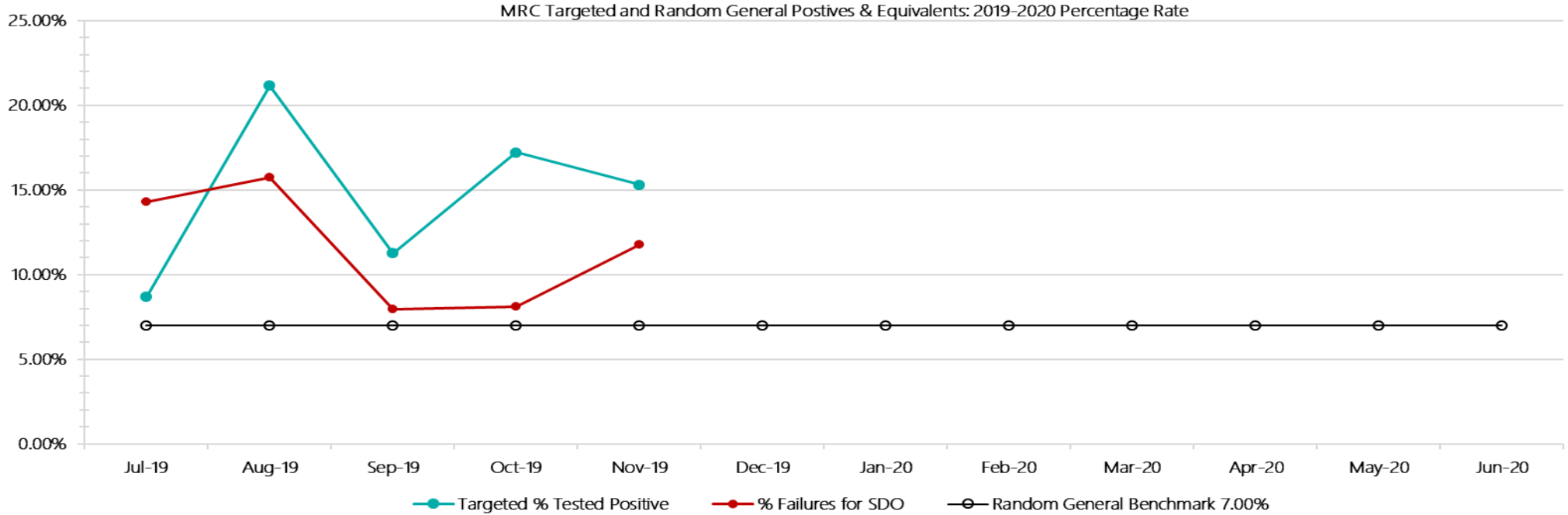
MRC	Amphetamines	Methamphetamines	Cocaine	Opiates	Benzodiazepines	Cannabinoids	Ethanol**	Methodone	ADP*	APS*	Steroids**	Buprenorphine	NOA*	Total
Jul-19	1	6	0	2	0	0	0	0	0	0	0	27	0	36
Aug-19	2	5	0	1	1	1	0	0	0	0	0	44	0	54
Sep-19	2	2	0	0	0	0	0	0	0	0	0	25	0	29
Oct-19	3	6	0	1	0	0	0	1	0	0	0	32	0	43
Nov-19	0	3	0	2	0	1	0	0	0	0	0	30	0	36
Dec-19														
Jan-20														
Feb-20														
Mar-20														
Apr-20														
May-20														
Jun-20														
MRC YTD	8	22	0	6	1	2	0	1	0	0	0	158	0	198
<i>All Prisons YTD</i>	<i>85</i>	<i>138</i>	<i>1</i>	<i>19</i>	<i>17</i>	<i>16</i>	<i>10</i>	<i>19</i>	<i>28</i>	<i>8</i>	<i>0</i>	<i>949</i>	<i>0</i>	<i>1290</i>
<i>MRC % of Total</i>	<i>9.41%</i>	<i>15.94%</i>	<i>0.00%</i>	<i>31.58%</i>	<i>5.88%</i>	<i>12.50%</i>	<i>0.00%</i>	<i>5.26%</i>	<i>0.00%</i>	<i>0.00%</i>	<i>0.00%</i>	<i>16.65%</i>	<i>0.00%</i>	<i>15.35%</i>

Metropolitan Remand Centre Seizures of Contraband: Visitors & Prisoners: 2019-2020

Visitors	GVM		Powder & Crystal		Synthetic (Suspected)		Prescription Medication		Buprenorphine		Alcohol & Home Brew		Syringes & Needles		Smoking Paraphernalia		Edged Weapons		Electronic Devices		Tools		Other	
	MRC	Finds	Gms	Finds	Gms	Finds	Gms	Finds	Qty	Finds	Qty	Finds	Ltrs	Finds	Qty	Finds	Qty	Finds	Qty	Finds	Qty	Finds	Qty	Finds
Jul-19	0	0.00	1	1.00	0	0.00	1	3.00	2	3.10	0	0.000	2	11	4	5	1	3	0	0	2	3	4	7
Aug-19	1	0.50	0	0.00	0	0.00	1	9.00	0	0.00	1	0.660	0	0	3	7	3	12	0	0	1	3	0	0
Sep-19	1	0.01	0	0.00	0	0.00	0	0.00	0	0.00	0	0.000	0	0	0	0	0	0	0	0	0	0	1	5
Oct-19	1	4.75	1	5.14	0	0.00	0	0.00	1	1.00	0	0.000	0	0	1	2	0	0	1	1	1	1	1	4
Nov-19	0	0.00	8	9.78	0	0.00	0	0.00	0	0.00	0	0.000	1	4	3	4	3	5	0	0	2	4	2	2
Dec-19																								
Jan-20																								
Feb-20																								
Mar-20																								
Apr-20																								
May-20																								
Jun-20																								
Total	3	5.26	10	15.92	0	0.00	2	12.00	3	4.10	1	0.660	3	15	11	18	7	20	1	1	6	11	8	18

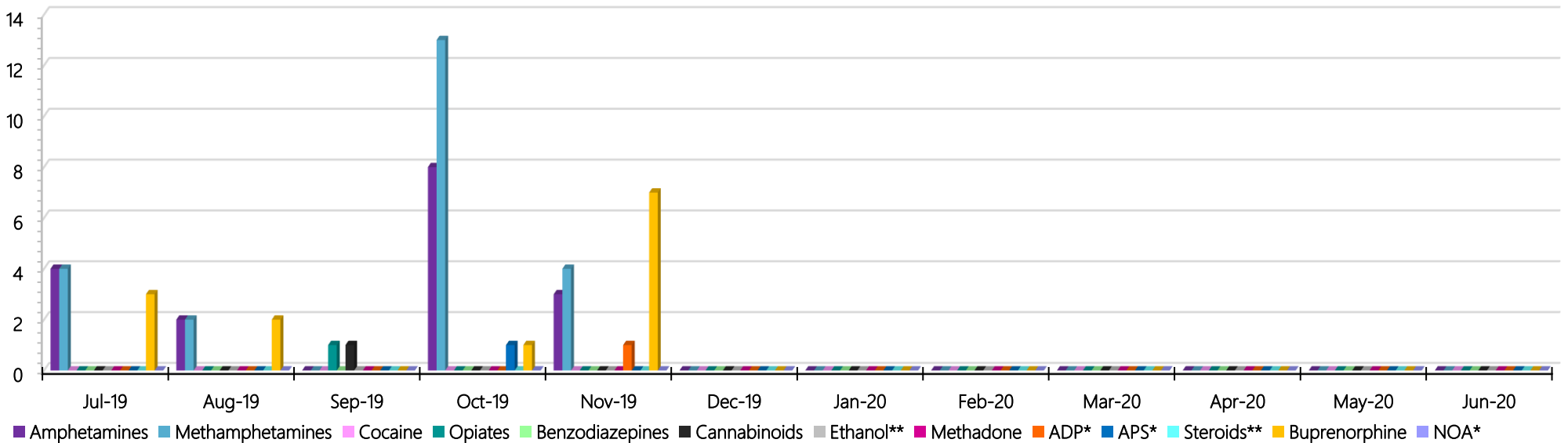
Prisoners	GVM		Powder & Crystal		Synthetic (Suspected)		Prescription Medication		Buprenorphine		Alcohol & Home Brew		Syringes & Needles		Smoking Paraphernalia		Edged Weapons		Electronic Devices		Tools		Other	
	MRC	Finds	Gms	Finds	Gms	Finds	Gms	Finds	Qty	Finds	Qty	Finds	Ltrs	Finds	Qty	Finds	Qty	Finds	Qty	Finds	Qty	Finds	Qty	Finds
Jul-19	0	0.00	1	1.00	0	0.00	1	3.00	2	3.10	0	0.000	2	11	4	5	1	3	0	0	2	3	4	7
Aug-19	1	0.50	0	0.00	0	0.00	1	9.00	0	0.00	1	0.660	0	0	3	7	3	12	0	0	1	3	0	0
Sep-19	1	0.01	0	0.00	0	0.00	0	0.00	0	0.00	0	0.000	0	0	0	0	0	0	0	0	0	0	1	5
Oct-19	1	4.75	1	5.14	0	0.00	0	0.00	1	1.00	0	0.000	0	0	1	2	0	0	1	1	1	1	1	4
Nov-19	0	0.00	8	9.78	0	0.00	0	0.00	0	0.00	0	0.000	1	4	3	4	3	5	0	0	2	4	2	2
Dec-19																								
Jan-20																								
Feb-20																								
Mar-20																								
Apr-20																								
May-20																								
Jun-20																								
Total	3	5.26	10	15.92	0	0.00	2	12.00	3	4.10	1	0.660	3	15	11	18	7	20	1	1	6	11	8	18

Metropolitan Remand Centre Targeted and Random General Drug Test Positives & Equivalents: 2019-2020



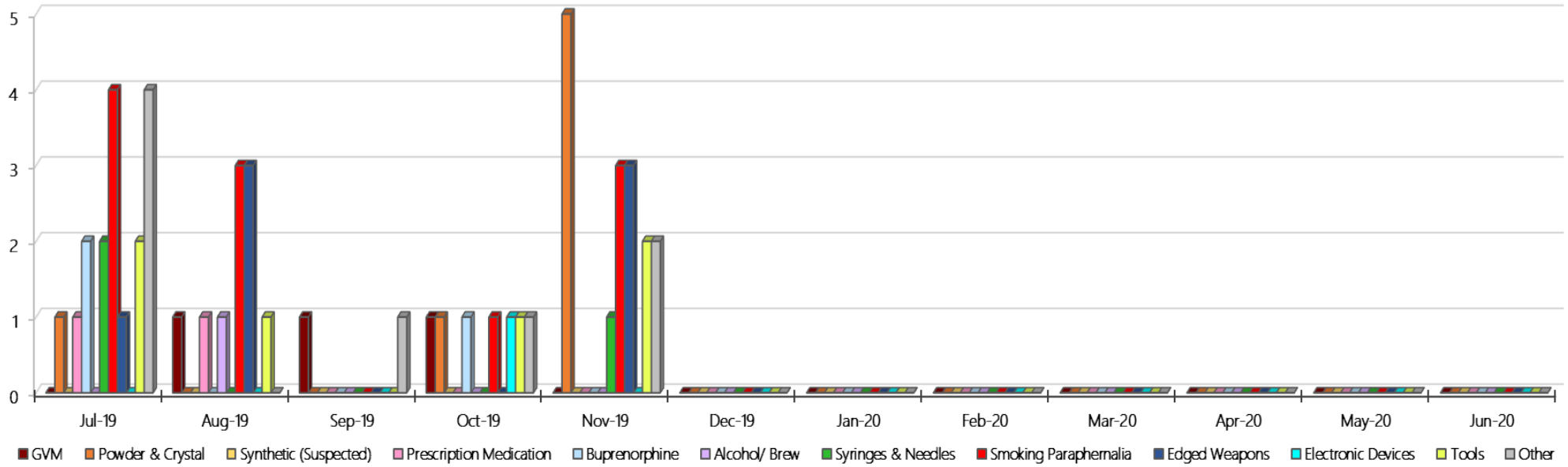
Metropolitan Remand Centre Positive Drug Test Results by Drug Type: 2019-2020

MRC Positive Test Results By Drug Type: 2019-2020



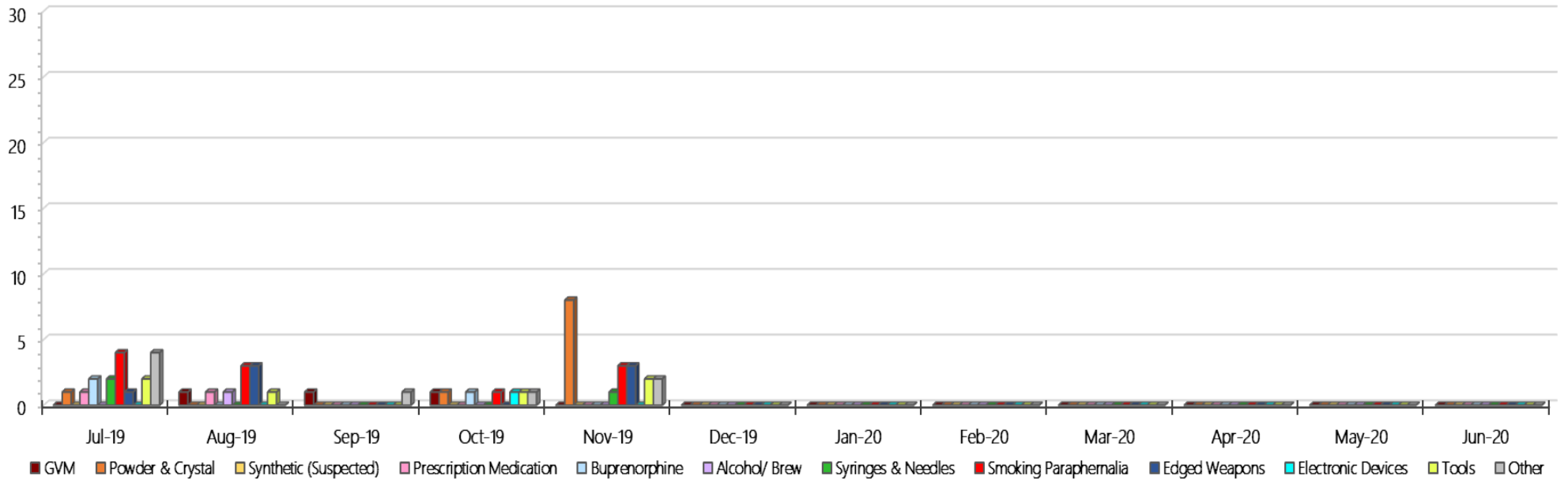
Metropolitan Remand Centre Count of Visitor Seizure Finds: 2019-2020

MRC Count of Visitor Seizure Finds - 2019-2020



Metropolitan Remand Centre Count of Prisoner Seizure Finds: 2019-2020

MRC Count of Prisoner Seizure Finds - 2019-2020



Port Phillip Prison

Targeted and Random General Drug Test Results: 2019-2020

Port Phillip Prison	Jul-19	Aug-19	Sep-19	Oct-19	Nov-19	Dec-19	Jan-20	Feb-19	Mar-20	Apr-20	May-20	Jun-20	Average	Totals
Effective Sample - Targeted	311	292	262	342	307								303	1514
Targeted Positives	28	34	33	21	35								30	151
Refusal	3	4	7	7	3								5	24
Unable	0	1	1	1	2								1	5
Interfered	0	0	0	0	0								0	0
Adulterated	0	1	2	1	0								1	4
Targeted % Tested Positive	9.97%	13.70%	16.41%	8.77%	13.03%								12.15%	12.15%
Awaiting / Pending Results	1	0	0	0	2								1	3
Targeted Residual	4	1	4	1	1								2	11
Random tests collected	63	53	61	51	51								56	279
Tested Positive	3	5	4	1	4								3	17
Refusal (guilty)	1	0	0	0	0								0	1
Unable (not guilty)	1	1	1	0	0								1	3
Unable (guilty)	0	0	0	0	1								0	1
Interfered (guilty)	0	0	0	0	0								0	0
No test (valid reason)	3	1	3	1	0								2	8
No test (no valid reason)	0	0	0	0	0								0	0
Adulterated	0	0	0	0	0								0	0
Awaiting / Pending Results	0	0	0	0	0								0	0
Random Residual (PIMS URAR030)	0	0	0	0	1								0.2	1
Effective Sample - Random General	64	53	61	51	52								56	281
% Tested positive	4.69%	9.43%	6.56%	1.96%	7.69%								6.07%	
% Prisoner guilty, positive equivalents	1.56%	0.00%	0.00%	0.00%	1.92%								0.70%	
% Total prisoner fails	6.25%	9.43%	6.56%	1.96%	9.62%								6.76%	
% No test without valid reason	0.00%	0.00%	0.00%	0.00%	0.00%								0.00%	
% Failures for SDO	6.25%	9.43%	6.56%	1.96%	9.62%								6.76%	

Port Phillip Prison - Drugs Identified Through Testing by Drug Type: 2019-2020

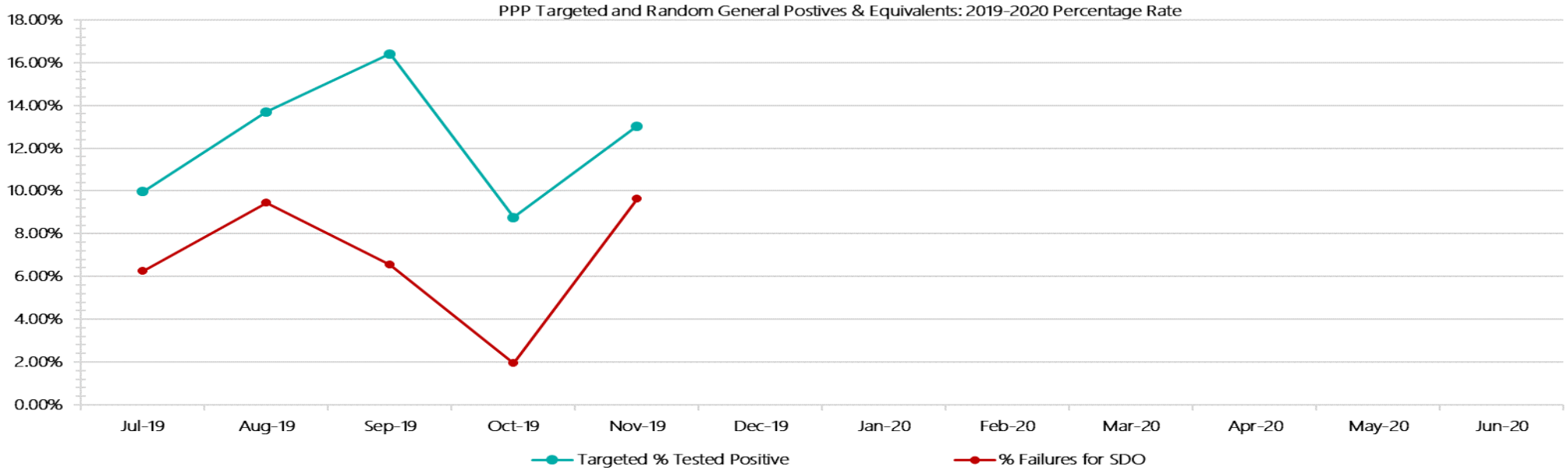
PPP	Amphetamines	Methamphetamines	Cocaine	Opiates	Benzodiazepines	Cannabinoids	Ethanol**	Methadone	ADP*	APS*	Steroids**	Buprenorphine	NOA*	Total
Jul-19	2	2	0	0	0	0	0	5	0	0	0	36	0	45
Aug-19	4	5	0	0	0	0	0	4	0	0	0	39	0	52
Sep-19	6	11	0	0	0	0	0	2	0	0	0	39	0	58
Oct-19	0	1	0	0	0	0	0	0	0	0	0	26	0	27
Nov-19	1	2	0	1	1	0	0	0	0	0	0	40	0	45
Dec-19														
Jan-20														
Feb-20														
Mar-20														
Apr-20														
May-20														
Jun-20														
PPP YTD	13	21	0	1	1	0	0	11	0	0	0	180	0	227
All Prisons YTD	85	138	1	19	17	16	10	19	28	8	0	949	0	1290
PPP % of Total	15.29%	15.22%	0.00%	5.26%	5.88%	0.00%	0.00%	57.89%	0.00%	0.00%	0.00%	18.97%	0.00%	17.60%

Port Phillip Prison Seizures of Contraband: Visitors & Prisoners: 2019-2020

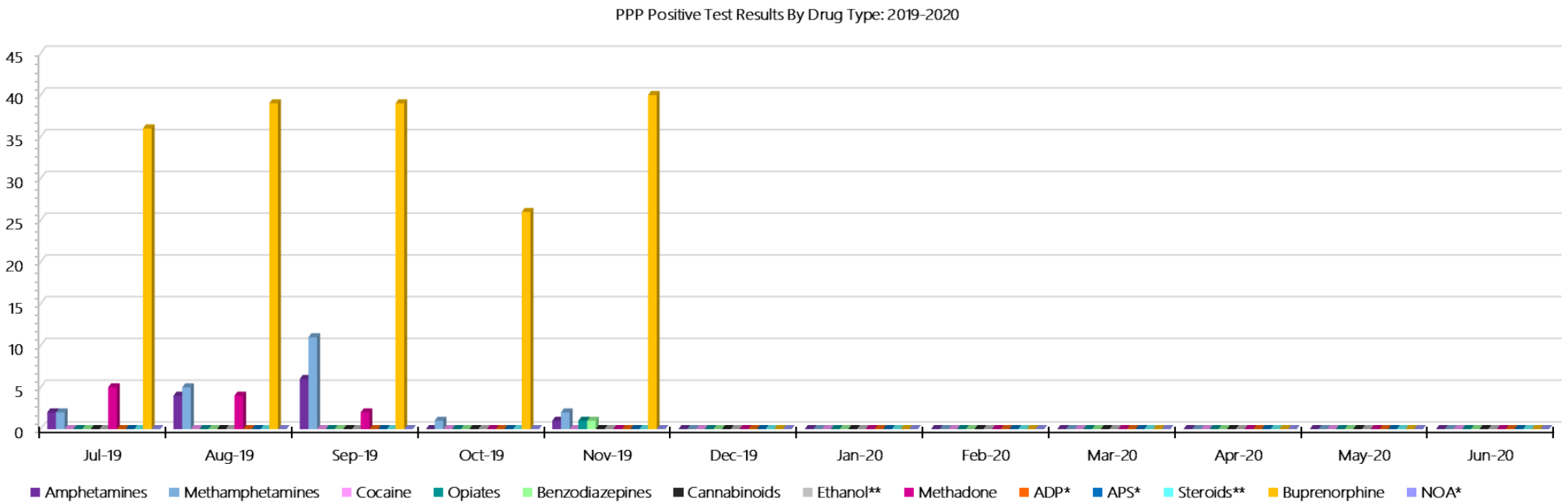
Visitors	GVM		Powder & Crystal		Synthetic (Suspected)		Prescription Medication		Buprenorphine		Alcohol & Home Brew		Syringes & Needles		Smoking Paraphernalia		Edged Weapons		Electronic Devices		Tools		Other		
	PPP	Finds	Gms	Finds	Gms	Finds	Gms	Finds	Qty	Finds	Qty	Finds	Ltrs	Finds	Qty	Finds	Qty	Finds	Qty	Finds	Qty	Finds	Qty	Finds	Qty
Jul-19	0	0.00	1	2.00	0	0.00	0	0.00	3	158.00	0	0.000	1	4	0	0	0	0	0	0	0	0	0	0	0
Aug-19	1	22.00	1	18.43	0	0.00	0	0.00	1	94.00	0	0.000	1	3	0	0	1	1	0	0	0	0	0	0	0
Sep-19	0	0.00	0	0.00	0	0.00	0	0.00	0	0.00	0	0.000	0	0	0	0	0	0	0	0	0	0	0	0	0
Oct-19	0	0.00	0	0.00	0	0.00	1	2.00	0	0.00	0	0.000	2	5	3	7	0	0	0	0	0	0	0	0	0
Nov-19	0	0.00	0	0.00	0	0.00	0	0.00	0	0.00	0	0.000	0	0	0	0	0	0	0	0	0	0	0	0	0
Dec-19																									
Jan-20																									
Feb-20																									
Mar-20																									
Apr-20																									
May-20																									
Jun-20																									
Total	1	22.00	2	20.43	0	0.00	1	2.00	4	252.00	0	0.000	4	12	3	7	1	1	0	0	0	0	0	0	0

Prisoners	GVM		Powder & Crystal		Synthetic (Suspected)		Prescription Medication		Buprenorphine		Alcohol & Home Brew		Syringes & Needles		Smoking Paraphernalia		Edged Weapons		Electronic Devices		Tools		Other		
	PPP	Finds	Gms	Finds	Gms	Finds	Gms	Finds	Qty	Finds	Qty	Finds	Ltrs	Finds	Qty	Finds	Qty	Finds	Qty	Finds	Qty	Finds	Qty	Finds	Qty
Jul-19	0	0.00	0	0.00	0	0.00	9	29.50	9	34.30	0	0.000	2	2	5	7	14	15	0	0	3	3	11	16	
Aug-19	0	0.00	0	1.00	0	0.00	0	5.00	6	21.20	0	0.000	0	0	0	6	1	12	0	0	0	17	7	24	
Sep-19	0	0.00	2	4.00	0	0.00	5	15.50	12	33.30	1	3.000	8	8	5	5	23	27	0	0	8	8	27	40	
Oct-19	0	0.00	0	0.00	0	0.00	9	37.50	14	50.95	0	0.000	1	3	4	5	16	17	0	0	9	11	11	11	
Nov-19	0	0.00	1	1.00	0	0.00	9	15.50	15	59.50	4	16.000	2	2	2	2	13	16	2	0	2	4	8	8	
Dec-19																									
Jan-20																									
Feb-20																									
Mar-20																									
Apr-20																									
May-20																									
Jun-20																									
Total	0	0.00	3	6.00	0	0.00	32	103.00	56	199.25	5	19.000	13	15	16	25	67	87	2	0	22	43	64	99	

Port Phillip Prison Targeted and Random General Drug Test Positives & Equivalents: 2019-2020

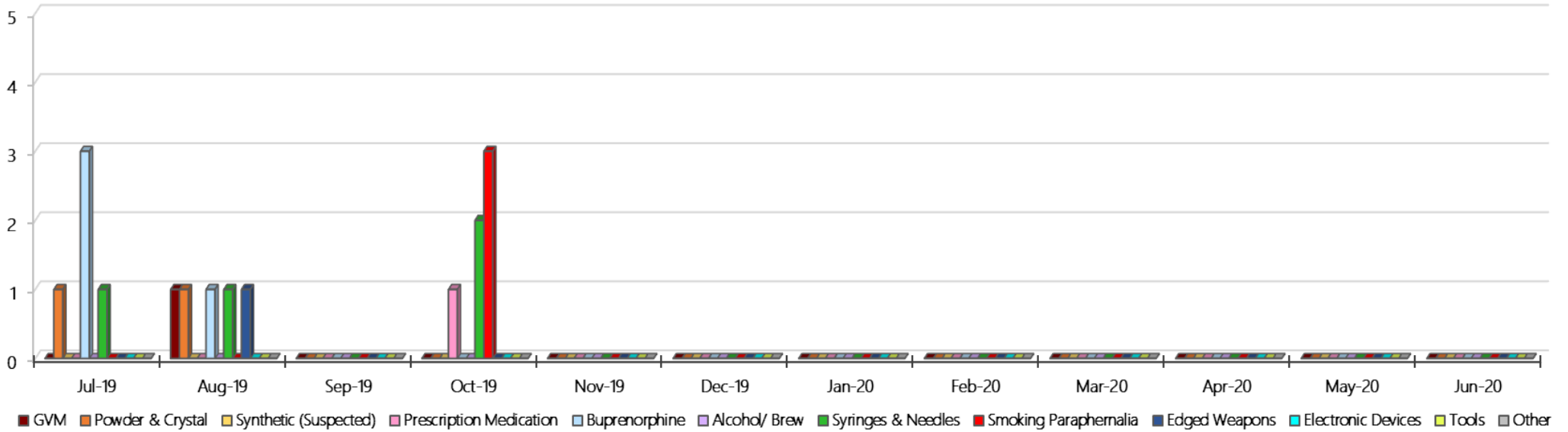


Port Phillip Prison Positive Test Results by Drug Type: 2019-2020



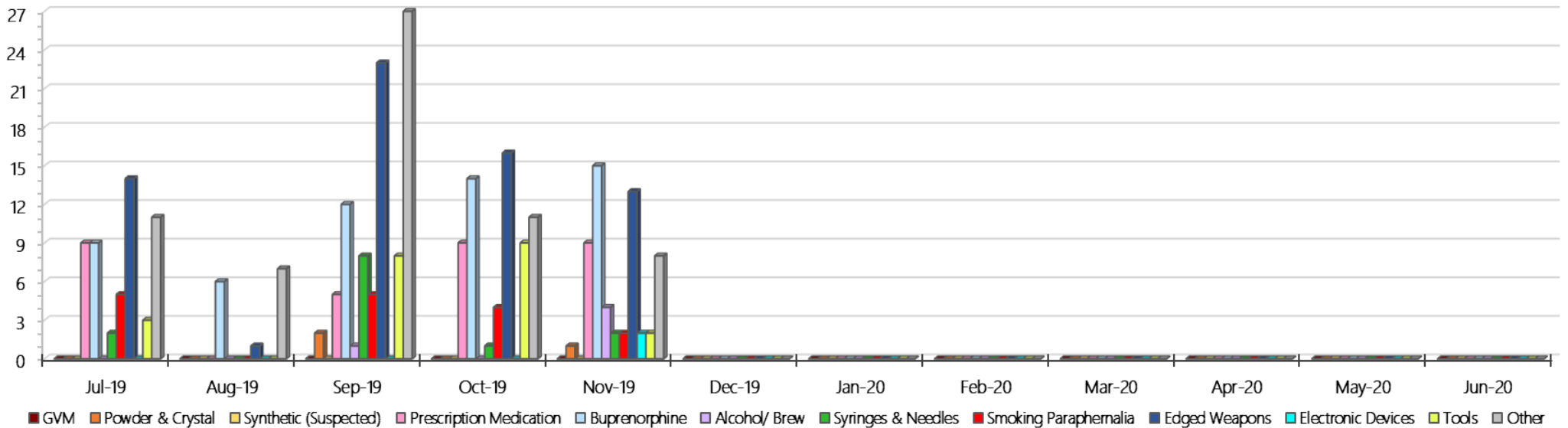
Port Phillip Prison Count of Visitor Seizure Finds: 2019-2020

PPP Count of Visitor Seizure Finds - 2019-2020



Port Phillip Prison Count of Prisoner Seizure Finds: 2019-2020

PPP Count of Prisoner Seizure Finds - 2019-2020



Dame Phyllis Frost Centre Targeted and Random General Drug Test Results: 2019-2020

DPFC	Jul-19	Aug-19	Sep-19	Oct-19	Nov-19	Dec-19	Jan-20	Feb-20	Mar-20	Apr-20	May-20	Jun-20	Average	Totals
Effective Sample - Targeted	55	90	112	125	160								108	542
Targeted Positives	5	3	2	12	11								7	33
Refusal	3	1	2	1	3								2	10
Unable	2	0	1	2	2								1	7
Interfered	0	0	0	0	0								0	0
Adulterated	0	0	0	0	0								0	0
Targeted % Tested Positive	18.18%	4.44%	4.46%	12.00%	10.00%								9.23%	9.23%
Awaiting / Pending Results	0	0	0	0	0								0	0
Targeted Residual	0	1	0	0	1								0	2
Random tests collected	77	60	70	59	58								65	324
Tested Positive	0	0	0	2	0								0	2
Refusal (guilty)	0	0	1	0	0								0	1
Unable (not guilty)	0	0	0	0	0								0	0
Unable (guilty)	0	0	0	0	0								0	0
Interfered (guilty)	0	0	0	0	0								0	0
No test (valid reason)	2	2	5	0	1								2	10
No test (no valid reason)	0	0	0	0	0								0	0
Adulterated	0	0	0	0	0								0	0
Awaiting / Pending Results	0	0	0	0	0								0	0
Random Residual (PIMS URAR030)	0	0	0	0	0								0	0
Effective Sample - Random General	77	60	71	59	58								65	325
% Tested positive	0.00%	0.00%	0.00%	3.39%	0.00%								0.68%	
% Prisoner guilty, positive equivalents	0.00%	0.00%	1.41%	0.00%	0.00%								0.28%	
% Total prisoner fails	0.00%	0.00%	1.41%	3.39%	0.00%								0.96%	
% No test without valid reason	0.00%	0.00%	0.00%	0.00%	0.00%								0.00%	
Random General Benchmark 7.25%	7.25%	7.25%	7.25%	7.25%	7.25%	7.25%	7.25%	7.25%	7.25%	7.25%	7.25%	7.25%	YTD	
% Failures for SDO	0.00%	0.00%	1.41%	3.39%	0.00%								0.92%	

Dame Phyllis Frost Centre - Drugs Identified Through Testing by Drug Type: 2019-2020

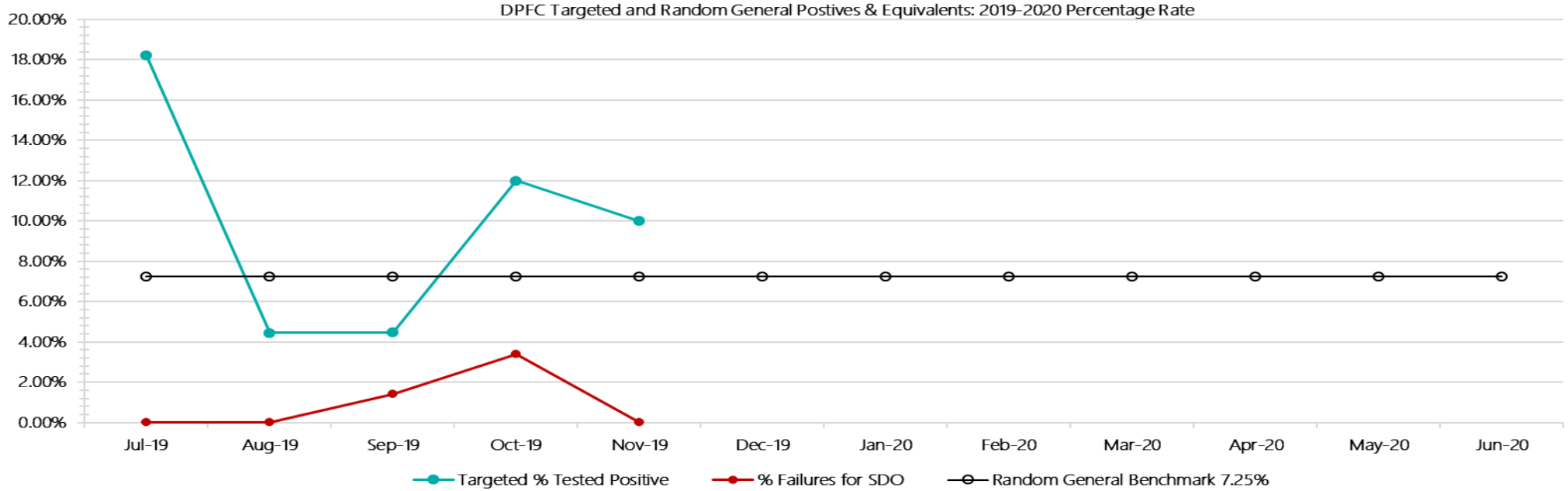
DPFC	Amphetamines	Methamphetamines	Cocaine	Opiates	Benzodiazepines	Cannabinoids	Ethanol**	Metadone	ADP*	APS*	Steroids**	Buprenorphine	NOA*	Total
Jul-19	4	4	0	0	0	0	0	0	0	0	0	3	0	11
Aug-19	2	2	0	0	0	0	0	0	0	0	0	2	0	6
Sep-19	0	0	0	1	0	1	0	0	0	0	0	0	0	2
Oct-19	8	13	0	0	0	0	0	0	0	1	0	1	0	23
Nov-19	3	4	0	0	0	0	0	0	1	0	0	7	0	15
Dec-19														
Jan-20														
Feb-20														
Mar-20														
Apr-20														
May-20														
Jun-20														
DPFC YTD	17	23	0	1	0	1	0	0	1	1	0	13	0	57
<i>All Prisons YTD</i>	<i>85</i>	<i>138</i>	<i>1</i>	<i>19</i>	<i>17</i>	<i>16</i>	<i>10</i>	<i>19</i>	<i>28</i>	<i>8</i>	<i>0</i>	<i>949</i>	<i>0</i>	<i>1290</i>
<i>DPFC % of Total</i>	<i>20.00%</i>	<i>16.67%</i>	<i>0.00%</i>	<i>5.26%</i>	<i>0.00%</i>	<i>6.25%</i>	<i>0.00%</i>	<i>0.00%</i>	<i>3.57%</i>	<i>12.50%</i>	<i>0.00%</i>	<i>1.37%</i>	<i>0.00%</i>	<i>4.42%</i>

Dame Phyllis Frost Centre - Seizures of Contraband: Visitors & Prisoners: 2019-2020

Visitors	GVM		Powder & Crystal		Synthetic (Suspected)		Prescription Medication		Buprenorphine		Alcohol & Home Brew		Syringes & Needles		Smoking Paraphernalia		Edged Weapons		Electronic Devices		Tools		Other		
	Finds	Gms	Finds	Gms	Finds	Gms	Finds	Qty	Finds	Qty	Finds	Ltrs	Finds	Qty	Finds	Qty	Finds	Qty	Finds	Qty	Finds	Qty	Finds	Qty	
Jul-19	0	0.00	0	0.00	0	0.00	0	0.00	0	0.00	0	0.000	0	0	0	0	0	0	0	0	0	0	0	0	
Aug-19	0	0.00	0	0.00	0	0.00	0	0.00	0	0.00	0	0.000	0	0	0	0	0	0	0	0	0	0	0	0	
Sep-19	0	0.00	0	0.00	0	0.00	0	0.00	0	0.00	0	0.000	0	0	0	0	0	0	0	0	0	0	0	0	
Oct-19	0	0.00	0	0.00	0	0.00	0	0.00	0	0.00	0	0.000	0	0	0	0	0	0	1	1	0	0	0	0	
Nov-19	0	0.00	0	0.00	0	0.00	0	0.00	0	0.00	0	0.000	0	0	0	0	0	0	0	0	0	0	0	0	
Dec-19																									
Jan-20																									
Feb-20																									
Mar-20																									
Apr-20																									
May-20																									
Jun-20																									
Total	0	0.00	0	0.00	0	0.00	0	0.00	0	0.00	0	0.000	0	0	0	0	0	0	0	1	1	0	0	0	0

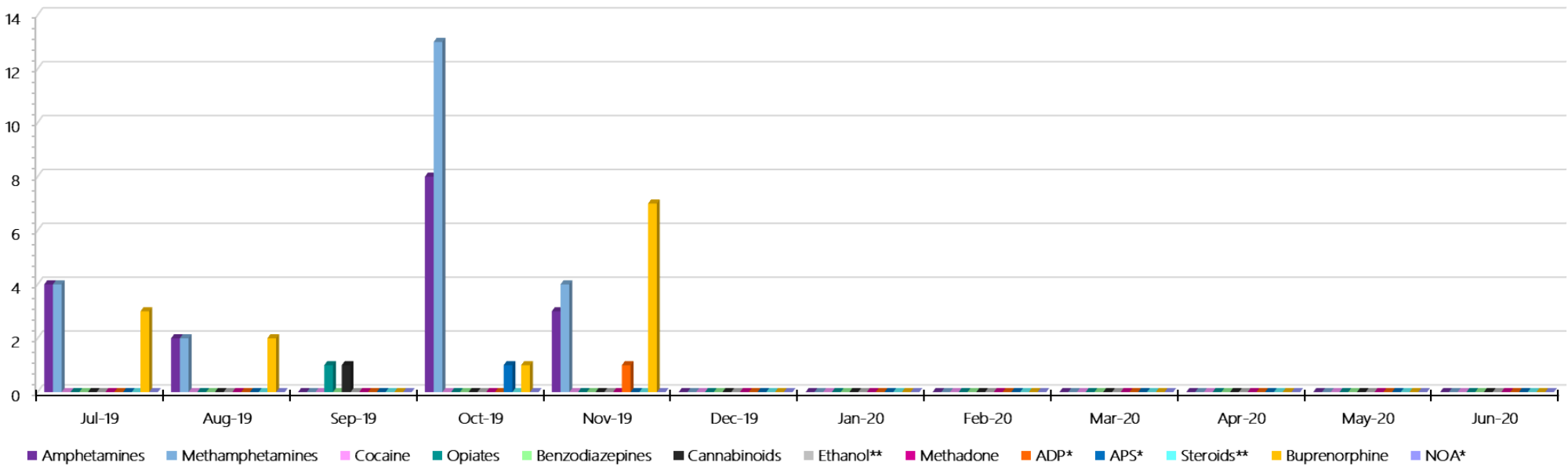
Prisoners	GVM		Powder & Crystal		Synthetic (Suspected)		Prescription Medication		Buprenorphine		Alcohol & Home Brew		Syringes & Needles		Smoking Paraphernalia		Edged Weapons		Electronic Devices		Tools		Other	
	Finds	Gms	Finds	Gms	Finds	Gms	Finds	Qty	Finds	Qty	Finds	Ltrs	Finds	Qty	Finds	Qty	Finds	Qty	Finds	Qty	Finds	Qty	Finds	Qty
Jul-19	0	0.00	1	2.10	0	0.00	2	7.00	1	1.00	1	1.000	2	31	3	3	0	0	0	0	0	0	0	0
Aug-19	0	0.00	1	1.00	0	0.00	0	0.00	1	1.00	1	0.600	3	6	2	6	1	1	1	1	0	0	3	3
Sep-19	1	0.90	2	0.30	0	0.00	5	11.50	2	7.00	1	1.000	8	55	2	3	0	0	1	1	0	0	2	2
Oct-19	0	0.00	4	11.60	0	0.00	4	2.75	0	0.00	1	2.600	3	3	2	2	0	0	1	1	0	0	0	0
Nov-19	0	0.00	2	1.10	0	0.00	2	1.50	1	1.00	1	10.000	1	1	6	20	0	0	0	0	2	2	0	0
Dec-19																								
Jan-20																								
Feb-20																								
Mar-20																								
Apr-20																								
May-20																								
Jun-20																								
Total	1	0.90	10	16.10	0	0.00	13	22.75	5	10.00	5	15.200	17	96	15	34	1	1	3	3	2	2	5	5

Dame Phyllis Frost Centre Targeted and Random General Drug Test Positives & Equivalents – 2019-2020



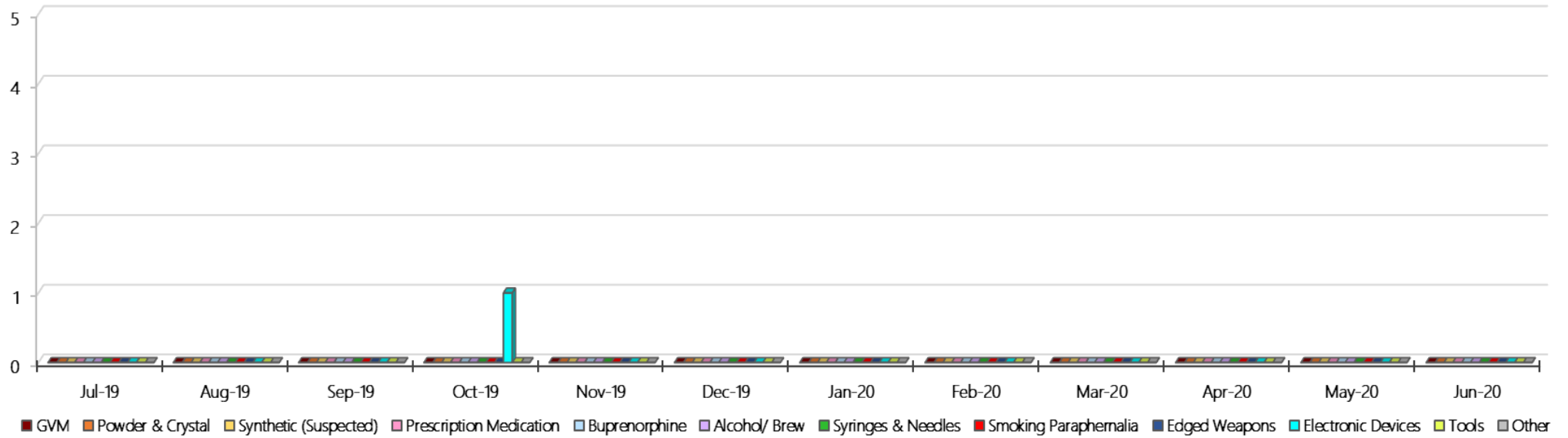
Dame Phyllis Frost Centre Positive Test Results by Drug Type – 2019-2020

DPFC Positive Test Results By Drug Type: 2019-2020



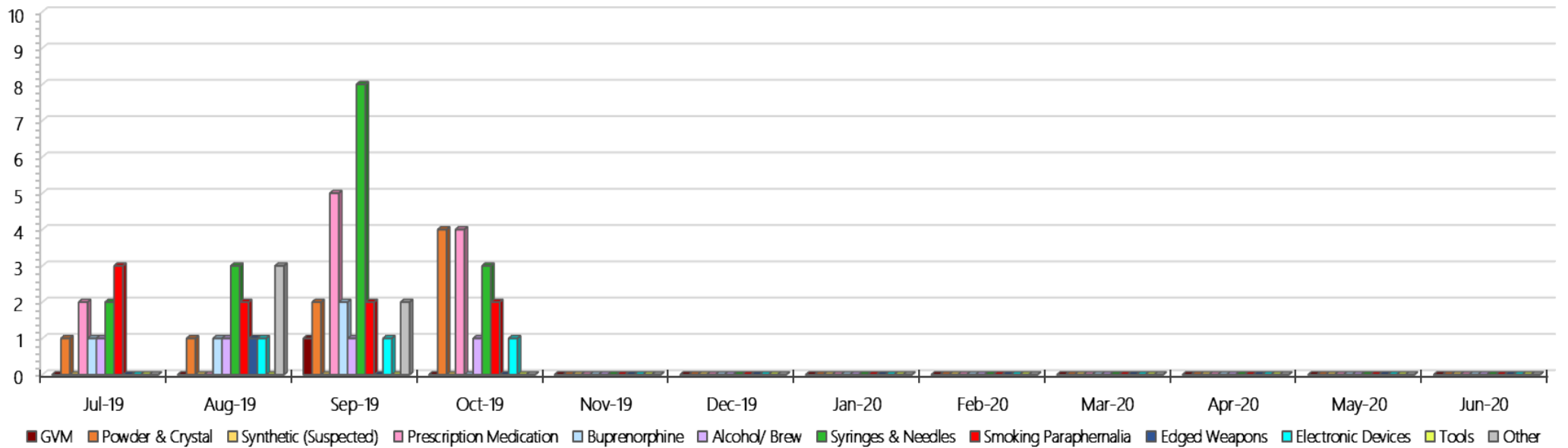
Dame Phyllis Frost Centre Count of Visitor Seizure Finds – 2019-2020

DPFC Count of Visitor Seizure Finds – 2019-2020



DPFC Count of Prisoner Seizure Finds – 2019-2020

DPFC Count of Prisoner Seizure Finds – 2019-2020



Fulham Correctional Centre

Targeted and Random General Drug Test Results: 2019-2020

Fulham	Jul-19	Aug-19	Sep-19	Oct-19	Nov-19	Dec-19	Jan-20	Feb-20	Mar-20	Apr-20	May-20	Jun-20	Average	Totals
Effective Sample - Targeted	224	204	204	197	193								204	1022
Targeted Positives	22	18	10	27	18								19	95
Refusal	0	0	0	0	0								0	0
Unable	0	3	3	0	2								2	8
Interfered	0	0	0	0	0								0	0
Adulterated	0	0	0	0	0								0	0
Targeted % Tested Positive	9.82%	10.29%	6.37%	13.71%	10.36%								10.08%	10.08%
Awaiting / Pending Results	0	0	0	0	0								0	0
Targeted Residual	1	2	2	1	3								2	9
Random tests collected	76	61	73	57	60								65	327
Tested Positive	0	0	1	0	5								1	6
Refusal (guilty)	0	0	0	0	0								0	0
Unable (not guilty)	0	0	0	1	0								0	1
Unable (guilty)	0	0	1	0	0								0	1
Interfered (guilty)	0	0	0	0	0								0	0
No test (valid reason)	4	2	2	2	0								2	10
No test (no valid reason)	0	0	0	0	0								0	0
Adulterated	0	0	0	0	0								0	0
Awaiting / Pending Results	0	0	0	0	0								0	0
Random Residual (PIMS URAR030)	0	0	0	0	0								0	0
Effective Sample - Random General	76	61	74	57	60								66	328
% Tested positive	0.00%	0.00%	1.35%	0.00%	8.33%								1.94%	
% Prisoner guilty, positive equivalents	0.00%	0.00%	1.35%	0.00%	0.00%								0.27%	
% Total prisoner fails	0.00%	0.00%	2.70%	0.00%	8.33%								2.21%	
% No test without valid reason	0.00%	0.00%	0.00%	0.00%	0.00%								0.00%	
% Failures for SDO	0.00%	0.00%	2.70%	0.00%	8.33%								2.13%	

Fulham - Drugs Identified Through Testing by Drug Type: 2019-2020

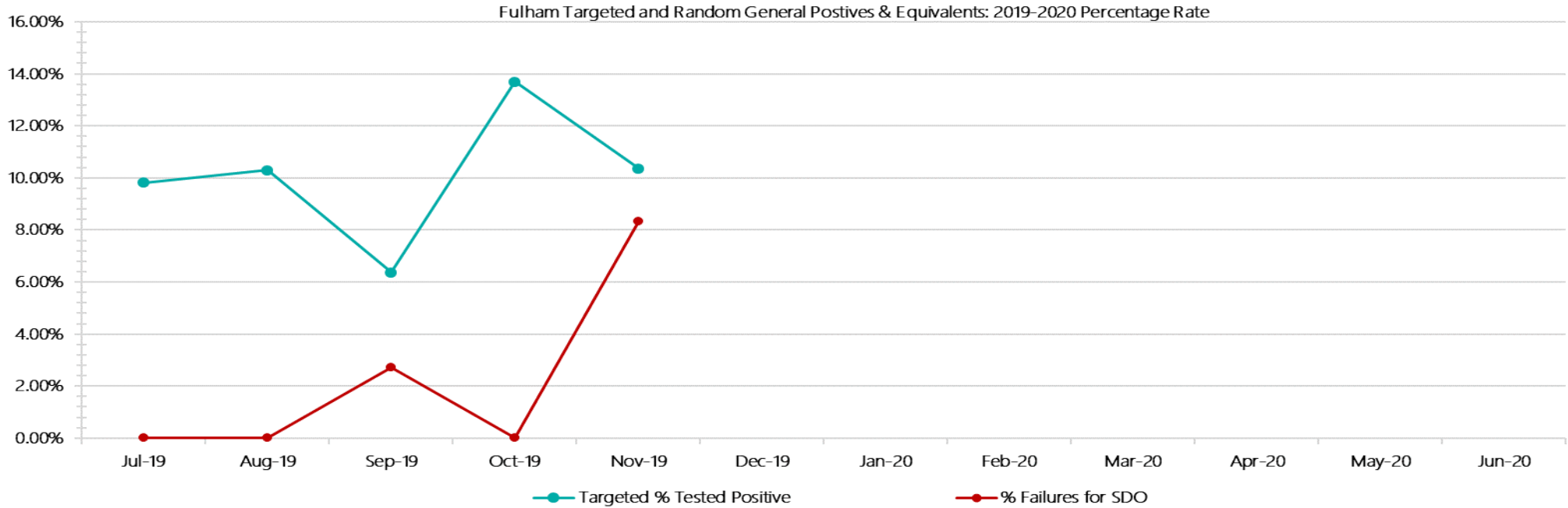
Fulham	Amphetamines	Methamphetamines	Cocaine	Opiates	Benzodiazepines	Cannabinoids	Ethanol**	Methadone	ADP*	APS*	Steroids**	Buprenorphine	NOA*	Total
Jul-19	0	0	0	2	0	1	0	1	3	1	0	17	0	25
Aug-19	2	3	0	0	0	0	0	0	6	2	0	11	0	24
Sep-19	0	0	0	3	1	0	0	0	1	0	0	6	0	11
Oct-19	0	0	0	0	1	0	0	1	5	2	0	24	0	33
Nov-19	0	0	0	2	2	0	0	0	5	0	0	20	0	29
Dec-19														
Jan-20														
Feb-20														
Mar-20														
Apr-20														
May-20														
Jun-20														
Fulham YTD	2	3	0	7	4	1	0	2	20	5	0	78	0	122
<i>All Prisons YTD</i>	<i>85</i>	<i>138</i>	<i>1</i>	<i>19</i>	<i>17</i>	<i>16</i>	<i>10</i>	<i>19</i>	<i>28</i>	<i>8</i>	<i>0</i>	<i>949</i>	<i>0</i>	<i>1290</i>
<i>Fulham % of Total</i>	<i>2.35%</i>	<i>2.17%</i>	<i>0.00%</i>	<i>36.84%</i>	<i>23.53%</i>	<i>6.25%</i>	<i>0.00%</i>	<i>10.53%</i>	<i>71.43%</i>	<i>62.50%</i>	<i>0.00%</i>	<i>8.22%</i>	<i>0.00%</i>	<i>9.46%</i>

Fulham Seizures of Contraband: Visitors & Prisoners: 2019-2020

Visitors	GVM		Powder & Crystal		Synthetic (Suspected)		Prescription Medication		Buprenorphine		Alcohol & Home Brew		Syringes & Needles		Smoking Paraphernalia		Edged Weapons		Electronic Devices		Tools		Other		
	Finds	Gms	Finds	Gms	Finds	Gms	Finds	Qty	Finds	Qty	Finds	Ltrs	Finds	Qty	Finds	Qty	Finds	Qty	Finds	Qty	Finds	Qty	Finds	Qty	
Fulham																									
Jul-19	0	0.00	0	0.00	0	0.00	0	0.00	0	0.00	0	0.000	0	0	1	4	0	0	0	0	0	0	0	0	
Aug-19	0	0	0	0	0	0	0	0	0	0	0	0	1	1	2	2	0	0	0	0	0	0	0	2	10
Sep-19	0	0.00	0	0.00	0	0.00	0	0.00	0	0.00	0	0.000	0	0	0	0	0	0	0	0	0	0	0	0	0
Oct-19	0	0.00	0	0.00	0	0.00	0	0.00	0	0.00	0	0.000	0	0	2	4	0	0	0	0	0	0	0	0	0
Nov-19	0	0.00	0	0.00	0	0.00	0	0.00	0	0.00	0	0.000	0	0	0	0	0	0	0	0	0	0	0	1	1
Dec-19																									
Jan-20																									
Feb-20																									
Mar-20																									
Apr-20																									
May-20																									
Jun-20																									
Total	0	0.00	0	0.00	0	0.00	0	0.00	0	0.00	0	0.000	1	1	5	10	0	0	0	0	0	0	3	11	

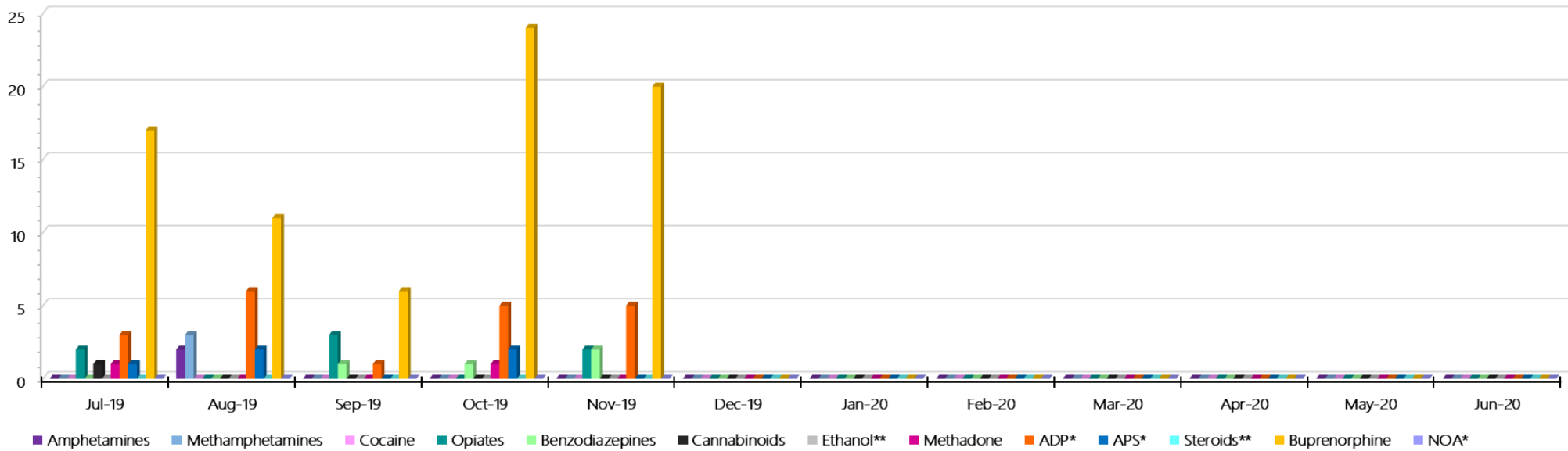
Prisoners	GVM		Powder & Crystal		Synthetic (Suspected)		Prescription Medication		Buprenorphine		Alcohol & Home Brew		Syringes & Needles		Smoking Paraphernalia		Edged Weapons		Electronic Devices		Tools		Other		
	Finds	Gms	Finds	Gms	Finds	Gms	Finds	Qty	Finds	Qty	Finds	Ltrs	Finds	Qty	Finds	Qty	Finds	Qty	Finds	Qty	Finds	Qty	Finds	Qty	
Fulham																									
Jul-19	0	0.00	1	0.01	0	0.00	7	21.50	7	4.00	2	2.000	2	2	20	103	2	3	3	3	3	3	4	6	7
Aug-19	0	0.00	2	1.50	0	0.00	6	6.00	4	20.80	3	3.600	1	1	20	31	2	2	2	4	5	11	12	13	
Sep-19	0	0.00	0	0.00	0	0.00	11	29.75	9	4.80	4	4.500	1	3	21	31	12	16	1	3	5	20	1	1	
Oct-19	1	0.20	0	0.00	0	0.00	6	12.00	5	3.30	2	1.200	1	1	30	87	8	10	0	0	10	21	6	7	
Nov-19	0	0.00	0	0.00	0	0.00	8	14.50	10	4.40	3	7.000	1	1	38	63	5	6	2	2	14	34	7	7	
Dec-19																									
Jan-20																									
Feb-20																									
Mar-20																									
Apr-20																									
May-20																									
Jun-20																									
Total	1	0.20	3	1.51	0	0.00	38	83.75	35	37.30	14	18.300	6	8	129	315	29	37	8	12	37	90	32	35	

Fulham Targeted and Random General Drug Test Positives & Equivalents: 2019-2020



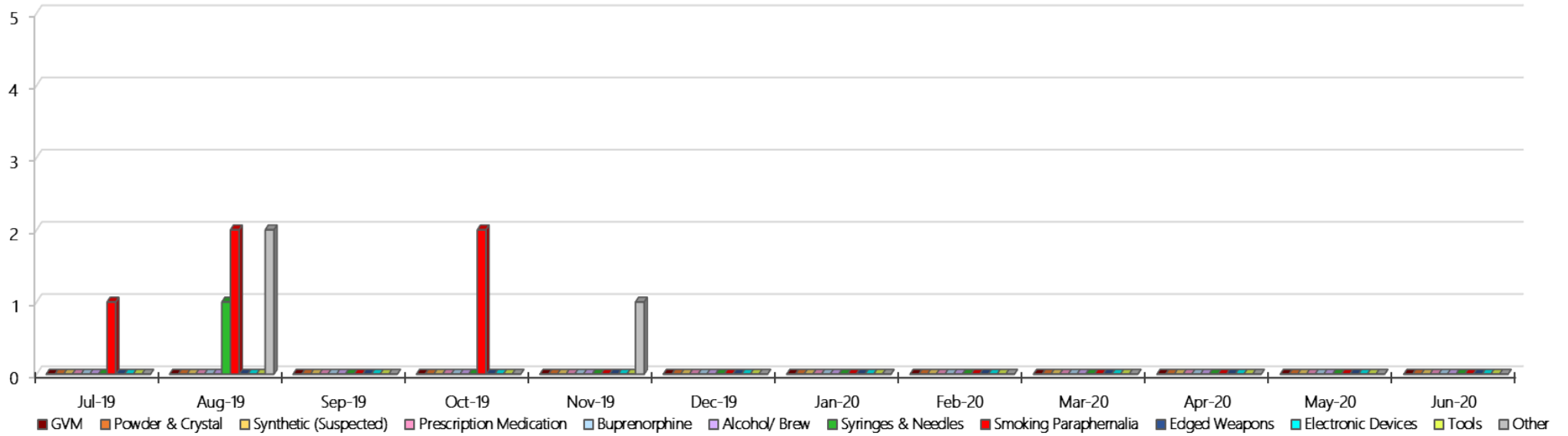
Fulham Positive Test Results by Drug Type: 2019-2020

Fulham Positive Test Results By Drug Type: 2019-2020



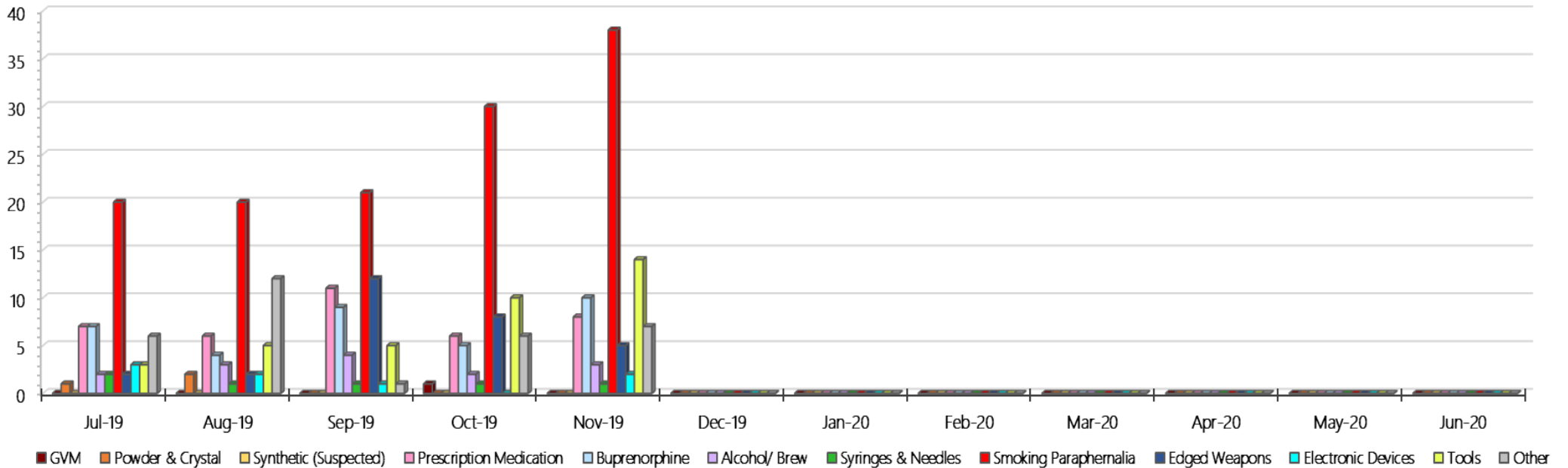
Fulham Count of Visitor Seizure Finds: 2019-2020

Fulham Count of Visitor Seizure Finds: 2019-2020



Fulham Count of Prisoner Seizure Finds: 2019-2020

Fulham Count of Prisoner Seizure Finds: 2019-2020



Hopkins Correctional Centre

Targeted and Random General Drug Test Results: 2019-2020

Hopkins	Jul-19	Aug-19	Sep-19	Oct-19	Nov-19	Dec-19	Jan-20	Feb-20	Mar-20	Apr-20	May-20	Jun-20	Average	Totals
Effective Sample - Targeted	22	7	13	16	31								18	89
Targeted Positives	2	1	0	2	6								2	11
Refusal	1	0	0	0	2								1	3
Unable	0	0	0	1	1								0	2
Interfered	0	0	0	0	0								0	0
Adulterated	0	0	0	0	0								0	0
Targeted % Tested Positive	13.64%	14.29%	0.00%	18.75%	29.03%								17.98%	17.98%
Awaiting / Pending Results	0	0	0	0	0								0	0
Targeted Residual	0	0	0	0	0								0	0
Random tests collected	107	85	108	91	90								96	481
Tested Positive	2	1	2	5	2								2	12
Refusal (guilty)	0	0	0	0	0								0	0
Unable (not guilty)	0	0	0	1	1								0	2
Unable (guilty)	0	0	2	0	0								0	2
Interfered (guilty)	0	0	0	0	0								0	0
No test (valid reason)	0	0	0	0	1								0	1
No test (no valid reason)	0	0	0	0	0								0	0
Adulterated	0	0	0	0	0								0	0
Awaiting / Pending Results	0	0	0	0	1								0	1
Random Residual (PIMS URAR030)	0	0	0	0	0								0	0
Effective Sample - Random General	107	85	110	91	90								97	483
% Tested positive	1.87%	1.18%	1.82%	5.49%	2.22%								2.52%	
% Prisoner guilty, positive equivalents	0.00%	0.00%	1.82%	0.00%	0.00%								0.36%	
% Total prisoner fails	1.87%	1.18%	3.64%	5.49%	2.22%								2.88%	
% No test without valid reason	0.00%	0.00%	0.00%	0.00%	0.00%								0.00%	
Random General Benchmark 3.50%	3.50%	3.50%	3.50%	3.50%	3.50%	3.50%	3.50%	3.50%	3.50%	3.50%	3.50%	3.50%	YTD	
% Failures for SDO	1.87%	1.18%	3.64%	5.49%	2.22%								2.90%	

Hopkins - Drugs Identified Through Testing by Drug Type: 2019-2020

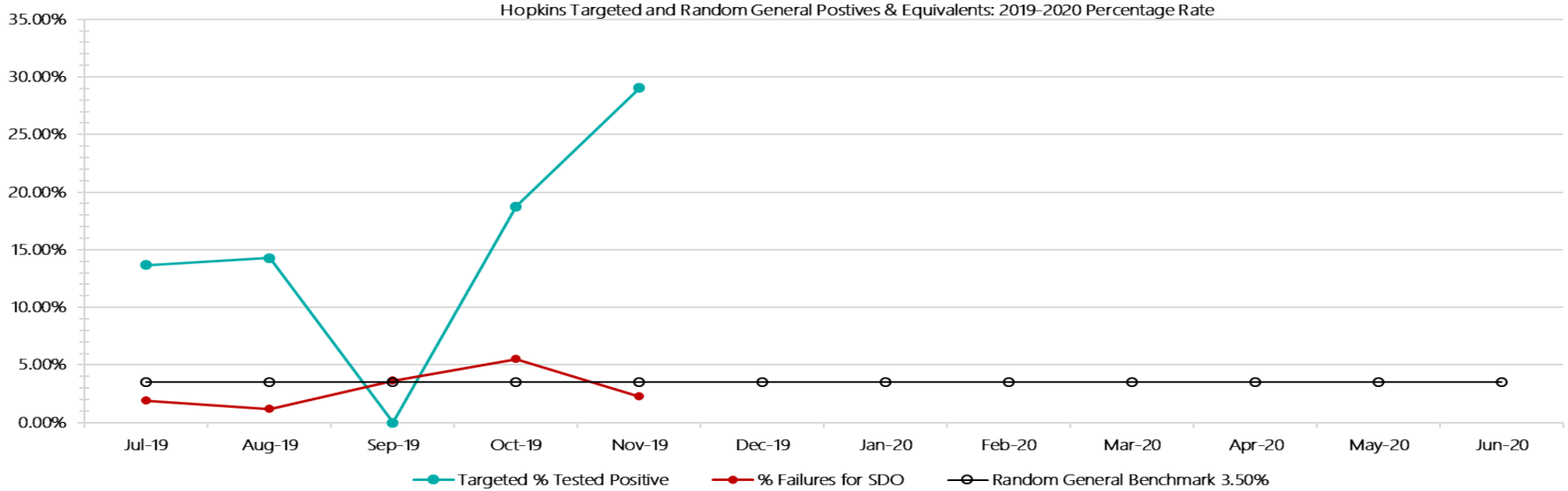
Hopkins	Amphetamines	Methamphetamines	Cocaine	Opiates	Benzodiazepines	Cannabinoids	Ethanol**	Methadone	ADP*	APS*	Steroids**	Buprenorphine	NOA*	Total
Jul-19	0	0	0	0	0	0	0	0	0	0	0	3	0	3
Aug-19	0	0	0	0	0	0	0	0	0	0	0	4	0	4
Sep-19	0	0	0	0	0	0	0	0	0	0	0	2	0	2
Oct-19	0	0	0	0	0	0	0	0	0	0	0	10	0	10
Nov-19	0	1	0	0	1	0	0	0	0	0	0	7	0	9
Dec-19														
Jan-20														
Feb-20														
Mar-20														
Apr-20														
May-20														
Jun-20														
Hopkins YTD	0	1	0	0	1	0	0	0	0	0	0	26	0	28
<i>All Prisons YTD</i>	<i>85</i>	<i>138</i>	<i>1</i>	<i>19</i>	<i>17</i>	<i>16</i>	<i>10</i>	<i>19</i>	<i>28</i>	<i>8</i>	<i>0</i>	<i>949</i>	<i>0</i>	<i>1290</i>
<i>Hopkins % of Total</i>	<i>0.00%</i>	<i>0.72%</i>	<i>0.00%</i>	<i>0.00%</i>	<i>5.88%</i>	<i>0.00%</i>	<i>0.00%</i>	<i>0.00%</i>	<i>0.00%</i>	<i>0.00%</i>	<i>0.00%</i>	<i>2.74%</i>	<i>0.00%</i>	<i>2.17%</i>

Hopkins Seizures of Contraband: Visitors & Prisoners: 2019-2020

Visitors	GVM		Powder & Crystal		Synthetic (Suspected)		Prescription Medication		Buprenorphine		Alcohol & Home Brew		Syringes & Needles		Smoking Paraphernalia		Edged Weapons		Electronic Devices		Tools		Other	
	Finds	Gms	Finds	Gms	Finds	Gms	Finds	Qty	Finds	Qty	Finds	Ltrs	Finds	Qty	Finds	Qty	Finds	Qty	Finds	Qty	Finds	Qty	Finds	Qty
Jul-19	0	0.00	0	0.00	0	0.00	0	0.00	0	0.00	0	0.000	0	0	0	0	0	0	0	0	0	0	0	0
Aug-19	0	0.00	0	0.00	0	0.00	0	0.00	0	0.00	0	0.000	0	0	0	0	0	0	0	0	0	0	0	0
Sep-19	1	1.12	0	0.00	0	0.00	0	0.00	0	0.00	0	0.000	0	0	0	0	0	0	0	0	0	0	0	0
Oct-19	0	0.00	1	1.20	0	0.00	0	0.00	0	0.00	0	0.000	0	0	1	1	0	0	0	0	0	0	0	0
Nov-19	0	0.00	0	0.00	0	0.00	0	0.00	0	0.00	0	0.000	0	0	0	0	0	0	0	0	0	0	0	0
Dec-19																								
Jan-20																								
Feb-20																								
Mar-20																								
Apr-20																								
May-20																								
Jun-20																								
Total	1	1.12	1	1.20	0	0.00	0	0.00	0	0.00	0	0.000	0	0	1	1	0	0	0	0	0	0	0	0

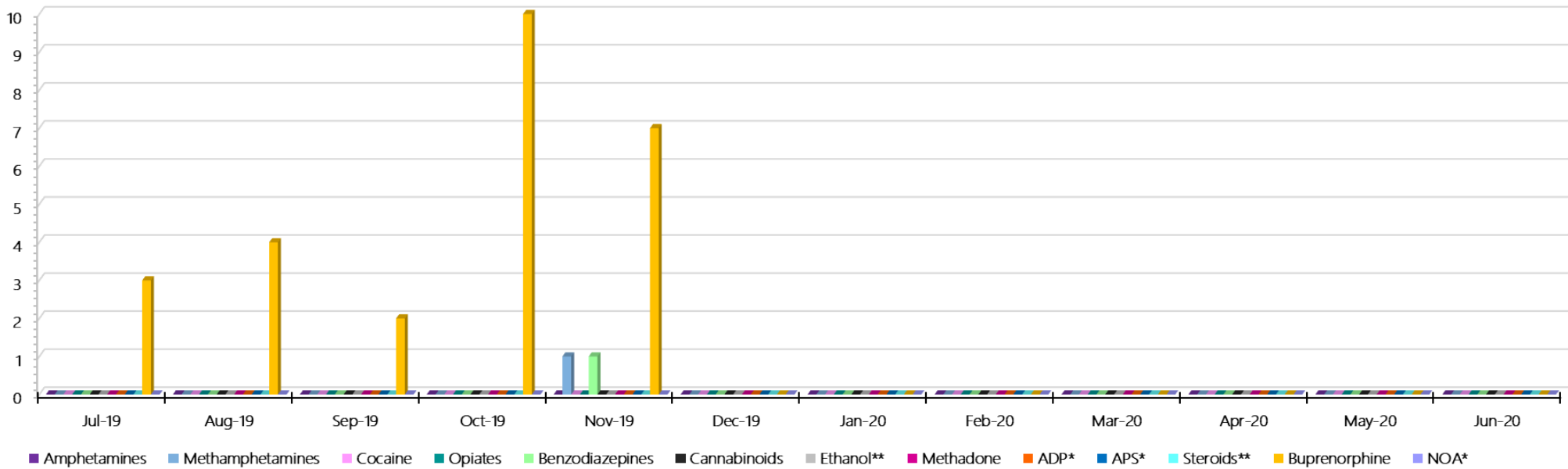
Prisoners	GVM		Powder & Crystal		Synthetic (Suspected)		Prescription Medication		Buprenorphine		Alcohol & Home Brew		Syringes & Needles		Smoking Paraphernalia		Edged Weapons		Electronic Devices		Tools		Other	
	Finds	Gms	Finds	Gms	Finds	Gms	Finds	Qty	Finds	Qty	Finds	Ltrs	Finds	Qty	Finds	Qty	Finds	Qty	Finds	Qty	Finds	Qty	Finds	Qty
Jul-19	0	0.00	0	0.00	0	0.00	0	0.00	2	0.30	0	0.000	3	3	2	10	0	0	0	0	0	0	1	1
Aug-19	0	0.00	0	0.00	0	0.00	0	0.00	9	17.00	0	0.000	1	1	9	21	2	2	0	0	0	0	0	0
Sep-19	0	0.00	0	0.00	0	0.00	0	0.00	3	0.40	0	0.000	0	0	3	3	2	2	0	0	0	0	0	0
Oct-19	0	0.00	0	0.00	0	0.00	0	0.00	1	0.30	0	0.000	0	0	3	5	1	1	1	1	1	1	2	2
Nov-19	0	0.00	0	0.00	0	0.00	2	5.50	0	0.00	0	0.000	2	2	2	4	1	1	0	0	2	6	0	0
Dec-19																								
Jan-20																								
Feb-20																								
Mar-20																								
Apr-20																								
May-20																								
Jun-20																								
Total	0	0.00	0	0.00	0	0.00	0	0.00	14	17.70	0	0.000	4	4	14	34	4	4	0	0	0	0	1	1

Hopkins Targeted and Random General Drug Test Positives & Equivalents: 2019-2020



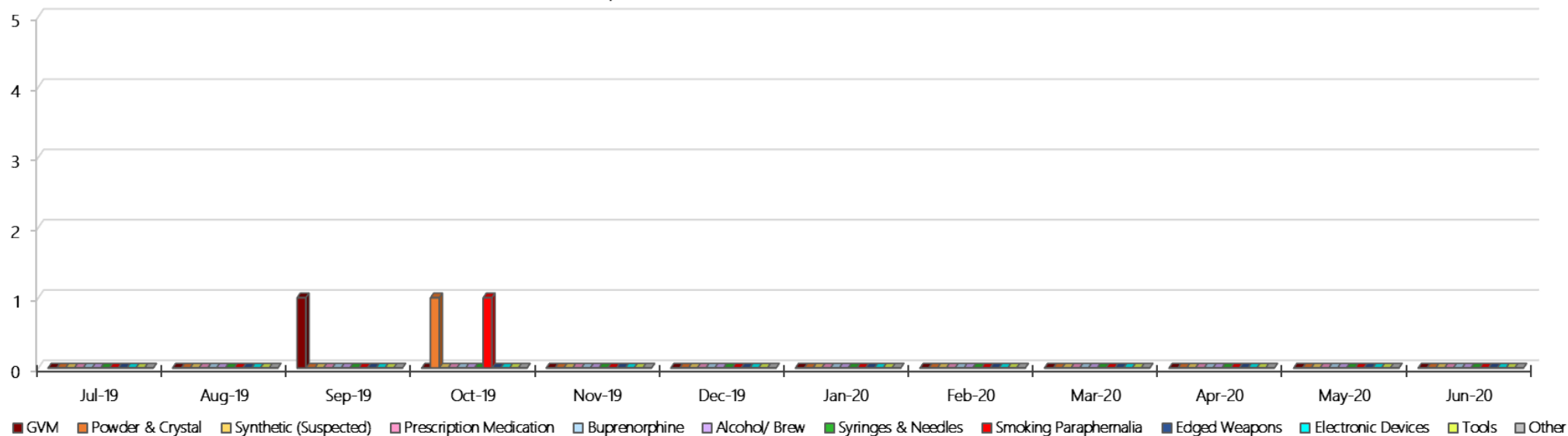
Hopkins Positive Test Results by Drug Type: 2019-2020

Hopkins Positive Test Results By Drug Type: 2019-2020



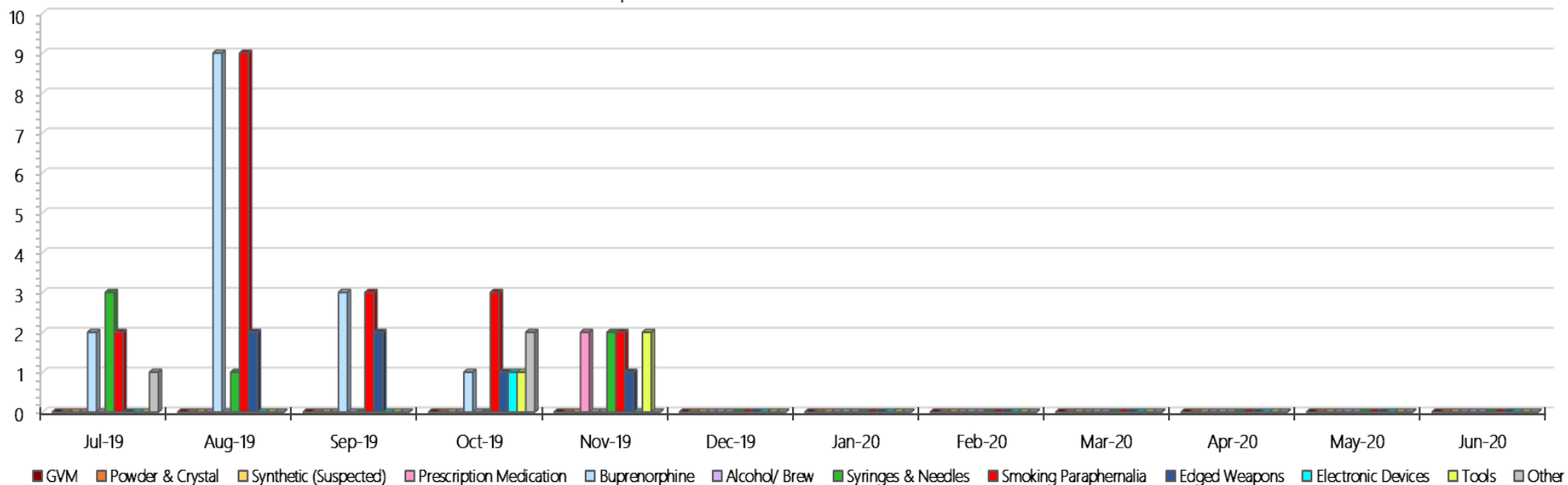
Hopkins Count of Visitor Seizure Finds: 2019-2020

Hopkins Count of Visitor Seizure Finds: 2019-2020



Hopkins Count of Prisoner Seizure Finds: 2019-2020

Hopkins Count of Prisoner Seizure Finds: 2019-2020



Karreenga (annex of Marngoneet)

Targeted and Random General Drug Test Results: 2019-2020

Karreenga	Jul-19	Aug-19	Sep-19	Oct-19	Nov-19	Dec-19	Jan-20	Feb-20	Mar-20	Apr-20	May-20	Jun-20	Average	Totals
Effective Sample - Targeted	44	41	23	34	24								33	166
Targeted Positives	4	3	3	3	3								3	16
Refusal	0	0	0	0	0								0	0
Unable	0	1	0	2	0								1	3
Interfered	1	0	0	0	0								0	1
Adulterated	0	0	0	0	0								0	0
Targeted % Tested Positive	11.36%	9.76%	13.04%	14.71%	12.50%								12.05%	12.05%
Awaiting / Pending Results	0	0	0	0	0								0	0
Targeted Residual	0	1	0	0	0								0	1
Random tests collected	42	34	43	36	36								38	191
Tested Positive	0	2	0	0	0								0	2
Refusal (guilty)	0	0	0	0	0								0	0
Unable (not guilty)	0	0	0	0	0								0	0
Unable (guilty)	2	1	0	0	0								1	3
Interfered (guilty)	0	0	0	0	0								0	0
No test (valid reason)	1	1	2	0	0								1	4
No test (no valid reason)	0	0	0	0	0								0	0
Adulterated	0	0	0	0	0								0	0
Awaiting / Pending Results	0	0	0	0	0								0	0
Random Residual (PIMS URAR030)	0	0	0	0	0								0	0
Effective Sample - Random General	44	35	43	36	36								39	194
% Tested positive	0.00%	5.71%	0.00%	0.00%	0.00%								1.14%	
% Prisoner guilty, positive equivalents	4.55%	2.86%	0.00%	0.00%	0.00%								1.48%	
% Total prisoner fails	4.55%	8.57%	0.00%	0.00%	0.00%								2.62%	
% No test without valid reason	0.00%	0.00%	0.00%	0.00%	0.00%								0.00%	
Random General Benchmark 3.50%	3.50%	3.50%	3.50%	3.50%	3.50%	3.50%	3.50%	3.50%	3.50%	3.50%	3.50%	3.50%	YTD	
% Failures for SDO	4.55%	8.57%	0.00%	0.00%	0.00%								2.58%	

Karreenga - Drugs Identified Through Testing by Drug Type: 2019-2020

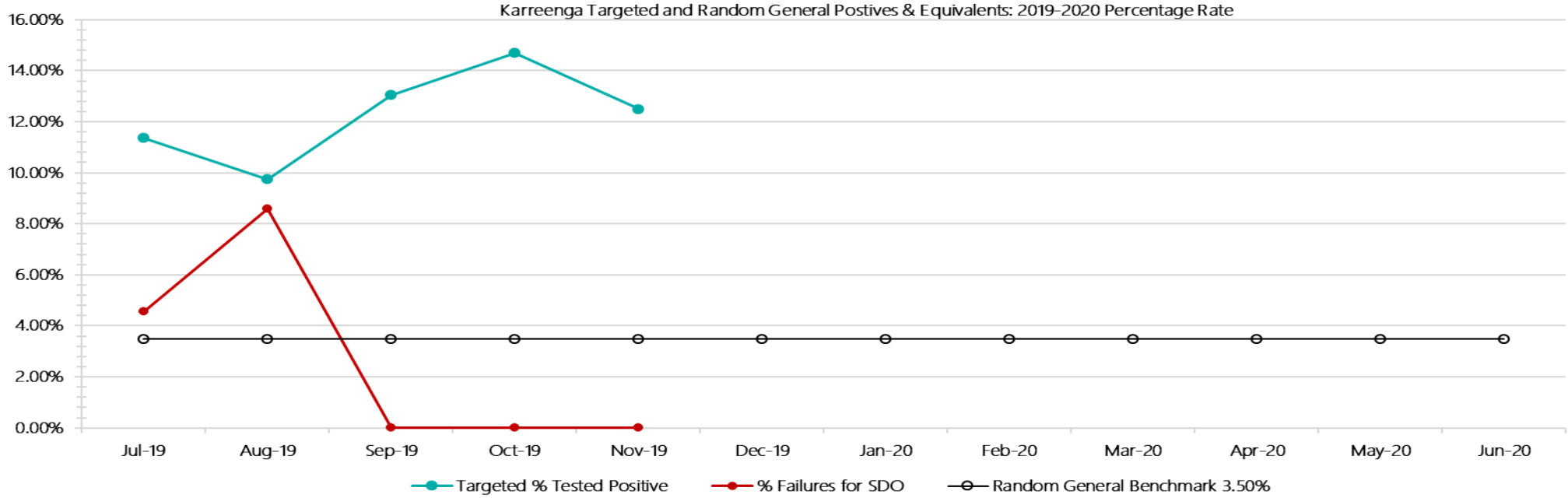
Karreenga	Amphetamines	Methamphetamines	Cocaine	Opiates	Benzodiazepines	Cannabinoids	Ethanol**	Methodone	ADP*	APS*	Steroids**	Buprenorphine	NOA*	Total
Jul-19	0	0	0	0	0	0	0	0	0	0	0	7	0	7
Aug-19	0	0	0	0	0	0	0	0	0	0	0	7	0	7
Sep-19	0	0	0	0	0	0	0	0	0	0	0	4	0	4
Oct-19	0	0	0	0	0	0	0	0	0	0	0	5	0	5
Nov-19	0	0	0	0	0	0	0	0	0	0	0	4	0	4
Dec-19														
Jan-20														
Feb-20														
Mar-20														
Apr-20														
May-20														
Jun-20														
Karreenga YTD	0	0	0	0	0	0	0	0	0	0	0	27	0	27
<i>All Prisons YTD</i>	<i>85</i>	<i>138</i>	<i>1</i>	<i>19</i>	<i>17</i>	<i>16</i>	<i>10</i>	<i>19</i>	<i>28</i>	<i>8</i>	<i>0</i>	<i>949</i>	<i>0</i>	<i>1290</i>
<i>Karreenga % of Total</i>	<i>0.00%</i>	<i>0.00%</i>	<i>0.00%</i>	<i>0.00%</i>	<i>0.00%</i>	<i>0.00%</i>	<i>0.00%</i>	<i>0.00%</i>	<i>0.00%</i>	<i>0.00%</i>	<i>0.00%</i>	<i>2.85%</i>	<i>0.00%</i>	<i>2.09%</i>

Karreenga Seizures of Contraband: Visitors & Prisoners: 2019-2020

Visitors	GVM		Powder & Crystal		Synthetic (Suspected)		Prescription Medication		Buprenorphine		Alcohol & Home Brew		Syringes & Needles		Smoking Paraphernalia		Edged Weapons		Electronic Devices		Tools		Other	
	Finds	Gms	Finds	Gms	Finds	Gms	Finds	Qty	Finds	Qty	Finds	Ltrs	Finds	Qty	Finds	Qty	Finds	Qty	Finds	Qty	Finds	Qty	Finds	Qty
Karreenga																								
Jul-19	0	0.00	0	0.00	0	0.00	0	0.00	0	0.00	0	0.000	0	0	0	0	0	0	0	0	0	0	0	0
Aug-19	0	0.00	0	0.00	0	0.00	0	0.00	0	0.00	0	0.000	0	0	0	0	0	0	0	0	0	0	0	0
Sep-19	0	0.00	0	0.00	0	0.00	0	0.00	0	0.00	0	0.000	0	0	0	0	0	0	0	0	0	0	0	0
Oct-19	0	0.00	1	1.20	0	0.00	0	0.00	0	0.00	0	0.000	0	0	1	1	0	0	0	0	0	0	0	0
Nov-19	0	0.00	0	0.00	0	0.00	0	0.00	0	0.00	0	0.000	0	0	0	0	0	0	0	0	0	0	0	0
Dec-19																								
Jan-20																								
Feb-20																								
Mar-20																								
Apr-20																								
May-20																								
Jun-20																								
Total	0	0.00	1	1.20	0	0.00	0	0.00	0	0.00	0	0.000	0	0	1	1	0	0	0	0	0	0	0	0

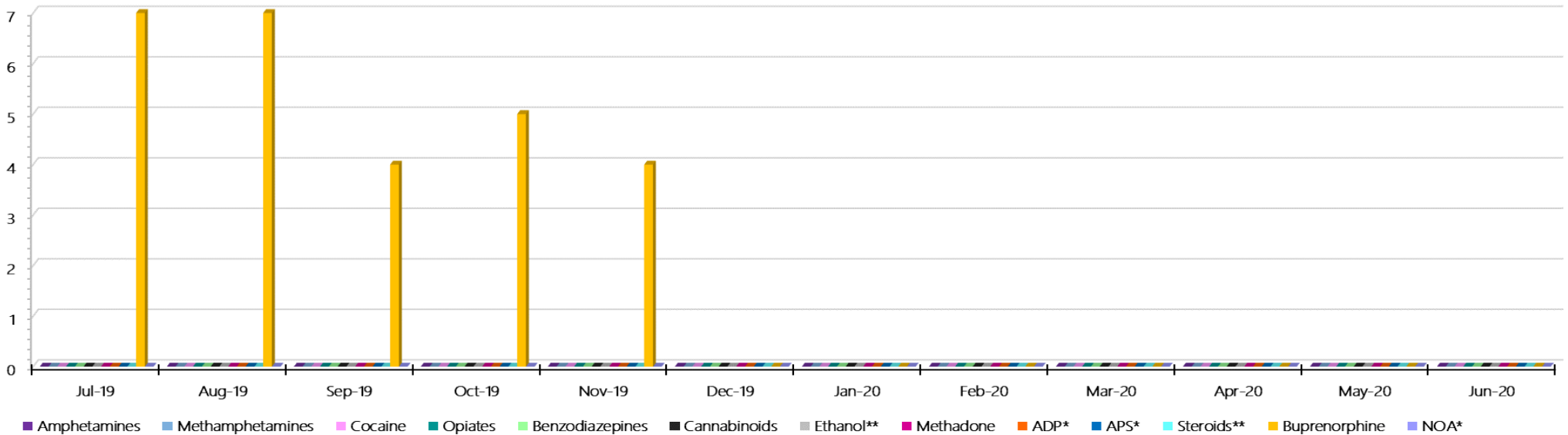
Prisoners	GVM		Powder & Crystal		Synthetic (Suspected)		Prescription Medication		Buprenorphine		Alcohol & Home Brew		Syringes & Needles		Smoking Paraphernalia		Edged Weapons		Electronic Devices		Tools		Other	
	Finds	Gms	Finds	Gms	Finds	Gms	Finds	Qty	Finds	Qty	Finds	Ltrs	Finds	Qty	Finds	Qty	Finds	Qty	Finds	Qty	Finds	Qty	Finds	Qty
Karreenga																								
Jul-19	0	0.00	0	0.00	0	0.00	5	20.00	1	1.00	0	0.000	1	1	1	1	0	0	0	0	0	0	5	15
Aug-19	0	0.00	1	0.10	0	0.00	1	1.00	1	0.10	0	0.000	1	1	2	4	3	3	0	0	1	1	2	6
Sep-19	0	0.00	0	0.00	0	0.00	1	1.00	2	0.20	1	1.000	1	1	1	2	0	0	0	0	0	0	1	1
Oct-19	0	0.00	0	0.00	0	0.00	1	27.00	3	1.00	1	5.000	0	0	0	0	1	1	0	0	0	0	1	1
Nov-19	0	0.00	1	3.80	0	0.00	5	18.00	2	0.20	1	4.000	1	1	0	0	1	1	0	0	0	0	2	6
Dec-19																								
Jan-20																								
Feb-20																								
Mar-20																								
Apr-20																								
May-20																								
Jun-20																								
Total	0	0.00	2	3.90	0	0.00	13	67.00	9	2.50	3	10.000	4	4	4	7	5	5	0	0	1	1	11	29

Karreenga Targeted and Random General Drug Test Positives & Equivalents: 2019-2020



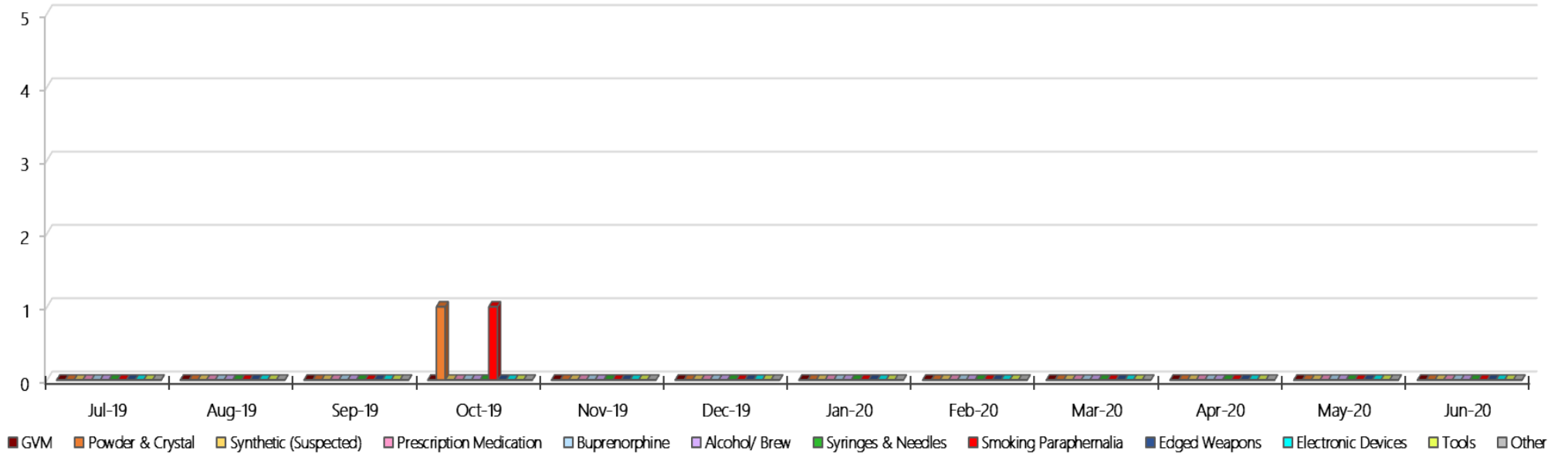
Karreenga Positive Test Results by Drug Type: 2019-2020

Karreenga Positive Test Results By Drug Type: 2019-2020



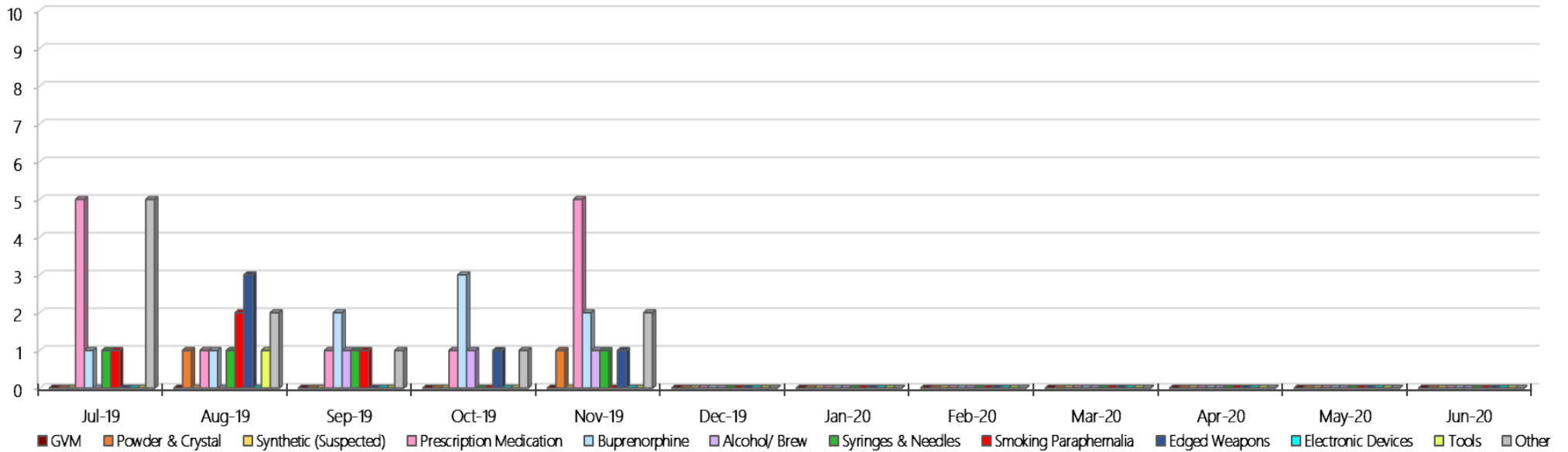
Karreenga Count of Visitor Seizures Finds: 2019-2020

Karreenga Count of Visitor Seizure Finds: 2019-2020



Karreenga Count of Prisoner Seizure: 2019-2020

Karreenga Count of Prisoner Seizure Finds: 2019-2020



Marngoneet Correctional Centre

Targeted and Random General Drug Test Results: 2019-2020

Marngoneet	Jul-19	Aug-19	Sep-19	Oct-19	Nov-19	Dec-19	Jan-20	Feb-20	Mar-20	Apr-20	May-20	Jun-20	Average	Totals
Effective Sample - Targeted	105	65	67	109	107								91	453
Targeted Positives	1	2	9	19	12								9	43
Refusal	1	1	0	1	0								1	3
Unable	1	0	0	4	3								2	8
Interfered	0	0	0	0	0								0	0
Adulterated	0	0	0	0	0								0	0
Targeted % Tested Positive	2.86%	4.62%	13.43%	22.02%	14.02%								11.92%	11.92%
Awaiting / Pending Results	0	0	0	0	0								0	0
Targeted Residual	0	1	0	0	0								0	1
Random tests collected	76	61	76	59	63								67	335
Tested Positive	1	2	3	4	3								3	13
Refusal (guilty)	1	0	1	0	0								0	2
Unable (not guilty)	0	0	0	0	0								0	0
Unable (guilty)	1	3	2	2	0								2	8
Interfered (guilty)	0	0	0	0	0								0	0
No test (valid reason)	2	1	1	2	1								1	7
No test (no valid reason)	0	0	0	0	0								0	0
Adulterated	0	0	0	1	0								0	1
Awaiting / Pending Results	0	0	0	0	0								0	0
Random Residual (PIMS URAR030)	0	0	1	0	0								0.2	1
Effective Sample - Random General	78	64	79	61	63								69	345
% Tested positive	1.28%	3.13%	3.80%	6.56%	4.76%								3.90%	
% Prisoner guilty, positive equivalents	2.56%	4.69%	3.80%	4.92%	0.00%								3.19%	
% Total prisoner fails	3.85%	7.81%	7.59%	9.84%	4.76%								6.77%	
% No test without valid reason	0.00%	0.00%	0.00%	0.00%	0.00%								0.00%	
Random General Benchmark 6.50%	6.50%	6.50%	6.50%	6.50%	6.50%	6.50%	6.50%	6.50%	6.50%	6.50%	6.50%	6.50%	YTD	
% Failures for SDO	3.85%	7.81%	7.59%	11.48%	4.76%								6.96%	

Marngoneet - Drugs Identified Through Testing by Drug Type: 2019-2020

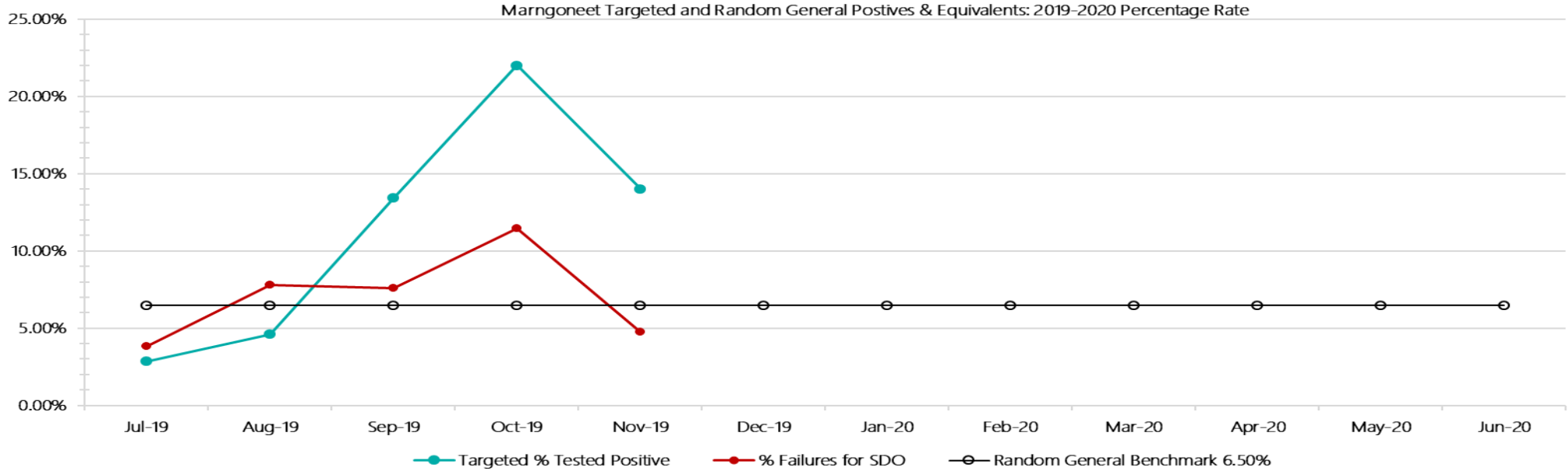
Marngoneet	Amphetamines	Methamphetamines	Cocaine	Opiates	Benzodiazepines	Cannabinoids	Ethanol**	Methadone	ADP*	APS*	Steroids**	Buprenorphine	NOA*	Total
Jul-19	0	1	0	0	0	1	2	0	0	0	0	6	0	10
Aug-19	0	0	0	0	0	1	0	1	0	0	0	15	0	17
Sep-19	4	5	0	0	0	0	2	0	0	0	0	18	0	29
Oct-19	4	6	0	0	0	0	0	0	1	0	0	31	0	42
Nov-19	1	1	0	0	2	0	6	6	0	0	0	23	0	39
Dec-19														
Jan-20														
Feb-20														
Mar-20														
Apr-20														
May-20														
Jun-20														
Marngoneet YTD	9	13	0	0	2	2	10	7	1	0	0	93	0	137
<i>All Prisons YTD</i>	<i>85</i>	<i>138</i>	<i>1</i>	<i>19</i>	<i>17</i>	<i>16</i>	<i>10</i>	<i>19</i>	<i>28</i>	<i>8</i>	<i>0</i>	<i>949</i>	<i>0</i>	<i>1290</i>
<i>Marngoneet % of Total</i>	<i>10.59%</i>	<i>9.42%</i>	<i>0.00%</i>	<i>0.00%</i>	<i>11.76%</i>	<i>12.50%</i>	<i>100.00%</i>	<i>36.84%</i>	<i>3.57%</i>	<i>0.00%</i>	<i>0.00%</i>	<i>9.80%</i>	<i>0.00%</i>	<i>10.62%</i>

Marngoneet Seizures of Contraband: Visitors & Prisoners: 2019-2020

Visitors	GVM		Powder & Crystal		Synthetic (Suspected)		Prescription Medication		Buprenorphine		Alcohol & Home Brew		Syringes & Needles		Smoking Paraphernalia		Edged Weapons		Electronic Devices		Tools		Other		
	MCC	Finds	Gms	Finds	Gms	Finds	Gms	Finds	Qty	Finds	Qty	Finds	Ltrs	Finds	Qty	Finds	Qty	Finds	Qty	Finds	Qty	Finds	Qty	Finds	Qty
Jul-19	0	0.00	0	0.00	0	0.00	0	0.00	0	0.00	0	0.000	0	0	1	1	0	0	0	0	0	0	1	2	
Aug-19	0	0.00	0	0.00	0	0.00	0	0.00	0	0.00	0	0.000	0	0	0	0	0	0	0	0	0	0	0	0	0
Sep-19	0	0.00	0	0.00	0	0.00	0	0.00	0	0.00	0	0.000	0	0	0	0	0	0	0	0	0	0	0	0	0
Oct-19	0	0.00	0	0.00	0	0.00	0	0.00	0	0.00	0	0.000	0	0	0	0	0	0	0	0	0	0	0	0	0
Nov-19	0	0.00	0	0.00	0	0.00	0	0.00	0	0.00	0	0.000	0	0	1	3	0	0	0	0	0	0	0	0	0
Dec-19																									
Jan-20																									
Feb-20																									
Mar-20																									
Apr-20																									
May-20																									
Jun-20																									
Total	0	0.00	0	0.00	0	0.00	0	0.00	0	0.00	0	0.000	0	0	2	4	0	0	0	0	0	0	1	2	

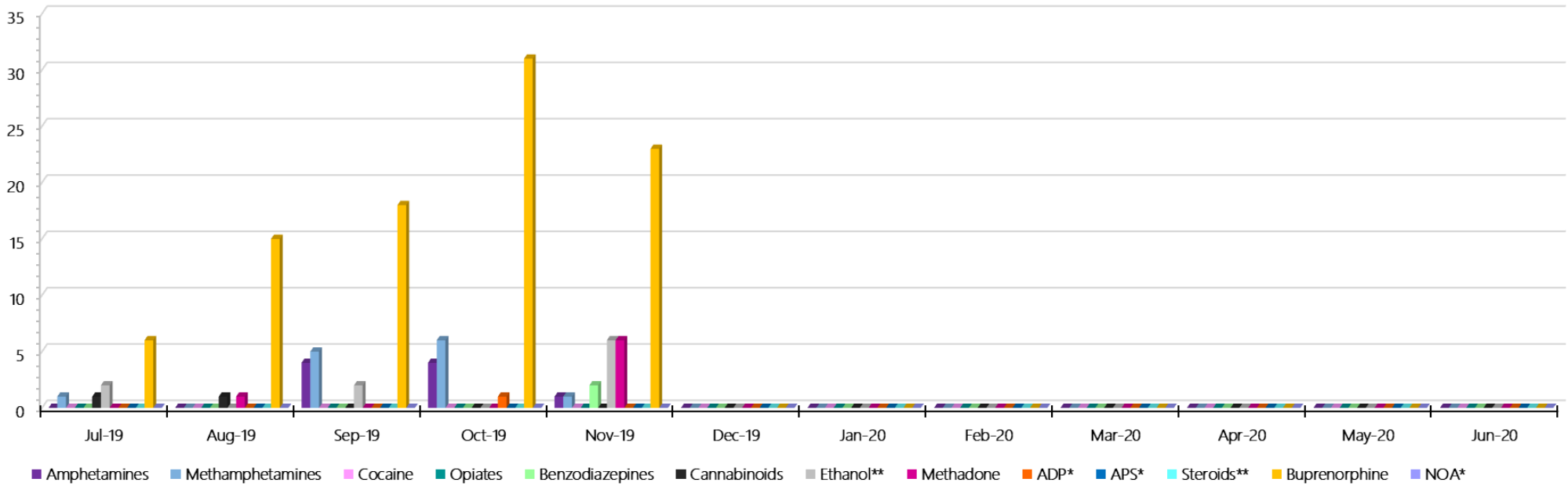
Prisoners	GVM		Powder & Crystal		Synthetic (Suspected)		Prescription Medication		Buprenorphine		Alcohol & Home Brew		Syringes & Needles		Smoking Paraphernalia		Edged Weapons		Electronic Devices		Tools		Other		
	MCC	Finds	Gms	Finds	Gms	Finds	Gms	Finds	Qty	Finds	Qty	Finds	Ltrs	Finds	Qty	Finds	Qty	Finds	Qty	Finds	Qty	Finds	Qty	Finds	Qty
Jul-19	0	0.00	0	0.00	0	0.00	7	10.50	5	2.40	6	68.000	0	0	1	1	1	1	2	2	0	0	6	11	
Aug-19	0	0.00	0	0.00	0	0.00	2	2.50	5	11.10	4	12.000	1	1	2	7	1	1	1	1	1	1	2	8	
Sep-19	0	0.00	2	4.40	0	0.00	3	3.00	4	109.50	4	11.250	2	2	2	5	2	2	1	1	0	0	3	3	
Oct-19	0	0.00	3	20.06	0	0.00	6	137.50	8	42.10	5	47.000	1	2	0	0	1	1	0	0	0	0	2	5	
Nov-19	0	0.00	0	0.00	0	0.00	4	5.50	4	24.10	1	2.000	0	0	3	4	1	2	1	1	3	3	7	7	
Dec-19																									
Jan-20																									
Feb-20																									
Mar-20																									
Apr-20																									
May-20																									
Jun-20																									
Total	0	0.00	5	24.46	0	0.00	22	159.00	26	189.20	20	140.25	0	4	5	8	17	6	7	5	5	4	4	20	34

Marngoneet Targeted and Random General Drug Test Positives & Equivalentents: 2019-2020



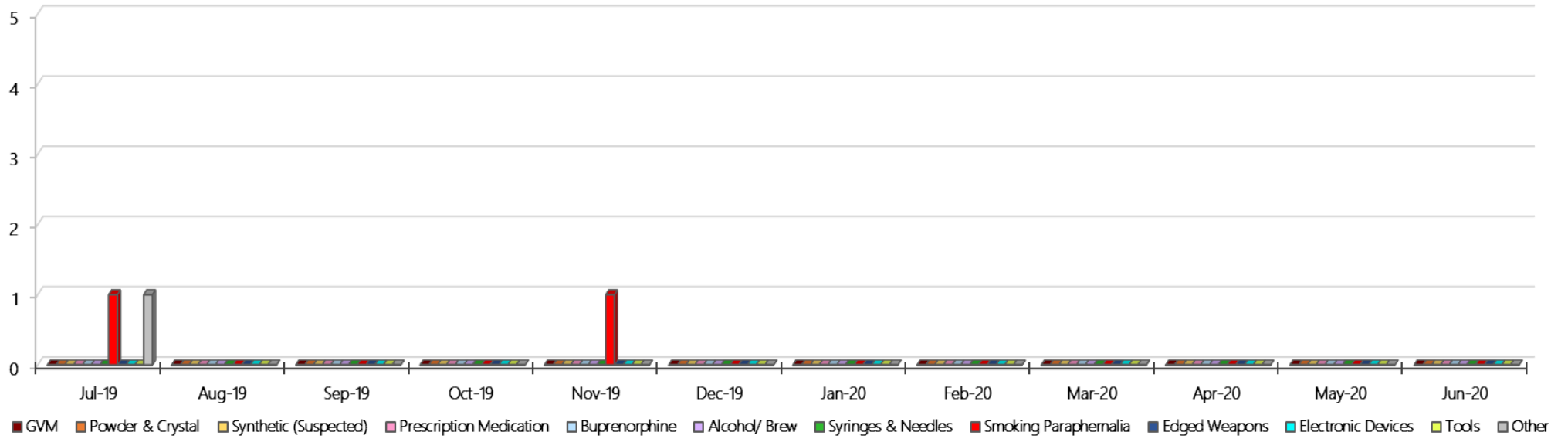
Marngoneet Positive Test Results by Drug Type: 2019-2020

Marngoneet Positive Test Results By Drug Type: 2019-2020



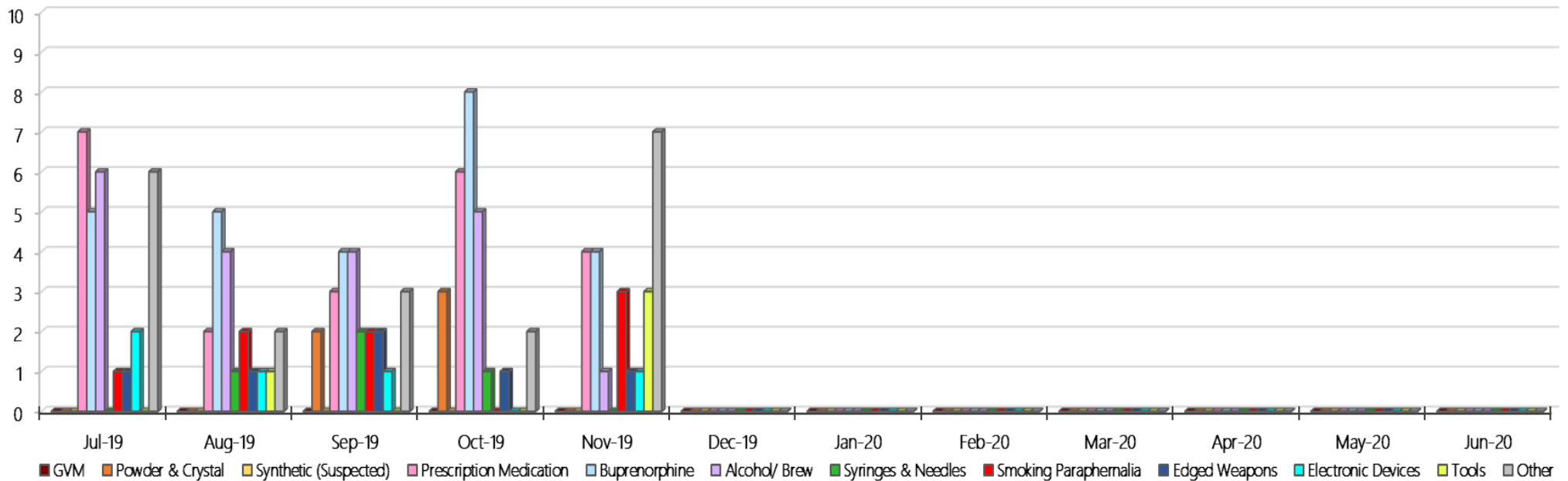
Marngoneet Count of Visitor Seizure Finds: 2019-2020

Marngoneet Count of Visitor Seizure Finds: 2019-2020



Marngoneet Count of Prisoner Seizure Finds: 2019-2020

Marngoneet Count of Prisoner Seizure Finds: 2019-2020



Loddon Prison

Targeted and Random General Drug Test Results: 2019-2020

Loddon	Jul-19	Aug-19	Sep-19	Oct-19	Nov-19	Dec-19	Jan-20	Feb-20	Mar-20	Apr-20	May-20	Jun-20	Average	Totals
Effective Sample - Targeted	82	73	72	65	59								70	351
Targeted Positives	8	5	12	3	6								7	34
Refusal	0	0	0	0	1								0	1
Unable	0	0	0	0	0								0	0
Interfered	0	0	0	0	0								0	0
Adulterated	1	0	0	0	0								0	1
Targeted % Tested Positive	10.98%	6.85%	16.67%	4.62%	11.86%								10.26%	10.26%
Awaiting / Pending Results	0	0	0	0	0								0	0
Targeted Residual	6	4	2	0	0								2	12
Random tests collected	60	48	60	49	47								53	264
Tested Positive	5	3	6	3	3								4	20
Refusal (guilty)	0	0	0	0	0								0	0
Unable (not guilty)	0	0	0	0	0								0	0
Unable (guilty)	0	0	0	0	0								0	0
Interfered (guilty)	0	0	0	0	0								0	0
No test (valid reason)	2	0	2	0	1								1	5
No test (no valid reason)	0	0	0	0	0								0	0
Adulterated	0	0	0	0	0								0	0
Awaiting / Pending Results	0	0	0	0	0								0	0
Random Residual (PIMS URAR030)	0	0	0	0	0								0	0
Effective Sample - Random General	60	48	60	49	47								53	264
% Tested positive	8.33%	6.25%	10.00%	6.12%	6.38%								7.42%	
% Prisoner guilty, positive equivalents	0.00%	0.00%	0.00%	0.00%	0.00%								0.00%	
% Total prisoner fails	8.33%	6.25%	10.00%	6.12%	6.38%								7.42%	
% No test without valid reason	0.00%	0.00%	0.00%	0.00%	0.00%								0.00%	
Random General Benchmark 5.00%	5.00%	5.00%	5.00%	5.00%	5.00%	5.00%	5.00%	5.00%	5.00%	5.00%	5.00%	5.00%	YTD	
% Failures for SDO	8.33%	6.25%	10.00%	6.12%	6.38%								7.58%	

Loddon - Drugs Identified Through Testing by Drug Type: 2019-2020

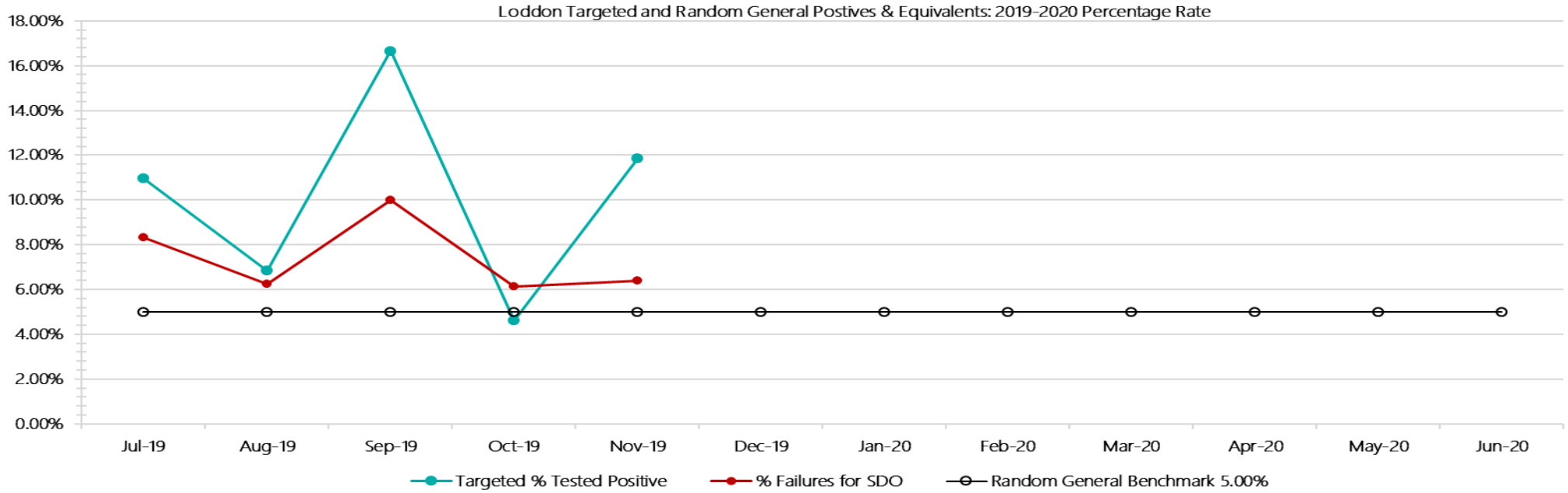
Loddon	Amphetamines	Methamphetamines	Cocaine	Opiates	Benzodiazepines	Cannabinoids	Ethanol**	Methodone	ADP*	APS*	Steroids**	Buprenorphine	NOA*	Total
Jul-19	2	3	0	0	0	0	0	0	0	0	0	19	0	24
Aug-19	0	0	0	0	0	0	0	0	0	0	0	15	0	15
Sep-19	1	0	0	0	0	0	0	0	0	0	0	21	0	22
Oct-19	0	0	0	1	0	0	0	0	0	0	0	10	0	11
Nov-19	0	0	0	0	0	0	0	0	0	0	0	14	0	14
Dec-19														
Jan-20														
Feb-20														
Mar-20														
Apr-20														
May-20														
Jun-20														
Loddon YTD	3	3	0	1	0	0	0	0	0	0	0	79	0	86
All Prisons YTD	85	138	1	19	17	16	10	19	28	8	0	949	0	1290
Loddon % of Total	3.53%	2.17%	0.00%	5.26%	0.00%	0.00%	0.00%	0.00%	0.00%	0.00%	0.00%	8.32%	0.00%	6.67%

Loddon Seizures of Contraband: Visitors & Prisoners: 2019-2020

Visitors	GVM		Powder & Crystal		Synthetic (Suspected)		Prescription Medication		Buprenorphine		Alcohol & Home Brew		Syringes & Needles		Smoking Paraphernalia		Edged Weapons		Electronic Devices		Tools		Other	
	Finds	Gms	Finds	Gms	Finds	Gms	Finds	Qty	Finds	Qty	Finds	Ltrs	Finds	Qty	Finds	Qty	Finds	Qty	Finds	Qty	Finds	Qty	Finds	Qty
Loddon																								
Jul-19	0	0.00	0	0.00	0	0.00	0	0.00	0	0.00	0	0.000	0	0	0	0	0	0	0	0	0	0	0	0
Aug-19	0	0.00	0	0.00	0	0.00	0	0.00	0	0.00	0	0.000	0	0	0	0	0	0	0	0	0	0	0	0
Sep-19	0	0.00	1	1.30	0	0.00	0	0.00	0	0.00	0	0.000	0	0	0	0	0	0	0	0	0	0	0	0
Oct-19	0	0.00	0	0.00	0	0.00	0	0.00	0	0.00	0	0.000	0	0	1	6	0	0	0	0	0	0	0	0
Nov-19	0	0.00	0	0.00	0	0.00	0	0.00	2	89.50	0	0.000	0	0	2	30	0	0	0	0	0	0	0	0
Dec-19																								
Jan-20																								
Feb-20																								
Mar-20																								
Apr-20																								
May-20																								
Jun-20																								
Total	0	0.00	1	1.30	0	0.00	0	0.00	2	89.50	0	0.000	0	0	3	36	0	0	0	0	0	0	0	0

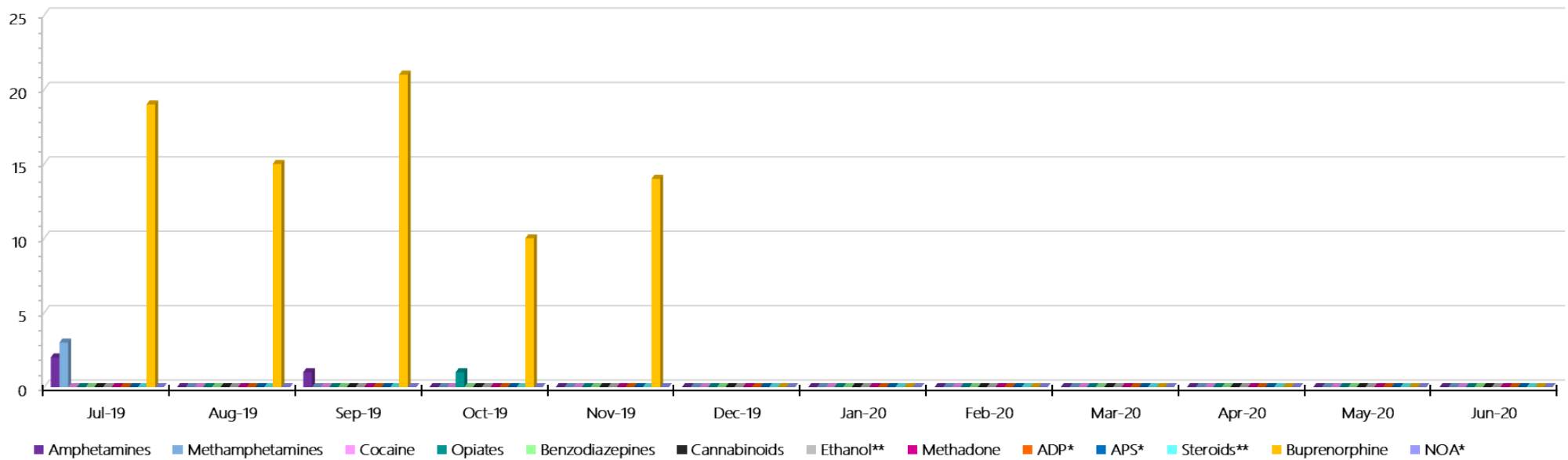
Prisoners	GVM		Powder & Crystal		Synthetic (Suspected)		Prescription Medication		Buprenorphine		Alcohol & Home Brew		Syringes & Needles		Smoking Paraphernalia		Edged Weapons		Electronic Devices		Tools		Other	
	Finds	Gms	Finds	Gms	Finds	Gms	Finds	Qty	Finds	Qty	Finds	Ltrs	Finds	Qty	Finds	Qty	Finds	Qty	Finds	Qty	Finds	Qty	Finds	Qty
Loddon																								
Jul-19	0	0.00	0	0.00	0	0.00	2	39.00	8	9.60	0	0.000	0	0	3	5	2	2	0	0	1	2	2	4
Aug-19	0	0.00	2	5.00	0	0.00	0	0.00	7	162.00	4	6.000	1	1	4	4	0	0	1	1	1	5	2	19
Sep-19	1	7.20	0	0.00	0	0.00	1	1.00	3	9.30	1	2.000	0	0	5	10	1	1	0	0	0	0	0	0
Oct-19	0	0.00	0	0.00	0	0.00	0	0.00	1	0.00	2	8.000	0	0	2	2	3	4	1	1	0	0	0	0
Nov-19	0	0.00	0	0.00	0	0.00	1	28.00	2	0.00	1	8.000	0	0	1	2	2	3	0	0	0	0	0	0
Dec-19																								
Jan-20																								
Feb-20																								
Mar-20																								
Apr-20																								
May-20																								
Jun-20																								
Total	1	7.20	2	5.00	0	0.00	4	68.00	21	180.90	8	24.000	1	1	15	23	8	10	2	2	2	7	4	23

Loddon Targeted and Random General Drug Test Positives & Equivalents: 2019-2020



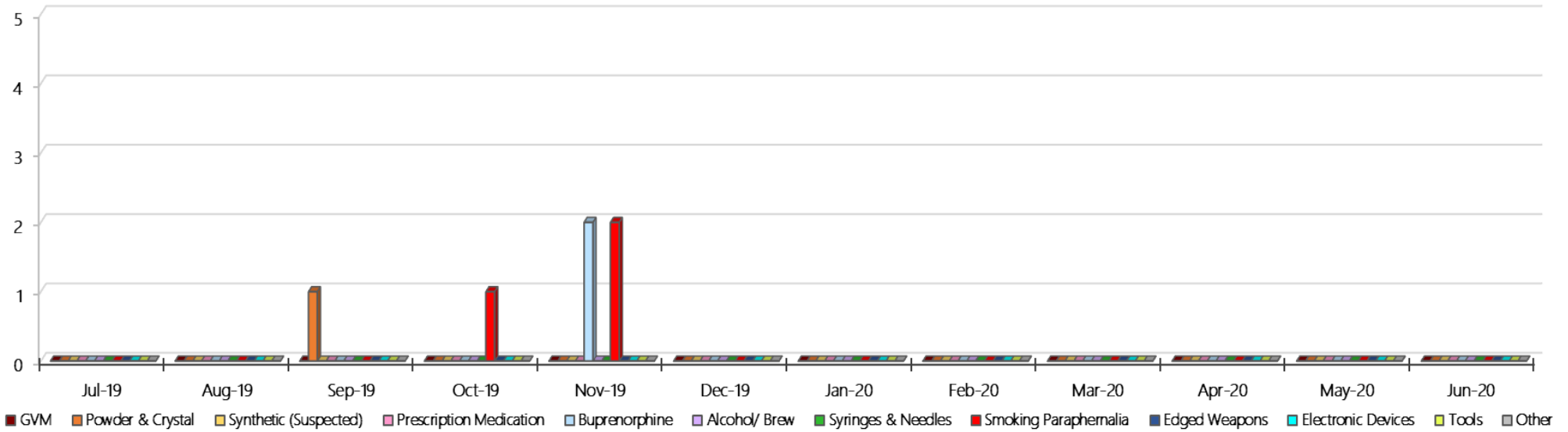
Loddon Positive Test Results by Drug Type: 2019-2020

Loddon Positive Test Results By Drug Type: 2019-2020



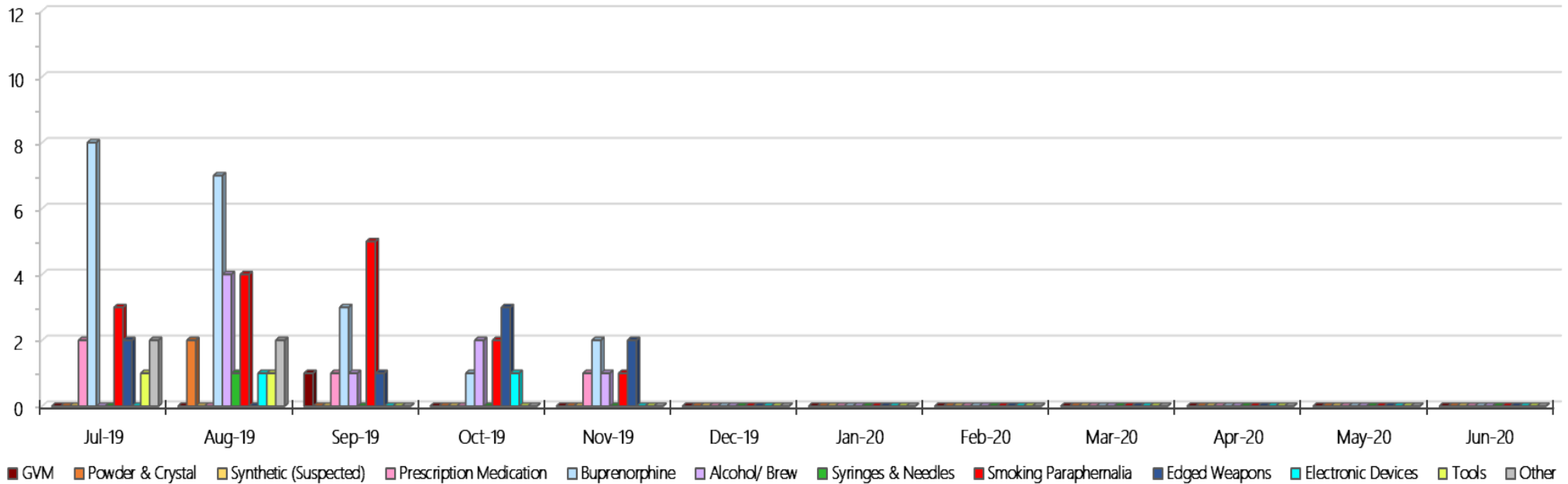
Loddon Count of Visitor Seizure Finds: 2019-2020

Loddon Count of Visitor Seizure Finds: 2019-2020



Loddon Count of Prisoner Seizure Finds: 2019-2020

Loddon Count of Prisoner Seizure Finds: 2019-2020



Middleton (annex of Loddon)
Targeted and Random General Drug Test Results: 2019-2020

Middleton	Jul-19	Aug-19	Sep-19	Oct-19	Nov-19	Dec-19	Jan-20	Feb-20	Mar-20	Apr-20	May-20	Jun-20	Average	Totals
Effective Sample - Targeted	36	43	54	49	50								46	232
Targeted Positives	2	5	3	2	3								3	15
Refusal	0	0	0	0	0								0	0
Unable	0	1	0	1	0								0	2
Interfered	0	0	0	0	0								0	0
Adulterated	0	0	0	0	0								0	0
Targeted % Tested Positive	5.56%	13.95%	5.56%	6.12%	6.00%								7.33%	7.33%
Awaiting / Pending Results	0	0	0	0	2								0	2
Targeted Residual	0	0	0	1	0								0	1
Random tests collected	39	32	38	27	30								33	166
Tested Positive	0	1	1	0	0								0	2
Refusal (guilty)	0	0	0	0	0								0	0
Unable (not guilty)	0	0	0	0	0								0	0
Unable (guilty)	0	0	0	0	0								0	0
Interfered (guilty)	0	0	0	0	0								0	0
No test (valid reason)	1	0	2	1	0								1	4
No test (no valid reason)	0	0	0	0	0								0	0
Adulterated	0	0	0	0	0								0	0
Awaiting / Pending Results	0	0	0	0	0								0	0
Random Residual (PIMS URAR030)	0	0	0	0	0								0	0
Effective Sample - Random General	39	32	38	27	30								33	166
% Tested positive	0.00%	3.13%	2.63%	0.00%	0.00%								1.15%	
% Prisoner guilty, positive equivalents	0.00%	0.00%	0.00%	0.00%	0.00%								0.00%	
% Total prisoner fails	0.00%	3.13%	2.63%	0.00%	0.00%								1.15%	
% No test without valid reason	0.00%	0.00%	0.00%	0.00%	0.00%								0.00%	
Random General Benchmark 4.00%	4.00%	4.00%	4.00%	4.00%	4.00%	4.00%	4.00%	4.00%	4.00%	4.00%	4.00%	4.00%	YTD	
% Failures for SDO	0.00%	3.13%	2.63%	0.00%	0.00%								1.20%	

Middleton - Drugs Identified Through Testing by Drug Type: 2019-2020

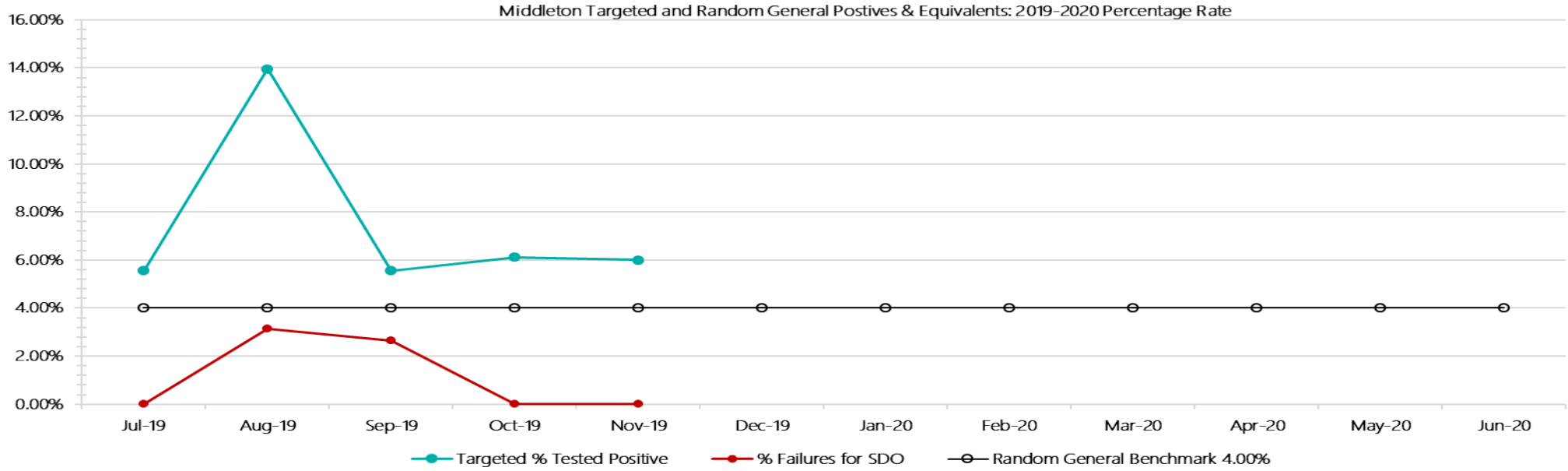
Middleton	Amphetamines	Methamphetamines	Cocaine	Opiates	Benzodiazepines	Cannabinoids	Ethanol**	Methadone	ADP*	APS*	Steroids**	Buprenorphine	NOA*	Total
Jul-19	1	2	0	0	0	0	0	0	0	0	0	3	0	6
Aug-19	2	2	0	0	0	0	0	0	0	0	0	8	0	12
Sep-19	0	0	0	0	0	0	0	0	0	0	0	6	0	6
Oct-19	0	0	0	0	0	0	0	0	0	0	0	5	0	5
Nov-19	0	0	0	0	0	1	0	0	0	0	0	2	0	3
Dec-19														
Jan-20														
Feb-20														
Mar-20														
Apr-20														
May-20														
Jun-20														
Middleton YTD	3	4	0	0	0	1	0	0	0	0	0	24	0	32
<i>All Prisons YTD</i>	<i>85</i>	<i>138</i>	<i>1</i>	<i>19</i>	<i>17</i>	<i>16</i>	<i>10</i>	<i>19</i>	<i>28</i>	<i>8</i>	<i>0</i>	<i>949</i>	<i>0</i>	<i>1290</i>
<i>Middleton % of Total</i>	<i>3.53%</i>	<i>2.90%</i>	<i>0.00%</i>	<i>0.00%</i>	<i>0.00%</i>	<i>6.25%</i>	<i>0.00%</i>	<i>0.00%</i>	<i>0.00%</i>	<i>0.00%</i>	<i>0.00%</i>	<i>2.53%</i>	<i>0.00%</i>	<i>2.48%</i>

Middleton Seizures of Contraband: Visitors & Prisoners: 2019-2020

Visitors	GVM		Powder & Crystal		Synthetic (Suspected)		Prescription Medication		Buprenorphine		Alcohol & Home Brew		Syringes & Needles		Smoking Paraphernalia		Edged Weapons		Electronic Devices		Tools		Other	
	Finds	Gms	Finds	Gms	Finds	Gms	Finds	Qty	Finds	Qty	Finds	Ltrs	Finds	Qty	Finds	Qty	Finds	Qty	Finds	Qty	Finds	Qty	Finds	Qty
Jul-19	0	0.00	0	0.00	0	0.00	0	0.00	0	0.00	0	0.000	0	0	0	0	0	0	0	0	0	0	0	0
Aug-19	0	0.00	1	5.00	0	0.00	0	0.00	0	0.00	0	0.000	0	0	0	0	0	0	0	0	0	0	1	1
Sep-19	0	0.00	0	0.00	0	0.00	0	0.00	0	0.00	0	0.000	0	0	0	0	0	0	0	0	0	0	0	0
Oct-19	0	0.00	0	0.00	0	0.00	0	0.00	0	0.00	0	0.000	0	0	0	0	0	0	0	0	0	0	0	0
Nov-19	0	0.00	0	0.00	0	0.00	0	0.00	0	0.00	0	0.000	0	0	0	0	0	0	0	0	0	0	0	0
Dec-19																								
Jan-20																								
Feb-20																								
Mar-20																								
Apr-20																								
May-20																								
Jun-20																								
Total	0	0.00	1	5.00	0	0.00	0	0.00	0	0.00	0	0.000	0	0	0	0	0	0	0	0	0	0	1	1

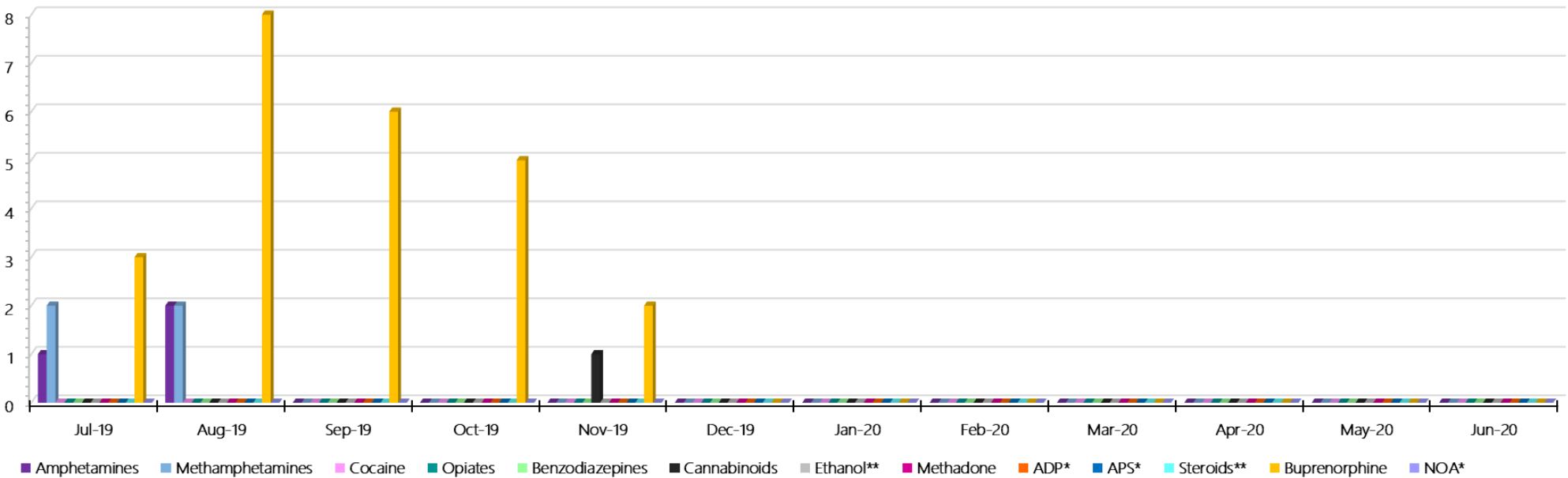
Prisoners	GVM		Powder & Crystal		Synthetic (Suspected)		Prescription Medication		Buprenorphine		Alcohol & Home Brew		Syringes & Needles		Smoking Paraphernalia		Edged Weapons		Electronic Devices		Tools		Other	
	Finds	Gms	Finds	Gms	Finds	Gms	Finds	Qty	Finds	Qty	Finds	Ltrs	Finds	Qty	Finds	Qty	Finds	Qty	Finds	Qty	Finds	Qty	Finds	Qty
Jul-19	0	0.00	0	0.00	0	0.00	0	0.00	0	0.00	0	0.000	0	0	1	1	1	1	1	1	0	0	0	0
Aug-19	0	0.00	0	0.00	0	0.00	0	0.00	3	4.00	0	0.000	0	0	2	3	0	0	1	8	0	0	1	1
Sep-19	0	0.00	0	0.00	0	0.00	2	1.50	1	0.00	0	0.000	0	0	2	3	0	0	1	2	0	0	0	0
Oct-19	0	0.00	0	0.00	0	0.00	0	0.00	1	0.00	0	0.000	0	0	2	3	1	1	1	1	0	0	0	0
Nov-19	0	0.00	0	0.00	0	0.00	0	0.00	1	0.00	0	0.000	1	1	3	8	1	1	0	0	0	0	0	0
Dec-19																								
Jan-20																								
Feb-20																								
Mar-20																								
Apr-20																								
May-20																								
Jun-20																								
Total	0	0.00	0	0.00	0	0.00	2	1.50	6	4.00	0	0.000	1	1	10	18	3	3	4	12	0	0	1	1

Middleton Targeted and Random General Drug Test Positives & Equivalents: 2019-2020



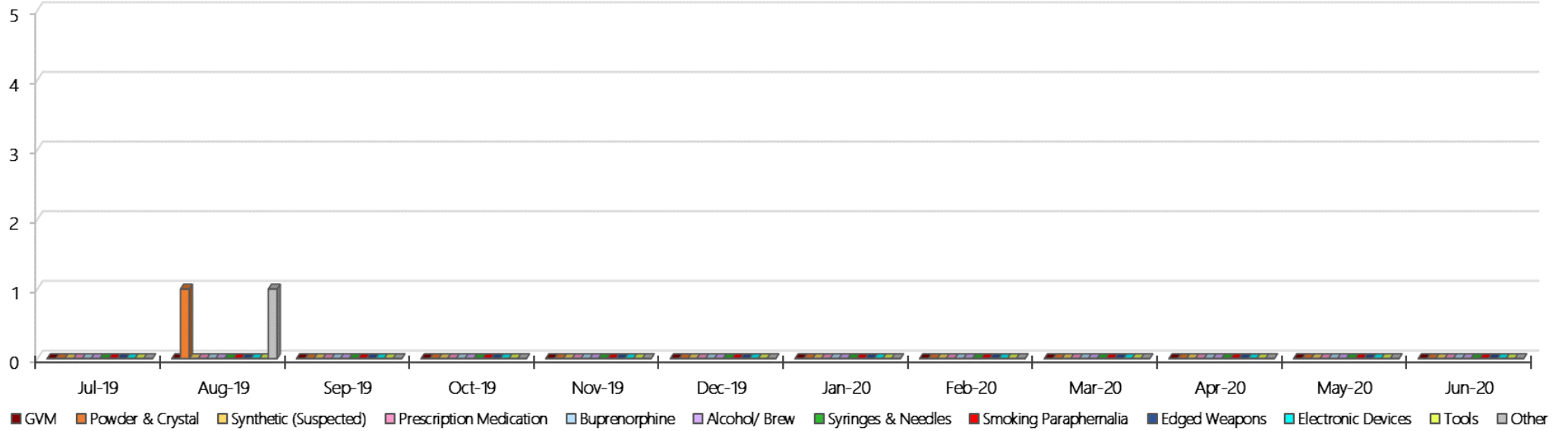
Middleton Positive Test Results by Drug Type: 2019-2020

Middleton Positive Test Results By Drug Type: 2019-2020



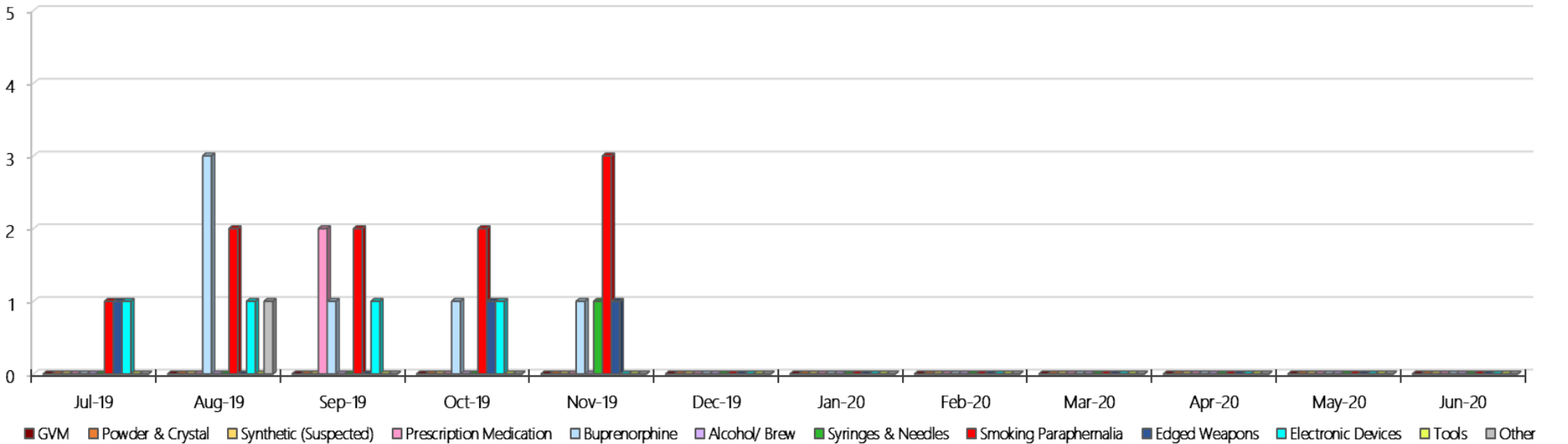
Middleton Count of Visitor Seizure Finds: 2019-2020

Middleton Count of Visitor Seizure Finds: 2019-2020



Middleton Count of Prisoner Seizure Finds: 2019-2020

Middleton Count of Prisoner Seizure Finds: 2019-2020



Ravenhall Correctional Centre

Targeted and Random General Drug Test Results: 2019-2020

Ravenhall	Jul-19	Aug-19	Sep-19	Oct-19	Nov-19	Dec-19	Jan-20	Feb-20	Mar-20	Apr-20	May-20	Jun-20	Average	Totals
Effective Sample - Targeted	375	426	400	444	411								411	2056
Targeted Positives	15	27	16	20	33								22	111
Refusal	1	0	3	3	1								2	8
Unable	5	4	5	8	4								5	26
Interfered	0	0	0	0	0								0	0
Adulterated	0	0	1	0	0								0	1
Targeted % Tested Positive	5.60%	7.28%	6.25%	6.98%	9.25%								7.10%	7.10%
Awaiting / Pending Results	0	0	0	0	0								0	0
Targeted Residual	1	1	3	1	1								1	7
Random tests collected	174	146	173	147	139								156	779
Tested Positive	8	4	1	4	8								5	25
Refusal (guilty)	1	0	2	0	1								1	4
Unable (not guilty)	0	0	0	0	0								0	0
Unable (guilty)	0	0	1	0	0								0	1
Interfered (guilty)	0	0	0	0	0								0	0
No test (valid reason)	7	2	5	1	7								4	22
No test (no valid reason)	0	0	2	0	0								0	2
Adulterated	0	0	0	0	0								0	0
Awaiting / Pending Results	0	0	0	0	0								0	0
Random Residual (PIMS URAR030)	0	0	0	1	1								0.4	2
Effective Sample - Random General	175	146	178	147	140								157	786
% Tested positive	4.57%	2.74%	0.56%	2.72%	5.71%								3.26%	
% Prisoner guilty, positive equivalents	0.57%	0.00%	1.69%	0.00%	0.71%								0.59%	
% Total prisoner fails	5.14%	2.74%	2.25%	2.72%	6.43%								3.86%	
% No test without valid reason	0.00%	0.00%	1.12%	0.00%	0.00%								0.22%	
% Failures for SDO	5.14%	2.74%	3.37%	2.72%	6.43%								4.07%	

Ravenhall - Drugs Identified Through Testing by Drug Type: 2019-2020

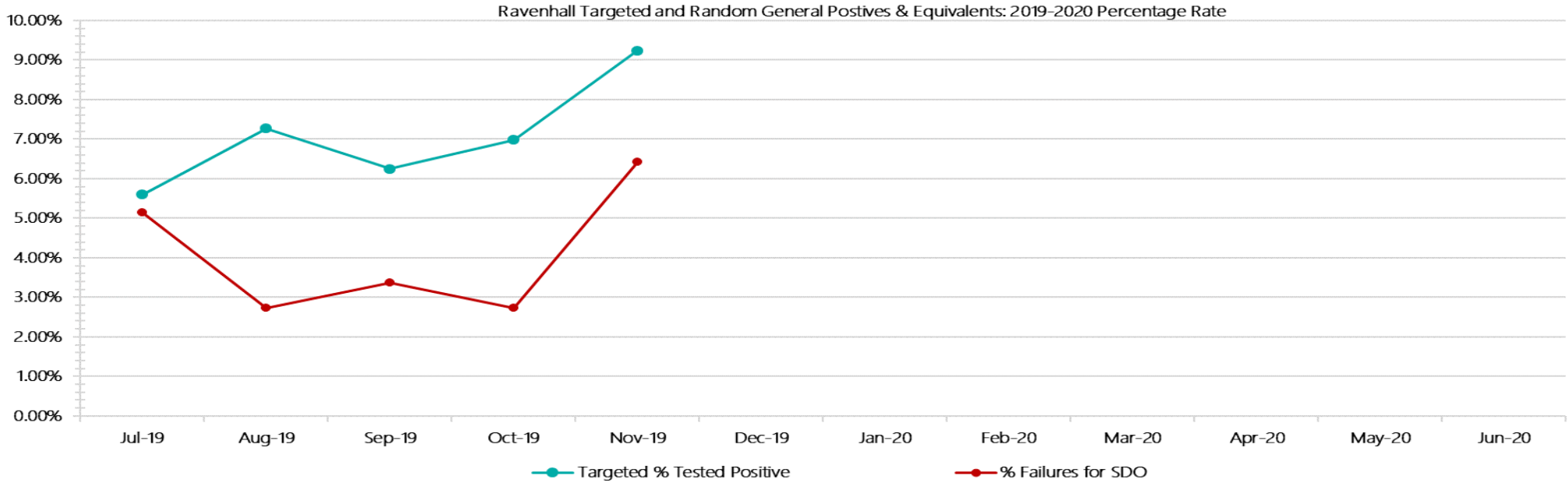
Ravenhall	Amphetamines	Methamphetamines	Cocaine	Opiates	Benzodiazepines	Cannabinoids	Ethanol**	Methadone	ADP*	APS*	Steroids**	Buprenorphine	NOA*	Total
Jul-19	2	5	0	0	0	1	0	0	0	0	0	28	0	36
Aug-19	2	9	0	0	3	1	0	0	1	0	0	22	0	38
Sep-19	3	3	0	0	1	2	0	0	0	0	0	16	0	25
Oct-19	7	8	0	0	0	4	0	1	0	0	0	21	0	41
Nov-19	5	8	0	0	0	0	0	0	0	0	0	43	0	56
Dec-19														
Jan-20														
Feb-20														
Mar-20														
Apr-20														
May-20														
Jun-20														
Ravenhall YTD	19	33	0	0	4	8	0	1	1	0	0	130	0	196
All Prisons YTD	85	138	1	19	17	16	10	19	28	8	0	949	0	1290
Ravenhall % of Total	22.35%	23.91%	0.00%	0.00%	23.53%	50.00%	0.00%	5.26%	3.57%	0.00%	0.00%	13.70%	0.00%	15.19%

Ravenhall Seizures of Contraband: Visitors & Prisoners: 2019-2020

Visitors	GVM		Powder & Crystal		Synthetic (Suspected)		Prescription Medication		Buprenorphine		Alcohol & Home Brew		Syringes & Needles		Smoking Paraphernalia		Edged Weapons		Electronic Devices		Tools		Other	
	Find	Gms	Finds	Gms	Finds	Gms	Finds	Qty	Finds	Qty	Finds	Ltrs	Finds	Qty	Finds	Qty	Finds	Qty	Finds	Qty	Finds	Qty	Finds	Qty
Jul-19	2	22.09	2	2.62	0	0.00	2	8.00	1	5.00	0	0.000	0	0	3	12	2	2	0	0	1	6	0	0
Aug-19	2	6.50	3	25.81	0	0.00	3	30.00	0	0.00	0	0.000	1	1	5	8	1	1	0	0	1	10	1	1
Sep-19	3	10.00	6	7.45	0	0.00	2	7.00	1	7.00	0	0.000	1	3	5	12	1	1	1	1	0	0	1	15
Oct-19	2	35.40	3	1.84	0	0.00	0	0.00	0	0.00	0	0.000	1	2	1	1	1	1	0	0	0	0	0	0
Nov-19	3	14.80	3	0.74	0	0.00	0	0.00	0	0.00	0	0.000	0	0	5	7	0	0	0	0	0	0	0	0
Dec-19																								
Jan-20																								
Feb-20																								
Mar-20																								
Apr-20																								
May-20																								
Jun-20																								
Total	12	88.79	17	38.46	0	0.00	7	45.00	2	12.00	0	0.000	3	6	19	40	5	5	1	1	2	16	2	16

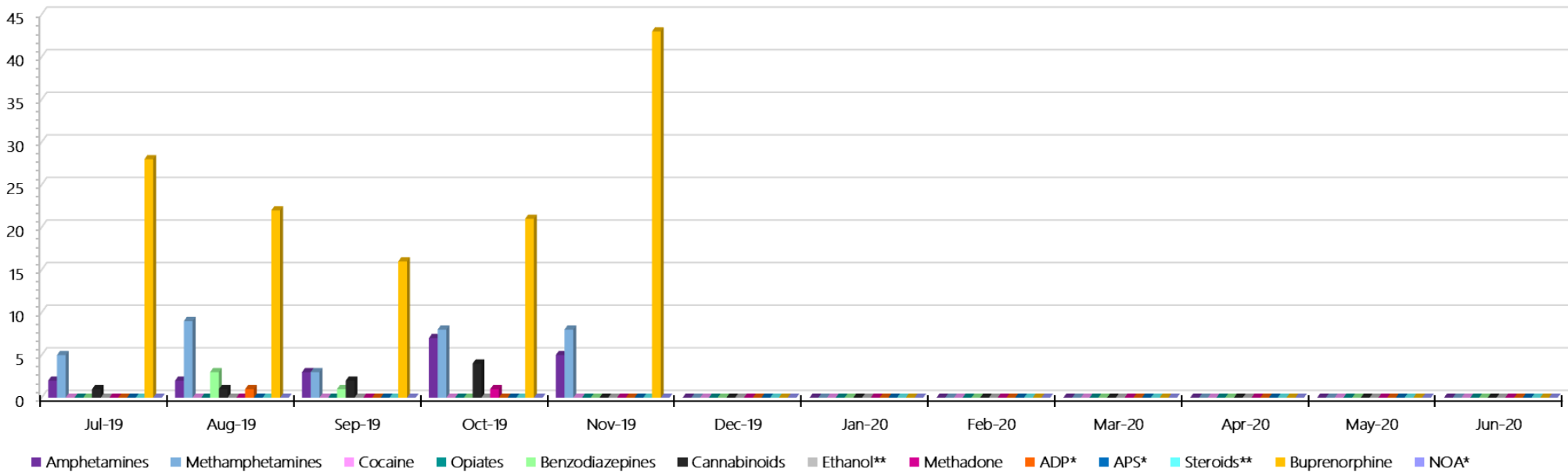
Prisoners	GVM		Powder & Crystal		Synthetic (Suspected)		Prescription Medication		Buprenorphine		Alcohol & Home Brew		Syringes & Needles		Smoking Paraphernalia		Edged Weapons		Electronic Devices		Tools		Other	
	Finds	Gms	Finds	Gms	Finds	Gms	Finds	Qty	Finds	Qty	Finds	Ltrs	Finds	Qty	Finds	Qty	Finds	Qty	Finds	Qty	Finds	Qty	Finds	Qty
Jul-19	1	3.76	0	0.00	0	0.00	15	192.00	11	15.00	1	1.000	0	0	12	16	19	37	0	0	8	35	8	30
Aug-19	0	0.00	0	0.00	0	0.00	9	25.00	4	2.30	4	9.400	0	0	15	47	11	27	1	1	6	13	8	26
Sep-19	0	0.00	2	3.00	0	0.00	8	25.00	7	11.00	11	20.500	4	4	14	36	16	27	3	3	7	26	5	13
Oct-19	0	0.00	0	0.00	0	0.00	7	22.75	3	4.00	6	5.400	2	3	11	47	18	26	0	0	12	50	14	29
Nov-19	0	0.00	2	0.02	0	0.00	6	11.50	5	5.00	5	5.920	3	4	11	229	27	40	0	0	3	4	12	18
Dec-19																								
Jan-20																								
Feb-20																								
Mar-20																								
Apr-20																								
May-20																								
Jun-20																								
Total	1	3.76	4	3.02	0	0.00	45	276.25	30	37.30	27	42.220	9	11	63	375	91	157	4	4	36	128	47	116

Ravenhall Targeted and Random General Drug Test Positives & Equivalents: 2019-2020



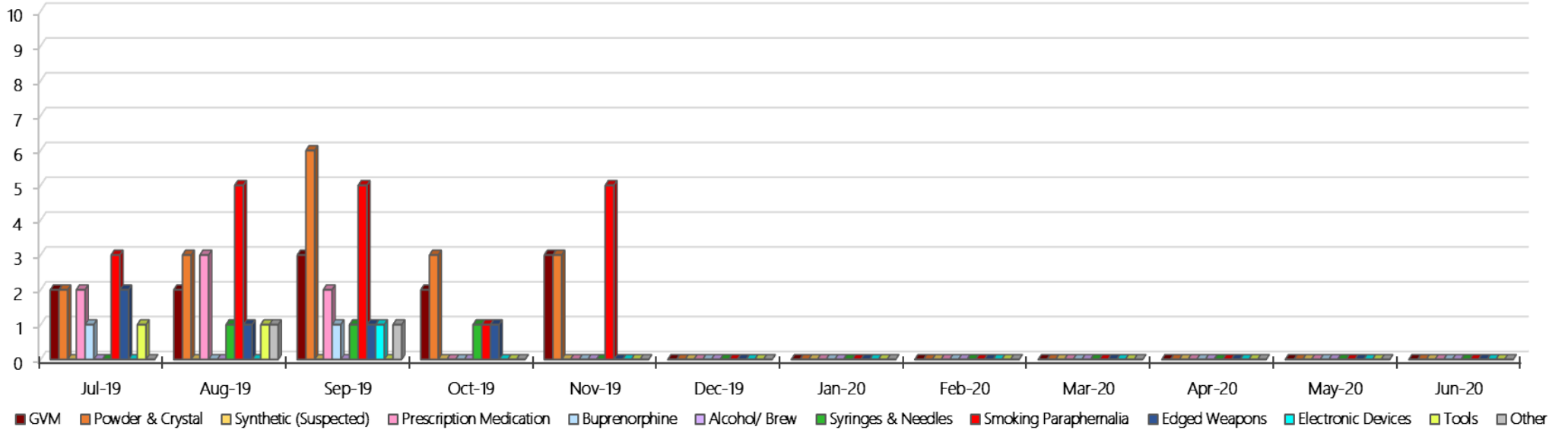
Ravenhall Positive Test Results by Drug Type: 2019-2020

Ravenhall Positive Test Results By Drug Type: 2019-2020



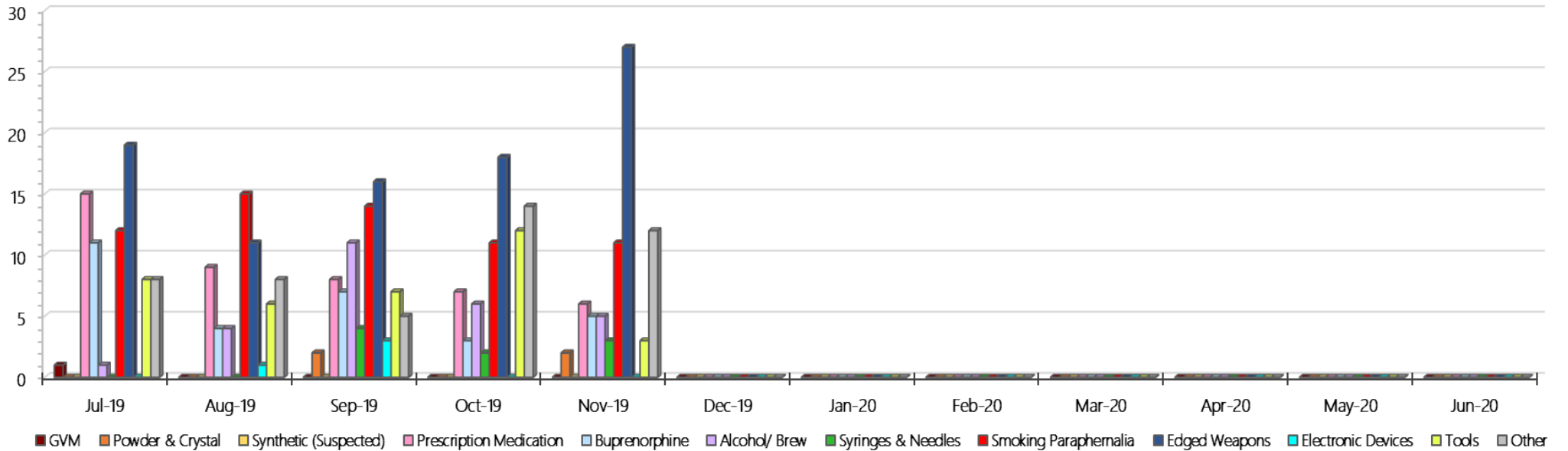
Ravenhall Count of Visitor Seizure Finds: 2019-2020

Ravenhall Count of Visitor Seizure Finds: 2019-2020



Ravenhall Count of Prisoner Seizure Finds: 2019-2020

Ravenhall Count of Prisoner Seizure Finds: 2019-2020



Beechworth Correctional Centre

Targeted and Random General Drug Test Results: 2019-2020

Beechworth	Jul-19	Aug-19	Sep-19	Oct-19	Nov-19	Dec-19	Jan-20	Feb-20	Mar-20	Apr-20	May-20	Jun-20	Average	Totals
Effective Sample - Targeted	43	35	38	50	20								37	186
Targeted Positives	0	0	1	0	0								0	1
Refusal	0	0	0	0	0								0	0
Unable	0	0	0	0	0								0	0
Interfered	0	0	0	0	0								0	0
Adulterated	0	0	0	0	0								0	0
Targeted % Tested Positive	0.00%	0.00%	2.63%	0.00%	0.00%								0.54%	0.54%
Awaiting / Pending Results	0	0	0	0	0								0	0
Targeted Residual	0	0	0	0	0								0	0
Random tests collected	28	24	29	24	24								26	129
Tested Positive	0	0	0	0	0								0	0
Refusal (guilty)	0	0	0	0	0								0	0
Unable (not guilty)	0	0	0	0	0								0	0
Unable (guilty)	0	0	0	0	0								0	0
Interfered (guilty)	0	0	0	0	0								0	0
No test (valid reason)	0	0	0	0	0								0	0
No test (no valid reason)	0	0	0	0	0								0	0
Adulterated	0	0	0	0	0								0	0
Awaiting / Pending Results	0	0	0	0	0								0	0
Random Residual (PIMS URAR030)	0	0	0	0	0								0	0
Effective Sample - Random General	28	24	29	24	24								26	129
% Tested positive	0.00%	0.00%	0.00%	0.00%	0.00%								0.00%	
% Prisoner guilty, positive equivalents	0.00%	0.00%	0.00%	0.00%	0.00%								0.00%	
% Total prisoner fails	0.00%	0.00%	0.00%	0.00%	0.00%								0.00%	
% No test without valid reason	0.00%	0.00%	0.00%	0.00%	0.00%								0.00%	
Random General Benchmark 1.80%	1.80%	1.80%	1.80%	1.80%	1.80%	1.80%	1.80%	1.80%	1.80%	1.80%	1.80%	1.80%	YTD	
% Failures for SDO	0.00%	0.00%	0.00%	0.00%	0.00%								0.00%	

Beechworth - Drugs Identified Through Testing by Drug Type: 2019-2020

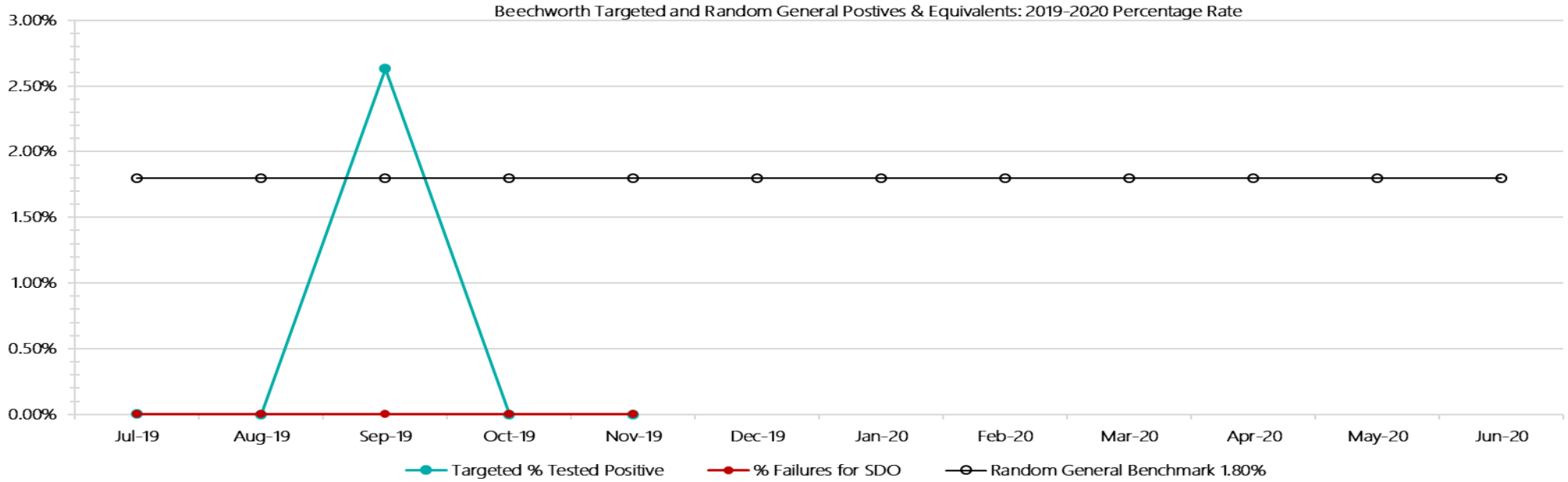
Beechworth	Amphetamines	Methamphetamines	Cocaine	Opiates	Benzodiazepines	Cannabinoids	Ethanol**	Methadone	ADP*	APS*	Steroids**	Buprenorphine	NOA*	Total
Jul-19	0	0	0	0	0	0	0	0	0	0	0	0	0	0
Aug-19	0	1	0	0	0	0	0	0	0	0	0	0	0	1
Sep-19	1	1	0	0	0	0	0	0	0	0	0	1	0	3
Oct-19	0	0	0	0	0	0	0	0	0	0	0	0	0	0
Nov-19	0	0	0	0	0	0	0	0	0	0	0	0	0	0
Dec-19														
Jan-20														
Feb-20														
Mar-20														
Apr-20														
May-20														
Jun-20														
Beechworth YTD	1	2	0	0	0	0	0	0	0	0	0	1	0	4
<i>All Prisons YTD</i>	<i>85</i>	<i>138</i>	<i>1</i>	<i>19</i>	<i>17</i>	<i>16</i>	<i>10</i>	<i>19</i>	<i>28</i>	<i>8</i>	<i>0</i>	<i>949</i>	<i>0</i>	<i>1290</i>
<i>Beechworth % of Total</i>	<i>1.18%</i>	<i>1.45%</i>	<i>0.00%</i>	<i>0.00%</i>	<i>0.00%</i>	<i>0.00%</i>	<i>0.00%</i>	<i>0.00%</i>	<i>0.00%</i>	<i>0.00%</i>	<i>0.00%</i>	<i>0.11%</i>	<i>0.00%</i>	<i>0.31%</i>

Beechworth Seizures of Contraband: Visitors & Prisoners: 2019-2020

Visitors	GVM		Powder & Crystal		Synthetic (Suspected)		Prescription Medication		Buprenorphine		Alcohol & Home Brew		Syringes & Needles		Smoking Paraphernalia		Edged Weapons		Electronic Devices		Tools		Other	
	Finds	Gms	Finds	Gms	Finds	Gms	Finds	Qty	Finds	Qty	Finds	Ltrs	Finds	Qty	Finds	Qty	Finds	Qty	Finds	Qty	Finds	Qty	Finds	Qty
BCC																								
Jul-19	0	0.00	0	0.00	0	0.00	0	0.00	0	0.00	0	0.000	0	0	0	0	0	0	0	0	0	0	0	0
Aug-19	0	0.00	0	0.00	0	0.00	0	0.00	0	0.00	0	0.000	0	0	0	0	0	0	0	0	0	0	0	0
Sep-19	0	0.00	0	0.00	0	0.00	0	0.00	0	0.00	0	0.000	0	0	0	0	0	0	0	0	0	0	0	0
Oct-19	0	0.00	0	0.00	0	0.00	0	0.00	0	0.00	0	0.000	0	0	0	0	0	0	0	0	0	0	0	0
Nov-19	0	0.00	0	0.00	0	0.00	0	0.00	0	0.00	0	0.000	0	0	0	0	0	0	0	0	0	0	0	0
Dec-19																								
Jan-20																								
Feb-20																								
Mar-20																								
Apr-20																								
May-20																								
Jun-20																								
Total	0	0.00	0	0.00	0	0.00	0	0.00	0	0.00	0	0.000	0	0	0	0	0	0	0	0	0	0	0	0

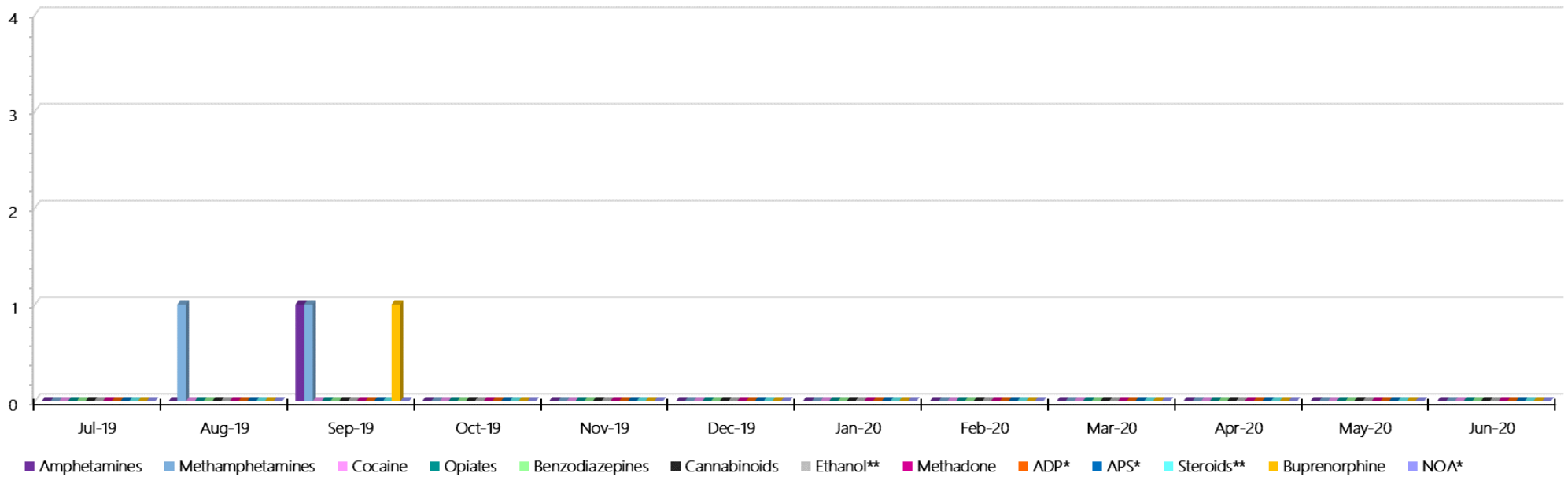
Prisoners	GVM		Powder & Crystal		Synthetic (Suspected)		Prescription Medication		Buprenorphine		Alcohol & Home Brew		Syringes & Needles		Smoking Paraphernalia		Edged Weapons		Electronic Devices		Tools		Other	
	Finds	Gms	Finds	Gms	Finds	Gms	Finds	Qty	Finds	Qty	Finds	Ltrs	Finds	Qty	Finds	Qty	Finds	Qty	Finds	Qty	Finds	Qty	Finds	Qty
BCC																								
Jul-19	0	0.00	0	0.00	0	0.00	0	0.00	0	0.00	0	0.000	0	0	0	0	0	0	0	0	0	0	2	6
Aug-19	0	0.00	0	0.00	0	0.00	0	0.00	0	0.00	0	0.000	0	0	1	2	0	0	1	1	0	0	0	0
Sep-19	0	0.00	0	0.00	0	0.00	0	0.00	0	0.00	0	0.000	0	0	0	0	0	0	0	0	0	0	0	0
Oct-19	0	0.00	0	0.00	0	0.00	0	0.00	0	0.00	0	0.000	0	0	2	3	0	0	0	0	1	1	0	0
Nov-19	0	0.00	0	0.00	0	0.00	0	0.00	0	0.00	0	0.000	0	0	0	0	0	0	0	0	0	0	3	3
Dec-19																								
Jan-20																								
Feb-20																								
Mar-20																								
Apr-20																								
May-20																								
Jun-20																								
Total	0	0.00	0	0.00	0	0.00	0	0.00	0	0	0	0.000	0	0	3	5	0	0	1	1	1	1	5	9

Beechworth Targeted and Random General Drug Test Positives & Equivalents: 2019-2020



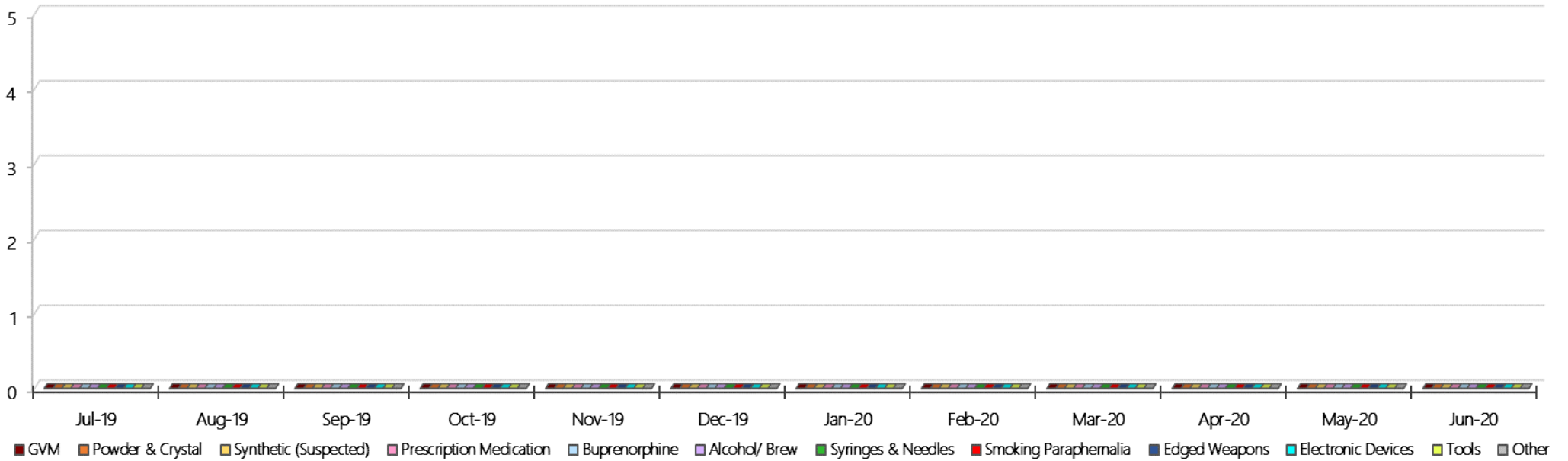
Beechworth Positive Test Results by Drug Type: 2019-2020

Beechworth Positive Test Results By Drug Type: 2019-2020



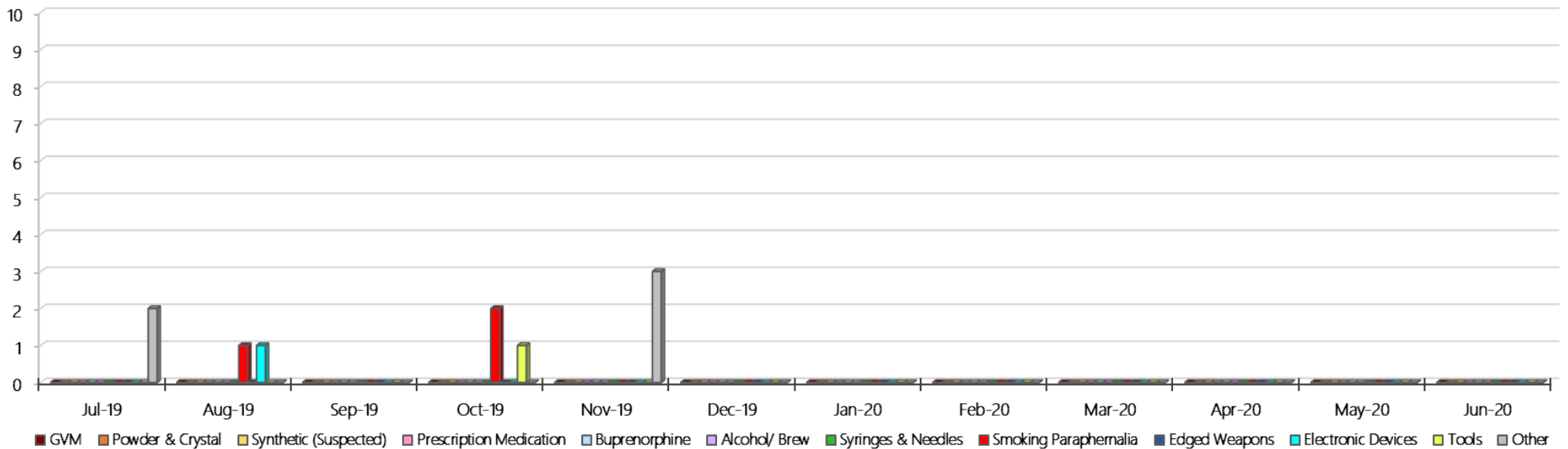
Beechworth Count of Visitor Seizure Finds: 2019-2020

Beechworth Count of Visitor Seizure Finds: 2019-2020



Beechworth Count of Prisoner Seizure Finds: 2019-2020

Beechworth Count of Prisoner Seizure Finds : 2019-2020



Dhurringile Prison

Targeted and Random General Drug Test Results: 2019-2020

Dhurringile	Jul-19	Aug-19	Sep-19	Oct-19	Nov-19	Dec-19	Jan-20	Feb-20	Mar-20	Apr-20	May-20	Jun-20	Average	Totals
Effective Sample - Targeted	130	90	117	116	64								103	517
Targeted Positives	5	1	3	3	1								3	13
Refusal	2	0	0	0	0								0	2
Unable	0	1	0	0	0								0	1
Interfered	0	0	0	0	0								0	0
Adulterated	0	0	0	0	0								0	0
Targeted % Tested Positive	5.38%	2.22%	2.56%	2.59%	1.56%								3.09%	3.09%
Awaiting / Pending Results	0	0	0	0	0								0	0
Targeted Residual	1	0	1	0	0								0	2
Random tests collected	34	28	35	28	28								31	153
Tested Positive	1	0	0	1	1								1	3
Refusal (guilty)	0	0	0	0	0								0	0
Unable (not guilty)	0	0	0	0	0								0	0
Unable (guilty)	0	0	0	0	0								0	0
Interfered (guilty)	0	0	0	0	0								0	0
No test (valid reason)	0	0	0	0	0								0	0
No test (no valid reason)	0	0	0	0	0								0	0
Adulterated	0	0	0	0	0								0	0
Awaiting / Pending Results	0	0	0	0	0								0	0
Random Residual (PIMS URAR030)	0	0	0	0	0								0	0
Effective Sample - Random General	34	28	35	28	28								31	153
% Tested positive	2.94%	0.00%	0.00%	3.57%	3.57%								2.02%	
% Prisoner guilty, positive equivalent	0.00%	0.00%	0.00%	0.00%	0.00%								0.00%	
% Total prisoner fails	2.94%	0.00%	0.00%	3.57%	3.57%								2.02%	
% No test without valid reason	0.00%	0.00%	0.00%	0.00%	0.00%								0.00%	
Random General Benchmark 3.50%	3.50%	3.50%	3.50%	3.50%	3.50%	3.50%	3.50%	3.50%	3.50%	3.50%	3.50%	3.50%	YTD	
% Failures for SDO	2.94%	0.00%	0.00%	3.57%	3.57%								1.96%	

Dhurringile - Drugs Identified Through Testing by Drug Type: 2019-2020

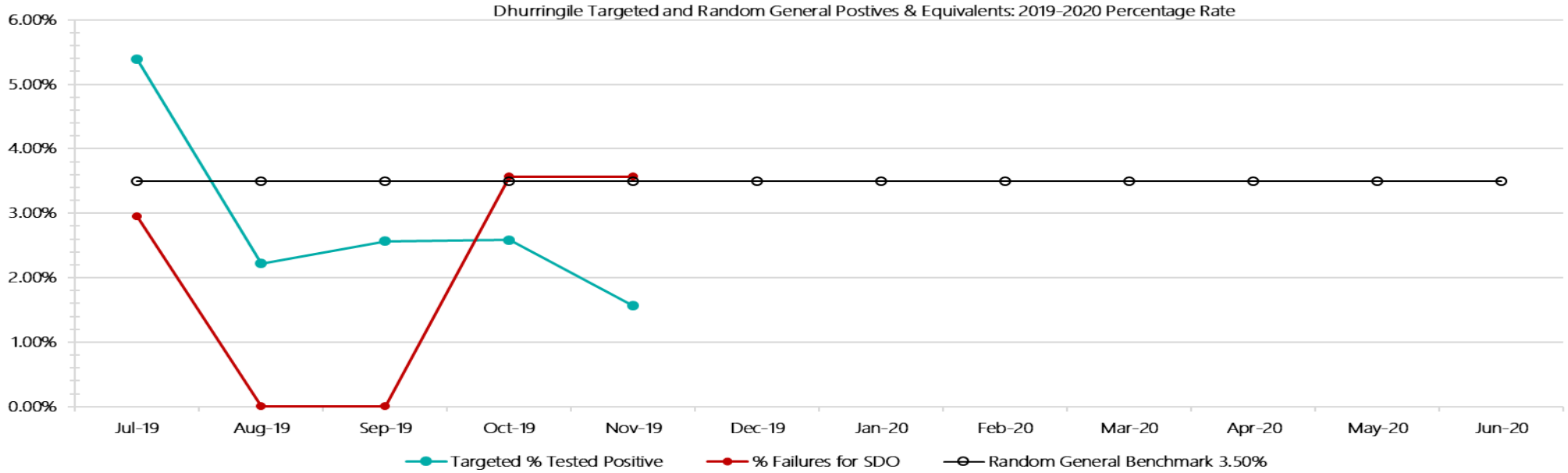
Dhurringile	Amphetamines	Methamphetamines	Cocaine	Opiates	Benzodiazepines	Cannabinoids	Ethanol**	Methadone	ADP*	APS*	Steroids**	Buprenorphine	NOA*	Total
Jul-19	2	3	0	1	0	0	0	0	0	0	0	3	0	9
Aug-19	0	0	0	0	0	0	0	0	0	0	0	1	0	1
Sep-19	0	0	0	0	0	0	0	0	0	0	0	3	0	3
Oct-19	0	0	0	0	1	0	0	0	0	0	0	3	0	4
Nov-19	0	0	0	0	0	0	0	0	0	0	0	3	0	3
Dec-19														
Jan-20														
Feb-20														
Mar-20														
Apr-20														
May-20														
Jun-20														
Dhurringile YTD	2	3	0	1	1	0	0	0	0	0	0	13	0	20
<i>All Prisons YTD</i>	<i>85</i>	<i>138</i>	<i>1</i>	<i>19</i>	<i>17</i>	<i>16</i>	<i>10</i>	<i>19</i>	<i>28</i>	<i>8</i>	<i>0</i>	<i>949</i>	<i>0</i>	<i>1290</i>
<i>Dhurringile % of Total</i>	<i>2.35%</i>	<i>2.17%</i>	<i>0.00%</i>	<i>5.26%</i>	<i>5.88%</i>	<i>0.00%</i>	<i>0.00%</i>	<i>0.00%</i>	<i>0.00%</i>	<i>0.00%</i>	<i>0.00%</i>	<i>1.37%</i>	<i>0.00%</i>	<i>1.55%</i>

Dhurringile Seizures of Contraband: Visitors & Prisoners: 2019-2020

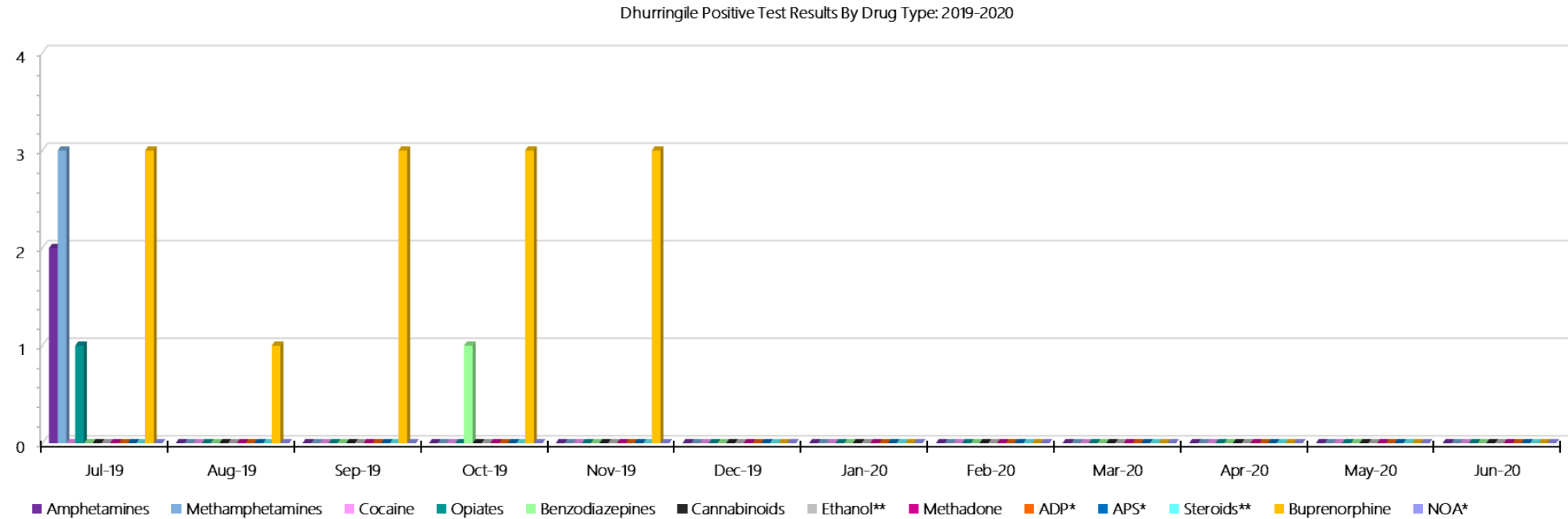
Visitors	GVM		Powder & Crystal		Synthetic (Suspected)		Prescription Medication		Buprenorphine		Alcohol & Home Brew		Syringes & Needles		Smoking Paraphernalia		Edged Weapons		Electronic Devices		Tools		Other		
	D'gile	Finds	Gms	Finds	Gms	Finds	Gms	Finds	Qty	Finds	Qty	Finds	Ltrs	Finds	Qty	Finds	Qty	Finds	Qty	Finds	Qty	Finds	Qty	Finds	Qty
Jul-19	0	0.00	0	0.00	0	0.00	0	0.00	0	0.00	0	0.000	0	0	0	0	0	0	0	0	0	0	0	0	0
Aug-19	0	0.00	0	0.00	0	0.00	0	0.00	0	0.00	0	0.000	0	0	0	0	0	0	0	0	0	0	0	0	0
Sep-19	0	0.00	0	0.00	0	0.00	0	0.00	0	0.00	0	0.000	0	0	0	0	0	0	0	0	0	0	0	0	0
Oct-19	0	0.00	0	0.00	0	0.00	0	0.00	1	2.50	0	0.000	0	0	1	1	0	0	0	0	0	0	0	0	0
Nov-19	0	0.00	1	3.00	0	0.00	0	0.00	0	0.00	2	3.375	0	0	1	1	0	0	0	0	0	0	2	4	
Dec-19																									
Jan-20																									
Feb-20																									
Mar-20																									
Apr-20																									
May-20																									
Jun-20																									
Total	0	0.00	1	3.00	0	0.00	0	0.00	1	2.50	2	3.375	0	0	2	2	0	0	0	0	0	0	2	4	

Prisoners	GVM		Powder & Crystal		Synthetic (Suspected)		Prescription Medication		Buprenorphine		Alcohol & Home Brew		Syringes & Needles		Smoking Paraphernalia		Edged Weapons		Electronic Devices		Tools		Other		
	D'gile	Finds	Gms	Finds	Gms	Finds	Gms	Finds	Qty	Finds	Qty	Finds	Ltrs	Finds	Qty	Finds	Qty	Finds	Qty	Finds	Qty	Finds	Qty	Finds	Qty
Jul-19	0	0.00	0	0.00	0	0.00	0	0.00	0	0.00	1	3.000	3	3	4	8	1	1	0	0	1	4	1	1	
Aug-19	0	0.00	0	0.00	0	0.00	0	0.00	0	0.00	0	0.000	0	0	4	14	0	0	0	0	0	0	0	0	
Sep-19	0	0.00	0	0.00	0	0.00	0	0.00	1	0.10	1	0.750	0	0	3	4	2	2	0	0	1	1	0	0	
Oct-19	1	18.70	0	0.00	0	0.00	1	1.00	1	0.10	1	1.000	1	24	5	6	0	0	0	0	4	4	0	0	
Nov-19	2	2.10	0	0.00	0	0.00	0	0.00	0	0.00	0	0.000	0	0	8	17	1	2	0	0	2	4	0	0	
Dec-19																									
Jan-20																									
Feb-20																									
Mar-20																									
Apr-20																									
May-20																									
Jun-20																									
Total	3	20.80	0	0.00	0	0.00	1	1.00	2	0.20	3	4.750	4	27	24	49	4	5	0	0	8	13	1	1	

Dhurringile Targeted and Random General Drug Test Positives & Equivalents: 2019-2020

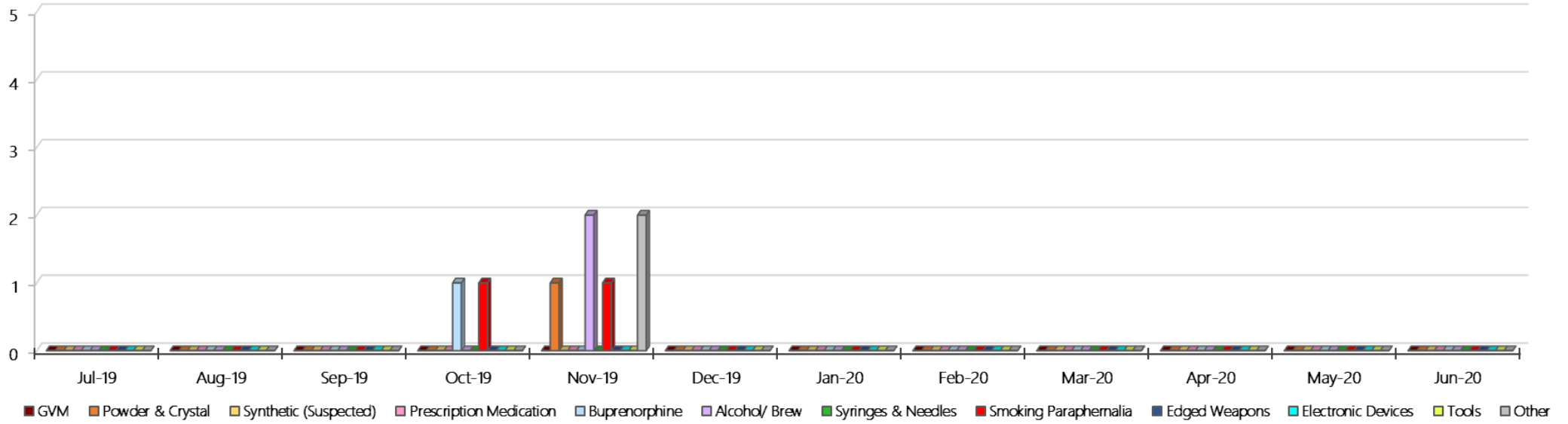


Dhurringile Positive Test Results by Drug Type: 2019-2020



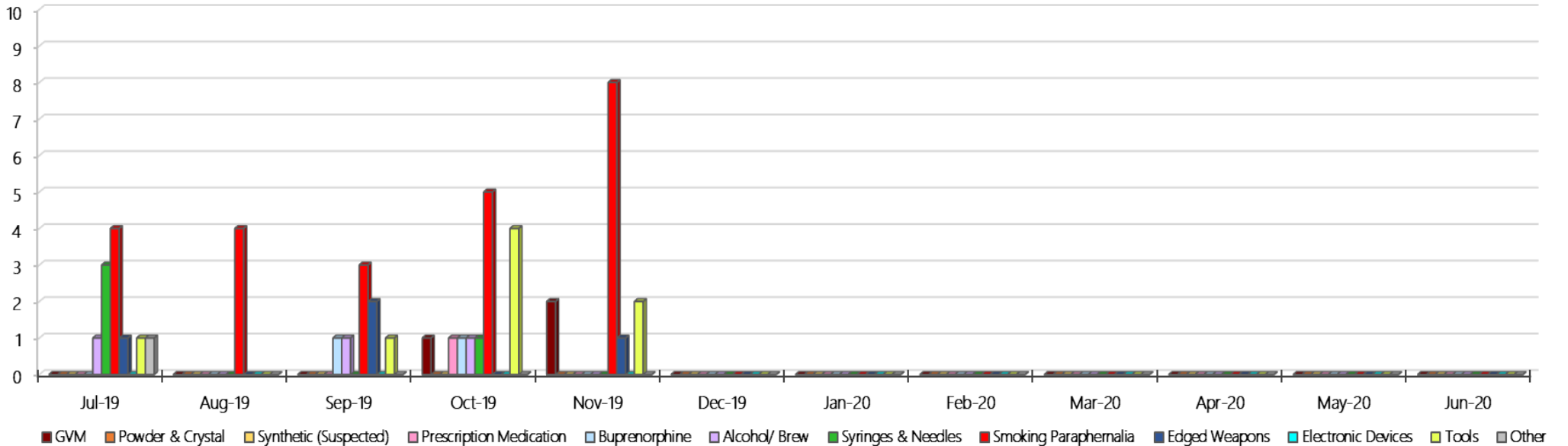
Dhurringile Count of Visitor Seizure Finds: 2019-2020

Dhurringile Count of Visitor Seizure Finds :2019-2020



Dhurringile Count of Prisoner Seizure Finds: 2019-2020

Dhurringile Count of Prisoner Seizure Finds: 2019-2020



Langi Kal Kal Prison

Targeted and Random General Drug Test Results: 2019-2020

Langi Kal Kal	Jul-19	Aug-19	Sep-19	Oct-19	Nov-19	Dec-19	Jan-20	Feb-20	Mar-20	Apr-20	May-20	Jun-20	Average	Totals
Effective Sample - Targeted	28	20	27	11	9								19	95
Targeted Positives	0	0	0	0	0								0	0
Refusal	0	0	0	0	0								0	0
Unable	0	0	0	0	0								0	0
Interfered	0	0	0	0	0								0	0
Adulterated	0	0	0	0	0								0	0
Targeted % Tested Positive	0.00%	0.00%	0.00%	0.00%	0.00%								0.00%	0.00%
Awaiting / Pending Results	0	0	0	0	0								0	0
Targeted Residual	0	0	0	0	0								0	0
Random tests collected	55	46	59	48	42								50	250
Tested Positive	0	0	0	0	0								0	0
Refusal (guilty)	0	0	0	0	0								0	0
Unable (not guilty)	0	0	0	0	0								0	0
Unable (guilty)	0	0	0	0	0								0	0
Interfered (guilty)	0	0	0	0	0								0	0
No test (valid reason)	0	0	1	0	0								0	1
No test (no valid reason)	0	0	0	0	0								0	0
Adulterated	0	0	0	0	0								0	0
Awaiting / Pending Results	0	0	0	0	2								0	2
Random Residual (PIMS URAR030)	0	0	0	0	0								0	0
Effective Sample - Random General	55	46	59	48	42								50	250
% Tested positive	0.00%	0.00%	0.00%	0.00%	0.00%								0.00%	
% Prisoner guilty, positive equivalent	0.00%	0.00%	0.00%	0.00%	0.00%								0.00%	
% Total prisoner fails	0.00%	0.00%	0.00%	0.00%	0.00%								0.00%	
% No test without valid reason	0.00%	0.00%	0.00%	0.00%	0.00%								0.00%	
Random General Benchmark 1.50%	1.50%	1.50%	1.50%	1.50%	1.50%	1.50%	1.50%	1.50%	1.50%	1.50%	1.50%	1.50%	YTD	
% Failures for SDO	0.00%	0.00%	0.00%	0.00%	0.00%								0.00%	

Langi Kal Kal - Drugs Identified Through Testing by Drug Type: 2019-2020

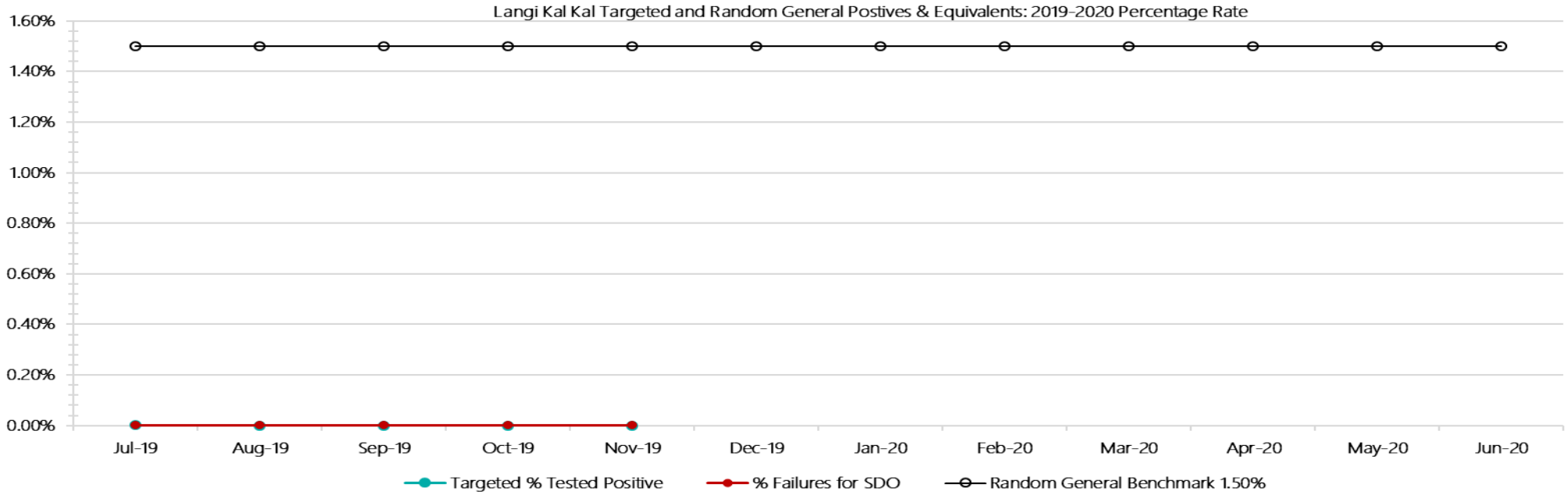
Langi Kal Kal	Amphetamines	Methamphetamines	Cocaine	Opiates	Benzodiazepines	Cannabinoids	Ethanol**	Methodone	ADP*	APS*	Steroids**	Buprenorphine	NOA*	Total
Jul-19	0	0	0	0	0	0	0	0	0	0	0	0	0	0
Aug-19	0	0	0	0	0	0	0	0	0	0	0	0	0	0
Sep-19	0	0	0	0	0	0	0	0	0	0	0	1	0	1
Oct-19	0	0	0	0	0	0	0	0	0	0	0	0	0	0
Nov-19	0	0	0	0	0	0	0	0	0	0	0	0	0	0
Dec-19														
Jan-20														
Feb-20														
Mar-20														
Apr-20														
May-20														
Jun-20														
Langi Kal Kal YTD	0	0	0	0	0	0	0	0	0	0	0	1	0	1
All Prisons YTD	85	138	1	19	17	16	10	19	28	8	0	949	0	1290
Langi Kal Kal % of Total	0.00%	0.00%	0.00%	0.00%	0.00%	0.00%	0.00%	0.00%	0.00%	0.00%	0.00%	0.11%	0.00%	0.08%

Langi Kal Kal Seizures of Contraband: Visitors & Prisoners: 2019-2020

Visitors	GVM		Powder & Crystal		Synthetic (Suspected)		Prescription Medication		Buprenorphine		Alcohol & Home Brew		Syringes & Needles		Smoking Paraphernalia		Edged Weapons		Electronic Devices		Tools		Other		
	LKK	Finds	Gms	Finds	Gms	Finds	Gms	Finds	Qty	Finds	Qty	Finds	Ltrs	Finds	Qty	Finds	Qty	Finds	Qty	Finds	Qty	Finds	Qty	Finds	Qty
Jul-19	0	0	0.00	0	0.00	0	0.00	0	0.00	0	0.00	0	0.000	0	0	0	0	0	0	0	0	0	0	0	0
Aug-19	0	0	0.00	0	0.00	0	0.00	0	0.00	0	0.00	0	0.000	0	0	0	0	0	0	0	0	0	0	0	0
Sep-19	0	0	0.00	0	0.00	0	0.00	0	0.00	0	0.00	0	0.000	0	0	0	0	0	0	0	0	0	0	0	0
Oct-19	0	0	0.00	0	0.00	0	0.00	0	0.00	0	0.00	0	0.000	0	0	0	0	0	0	0	0	0	0	0	0
Nov-19	0	0	0.00	0	0.00	0	0.00	0	0.00	0	0.00	0	0.000	0	0	0	0	0	0	0	0	0	0	0	0
Dec-19																									
Jan-20																									
Feb-20																									
Mar-20																									
Apr-20																									
May-20																									
Jun-20																									
Total	0	0	0.00	0	0.00	0	0.00	0	0.00	0	0.00	0	0.000	0	0	0	0	0	0	0	0	0	0	0	0

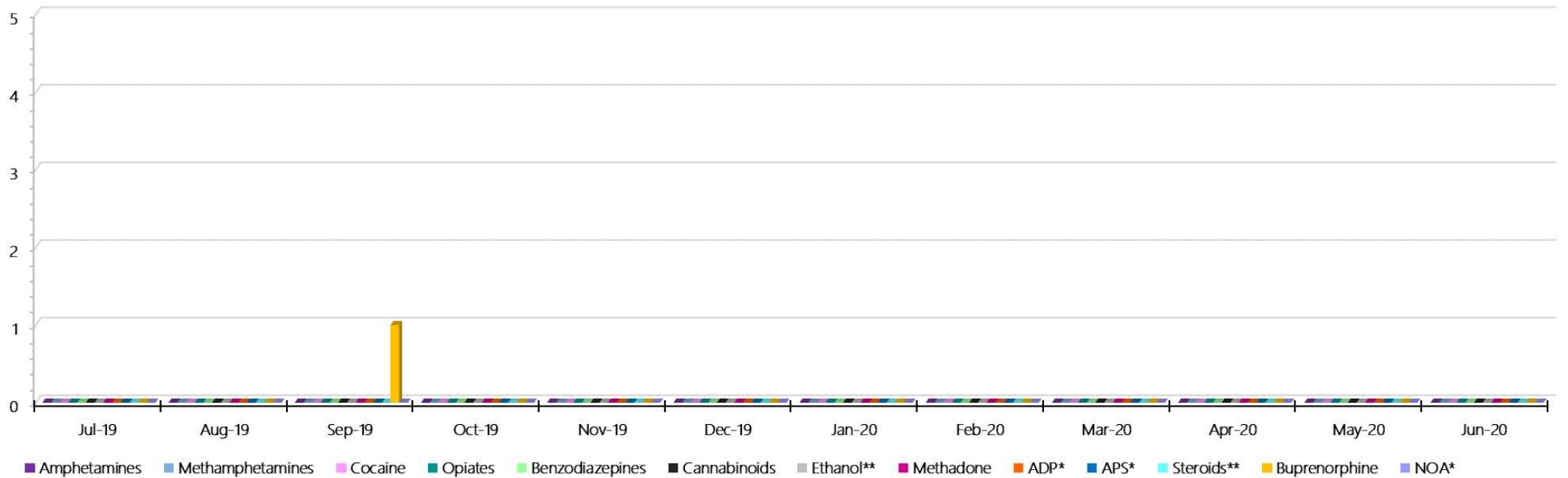
Prisoners	GVM		Powder & Crystal		Synthetic (Suspected)		Prescription Medication		Buprenorphine		Alcohol & Home Brew		Syringes & Needles		Smoking Paraphernalia		Edged Weapons		Electronic Devices		Tools		Other		
	LKK	Finds	Gms	Finds	Gms	Finds	Gms	Finds	Qty	Finds	Qty	Finds	Ltrs	Finds	Qty	Finds	Qty	Finds	Qty	Finds	Qty	Finds	Qty	Finds	Qty
Jul-19	0	0	0.00	0	0.00	0	0.00	0	0.00	0	0.00	0	0.000	0	0	0	0	1	2	0	0	1	1	1	1
Aug-19	0	0	0.00	0	0.00	0	0.00	0	0.00	0	0.00	0	0.000	0	0	0	0	0	0	0	0	0	0	0	0
Sep-19	0	0	0.00	0	0.00	0	0.00	0	0.00	0	0.00	0	0.000	0	0	0	0	0	0	0	0	0	0	1	1
Oct-19	0	0	0.00	0	0.00	0	0.00	0	0.00	0	0.00	0	0.000	0	0	0	0	1	1	0	0	0	0	0	0
Nov-19	0	0	0.00	0	0.00	0	0.00	0	0.00	0	0.00	0	0.000	0	0	0	0	1	1	0	0	1	1	0	0
Dec-19																									
Jan-20																									
Feb-20																									
Mar-20																									
Apr-20																									
May-20																									
Jun-20																									
Total	0	0	0.00	0	0.00	0	0.00	0	0.00	0	0.00	0	0.000	0	0	0	0	3	4	0	0	2	2	2	2

Langi Kal Kal Targeted and Random General Drug Test Positives & Equivalents: 2019-2020



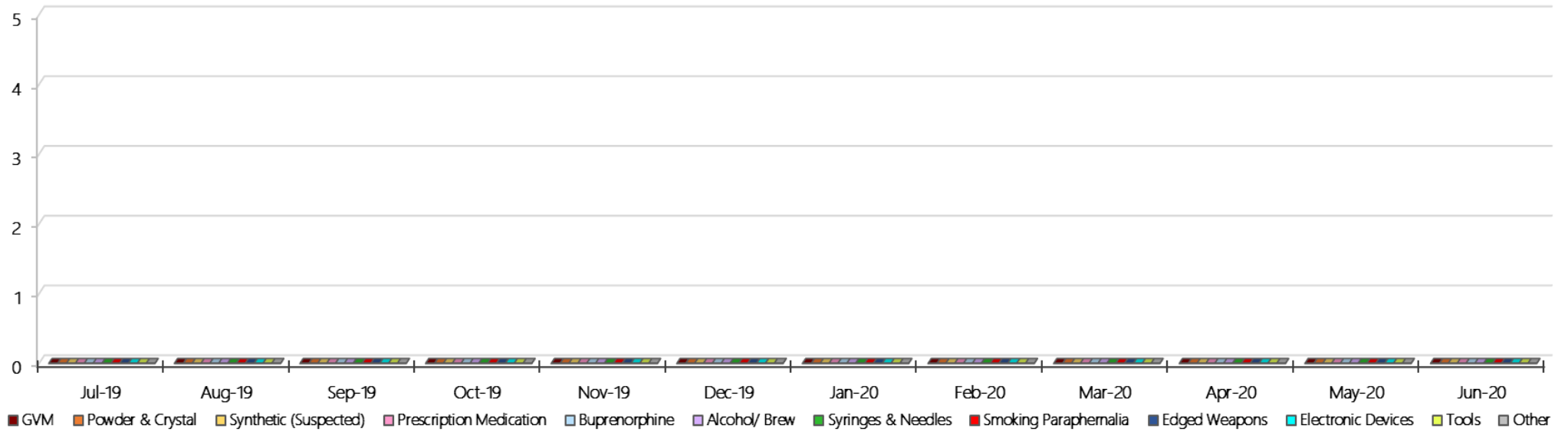
Langi Kal Kal Positive Test Results by Drug Type: 2019-2020

Langi Kal Kal Positive Test Results By Drug Type: 2019-2020



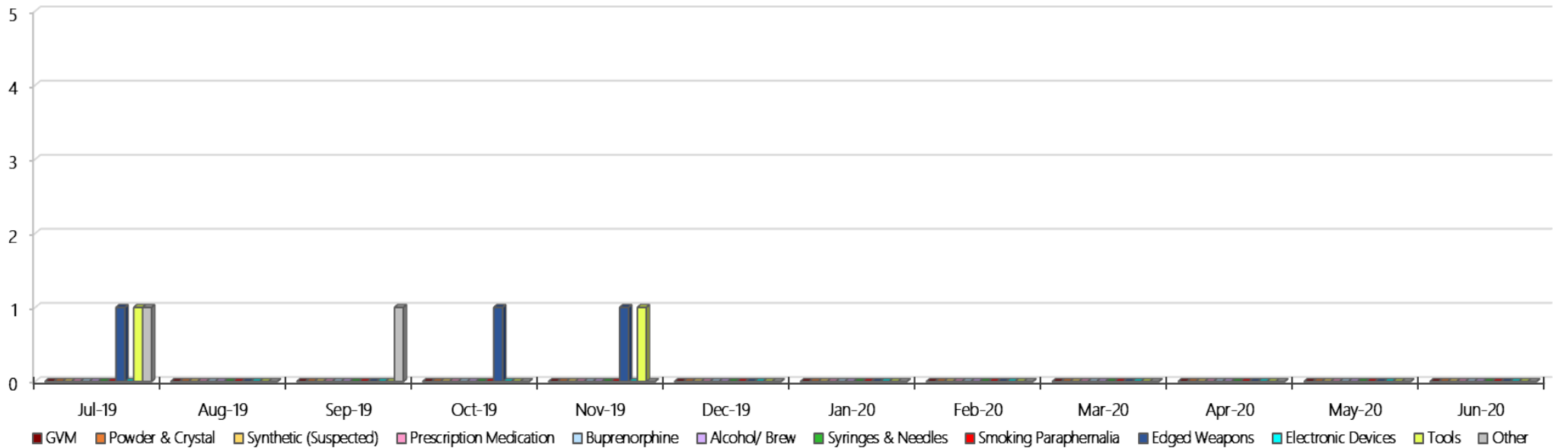
Langi Kal Kal Count of Visitor Seizure Finds: 2019-2020

Langi Kal Kal Count of Visitor Seizure Finds: 2019-2020



Langi Kal Kal Count of Prisoner Seizure Finds: 2019-2020

Langi Kal Kal Count of Prisoner Seizure Finds: 2019-2020



Tarrengower Prison

Targeted and Random General Drug Test Results: 2018-2019

Tarrengower	Jul-19	Aug-19	Sep-19	Oct-19	Nov-19	Dec-19	Jan-20	Feb-20	Mar-20	Apr-20	May-20	Jun-20	Average	Totals
Effective Sample - Targeted	7	3	3	1	1								3	15
Targeted Positives	0	0	0	0	1								0	1
Refusal	0	0	0	0	0								0	0
Unable	0	0	0	0	0								0	0
Interfered	0	0	0	0	0								0	0
Adulterated	0	0	0	0	0								0	0
Targeted % Tested Positive	0.00%	0.00%	0.00%	0.00%	100.00%								6.67%	6.67%
Awaiting / Pending Results	0	0	0	0	0								0	0
Targeted Residual	0	0	0	0	0								0	0
Random tests collected	10	8	10	7	6								8	41
Tested Positive	0	0	0	0	0								0	0
Refusal (guilty)	0	0	0	0	0								0	0
Unable (not guilty)	0	0	0	0	0								0	0
Unable (guilty)	0	0	0	0	0								0	0
Interfered (guilty)	0	0	0	0	0								0	0
No test (valid reason)	0	0	0	1	1								0	2
No test (no valid reason)	0	0	0	0	0								0	0
Adulterated	0	0	0	0	0								0	0
Awaiting / Pending Results	0	0	0	0	1								0	1
Random Residual (PIMS URAR030)	0	0	0	0	0								0	0
Effective Sample - Random General	10	8	10	7	6								8	41
% Tested positive	0.00%	0.00%	0.00%	0.00%	0.00%								0.00%	
% Prisoner guilty, positive equivalents	0.00%	0.00%	0.00%	0.00%	0.00%								0.00%	
% Total prisoner fails	0.00%	0.00%	0.00%	0.00%	0.00%								0.00%	
% No test without valid reason	0.00%	0.00%	0.00%	0.00%	0.00%								0.00%	
Random General Benchmark 1.50%	1.50%	1.50%	1.50%	1.50%	1.50%	1.50%	1.50%	1.50%	1.50%	1.50%	1.50%	1.50%	YTD	
% Failures for SDO	0.00%	0.00%	0.00%	0.00%	0.00%								0.00%	

Tarrengower - Drugs Identified Through Testing by Drug Type: 2019-2020

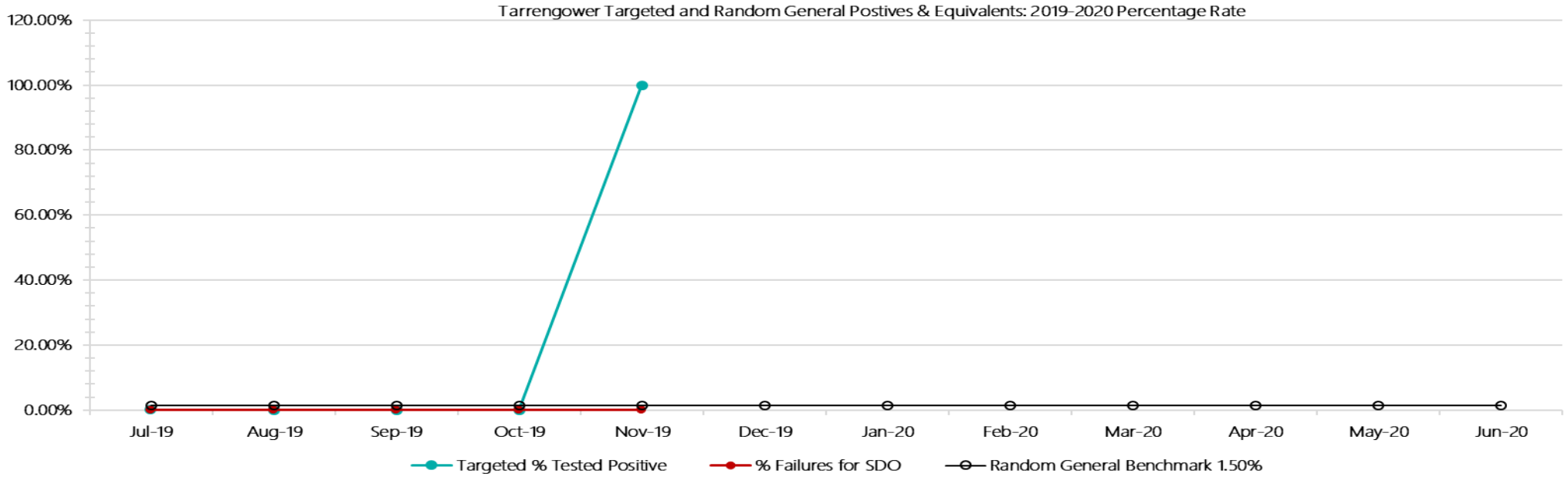
Tarrengower	Amphetamines	Methamphetamines	Cocaine	Opiates	Benzodiazepines	Cannabinoids	Ethanol**	Methodone	ADP*	APS*	Steroids**	Buprenorphine	NOA*	Total
Jul-19	0	0	0	0	0	0	0	0	0	0	0	0	0	0
Aug-19	0	0	0	0	0	0	0	0	0	0	0	0	0	0
Sep-19	0	0	0	0	0	0	0	0	0	0	0	0	0	0
Oct-19	0	0	0	0	0	0	0	0	0	0	0	0	0	0
Nov-19	0	0	0	0	0	0	0	0	1	0	0	0	0	1
Dec-19														
Jan-20														
Feb-20														
Mar-20														
Apr-20														
May-20														
Jun-20														
Tarrengower YTD	0	0	0	0	0	0	0	0	1	0	0	0	0	1
All Prisons YTD	85	138	1	19	17	16	10	19	28	8	0	949	0	1290
Tarrengower % of Total	0.00%	0.00%	0.00%	0.00%	0.00%	0.00%	0.00%	0.00%	3.57%	0.00%	0.00%	0.00%	0.00%	0.08%

Tarrengower Seizures of Contraband: Visitors & Prisoners: 2019-2020

Visitors	GVM		Powder & Crystal		Synthetic (Suspected)		Prescription Medication		Buprenorphine		Alcohol & Home Brew		Syringes		Smoking Paraphernalia		Edged Weapons		Electronic Devices		Tools		Other		
	T'gower	Finds	Gms	Finds	Gms	Finds	Gms	Finds	Qty	Finds	Qty	Finds	Ltrs	Finds	Qty	Finds	Qty	Finds	Qty	Finds	Qty	Finds	Qty	Finds	Qty
Jul-19	0	0.00	0	0.00	0	0.00	0	0.00	0	0.00	0	0.000	0	0	0	0	0	0	0	0	0	0	0	1	1
Aug-19	0	0.00	0	0.00	0	0.00	0	0.00	0	0.00	0	0.000	0	0	0	0	0	0	0	0	0	0	0	0	0
Sep-19	0	0.00	0	0.00	0	0.00	0	0.00	0	0.00	0	0.000	0	0	0	0	0	0	0	0	0	0	0	0	0
Oct-19	0	0.00	0	0.00	0	0.00	0	0.00	0	0.00	0	0.000	0	0	0	0	0	0	0	0	0	0	0	0	0
Nov-19	0	0.00	0	0.00	0	0.00	0	0.00	0	0.00	0	0.000	0	0	0	0	0	0	0	0	0	0	0	0	0
Dec-19																									
Jan-20																									
Feb-20																									
Mar-20																									
Apr-20																									
May-20																									
Jun-20																									
Total	0	0.00	0	0.00	0	0.00	0	0.00	0	0.00	0	0.000	0	0	0	0	0	0	0	0	0	0	0	1	1

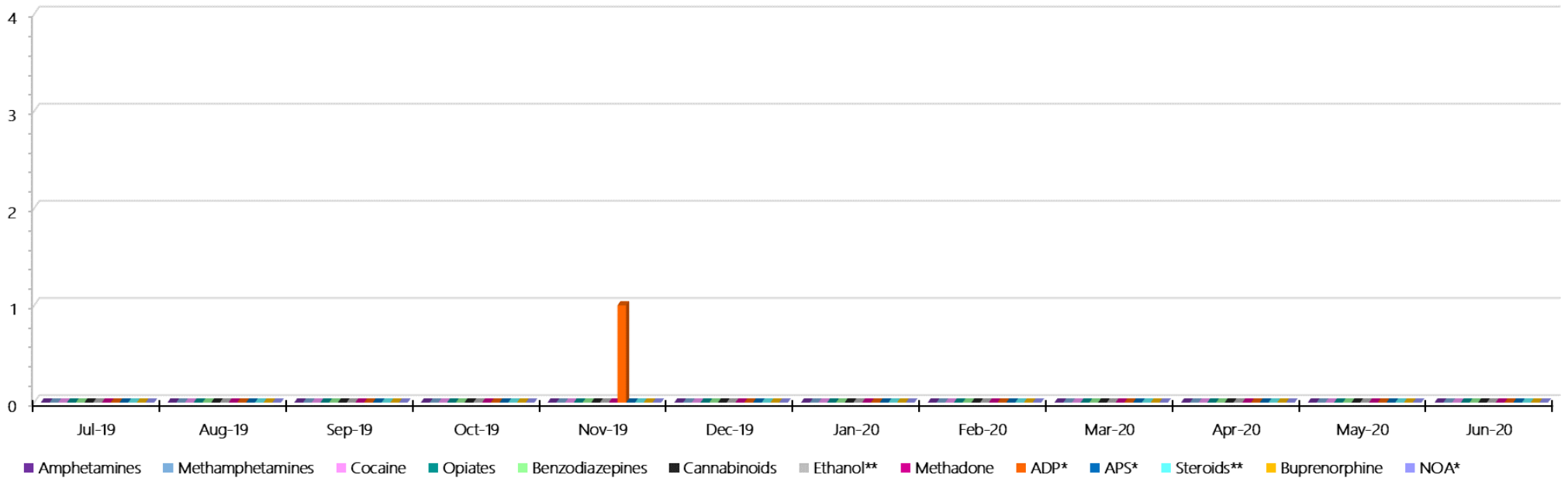
Prisoners	GVM		Powder & Crystal		Synthetic (Suspected)		Prescription Medication		Buprenorphine		Alcohol & Home Brew		Syringes		Smoking Paraphernalia		Edged Weapons		Electronic Devices		Tools		Other		
	T'gower	Finds	Gms	Finds	Gms	Finds	Gms	Finds	Qty	Finds	Qty	Finds	Ltrs	Finds	Qty	Finds	Qty	Finds	Qty	Finds	Qty	Finds	Qty	Finds	Qty
Jul-19	0	0.00	0	0.00	0	0.00	0	0.00	0	0.00	0	0.000	0	0	0	0	0	0	0	0	0	0	0	2	1.1
Aug-19	0	0.00	0	0.00	0	0.00	0	0.00	0	0.00	0	0.000	0	0	0	0	0	0	0	0	0	0	0	0	0
Sep-19	0	0.00	0	0.00	0	0.00	1	2.00	0	0.00	0	0.000	0	0	0	0	0	0	0	0	0	0	0	0	0
Oct-19	0	0.00	0	0.00	0	0.00	1	3.00	0	0.00	0	0.000	0	0	0	0	0	0	0	0	0	0	0	0	0
Nov-19	0	0.00	0	0.00	0	0.00	0	0.00	0	0.00	0	0.000	0	0	0	0	0	0	0	0	0	0	0	0	0
Dec-19																									
Jan-20																									
Feb-20																									
Mar-20																									
Apr-20																									
May-20																									
Jun-20																									
Total	0	0.00	0	0.00	0	0.00	2	5.00	0	0.00	0	0.000	0	0	0	0	0	0	0	0	0	0	0	2	1.1

Tarrengower Targeted and Random General Drug Test Positives & Equivalents: 2019-2020



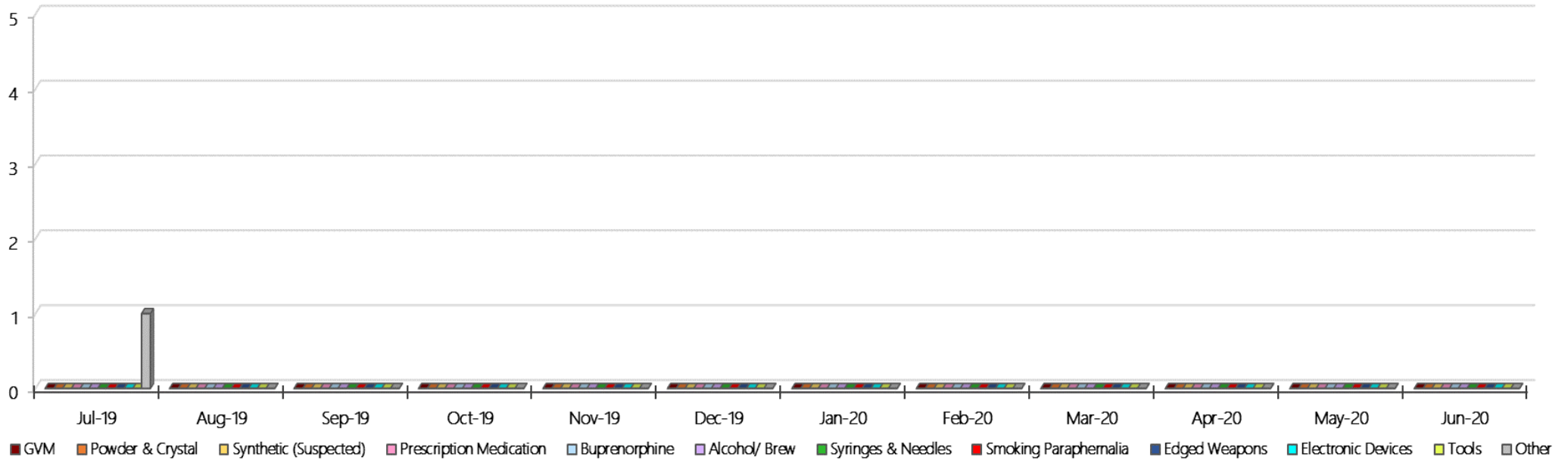
Tarrengower Positive Test Results by Drug Type: 2019-2020

Tarrengower Positive Test Results By Drug Type: 2019-2020



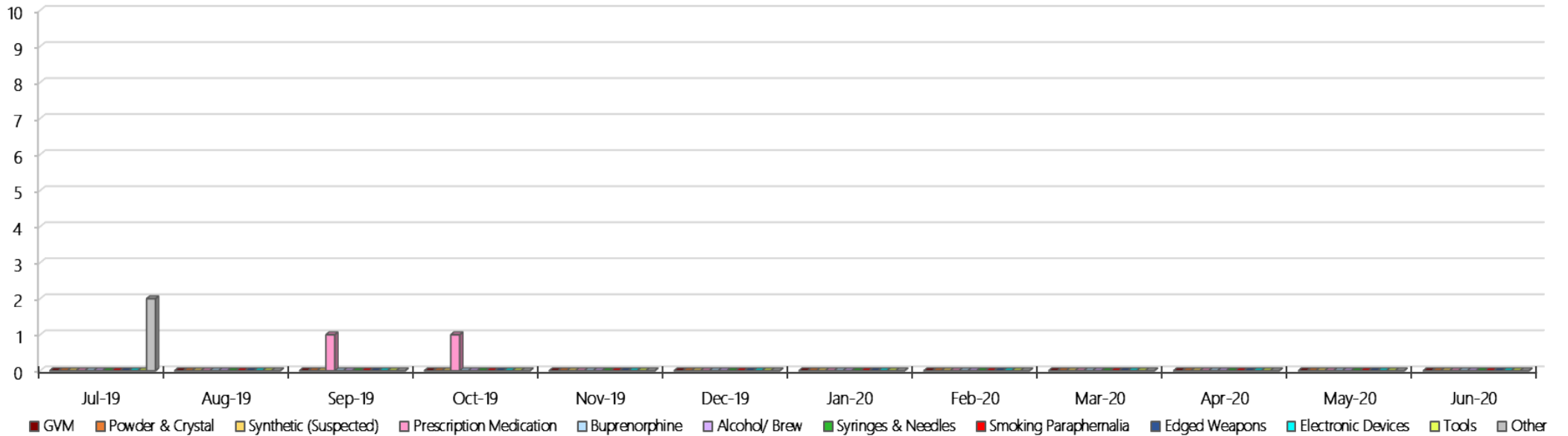
Tarrengower Count of Visitor Seizure Finds: 2019-2020

Tarrengower Count of Visitor Seizure Finds: 2019-2020



Tarrengower Count of Prisoner Seizure Finds: 2019-2020

Tarrengower Count of Prisoner Seizure Finds: 2019-2020



Judy Lazarus Transition Centre Targeted and Random General Drug Test Results: 2019-2020

JLTC	Jul-19	Aug-19	Sep-19	Oct-19	Nov-19	Dec-19	Jan-20	Feb-20	Mar-20	Apr-20	May-20	Jun-20	Average	Totals
Effective Sample - Targeted	1	1	2	0	2								1	6
Targeted Positives	0	0	0	0	0								0	0
Refusal	0	0	0	0	0								0	0
Unable	0	0	0	0	0								0	0
Interfered	0	0	0	0	0								0	0
Adulterated	0	0	0	0	0								0	0
Targeted % Tested Positive	0.00%	0.00%	0.00%		0.00%								0.00%	0.00%
Awaiting / Pending Results	0	0	0	0	0								0	0
Targeted Residual	0	0	0	0	0								0	0
Random tests collected	4	4	5	4	4								4	21
Tested Positive	0	0	0	1	0								0	1
Refusal (guilty)	0	0	0	0	0								0	0
Unable (not guilty)	0	0	0	0	0								0	0
Unable (guilty)	0	0	0	0	0								0	0
Interfered (guilty)	0	0	0	0	0								0	0
No test (valid reason)	1	0	0	0	0								0	1
No test (no valid reason)	0	0	0	0	0								0	0
Adulterated	0	0	0	0	0								0	0
Awaiting / Pending Results	0	0	0	0	0								0	0
Random Residual (PIMS URAR030)	0	0	0	0	0								0	0
Effective Sample - Random General	4	4	5	4	4								4	21
% Tested positive	0.00%	0.00%	0.00%	25.00%	0.00%								5.00%	
% Prisoner guilty, positive equivalents	0.00%	0.00%	0.00%	0.00%	0.00%								0.00%	
% Total prisoner fails	0.00%	0.00%	0.00%	25.00%	0.00%								5.00%	
% No test without valid reason	0.00%	0.00%	0.00%	0.00%	0.00%								0.00%	
Random General Benchmark 3.50%	3.50%	3.50%	3.50%	3.50%	3.50%	3.50%	3.50%	3.50%	3.50%	3.50%	3.50%	3.50%	YTD	
% Failures for SDO	0.00%	0.00%	0.00%	25.00%	0.00%								4.76%	

JLTC - Drugs Identified Through Testing by Drug Type: 2019-2020

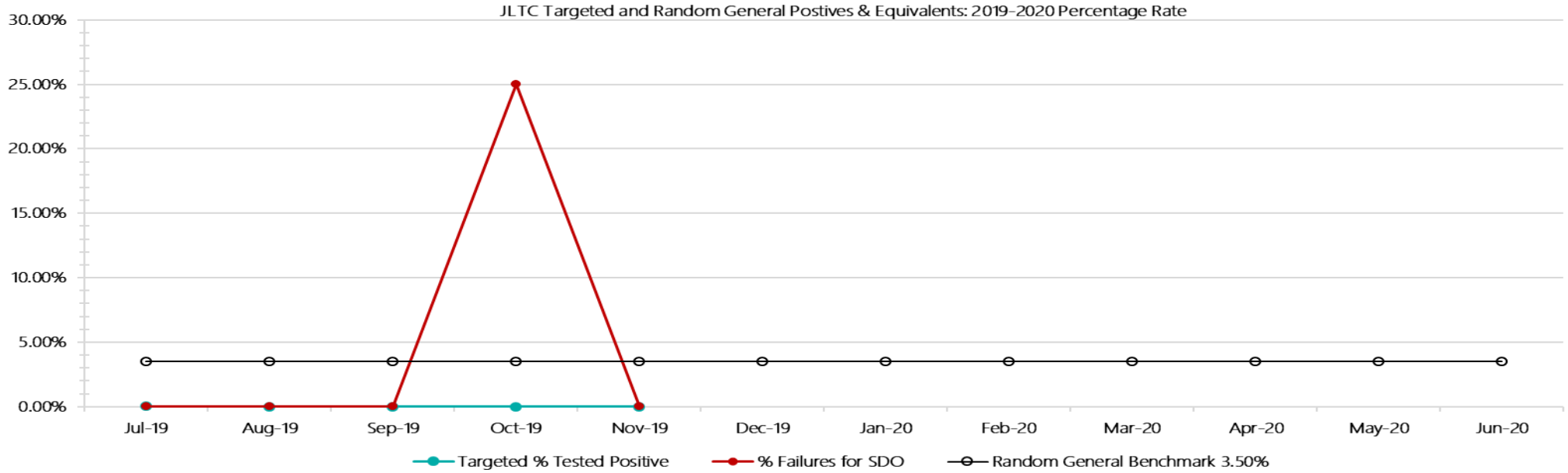
JLTC	Amphetamines	Methamphetamines	Cocaine	Opiates	Benzodiazepines	Cannabinoids	Ethanol**	Methodone	ADP*	APS*	Steroids**	Buprenorphine	NOA*	Total
Jul-19	0	0	0	0	0	0	0	0	0	0	0	0	0	0
Aug-19	0	0	0	0	0	0	0	0	0	0	0	0	0	0
Sep-19	0	0	0	0	0	0	0	0	0	0	0	0	0	0
Oct-19	1	1	1	0	0	0	0	0	0	0	0	1	0	4
Nov-19	0	0	0	0	0	0	0	0	0	0	0	0	0	0
Dec-19														
Jan-20														
Feb-20														
Mar-20														
Apr-20														
May-20														
Jun-20														
JLTC YTD	1	1	1	0	0	0	0	0	0	0	0	1	0	4
<i>All Prisons YTD</i>	<i>85</i>	<i>138</i>	<i>1</i>	<i>19</i>	<i>17</i>	<i>16</i>	<i>10</i>	<i>19</i>	<i>28</i>	<i>8</i>	<i>0</i>	<i>949</i>	<i>0</i>	<i>1290</i>
<i>JLTC % of Total</i>	<i>1.18%</i>	<i>0.72%</i>	<i>100.00%</i>	<i>0.00%</i>	<i>0.00%</i>	<i>0.00%</i>	<i>0.00%</i>	<i>0.00%</i>	<i>0.00%</i>	<i>0.00%</i>	<i>0.00%</i>	<i>0.11%</i>	<i>0.00%</i>	<i>0.31%</i>

JLTC Seizures of Contraband: Visitors & Prisoners: 2019-2020

Visitors	GVM		Powder & Crystal		Synthetic (Suspected)		Prescription Medication		Buprenorphine		Alcohol & Home Brew		Syringes		Smoking Paraphernalia		Edged Weapons		Electronic Devices		Tools		Other	
	Finds	Gms	Finds	Gms	Finds	Gms	Finds	Qty	Finds	Qty	Finds	Ltrs	Finds	Qty	Finds	Qty	Finds	Qty	Finds	Qty	Finds	Qty	Finds	Qty
Jul-19	0	0.00	0	0.00	0	0.00	0	0.00	0	0.00	0	0.000	0	0	0	0	0	0	0	0	0	0	0	0
Aug-19	0	0.00	0	0.00	0	0.00	0	0.00	0	0.00	0	0.000	0	0	0	0	0	0	0	0	0	0	0	0
Sep-19	0	0.00	0	0.00	0	0.00	0	0.00	0	0.00	0	0.000	0	0	0	0	0	0	0	0	0	0	0	0
Oct-19	0	0.00	0	0.00	0	0.00	0	0.00	0	0.00	0	0.000	0	0	0	0	0	0	0	0	0	0	0	0
Nov-19	0	0.00	0	0.00	0	0.00	0	0.00	0	0.00	0	0.000	0	0	0	0	0	0	0	0	0	0	0	0
Dec-19																								
Jan-20																								
Feb-20																								
Mar-20																								
Apr-20																								
May-20																								
Jun-20																								
Total	0	0.00	0	0.00	0	0.00	0	0.00	0	0.00	0	0.000	0	0	0	0	0	0	0	0	0	0	0	0

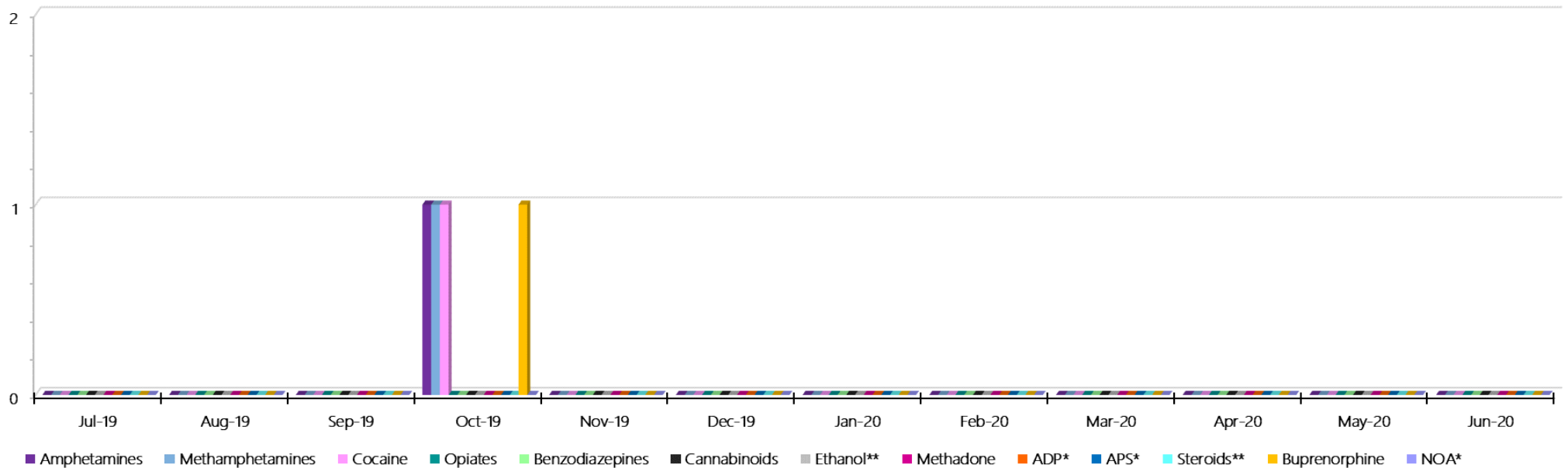
Prisoners	GVM		Powder & Crystal		Synthetic (Suspected)		Prescription Medication		Buprenorphine		Alcohol & Home Brew		Syringes		Smoking Paraphernalia		Edged Weapons		Electronic Devices		Tools		Other	
	Finds	Gms	Finds	Gms	Finds	Gms	Finds	Qty	Finds	Qty	Finds	Ltrs	Finds	Qty	Finds	Qty	Finds	Qty	Finds	Qty	Finds	Qty	Finds	Qty
Jul-19	0	0.00	0	0.00	0	0.00	1	18.00	0	0.00	0	0.000	0	0	0	0	0	0	0	0	0	0	0	0
Aug-19	0	0	0	0	0	0	1	6	0	0	0	0	0	0	1	4	0	0	0	0	0	0	0	0
Sep-19	0	0	0	0	0	0	0	0	0	0	0	0	0	0	0	0	0	0	0	0	0	0	0	0
Oct-19	0	0	0	0	0	0	0	0	1	2	0	0	0	0	1	2	0	0	0	0	1	2	1	1
Nov-19	0	0	0	0	0	0	0	0	0	0	0	0	0	0	1	1	0	0	0	0	0	0	1	1
Dec-19																								
Jan-20																								
Feb-20																								
Mar-20																								
Apr-20																								
May-20																								
Jun-20																								
Total	0	0.00	0	0.00	0	0.00	2	24.00	1	2.00	0	0.000	0	0	3	7	0	0	0	0	1	2	2	2

JLTC Targeted and Random General Drug Test Positives & Equivalents: 2019-2020



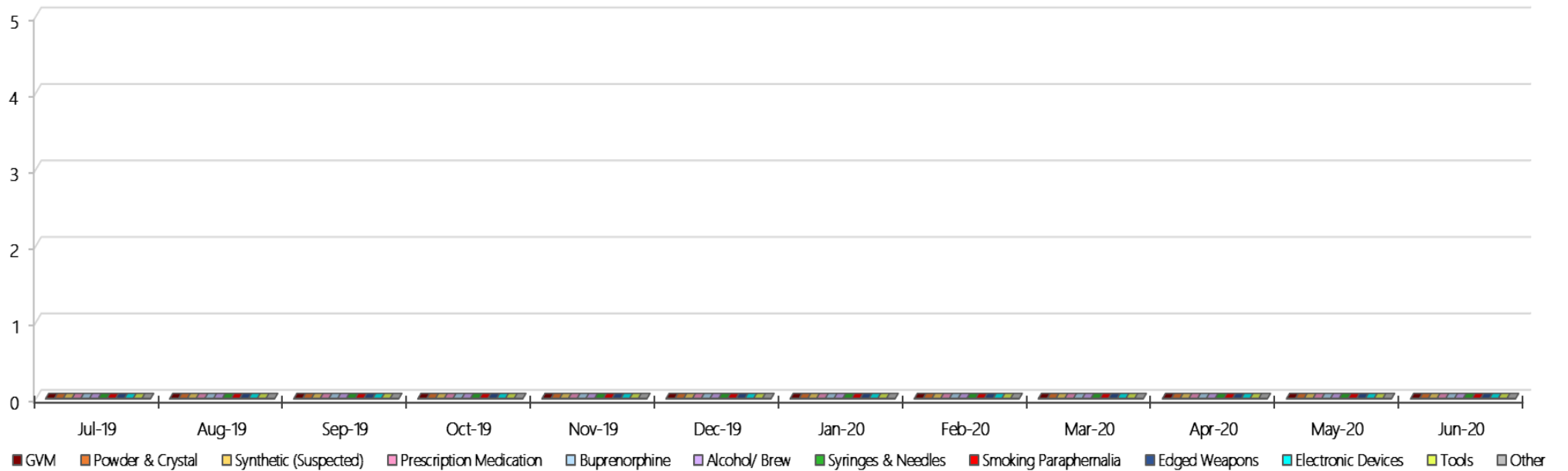
JLTC Positive Test Results by Drug Type: 2019-2020

JLTC Positive Test Results By Drug Type: 2019-2020



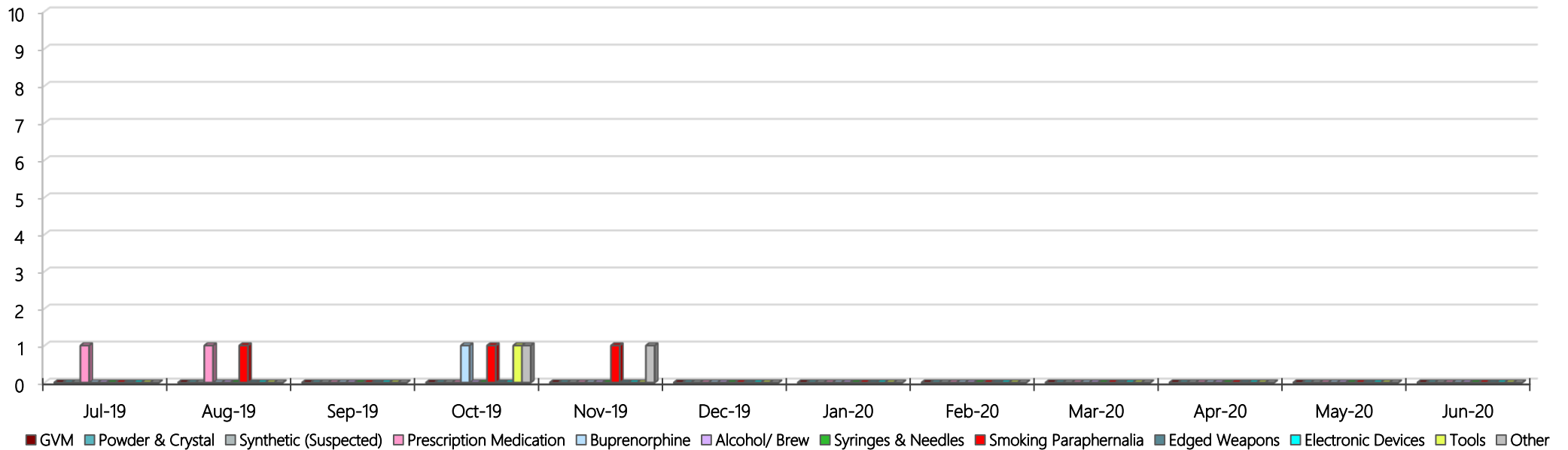
JLTC Count of Visitor Seizure Finds: 2019-2020

JLTC Count of Visitor Seizure Finds: 2019-2020



JLTC Count of Prisoner Seizure Finds: 2019-2020

JLTC Count of Prisoner Seizure Finds: 2019-2020



- PAGE LEFT BLANK INTENTIONALLY -