

Corrections Victoria

2019 - 2020

Drugs in Victorian Prisons Report

December 2019

Report on Prohibited Drug Use and
Contraband Seized in Victorian Prisons

The System Performance Branch produces the Drugs in Victorian Prisons Report (DIVPR) each month to provide data pertaining to drug use – both illicit use and prescription misuse - and contraband seizures in Victorian prisons. The report is provided on a monthly basis, and is made available to selected stakeholders, such as the Assistant Commissioner Security and Intelligence Division, Deputy Commissioner Operations, General Manager Security and Emergency Services Group, General Manager Corrections Victoria Intelligence Unit, and Prison General Managers and Regional Directors. The report is designed to provide information for consideration of action, including the deployment of resources to detect and reduce drugs in Victorian prisons.

The DIVPR specifically compiles and presents data in the following areas:

- drug test results for Random General and Targeted testing,
- types of drugs identified through drug testing,
- seizures of contraband from visitors and prisoners

The first section of the DIVPR provides a statewide overview of the above data, with the second section providing location specific data. In a bid to include details of all drug test results from the preceding month, compilation does not commence until after the 15th day of the following month. Information is provided by Prison Intelligence Units (seizures), the Drug Strategy Support Team (drug metabolite breakdowns), as well as the Monitoring, Standards and Reporting Unit (Random General – SDO8 data).

There has been an amendment to the seizure category of “Syringes”, which has been renamed to “Syringes & Needles”, to capture needles modified for drug use.

As part of the commitment to reducing the volume of strip searches in the women's prisons, Corrections Victoria has implemented a 12-month trial of saliva testing, which commenced in March 2019. The trial has replaced the majority of urine testing with an initial saliva test at Dame Phyllis Frost Centre and Tarrengower Prison. Due to the need for confirmatory testing, any prisoner returning a positive result on a saliva swab will be directed to complete a urine test.

As of February 2019, Corrections Victoria amended its data reporting process relating to the types of drugs detected within the prison system to more efficiently report on Methamphetamines. Whilst the number of Methamphetamine positives is accurate, the number of Amphetamine positives may be over represented. This is due to Methamphetamine positives coming from the drug 'ICE' and Amphetamines also being present in the majority of these positives due to the way the drug is manufactured and how it metabolises within the body.

Table of Contents

STATEWIDE OVERVIEW	5
Drug Test Results: 2019-2020.....	5
Graph of Targeted and Random General Drug Test Positives & Equivalents 2019-2020	7
Targeted and Random General Drug Test Positives & Equivalents: 2019-2020.....	8
Location Muster against Drug Tests Collected and % Positive.....	9
DRUGS IDENTIFIED THROUGH DRUG TESTING	10
Positive Drug Test Results by Drug Type per Prison Location: December 2019	10
Graph of Positive Drug Test Results: Drug Type by Prison: December 2019.....	11
Year to Date Comparison - Current Financial Year and Previous Financial Years	12
Breakdown of Amphetamine & Opiate Drug Groups by Metabolite – 2019-2020.....	13
Positive by Location: YTD 2019-2020	14
Percentage Positive by Location: YTD 2019-2020.....	15
Visitors – December 2019	16
Graphs of Seizures of Contraband: Visitors – December 2019 & YTD 2019-2020	18
Graphs of Seizures of Contraband: Prisoners – December 2019 & YTD 2019-2020.....	21
LOCATION SPECIFIC RESULTS	22
Barwon Prison.....	23
Melbourne Assessment Prison.....	28
Metropolitan Remand Centre	33
Port Phillip Prison	38
Dame Phyllis Frost Centre	43
Fulham Correctional Centre	48

Hopkins Correctional Centre.....	53
Karreenga (annex of Marngoneet)	58
Marngoneet Correctional Centre.....	63
Loddon Prison	68
Middleton (annex of Loddon)	73
Ravenhall Correctional Centre	78
Beechworth Correctional Centre.....	83
Dhurringile Prison.....	88
Langi Kal Kal Prison	93
Tarrengower Prison.....	98
Judy Lazarus Transition Centre	103

STATEWIDE OVERVIEW

Drug Test Results: 2019-2020

Random General Positive Rate

As at 16 January 2020, the number of Random General drug test samples collected in December was 1,064, of which 4.42% were positive. This is in comparison to the previous month, whereby 858 Random General tests were collected, of which 4.90% were positive.

- The following locations exceeded their Random General benchmark for the month of December 2019:
 - Barwon Prison,
 - Beechworth Prison
 - Dhurringile Prison,
 - Loddon Prison, and
 - Metropolitan Remand Centre.
- The 2019-2020 Random General positive rate across all locations is 4.75%, with the following locations exceeding their benchmark for the year:
 - Barwon Prison,
 - Loddon Prison,
 - Judy Lazurus Transition Centre,
 - Marngoneet Correctional Centre, and
 - Metropolitan Remand Centre.

Targeted Positive Rate

The number of Targeted drug tests collected in December was 1,769 of which 12.55% were positive.

This is in comparison to the previous month, whereby 1,798 Targeted drug tests were collected, of which 11.23% were positive.

- The following locations had the highest Targeted positive rates for the month of December 2019:
 - Melbourne Assessment Prison, and
 - Marngoneet Correctional Centre.

The 2019-2020 Targeted positive rate for all locations 10.26%, with the following locations having the highest Targeted positive rates for the year:

- Barwon Prison,
- Hopkins Correctional Centre, and
- Metropolitan Remand Centre.

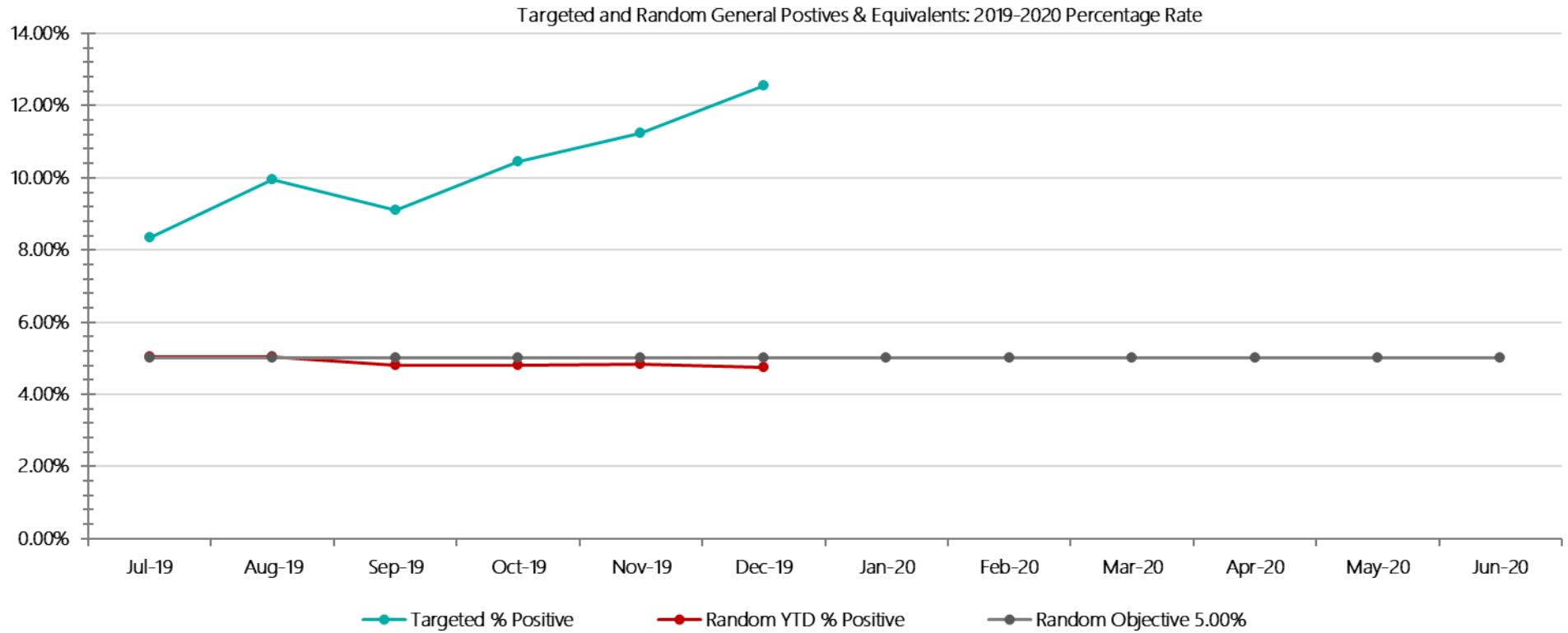
Targeted testing is used by intelligence officers to identify and intervene in use, and a high positive rate may therefore indicate well directed intelligence.

Note: The Commissioner defines a Random General positive as positives, refusals, and unables found guilty at a GMDH, as well as interfered and adulterated results. Random General data is provided by the Monitoring, Standards and Reporting Unit, with adjustments reflected in the following reporting month. December data provided 16 January 2020.

Targeted and Positive Results by Drug Type are retrieved from PIMS by the System Performance Branch. December data provided 16 January 2020.

TARGETED	Jul-19	Aug-19	Sep-19	Oct-19	Nov-19	Dec-19	Jan-20	Feb-20	Mar-20	Apr-20	May-20	Jun-20	YTD Av.
Barwon	14.77%	14.72%	16.98%	17.56%	14.56%	22.86%							16.34%
MAP	7.06%	7.78%	6.35%	9.46%	5.63%	24.56%							9.55%
MRC	8.70%	21.17%	11.26%	17.22%	15.30%	19.16%							15.37%
PPP	9.97%	13.70%	16.41%	8.77%	13.23%	10.08%							11.89%
DPFC	18.18%	4.44%	4.46%	12.00%	10.00%	15.67%							10.50%
Fulham	9.82%	10.29%	6.37%	13.71%	10.36%	12.12%							10.41%
Hopkins	13.64%	14.29%	0.00%	18.75%	29.03%	21.43%							18.80%
Karreenga	11.36%	9.76%	13.04%	14.71%	12.50%	3.70%							10.88%
Margoneet	2.86%	4.62%	13.43%	22.02%	14.02%	24.00%							14.10%
Loddon	10.98%	6.85%	16.67%	4.62%	11.86%	11.11%							10.40%
Middleton	5.56%	13.95%	5.56%	6.12%	8.00%	5.88%							7.42%
Ravenhall	5.60%	7.28%	6.25%	6.98%	9.25%	11.11%							7.77%
Beechworth	0.00%	0.00%	2.63%	0.00%	0.00%	0.00%							0.44%
Dhurringile	5.38%	2.22%	2.56%	2.59%	1.56%	0.83%							2.67%
Langi Kal Kal	0.00%	0.00%	0.00%	0.00%	0.00%	0.00%							0.00%
Tarrengower	0.00%	0.00%	0.00%	0.00%	100.00%	0.00%							6.25%
JLTC	0.00%	0.00%	0.00%	0.00%	0.00%	0.00%							0.00%
Targeted % Positive	8.34%	9.94%	9.10%	10.44%	11.23%	12.55%							10.26%
RANDOM - Benchmark	Jul-19	Aug-19	Sep-19	Oct-19	Nov-19	Dec-19	Jan-20	Feb-20	Mar-20	Apr-20	May-20	Jun-20	YTD
Barwon - 8.00%	13.56%	8.70%	8.33%	14.58%	4.17%	14.75%							10.87%
MAP - 8.00%	3.33%	5.26%	6.25%	9.52%	0.00%	6.06%							5.03%
MRC - 7.00%	14.29%	15.74%	7.94%	8.08%	11.76%	7.03%							10.78%
PPP	6.25%	9.43%	6.56%	1.96%	9.62%	8.06%							7.00%
DPFC - 7.25%	0.00%	0.00%	1.41%	3.39%	0.00%	0.00%							0.76%
Fulham	0.00%	0.00%	2.70%	0.00%	8.33%	4.00%							2.48%
Hopkins - 3.50%	1.87%	1.18%	3.64%	5.49%	2.20%	0.90%							2.52%
Karreenga - 3.50%	4.55%	8.57%	0.00%	0.00%	0.00%	2.50%							2.56%
Margoneet - 6.50%	3.85%	7.81%	7.59%	11.48%	4.76%	5.26%							6.65%
Loddon - 5.00%	8.33%	6.25%	10.00%	6.12%	6.38%	6.78%							7.43%
Middleton - 4.00%	0.00%	3.13%	2.63%	0.00%	0.00%	0.00%							0.99%
Ravenhall	5.14%	2.74%	3.37%	2.72%	6.43%	3.35%							3.94%
Beechworth - 1.80%	0.00%	0.00%	0.00%	0.00%	0.00%	3.33%							0.63%
Dhurringile - 3.50%	2.94%	0.00%	0.00%	3.57%	3.57%	5.56%							2.65%
Langi Kal Kal - 1.50%	0.00%	0.00%	0.00%	0.00%	0.00%	0.00%							0.00%
Tarrengower - 1.50%	0.00%	0.00%	0.00%	0.00%	0.00%	0.00%							0.00%
JLTC - 3.50%	0.00%	0.00%	0.00%	25.00%	0.00%	0.00%							3.85%
Random % Positive	5.03%	5.07%	4.39%	4.78%	4.90%	4.42%							
Random YTD % Positive	5.03%	5.05%	4.82%	4.81%	4.83%	4.75%							4.75%
Random Objective 5.00%	5.00%	5.00%	5.00%	5.00%	5.00%	5.00%	5.00%	5.00%	5.00%	5.00%	5.00%	5.00%	

Graph of Targeted and Random General Drug Test Positives & Equivalents 2019-2020



Targeted and Random General Drug Test Positives & Equivalents: 2019-2020

Corrections Victoria	Jul-19	Aug-19	Sep-19	Oct-19	Nov-19	Dec-19	Jan-20	Feb-20	Mar-20	Apr-20	May-20	Jun-20	YTD Average	YTD Totals
Targeted - Tests Collected	1,857	1,780	1,714	1,915	1,798	1,743							1,801	10,807
Tested Positive	127	148	123	159	163	154							146	874
Refusal	13	12	20	15	20	25							18	105
Unable - Guilty	12	16	10	22	19	39							20	118
Interfered	1	0	0	0	0	3							1	4
Adulterated	2	1	3	4	0	1							2	11
Awaiting / Pending Results	1	0	0	0	0	26							5	27
Targeted - Effective Sample	1,858	1,780	1,714	1,915	1,798	1,769							1,806	10,834
Targeted % Positives and Equivalents	8.34%	9.94%	9.10%	10.44%	11.23%	12.55%							10.26%	10.26%
Random General - Tests Collected	1,056	857	1,054	852	852	1,054							954	5,725
Tested Positive	37	33	31	34	36	37							35	208
Refusal	7	4	5	2	3	2							4	23
Unable - Guilty	9	5	9	3	3	8							6	37
Interfered	0	0	0	0	0	0							0	0
No test - No Valid Reason	1	1	2	0	0	0							1	4
Adulterated	0	1	0	2	0	0							1	3
Awaiting / Pending Results	0	0	0	0	0	0							0	0
Random General - Effective Sample	1,073	867	1,070	857	858	1,064							965	5,789
SDO8 Positives & Equivalents	54	44	47	41	42	47	0	0	0	0	0	0	23	275
% Failures for SDO8 - Monthly	5.03%	5.07%	4.39%	4.78%	4.90%	4.42%							2.38%	
% Failures for SDO8 - YTD	5.03%	5.05%	4.82%	4.81%	4.83%	4.75%								4.75%
<i>Random Objective 5.00%</i>	5.00%	5.00%	5.00%	5.00%	5.00%	5.00%	5.00%	5.00%	5.00%	5.00%	5.00%	5.00%		

Location Muster against Drug Tests Collected and % Positive

This data compares the number of Targeted and Random General tests collected and the percentage of the prison population tested for the month in comparison to the previous month.

It further provides the percentage of positives for both the Targeted and Random General urinalysis testing regimes.

December 2019 - Location Muster Against Tests Collected Targeted & Random General										November 2019 - Location Muster Against Tests Collected Targeted & Random General				
Location	Average Monthly Muster	Targeted				Random General				Average Monthly Muster	Targeted		Random General	
		Targeted Tests Collected	% of Population	% Positive	No. of Tests YTD	Random General Tests Collected	% of Population	% Positive	No. of Tests YTD		Targeted Tests Collected	% Positive	Random General Tests Collected	% Positive
Barwon	403	70	17.37%	22.86%	722	58	14.39%	14.75%	312	394	103	14.56%	48	4.17%
MAP	249	57	22.89%	24.56%	440	31	12.45%	6.06%	153	243	71	5.63%	24	0.00%
MRC	871	167	19.17%	19.16%	950	127	14.58%	7.03%	678	883	183	15.30%	98	11.76%
PPP	976	258	26.43%	10.08%	1,775	62	6.35%	8.06%	341	975	310	13.23%	51	9.62%
DPFC	458	134	29.26%	15.67%	676	68	14.85%	0.00%	392	469	160	10.00%	58	0.00%
Fulham	834	198	23.74%	12.12%	1,220	74	8.87%	4.00%	401	849	193	10.36%	60	8.33%
Hopkins	752	28	3.72%	21.43%	117	111	14.76%	0.90%	593	762	31	29.03%	91	2.20%
Karreenga	268	27	10.07%	3.70%	193	40	14.93%	2.50%	231	280	24	12.50%	36	0.00%
Marngoneet	529	100	18.90%	24.00%	553	76	14.37%	5.26%	411	524	107	14.02%	63	4.76%
Loddon	392	72	18.37%	11.11%	423	58	14.80%	6.78%	322	397	59	11.86%	47	6.38%
Middleton	232	51	21.98%	5.88%	283	36	15.52%	0.00%	202	233	50	8.00%	30	0.00%
Ravenhall	1,212	414	34.16%	11.11%	2,470	179	14.77%	3.35%	958	1,210	411	9.25%	139	6.43%
Beechworth	196	42	21.43%	0.00%	228	29	14.80%	3.33%	158	188	20	0.00%	24	0.00%
Dhurringile	227	120	52.86%	0.83%	637	35	15.42%	5.56%	188	223	64	1.56%	28	3.57%
Langi Kal Kal	347	28	8.07%	0.00%	123	55	15.85%	0.00%	307	352	9	0.00%	44	0.00%
Tarngower	58	1	1.72%	0.00%	16	10	17.24%	0.00%	52	62	1	100.00%	7	0.00%
JLTC	21	2	9.52%	0.00%	8	5	23.81%	0.00%	26	21	2	0.00%	4	0.00%
	8,025	1,769				1,054				8,065	1,798		852	

Drugs Identified Through Drug Testing

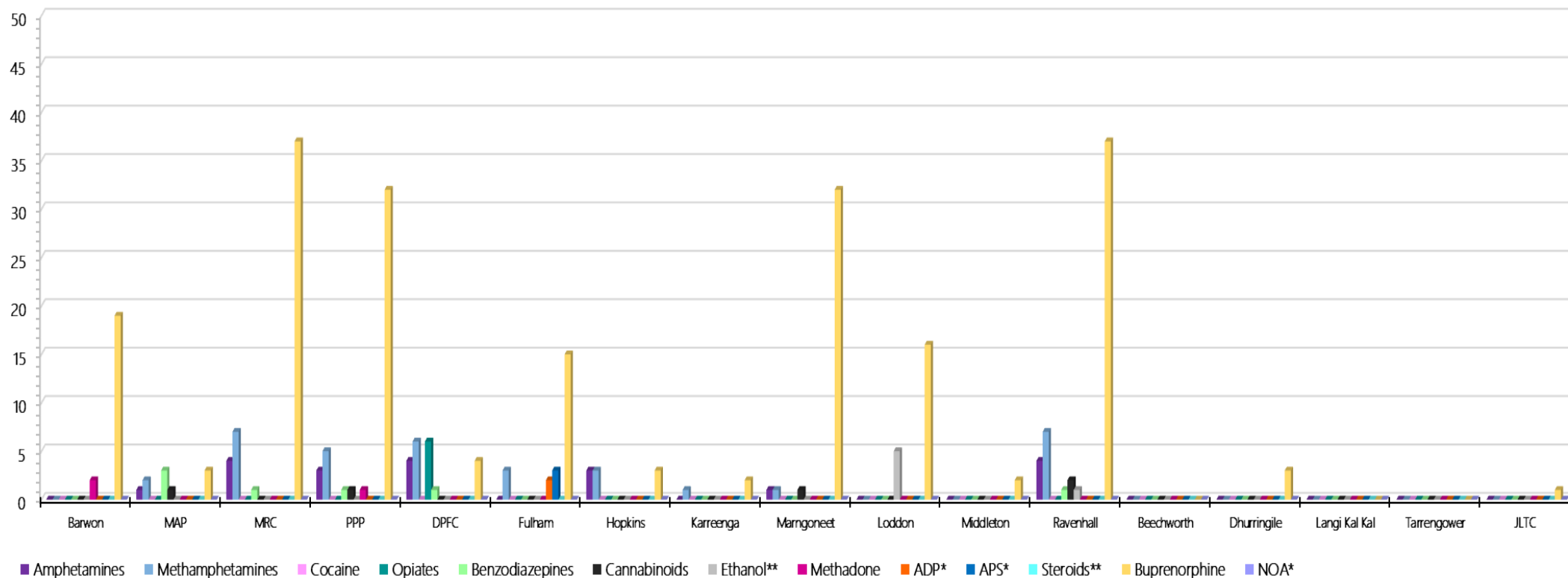
Positive Drug Test Results by Drug Type per Prison Location: December 2019

Dec-19	Amphetamines	Methamphetamines	Cocaine	Opiates	Benzodiazepines	Cannabinoids	Ethanol**	Methadone	ADP*	APS*	Steroids**	Buprenorphine	NOA*	Total
Barwon	0	0	0	0	0	0	0	2	0	0	0	19	0	21
MAP	1	2	0	0	3	1	0	0	0	0	0	3	0	10
MRC	4	7	0	0	1	0	0	0	0	0	0	37	0	49
PPP	3	5	0	0	1	1	0	1	0	0	0	32	0	43
DPFC	4	6	0	6	1	0	0	0	0	0	0	4	0	21
Fulham	0	3	0	0	0	0	0	0	2	3	0	15	0	23
Hopkins	3	3	0	0	0	0	0	0	0	0	0	3	0	9
Karreenga	0	1	0	0	0	0	0	0	0	0	0	2	0	3
Margoneet	1	1	0	0	0	1	0	0	0	0	0	32	0	35
Loddon	0	0	0	0	0	0	5	0	0	0	0	16	0	21
Middleton	0	0	0	0	0	0	0	0	0	0	0	2	0	2
Ravenhall	4	7	0	0	1	2	1	0	0	0	0	37	0	52
Beechworth	0	0	0	0	0	0	0	0	0	0	0	0	0	0
Dhurringile	0	0	0	0	0	0	0	0	0	0	0	3	0	3
Langi Kal Kal	0	0	0	0	0	0	0	0	0	0	0	0	0	0
Tarrengower	0	0	0	0	0	0	0	0	0	0	0	0	0	0
JLTC	0	0	0	0	0	0	0	0	0	0	0	1	0	1
Total	20	35	0	6	7	5	6	3	2	3	0	206	0	293
%	6.83	11.95	0.00	2.05	2.39	1.71	2.05	1.02	0.68	1.02	0.00	70.31	0.00	100.00
<i>PM Total</i>	<i>11</i>	<i>20</i>	<i>0</i>	<i>5</i>	<i>6</i>	<i>2</i>	<i>6</i>	<i>3</i>	<i>7</i>	<i>0</i>	<i>0</i>	<i>207</i>	<i>0</i>	<i>267</i>
<i>PM %</i>	<i>4.12</i>	<i>7.49</i>	<i>0.00</i>	<i>1.87</i>	<i>2.25</i>	<i>0.75</i>	<i>2.25</i>	<i>1.12</i>	<i>2.62</i>	<i>0.00</i>	<i>0.00</i>	<i>77.53</i>	<i>0.00</i>	<i>100.00</i>

ADP, APS* & NOA* medication only included on standard testing panel for particular private prisons – remaining prisons can request inclusion
Ethanol** & Steroids** – tested upon request*

Graph of Positive Drug Test Results: Drug Type by Prison: December 2019

Positive Urinalysis Results By Drug Type Per Prison Location: December 19



ADP, APS* & NOA* medication only included on standard testing panel for particular private prisons – remaining prisons can request inclusion
Ethanol** & Steroids** – tested upon request*

Drugs Identified Through Drug Testing

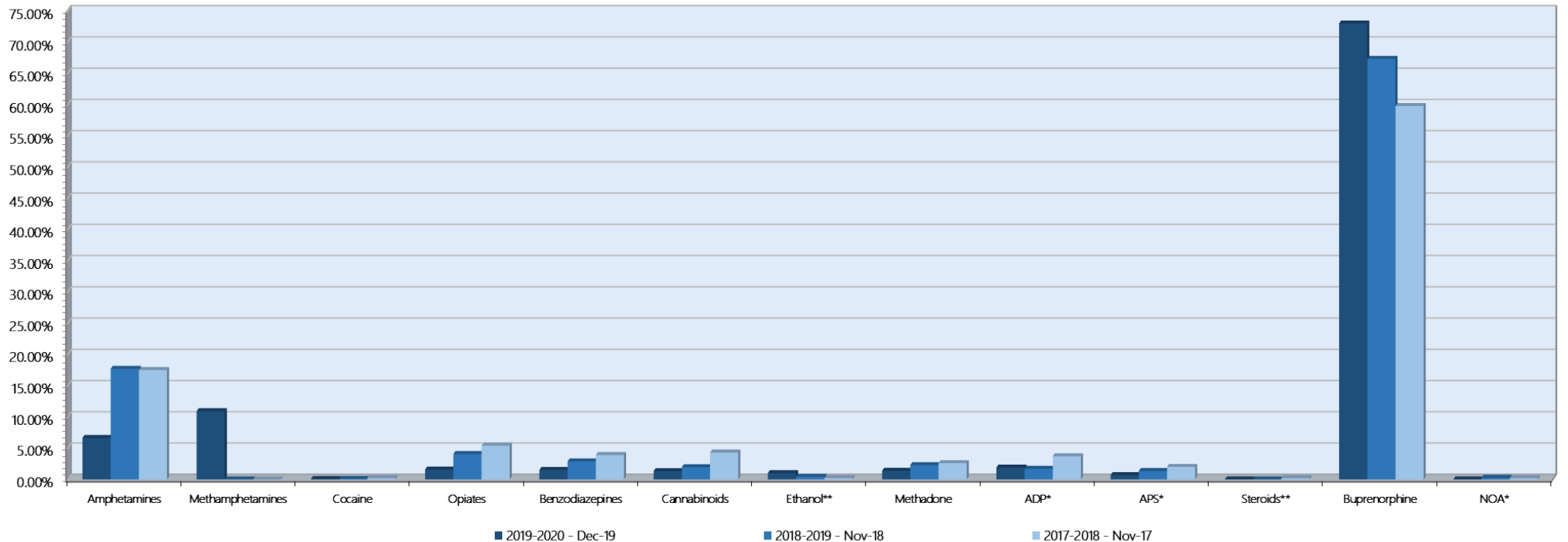
Year to Date Comparison - Current Financial Year and Previous Financial Years

Positive by Drug Type	Amphetamines	Methamphetamines	Cocaine	Opiates	Benzodiazepines	Cannabinoids	Ethanol**	Methadone	ADP*	APS*	Steroids**	Buprenorphine	NOA*	Total
2019-2020 - Dec-19	105	173	1	25	24	21	16	22	30	11	0	1156	0	1584
2018-2019 - Dec-18	209	0	1	48	34	23	5	27	20	16	0	795	3	1181
2017-2018 - Dec-17	175	0	2	54	39	43	2	26	37	20	2	597	2	999

% Positive by Drug Type	Amphetamines	Methamphetamines	Cocaine	Opiates	Benzodiazepines	Cannabinoids	Ethanol**	Methadone	ADP*	APS*	Steroids**	Buprenorphine	NOA*	Total
2019-2020 - Dec-19	6.63%	10.92%	0.06%	1.58%	1.52%	1.33%	1.01%	1.39%	1.89%	0.69%	0.00%	72.98%	0.00%	100.00%
2018-2019 - Dec-18	17.70%	0.00%	0.08%	4.06%	2.88%	1.95%	0.42%	2.29%	1.69%	1.35%	0.00%	67.32%	0.25%	100.00%
2017-2018 - Dec-17	17.52%	0.00%	0.20%	5.41%	3.90%	4.30%	0.20%	2.60%	3.70%	2.00%	0.20%	59.76%	0.20%	100.00%

ADP, APS* & NOA* medication only included on standard testing panel for particular private prisons – remaining prisons can request inclusion*
*Ethanol** & Steroids** – tested upon request*

Drugs Identified Through Drug Testing
 Year to Date Comparison - Current Financial Year And Previous Financial Years



Drugs Identified Through Testing

Breakdown of Amphetamine & Opiate Drug Groups by Metabolite – 2019-2020

	Jul-19		Aug-19		Sep-19		Oct-19		Nov-19		Dec-19		Jan-20		Feb-20		Mar-20		Apr-20		May-20		Jun-20		2019-2020	
	Amphet	Meth	Amphet	Meth	Amphet	Meth	Amphet	Meth	Amphet	Meth	Amphet	Meth	Amphet	Meth	Amphet	Meth	Amphet	Meth	Amphet	Meth	Amphet	Meth	Amphet	Meth	Amphet	Meth
Barwon	0	0	0	0	0	4	0	1	0	0	0	0													0	5
MAP	0	1	0	2	0	0	0	0	0	1	0	2													0	6
MRC	0	6	0	5	0	2	1	6	0	3	0	7													1	29
PPP	0	2	0	5	0	11	0	1	0	2	0	5													0	26
DPFC	0	4	0	2	0	0	0	13	0	4	0	6													0	29
Fulham	0	0	0	3	0	0	0	0	0	0	0	3													0	6
Hopkins	0	0	0	0	0	0	0	0	0	1	0	3													0	4
Karreenga	0	0	0	0	0	0	0	0	0	0	0	1													0	1
Marrngoneet	0	1	0	0	0	5	0	6	0	1	0	1													0	14
Loddon	0	3	0	0	1	0	0	0	0	0	0	0													1	3
Middleton	0	2	0	2	0	0	0	0	0	0	0	0													0	4
Ravenhall	0	5	0	9	0	3	0	8	0	8	0	7													0	40
Beechworth	0	0	0	1	0	1	0	0	0	0	0	0													0	2
Dhurringile	0	3	0	0	0	0	0	0	0	0	0	0													0	3
Langi Kal Kal	0	0	0	0	0	0	0	0	0	0	0	0													0	0
Tarngower	0	0	0	0	0	0	0	0	0	0	0	0													0	0
JLTC	0	0	0	0	0	0	0	1	0	0	0	0													0	1
Total	0	27	0	29	1	26	1	36	0	20	0	35													2	173

	Jul-19		Aug-19		Sep-19		Oct-19		Nov-19		Dec-19		Jan-20		Feb-20		Mar-20		Apr-20		May-20		Jun-20		2019-2020	
	Heroin	Morph	Heroin	Morph	Heroin	Morph	Heroin	Morph	Heroin	Morph	Heroin	Morph	Heroin	Morph	Heroin	Morph	Heroin	Morph	Heroin	Morph	Heroin	Morph	Heroin	Morph	Heroin	Morph
Barwon	0	0	0	0	0	0	0	0	0	0	0	0													0	0
MAP	0	0	0	2	0	0	0	0	0	0	0	0													0	2
MRC	0	2	0	1	0	0	0	1	0	2	0	0													0	6
PPP	0	0	0	0	0	0	0	0	0	0	0	0													0	0
DPFC	0	0	0	0	0	1	0	0	0	0	4	2													4	3
Fulham	2	0	0	0	1	2	0	0	0	2	0	0													3	4
Hopkins	0	0	0	0	0	0	0	0	0	0	0	0													0	0
Karreenga	0	0	0	0	0	0	0	0	0	0	0	0													0	0
Marrngoneet	0	0	0	0	0	0	0	0	0	0	0	0													0	0
Loddon	0	0	0	0	0	0	0	0	0	0	0	0													0	0
Middleton	0	0	0	0	0	0	0	0	0	0	0	0													0	0
Ravenhall	0	0	0	0	0	0	0	0	0	0	0	0													0	0
Beechworth	0	0	0	0	0	0	0	0	0	0	0	0													0	0
Dhurringile	0	1	0	0	0	0	0	0	0	0	0	0													0	1
Langi Kal Kal	0	0	0	0	0	0	0	0	0	0	0	0													0	0
Tarngower	0	0	0	0	0	0	0	0	0	0	0	0													0	0
JLTC	0	0	0	0	0	0	0	0	0	0	0	0													0	0
Total	2	3	0	3	1	3	0	1	0	4	4	2													7	16

December data retrieved 15 January 2020. Results prepared in conjunction with Dorevitch pathology and in accordance with Australian testing methodology.

*Drugs Identified Through Testing
Positive by Location: YTD 2019-2020*

<i>YTD - Dec-19</i>	<i>Amphetamines</i>	<i>Methamphetamines</i>	<i>Cocaine</i>	<i>Opiates</i>	<i>Benzodiazepines</i>	<i>Cannabinoids</i>	<i>Ethanol**</i>	<i>Metadone</i>	<i>ADP*</i>	<i>APS*</i>	<i>Steroids**</i>	<i>Buprenorphine</i>	<i>NOA*</i>	<i>Total</i>
Barwon	4	5	0	0	1	1	0	4	4	2	0	133	0	154
MAP	4	6	0	2	5	1	0	0	0	0	0	14	0	32
MRC	12	29	0	6	2	2	0	1	0	0	0	195	0	247
PPP	16	26	0	1	2	1	0	12	0	0	0	212	0	270
DPFC	21	29	0	7	1	1	0	0	1	1	0	17	0	78
Fulham	2	6	0	7	4	1	0	2	22	8	0	93	0	145
Hopkins	3	4	0	0	1	0	0	0	0	0	0	29	0	37
Karreenga	0	1	0	0	0	0	0	0	0	0	0	29	0	30
Marngoneet	10	14	0	0	2	3	10	2	1	0	0	125	0	167
Loddon	3	3	0	1	0	0	5	0	0	0	0	95	0	107
Middleton	3	4	0	0	0	1	0	0	0	0	0	27	0	35
Ravenhall	23	40	0	0	5	10	1	1	1	0	0	167	0	248
Beechworth	1	2	0	0	0	0	0	0	0	0	0	1	0	4
Dhurringile	2	3	0	1	1	0	0	0	0	0	0	16	0	23
Langi Kal Kal	0	0	0	0	0	0	0	0	0	0	0	1	0	1
Tarrengower	0	0	0	0	0	0	0	0	1	0	0	0	0	1
JLTC	1	1	1	0	0	0	0	0	0	0	0	2	0	5
Total	105	173	1	25	24	21	16	22	30	11	0	1156	0	1584
%	6.63	10.92	0.06	1.58	1.52	1.33	1.01	1.39	1.89	0.69	0.00	72.98	0.00	100.00
<i>PY Total</i>	<i>38</i>	<i>0</i>	<i>0</i>	<i>8</i>	<i>7</i>	<i>4</i>	<i>0</i>	<i>1</i>	<i>6</i>	<i>2</i>	<i>0</i>	<i>126</i>	<i>0</i>	<i>192</i>
<i>PY %</i>	<i>19.79</i>	<i>0.00</i>	<i>0.00</i>	<i>4.17</i>	<i>3.65</i>	<i>2.08</i>	<i>0.00</i>	<i>0.52</i>	<i>3.13</i>	<i>1.04</i>	<i>0.00</i>	<i>65.63</i>	<i>0.00</i>	<i>100.00</i>

Drugs Identified Through Testing: Percentage Positive by Location: YTD 2019-2020

Drug Type Percentage Positive by Location - 2019-2020														
Dec-19	Amphetamines	Methamphetamines	Cocaine	Opiates	Benzodiazepines	Cannabinoids	Ethanol**	Methadone	ADP*	APS*	Steroids**	Buprenorphine	NOA*	% of Total
Barwon	3.81%	2.89%	0.00%	0.00%	4.17%	4.76%	0.00%	18.18%	13.33%	18.18%	0.00%	11.51%	0.00%	9.72%
MAP	3.81%	3.47%	0.00%	8.00%	20.83%	4.76%	0.00%	0.00%	0.00%	0.00%	0.00%	1.21%	0.00%	2.02%
MRC	11.43%	16.76%	0.00%	24.00%	8.33%	9.52%	0.00%	4.55%	0.00%	0.00%	0.00%	16.87%	0.00%	15.59%
PPP	15.24%	15.03%	0.00%	4.00%	8.33%	4.76%	0.00%	54.55%	0.00%	0.00%	0.00%	18.34%	0.00%	17.05%
DPFC	20.00%	16.76%	0.00%	28.00%	4.17%	4.76%	0.00%	0.00%	3.33%	9.09%	0.00%	1.47%	0.00%	4.92%
Fulham	1.90%	3.47%	0.00%	28.00%	16.67%	4.76%	0.00%	9.09%	73.33%	72.73%	0.00%	8.04%	0.00%	9.15%
Hopkins	2.86%	2.31%	0.00%	0.00%	4.17%	0.00%	0.00%	0.00%	0.00%	0.00%	0.00%	2.51%	0.00%	2.34%
Karreenga	0.00%	0.58%	0.00%	0.00%	0.00%	0.00%	0.00%	0.00%	0.00%	0.00%	0.00%	2.51%	0.00%	1.89%
Marngoneet	9.52%	8.09%	0.00%	0.00%	8.33%	14.29%	62.50%	9.09%	3.33%	0.00%	0.00%	10.81%	0.00%	10.54%
Loddon	2.86%	1.73%	0.00%	4.00%	0.00%	0.00%	31.25%	0.00%	0.00%	0.00%	0.00%	8.22%	0.00%	6.76%
Middleton	2.86%	2.31%	0.00%	0.00%	0.00%	4.76%	0.00%	0.00%	0.00%	0.00%	0.00%	2.34%	0.00%	2.21%
Ravenhall	21.90%	23.12%	0.00%	0.00%	20.83%	47.62%	6.25%	4.55%	3.33%	0.00%	0.00%	14.45%	0.00%	15.66%
Beechworth	0.95%	1.16%	0.00%	0.00%	0.00%	0.00%	0.00%	0.00%	0.00%	0.00%	0.00%	0.09%	0.00%	0.25%
Dhurringile	1.90%	1.73%	0.00%	4.00%	4.17%	0.00%	0.00%	0.00%	0.00%	0.00%	0.00%	1.38%	0.00%	1.45%
Langi Kal Kal	0.00%	0.00%	0.00%	0.00%	0.00%	0.00%	0.00%	0.00%	0.00%	0.00%	0.00%	0.09%	0.00%	0.06%
Tarngower	0.00%	0.00%	0.00%	0.00%	0.00%	0.00%	0.00%	0.00%	3.33%	0.00%	0.00%	0.00%	0.00%	0.06%
JLTC	0.95%	0.58%	100.00%	0.00%	0.00%	0.00%	0.00%	0.00%	0.00%	0.00%	0.00%	0.17%	0.00%	0.32%
All Prisons YTD	105	173	1	25	24	21	16	22	30	11	0	1156	0	1584
% Positive	6.63%	10.92%	0.06%	1.58%	1.52%	1.33%	1.01%	1.39%	1.89%	0.69%	0.00%	72.98%	0.00%	100.00%

Seizures of Contraband by Item Type

Visitors – December 2019

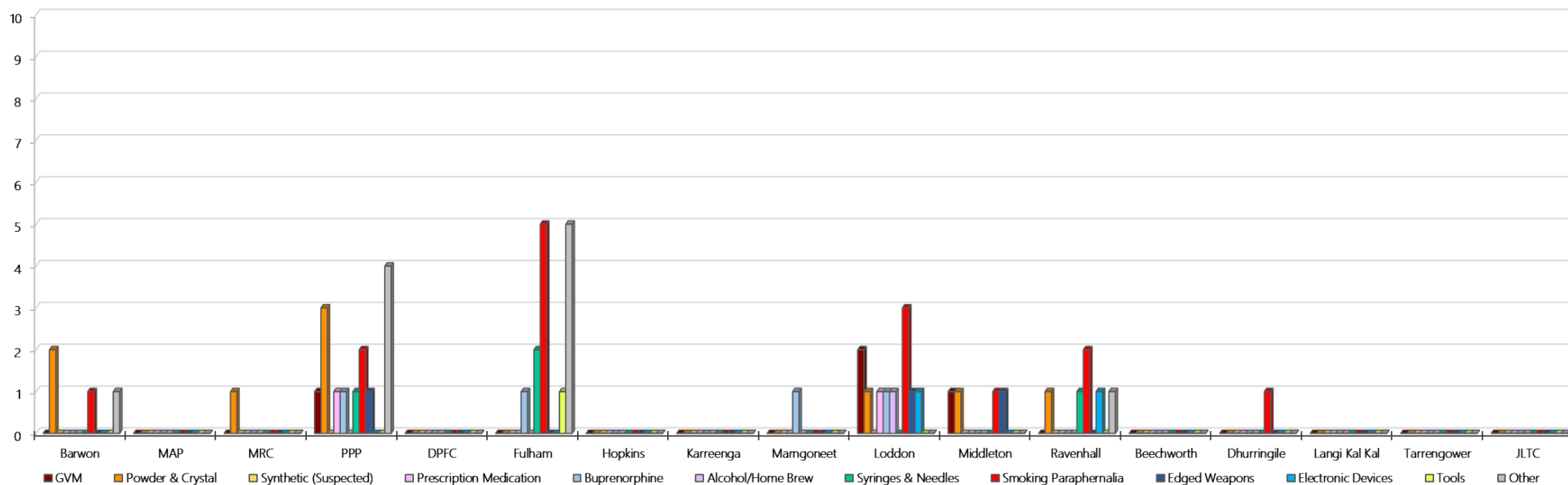
Visitors	GVM		Powder & Crystal		Synthetic (Suspected)		Prescription Medication		Buprenorphine		Alcohol & Home Brew		Syringes & Needles		Smoking Paraphernalia		Edged Weapons		Electronic Devices		Tools		Other		
	December 19	Finds	Gms	Finds	Gms	Finds	Gms	Finds	Qty	Finds	Qty	Finds	Ltrs	Finds	Qty	Finds	Qty	Finds	Qty	Finds	Qty	Finds	Qty	Finds	Qty
Barwon	0	0	0	0	0	0	0	0	0	0	0	0	0	0	0	0	0	0	0	0	0	0	0	0	0
MAP	0	0	0	0	0	0	0	0	0	0	0	0	0	0	0	0	0	0	0	0	0	0	0	0	0
MRC	3	3.53	1	5	0	0	1	5	0	0	0	0	0	0	1	3	0	0	0	0	0	0	2	2	
PPP	0	0	0	0	0	0	0	0	0	0	0	0	0	0	0	0	0	0	0	0	0	0	0	0	0
DPFC	0	0	0	0	0	0	0	0	0	0	0	0	0	0	0	0	0	0	0	0	0	0	0	0	0
Fulham	0	0	0	0	0	0	0	0	0	0	0	0	0	0	2	4	0	0	0	0	0	0	0	0	0
Hopkins	0	0	1	0.69	0	0	0	0	0	0	0	0	0	0	1	1	0	0	0	0	0	0	0	0	0
Karreenga	0	0	0	0	0	0	0	0	0	0	0	0	0	0	0	0	0	0	0	0	0	0	0	0	0
Margoneet	0	0	0	0	0	0	0	0	0	0	0	0	0	0	1	2	1	1	0	0	0	0	1	2	
Loddon	1	1	0	0	0	0	0	0	0	0	0	0	0	0	0	0	0	0	0	0	0	0	0	0	0
Middleton	0	0	0	0	0	0	0	0	0	0	0	0	0	0	0	0	1	1	0	0	0	0	0	0	0
Ravenhall	2	7.46	5	4.54	0	0	1	3	1	8	0	0	2	3	2	2	0	0	0	0	1	1	1	15	
Beechworth	0	0	0	0	0	0	0	0	0	0	0	0	0	0	0	0	0	0	0	0	0	0	0	0	0
Dhurringile	0	0	0	0	0	0	0	0	0	0	0	0	0	0	0	0	0	0	0	0	0	0	0	0	0
Langi Kal Kal	0	0	0	0	0	0	0	0	0	0	0	0	0	0	0	0	0	0	0	0	0	0	0	0	0
Tarrengower	0	0	0	0	0	0	0	0	0	0	0	0	0	0	0	0	0	0	0	0	0	0	0	0	0
JLTC	0	0	0	0	0	0	0	0	0	0	0	0	0	0	0	0	0	0	0	0	0	0	0	0	0
<i>Current Month</i>	6	11.99	7	10.23	0	0.00	2	8.00	1	8.00	0	0.000	2	3	7	12	2	2	0	0	1	1	4	19	
<i>Previous Month</i>	4	15.70	13	13.62	0	0.00	0	0.00	2	89.50	2	3.375	3	8	13	47	3	5	0	0	2	4	5	7	

Seizures of Contraband: Visitors - YTD 2019-2020

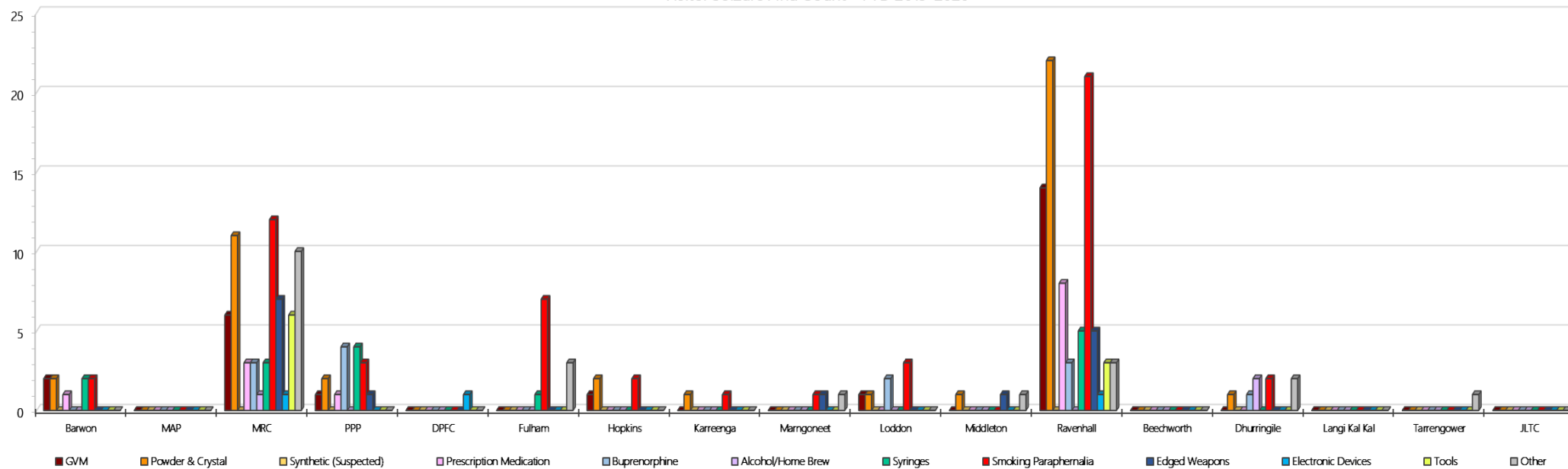
Visitors	GVM		Powder & Crystal		Synthetic (Suspected)		Prescription Medication		Buprenorphine		Alcohol & Home Brew		Syringes & Needles		Smoking Paraphernalia		Edged Weapons		Electronic Devices		Tools		Other		
	2019-2020	Finds	Gms	Finds	Gms	Finds	Gms	Finds	Qty	Finds	Qty	Finds	Ltrs	Finds	Qty	Finds	Qty	Finds	Qty	Finds	Qty	Finds	Qty	Finds	Qty
Barwon	2	17.40	2	3.10	0	0.00	1	3.00	0	0.00	0	0.000	2	4	2	3	0	0	0	0	0	0	0	0	0
MAP	0	0.00	0	0.00	0	0.00	0	0.00	0	0.00	0	0.000	0	0	0	0	0	0	0	0	0	0	0	0	0
MRC	6	8.79	11	20.92	0	0.00	3	17.00	3	4.10	1	0.660	3	15	12	21	7	20	1	1	6	11	10	20	
PPP	1	22.00	2	20.43	0	0.00	1	2.00	4	252.00	0	0.000	4	12	3	7	1	1	0	0	0	0	0	0	
DPFC	0	0.00	0	0.00	0	0.00	0	0.00	0	0.00	0	0.000	0	0	0	0	0	0	1	1	0	0	0	0	
Fulham	0	0.00	0	0.00	0	0.00	0	0.00	0	0.00	0	0.000	1	1	7	14	0	0	0	0	0	0	3	11	
Hopkins	1	1.12	2	1.89	0	0.00	0	0.00	0	0.00	0	0.000	0	0	2	2	0	0	0	0	0	0	0	0	
Karreenga	0	0.00	1	1.20	0	0.00	0	0.00	0	0.00	0	0.000	0	0	1	1	0	0	0	0	0	0	0	0	
Marrngoneet	0	0.00	0	0.00	0	0.00	0	0.00	0	0.00	0	0.000	0	0	3	6	1	1	0	0	0	0	2	4	
Loddon	1	1.00	1	1.30	0	0.00	0	0.00	2	89.50	0	0.000	0	0	3	36	0	0	0	0	0	0	0	0	
Middleton	0	0.00	1	5.00	0	0.00	0	0.00	0	0.00	0	0.000	0	0	0	0	1	1	0	0	0	0	1	1	
Ravenhall	14	96.25	22	43.00	0	0.00	8	48.00	3	20.00	0	0.000	5	9	21	42	5	5	1	1	3	17	3	31	
Beechworth	0	0.00	0	0.00	0	0.00	0	0.00	0	0.00	0	0.000	0	0	0	0	0	0	0	0	0	0	0	0	
Dhurringile	0	0.00	1	3.00	0	0.00	0	0.00	1	2.50	2	3.375	0	0	2	2	0	0	0	0	0	0	2	4	
Langi Kal Kal	0	0.00	0	0.00	0	0.00	0	0.00	0	0.00	0	0.000	0	0	0	0	0	0	0	0	0	0	0	0	
Tarrengower	0	0.00	0	0.00	0	0.00	0	0.00	0	0.00	0	0.000	0	0	0	0	0	0	0	0	0	0	1	1	
JLTC	0	0.00	0	0.00	0	0.00	0	0.00	0	0.00	0	0.000	0	0	0	0	0	0	0	0	0	0	0	0	
YTD: December-19	25	146.56	43	99.84	0	0.00	13	70.00	13	368.10	3	4.035	15	41	56	134	15	28	3	3	9	28	22	72	
YTD: December-18	17	29.37	20	75.98	0	0.00	11	56.50	12	276.10	2	13.500	16	86	39	54	7	8	7	10	5	8	32	225	

Graphs of Seizures of Contraband: Visitors – December 2019 & YTD 2019-2020

Visitor Seizure Find Count – December 2019



Visitor Seizure Find Count - YTD 2019-2020



Seizures of Contraband: Prisoners – December 2019

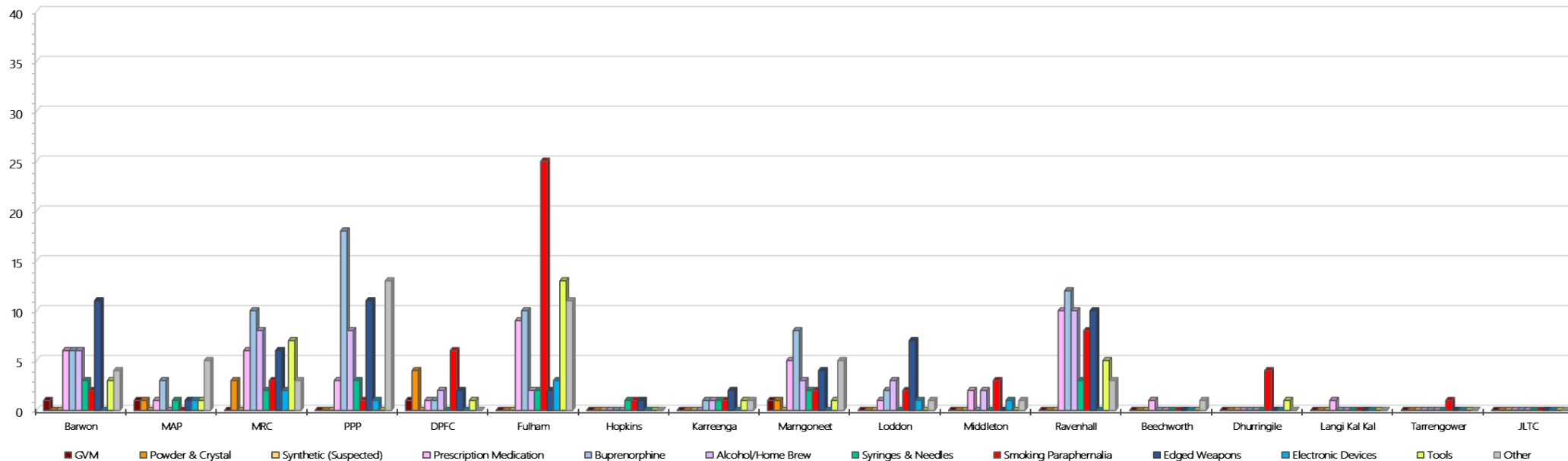
Prisoners	GVM		Powder & Crystal		Synthetic (Suspected)		Prescription Medication		Buprenorphine		Alcohol & Home Brew		Syringes & Needles		Smoking Paraphernalia		Edged Weapons		Electronic Devices		Tools		Other	
	Finds	Gms	Finds	Gms	Finds	Gms	Finds	Qty	Finds	Qty	Finds	Ltrs	Finds	Qty	Finds	Qty	Finds	Qty	Finds	Qty	Finds	Qty	Finds	Qty
December 19																								
Barwon	1	0.10	0	0.00	0	0.00	6	14.10	6	4.50	6	17.750	3	3	2	2	11	18	0	0	3	15	4	9
MAP	1	8.30	1	0.10	0	0.00	1	0.50	3	12.20	0	0.000	1	1	0	0	1	1	1	1	1	1	5	35
MRC	0	0.00	3	1.70	0	0.00	6	6.00	10	27.75	8	19.000	2	2	3	6	6	6	2	5	7	26	3	5
PPP	0	0.00	0	0.00	0	0.00	3	6.00	18	203.00	8	13.500	3	14	1	1	11	11	1	2	0	0	13	23
DPFC	1	5.1	4	16.7	0	0	1	2	1	1	2	2	0	0	6	30	2	4	0	0	1	1	0	0
Fulham	0	0	0	0	0	0	9	13.5	10	0	2	2	2	3	25	58	2	2	3	3	13	31	11	15
Hopkins	0	0.00	0	0.00	0	0.00	0	0.00	0	0.00	0	0.000	1	1	1	1	1	1	0	0	0	0	0	0
Karreenga		0.00	0	0.00	0	0.00	0	0.00	1	0.10	1	2.000	1	1	1	1	2	4	0	0	1	1	1	1
Margoneet	1	1.88	1	0.01	0	0.00	5	20.00	8	29.40	3	10.000	2	5	2	2	4	6	0	0	1	1	5	7
Loddon	0	0.00	0	0.00	0	0.00	1	1.00	2	0.00	3	6.000	0	0	2	3	7	7	1	1	0	0	1	1
Middleton	0	0.00	0	0.00	0	0.00	2	16.00	0	0.00	2	16.000	0	0	3	3	0	0	1	1	0	0	1	3
Ravenhall	0	0.00	0	0.00	0	0.00	10	233.50	12	51.00	10	32.000	3	4	8	29	10	14	0	0	5	11	3	3
Beechworth	0	0.00	0	0.00	0	0.00	1	24.00	0	0.00	0	0.000	0	0	0	0	0	0	0	0	0	0	1	1
Dhurringile	0	0.00	0	0.00	0	0.00	0	0.00	0	0.00	0	0.000	0	0	4	6	0	0	0	0	1	1	0	0
Langi Kal Kal	0	0.00	0.00	0.00	0.00	0.00	1.00	2.00	0.00	0.00	0.00	0.00	0.00	0.00	0.00	0.00	0.00	0.00	0.00	0.00	0.00	0.00	0.00	0.00
Tarrengower	0	0.00	0.00	0.00	0.00	0.00	0.00	0.00	0.00	0.00	0.00	0.00	0.00	0.00	1.00	1.00	0.00	0.00	0.00	0.00	0.00	0.00	0.00	0.00
JLTC	0	0.00	0	0.00	0	0.00	0	0.00	0	0.00	0	0.000	0	0	0	0	0	0	0	0	0	0	0	0
Current Month	4	15.38	9	18.51	0	0.00	46	338.60	71	328.95	45	120.250	18	34	59	143	57	74	9	13	33	88	48	103
<i>Previous Month</i>	<i>2</i>	<i>2.10</i>	<i>11</i>	<i>41.60</i>	<i>0</i>	<i>0.00</i>	<i>58</i>	<i>207.50</i>	<i>54</i>	<i>104.47</i>	<i>32</i>	<i>80.420</i>	<i>16</i>	<i>22</i>	<i>87</i>	<i>382</i>	<i>62</i>	<i>90</i>	<i>7</i>	<i>5</i>	<i>42</i>	<i>96</i>	<i>52</i>	<i>66</i>

Seizures of Contraband: Prisoners – YTD 2019-2020

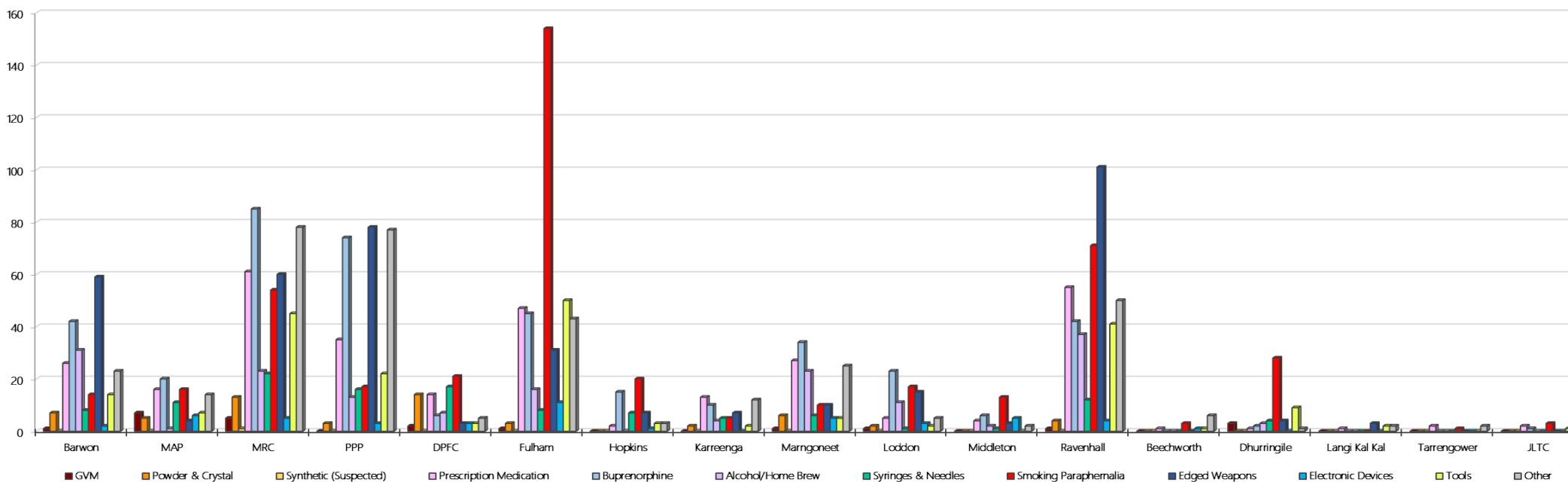
Prisoners	GVM		Powder & Crystal		Synthetic (Suspected)		Prescription Medication		Buprenorphine		Alcohol & Home Brew		Syringes & Needles		Smoking Paraphernalia		Edged Weapons		Electronic Devices		Tools		Other	
	Finds	Gms	Finds	Gms	Finds	Gms	Finds	Qty	Finds	Qty	Finds	Ltrs	Finds	Qty	Finds	Qty	Finds	Qty	Finds	Qty	Finds	Qty	Finds	Qty
Barwon	1	0.10	7	19.10	0	0.00	26	113.25	42	56.80	31	92.500	8	8	14	34	59	106	2	3	14	32	23	55
MAP	7	37.40	5	1.27	0	0.00	16	74.75	20	115.80	1	0.500	11	14	16	26	4	5	6	6	7	7	14	58
MRC	5	3.00	13	36.38	1	0.50	61	270.50	85	104.48	23	92.500	22	27	54	102	60	72	5	8	45	115	78	102
PPP	0	0.00	3	6.00	0	0.00	35	109.00	74	402.25	13	32.500	16	29	17	26	78	98	3	2	22	43	77	122
DPFC	2	6.00	14	32.80	0	0.00	14	24.75	6	11.00	7	17.200	17	96	21	64	3	5	3	3	3	3	5	5
Fulham	1	0.20	3	1.51	0	0.00	47	97.25	45	37.30	16	20.300	8	11	154	373	31	39	11	15	50	121	43	50
Hopkins	0	0.00	0	0.00	0	0.00	2	5.50	15	18.00	0	0.000	7	7	20	44	7	7	1	1	3	7	3	3
Karreenga	0	0.00	2	3.90	0	0.00	13	67.00	10	2.60	4	12.000	5	5	5	8	7	9	0	0	2	2	12	30
Marngoneet	1	1.88	6	24.47	0	0.00	27	179.00	34	218.60	23	150.250	6	10	10	19	10	13	5	5	5	5	25	41
Loddon	1	7.20	2	5.00	0	0.00	5	69.00	23	180.90	11	30.000	1	1	17	26	15	17	3	3	2	7	5	24
Middleton	0	0.00	0	0.00	0	0.00	4	17.50	6	4.00	2	16.000	1	1	13	21	3	3	5	13	0	0	2	4
Ravenhall	1	3.76	4	3.02	0	0.00	55	509.75	42	88.30	37	74.220	12	15	71	404	101	171	4	4	41	139	50	119
Beechworth	0	0.00	0	0.00	0	0.00	1	24.00	0	0.00	0	0.000	0	0	3	5	0	0	1	1	1	1	6	10
Dhurringile	3	20.80	0	0.00	0	0.00	1	1.00	2	0.20	3	4.750	4	27	28	55	4	5	0	0	9	14	1	1
Langi Kal Kal	0	0.00	0	0.00	0	0.00	1	2.00	0	0.00	0	0.000	0	0	0	0	3	4	0	0	2	2	2	2
Tarrengower	0	0.00	0	0.00	0	0.00	2	5.00	0	0.00	0	0.000	0	0	1	1	0	0	0	0	0	0	2	1
JLTC	0	0.00	0	0.00	0	0.00	2	24.00	1	2.00	0	0.000	0	0	3	7	0	0	0	0	1	2	2	2
YTD: December-19	22	80.34	59	133.45	1	0.50	312	1593.25	405	1242.23	171	542.720	118	251	447	1,215	385	554	49	64	207	500	350	629
YTD: December-18	26	107.23	87	324.69	5	22.10	469	2105.10	306	886.95	135	374.220	151	210	599	1,842	347	484	73	136	296	536	437	912

Graphs of Seizures of Contraband: Prisoners – December 2019 & YTD 2019-2020

Prisoner Seizure Find Count – December 2019



Prisoner Seizure Find Count – YTD 2019-2020



LOCATION SPECIFIC RESULTS

Barwon Prison

Targeted and Random General Drug Test Results: 2019-2020

Barwon	Jul-19	Aug-19	Sep-19	Oct-19	Nov-19	Dec-19	Jan-20	Feb-20	Mar-20	Apr-20	May-20	Jun-20	Average	Totals
Effective Sample - Targeted	149	163	106	131	103	70							120	722
Targeted Positives	19	18	16	18	8	6							14	85
Refusal	0	4	2	2	7	8							4	23
Unable	2	2	0	1	0	0							1	5
Interfered	0	0	0	0	0	2							0	2
Adulterated	1	0	0	2	0	0							1	3
Targeted % Tested Positive	14.77%	14.72%	16.98%	17.56%	14.56%	22.86%							16.34%	16.34%
Awaiting / Pending Results	0	0	0	0	0	1							0	1
Targeted Residual	1	1	0	0	0	0							0	2
Random tests collected	54	45	59	48	48	58							52	312
Tested Positive	3	2	4	6	2	6							4	23
Refusal (guilty)	4	1	0	0	0	1							1	6
Unable (not guilty)	0	0	0	0	0	0							0	0
Unable (guilty)	0	0	1	0	0	2							1	3
Interfered (guilty)	0	0	0	0	0	0							0	0
No test (valid reason)	2	2	1	3	0	1							2	9
No test (no valid reason)	1	0	0	0	0	0							0	1
Adulterated	0	1	0	1	0	0							0	2
Awaiting / Pending Results	0	0	0	0	0	0							0	0
Random Residual (PIMS URAR030)	0	0	0	1	0	0							0.166667	1
Effective Sample - Random General	59	46	60	48	48	61							54	322
% Tested positive	5.08%	4.35%	6.67%	12.50%	4.17%	9.84%							7.10%	
% Prisoner guilty, positive equivalents	6.78%	4.35%	1.67%	2.08%	0.00%	4.92%							3.30%	
% Total prisoner fails	11.86%	6.52%	8.33%	12.50%	4.17%	14.75%							9.69%	
% No test without valid reason	1.69%	0.00%	0.00%	0.00%	0.00%	0.00%							0.28%	
Random General Benchmark 8.00%	8.00%	8.00%	8.00%	8.00%	8.00%	8.00%	8.00%	8.00%	8.00%	8.00%	8.00%	8.00%	YTD	
% Failures for SDO	13.56%	8.70%	8.33%	14.58%	4.17%	14.75%							10.87%	

Barwon - Drugs Identified Through Testing by Drug Type: 2019-2020

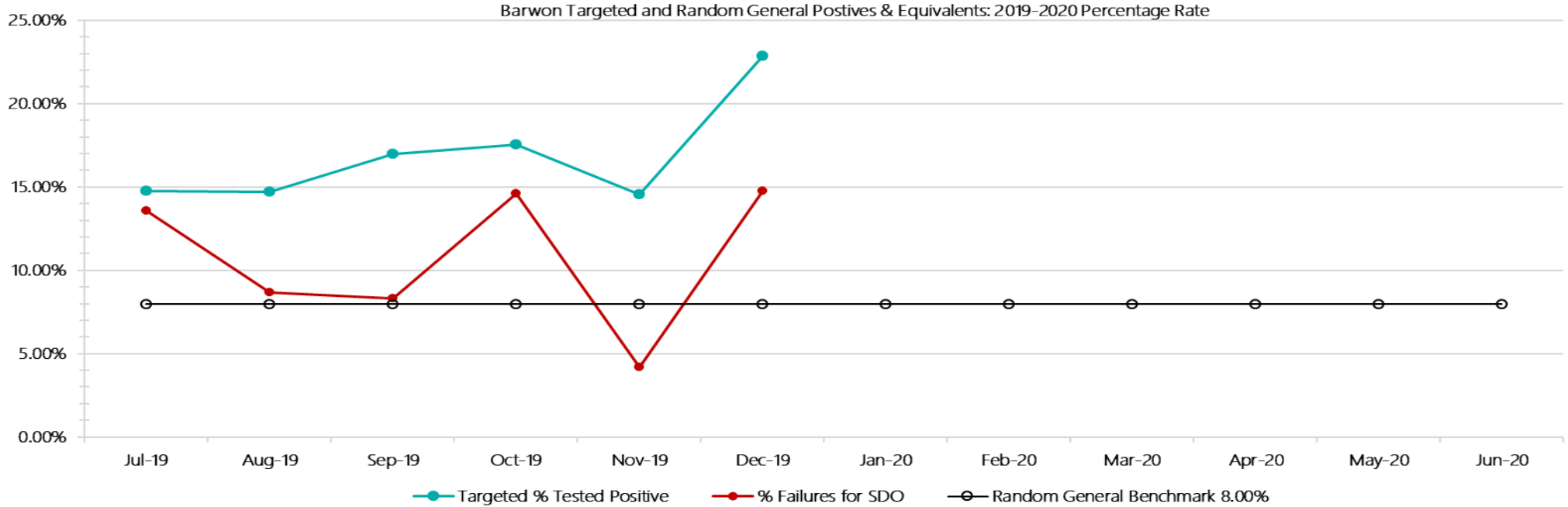
Barwon	Amphetamines	Methamphetamines	Cocaine	Opiates	Benzodiazepines	Cannabinoids	Ethanol**	Methadone	ADP*	APS*	Steroids**	Buprenorphine	NOA*	Total
Jul-19	0	0	0	0	0	0	0	0	0	0	0	29	0	29
Aug-19	0	0	0	0	0	0	0	0	4	1	0	20	0	25
Sep-19	3	4	0	0	0	0	0	0	0	0	0	23	0	30
Oct-19	1	1	0	0	1	1	0	0	0	1	0	32	0	37
Nov-19	0	0	0	0	0	0	0	0	0	0	0	10	0	10
Dec-19	0	0	0	0	0	0	0	2	0	0	0	19	0	21
Jan-20														
Feb-20														
Mar-20														
Apr-20														
May-20														
Jun-20														
YTD	4	5	0	0	1	1	0	2	4	2	0	133	0	152
<i>All Prisons YTD</i>	<i>105</i>	<i>173</i>	<i>1</i>	<i>25</i>	<i>24</i>	<i>21</i>	<i>16</i>	<i>22</i>	<i>30</i>	<i>11</i>	<i>0</i>	<i>1156</i>	<i>0</i>	<i>1584</i>
<i>Barwon % of Total</i>	<i>3.81%</i>	<i>2.89%</i>	<i>0.00%</i>	<i>0.00%</i>	<i>4.17%</i>	<i>4.76%</i>	<i>0.00%</i>	<i>9.09%</i>	<i>13.33%</i>	<i>18.18%</i>	<i>0.00%</i>	<i>11.51%</i>	<i>0.00%</i>	<i>9.60%</i>

Barwon Seizures of Contraband: Visitors & Prisoners: 2019-2020

Visitors	GVM		Powder & Crystal		Synthetic (Suspected)		Prescription Medication		Buprenorphine		Alcohol/Home Brew		Syringes & Needles		Smoking Paraphernalia		Edged Weapons		Electronic Devices		Tools		Other	
	Finds	Gms	Finds	Gms	Finds	Gms	Finds	Qty	Finds	Qty	Finds	Ltrs	Finds	Qty	Finds	Qty	Finds	Qty	Finds	Qty	Finds	Qty	Finds	Qty
Jul-19	0	0.00	0	0.00	0	0.00	0	0.00	0	0.00	0	0.000	0	0	0	0	0	0	0	0	0	0	0	0
Aug-19	1	16.50	0	0.00	0	0.00	0	0.00	0	0.00	0	0.000	0	0	0	0	0	0	0	0	0	0	0	0
Sep-19	0	0.00	1	3.00	0	0.00	1	3.00	0	0.00	0	0.000	0	0	1	1	0	0	0	0	0	0	0	0
Oct-19	0	0.00	0	0.00	0	0.00	0	0.00	0	0.00	0	0.000	0	0	0	0	0	0	0	0	0	0	0	0
Nov-19	1	0.90	1	0.10	0	0.00	0	0.00	0	0.00	0	0.000	2	4	1	2	0	0	0	0	0	0	0	0
Dec-19	0	0.00	0	0.00	0	0.00	0	0.00	0	0.00	0	0.000	0	0	0	0	0	0	0	0	0	0	0	0
Jan-20																								
Feb-20																								
Mar-20																								
Apr-20																								
May-20																								
Jun-20																								
Total	0	0.00	0	0.00	0	0.00	0	0.00	0	0.00	0	0.000	0	0	0	0	0	0	0	0	0	0	0	0

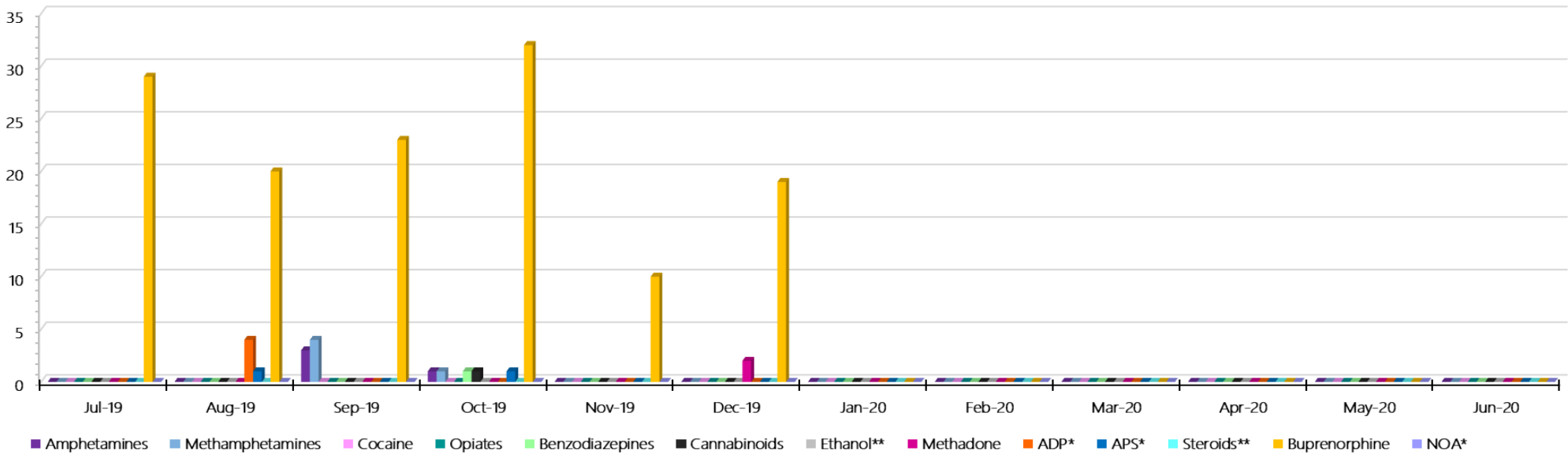
Prisoners	GVM		Powder & Crystal		Synthetic (Suspected)		Prescription Medication		Buprenorphine		Alcohol & Home Brew		Syringes & Needles		Smoking Paraphernalia		Edged Weapons		Electronic Devices		Tools		Other	
	Finds	Gms	Finds	Gms	Finds	Gms	Finds	Qty	Finds	Qty	Finds	Ltrs	Finds	Qty	Finds	Qty	Finds	Qty	Finds	Qty	Finds	Qty	Finds	Qty
Jul-19	0	0.00	1	11.80	0	0.00	2	7.50	5	12.90	0	0.000	1	1	0	0	11	13	0	0	2	4	3	4
Aug-19	0	0.00	1	1.40	0	0.00	6	31.25	11	10.90	13	35.250	2	2	1	3	6	11	0	0	2	3	1	1
Sep-19	0	0.00	0	0.00	0	0.00	2	2.90	8	15.00	4	22.000	0	0	1	1	12	27	1	1	3	4	6	9
Oct-19	0	0.00	3	0.60	0	0.00	6	31.00	8	9.00	2	5.000	1	1	7	10	13	24	1	2	2	4	4	25
Nov-19	0	0.00	2	5.30	0	0.00	4	26.50	4	4.50	6	12.500	1	1	3	18	6	13	0	0	2	2	5	7
Dec-19	1	0.10	0	0.00	0	0.00	6	14.10	6	4.50	6	17.750	3	3	2	2	11	18	0	0	3	15	4	9
Jan-20																								
Feb-20																								
Mar-20																								
Apr-20																								
May-20																								
Jun-20																								
Total	1	0.10	7	19.10	0	0.00	26	113.25	42	56.80	31	92.500	8	8	14	34	59	106	2	3	14	32	23	55

Barwon Targeted and Random General Drug Test Positives & Equivalents: 2019-2020



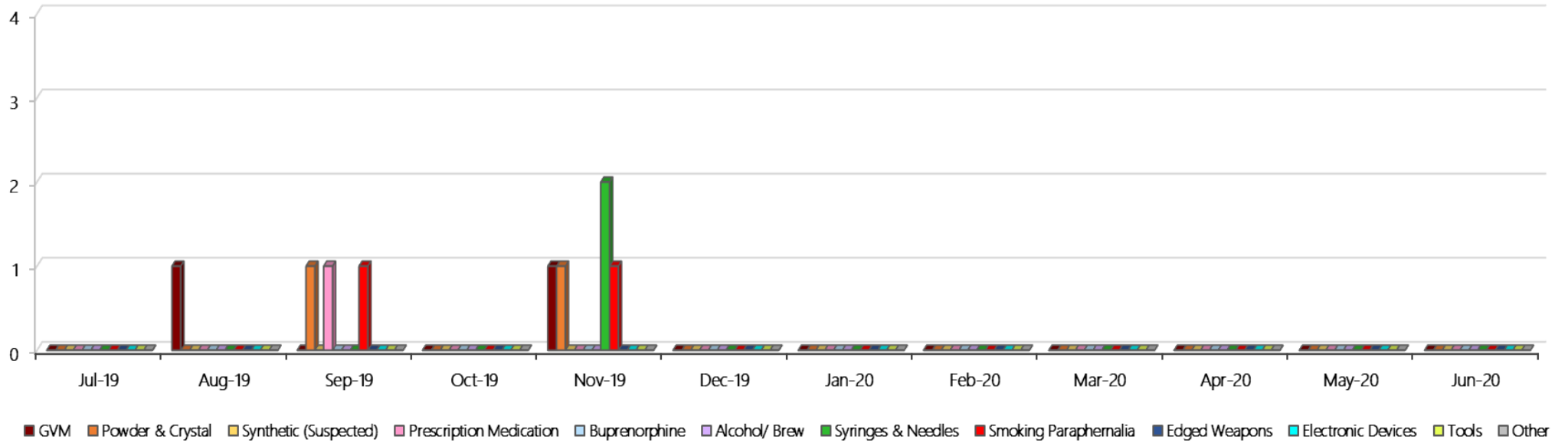
Barwon Positive Drug Test Results by Drug Type: 2019-2020

Barwon Positive Test Results By Drug Type: 2019-2020



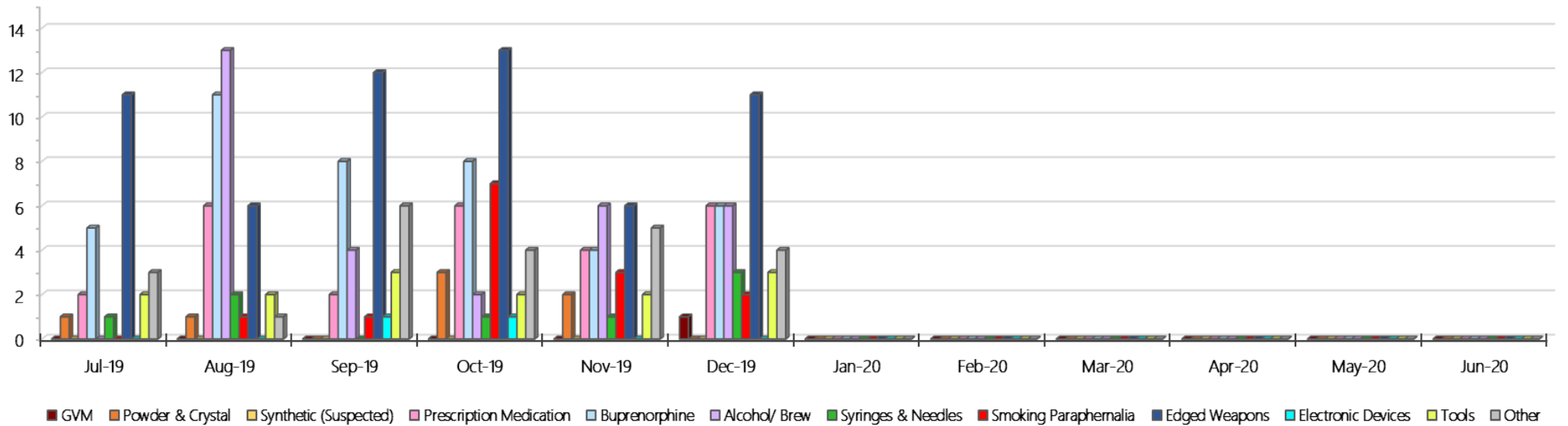
Barwon Count of Visitor Seizure Finds: 2019-2020

Barwon Count of Visitor Seizure Finds - 2019-2020



Barwon Count of Prisoner Seizure Finds: 2019-2020

Barwon Count of Prisoner Seizure Finds - 2019-2020



Melbourne Assessment Prison

Targeted and Random General Drug Test Results: 2019-2020

MAP	Jul-19	Aug-19	Sep-19	Oct-19	Nov-19	Dec-19	Jan-20	Feb-20	Mar-20	Apr-20	May-20	Jun-20	Average	Totals
Effective Sample - Targeted	85	90	63	74	71	57							73	440
Targeted Positives	3	4	2	4	2	7							4	22
Refusal	2	1	2	1	0	3							2	9
Unable	1	2	0	1	2	4							2	10
Interfered	0	0	0	0	0	0							0	0
Adulterated	0	0	0	1	0	0							0	1
Targeted % Tested Positive	7.06%	7.78%	6.35%	9.46%	5.63%	24.56%							9.55%	9.55%
Awaiting / Pending Results	0	0	0	0	0	1							0	1
Targeted Residual	0	0	0	0	0	0							0	0
Random tests collected	29	18	31	20	24	31							26	153
Tested Positive	0	0	1	1	0	0							0	2
Refusal (guilty)	0	1	1	1	0	1							1	4
Unable (not guilty)	0	0	0	0	0	0							0	0
Unable (guilty)	1	0	0	0	0	1							0	2
Interfered (guilty)	0	0	0	0	0	0							0	0
No test (valid reason)	5	9	4	7	8	9							7	42
No test (no valid reason)	0	0	0	0	0	0							0	0
Adulterated	0	0	0	0	0	0							0	0
Awaiting / Pending Results	0	0	0	0	0	0							0	0
Random Residual (PIMS URAR030)	0	0	1	0	0	0							0.166667	1
Effective Sample - Random General	30	19	32	21	24	33							27	159
% Tested positive	0.00%	0.00%	3.13%	4.76%	0.00%	0.00%							1.31%	
% Prisoner guilty, positive equivalents	3.33%	5.26%	3.13%	4.76%	0.00%	6.06%							3.76%	
% Total prisoner fails	3.33%	5.26%	6.25%	9.52%	0.00%	6.06%							5.07%	
% No test without valid reason	0.00%	0.00%	0.00%	0.00%	0.00%	0.00%							0.00%	
Random General Benchmark 8.00%	8.00%	8.00%	8.00%	8.00%	8.00%	8.00%	8.00%	8.00%	8.00%	8.00%	8.00%	8.00%	YTD	
% Failures for SDO	3.33%	5.26%	6.25%	9.52%	0.00%	6.06%							5.03%	

Melbourne Assessment Prison - Drugs Identified Through Testing by Drug Type: 2019-2020

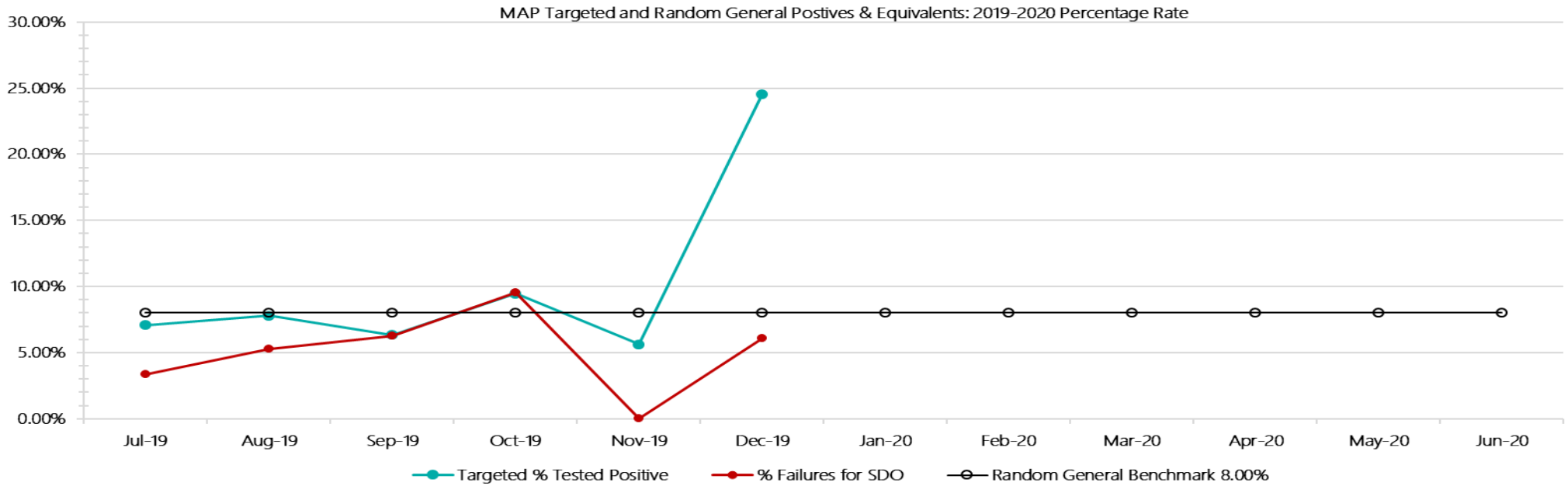
MAP	Amphetamines	Methamphetamines	Cocaine	Opiates	Benzodiazepines	Cannabinoids	Ethanol**	Methodone	ADP*	APS*	Steroids**	Buprenorphine	NOA*	Total
Jul-19	1	1	0	0	0	0	0	0	0	0	0	2	0	4
Aug-19	1	2	0	2	0	0	0	0	0	0	0	0	0	5
Sep-19	0	0	0	0	1	0	0	0	0	0	0	2	0	3
Oct-19	0	0	0	0	1	0	0	0	0	0	0	4	0	5
Nov-19	1	1	0	0	0	0	0	0	0	0	0	3	0	5
Dec-19	1	2	0	0	3	1	0	0	0	0	0	3	0	10
Jan-20														
Feb-20														
Mar-20														
Apr-20														
May-20														
Jun-20														
MAP YTD	4	6	0	2	5	1	0	0	0	0	0	14	0	32
All Prisons YTD	105	173	1	25	24	21	16	22	30	11	0	1156	0	1584
MAP % of Total	3.81%	3.47%	0.00%	8.00%	20.83%	4.76%	0.00%	0.00%	0.00%	0.00%	0.00%	1.21%	0.00%	2.02%

Melbourne Assessment Prison Seizures of Contraband: Visitors & Prisoners: 2019-2020

Visitors	GVM		Powder & Crystal		Synthetic (Suspected)		Prescription Medication		Buprenorphine		Alcohol & Home Brew		Syringes & Needles		Smoking Paraphernalia		Edged Weapons		Electronic Devices		Tools		Other	
	Finds	Gms	Finds	Gms	Finds	Gms	Finds	Qty	Finds	Qty	Finds	Ltrs	Finds	Qty	Finds	Qty	Finds	Qty	Finds	Qty	Finds	Qty	Finds	Qty
MAP																								
Jul-19	0	0.00	0	0.00	0	0.00	0	0.00	0	0.00	0	0.000	0	0	0	0	0	0	0	0	0	0	0	0
Aug-19	0	0.00	0	0.00	0	0.00	0	0.00	0	0.00	0	0.000	0	0	0	0	0	0	0	0	0	0	0	0
Sep-19	0	0.00	0	0.00	0	0.00	0	0.00	0	0.00	0	0.000	0	0	0	0	0	0	0	0	0	0	0	0
Oct-19	0	0.00	0	0.00	0	0.00	0	0.00	0	0.00	0	0.000	0	0	0	0	0	0	0	0	0	0	0	0
Nov-19	0	0.00	0	0.00	0	0.00	0	0.00	0	0.00	0	0.000	0	0	0	0	0	0	0	0	0	0	0	0
Dec-19	0	0.00	0	0.00	0	0.00	0	0.00	0	0.00	0	0.000	0	0	0	0	0	0	0	0	0	0	0	0
Jan-20																								
Feb-20																								
Mar-20																								
Apr-20																								
May-20																								
Jun-20																								
Total	0	0.00	0	0.00	0	0.00	0	0.00	0	0.00	0	0.000	0	0	0	0	0	0	0	0	0	0	0	0

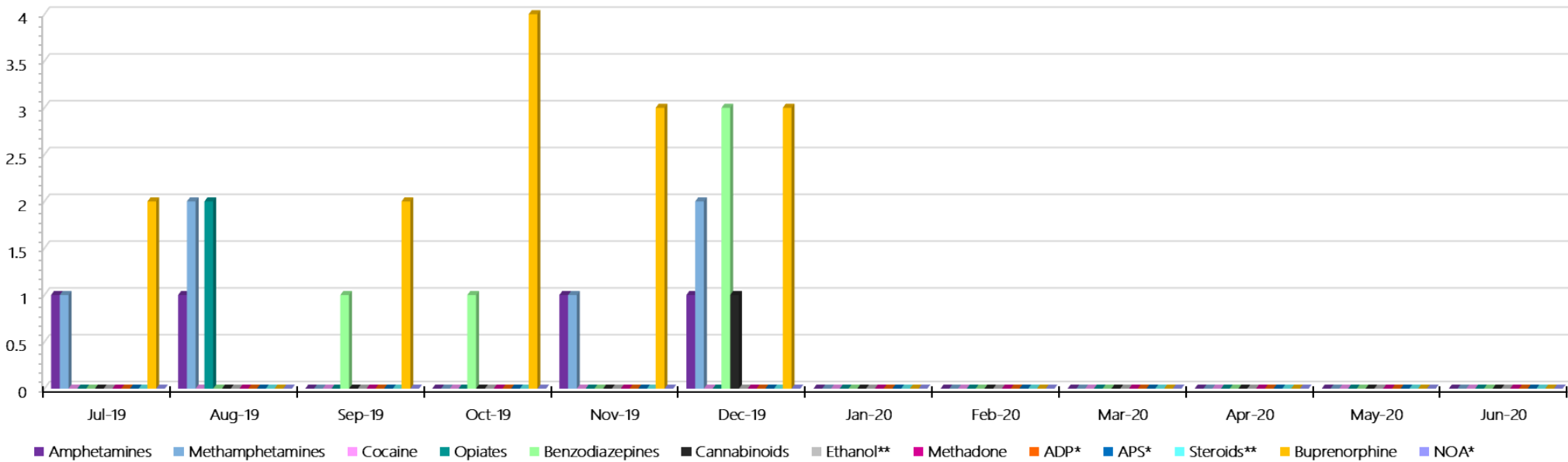
Prisoners	GVM		Powder & Crystal		Synthetic (Suspected)		Prescription Medication		Buprenorphine		Alcohol & Home Brew		Syringes & Needles		Smoking Paraphernalia		Edged Weapons		Electronic Devices		Tools		Other	
	Finds	Gms	Finds	Gms	Finds	Gms	Finds	Qty	Finds	Qty	Finds	Ltrs	Finds	Qty	Finds	Qty	Finds	Qty	Finds	Qty	Finds	Qty	Finds	Qty
MAP																								
Jul-19	2	12.40	0	0.00	0	0.00	4	38.00	3	26.10	0	0.00	3	6	3	4	0	0	1	1	1	1	0	0
Aug-19	0	0.00	1	0.30	0	0.00	3	4.25	2	18.00	0	0.00	0	0	2	7	2	3	1	1	0	0	6	18
Sep-19	3	12.80	1	0.10	0	0.00	3	6.00	3	6.50	0	0.00	3	3	8	11	1	1	2	2	5	5	3	5
Oct-19	1	3.90	2	0.77	0	0.00	1	20.00	8	52.00	1	0.50	3	3	3	4	0	0	0	0	0	0	0	0
Nov-19	0	0.00	0	0.00	0	0.00	4	6.00	1	1.00	0	0.00	1	1	0	0	0	0	1	1	0	0	0	0
Dec-19	1	0.10	0	0.00	0	0.00	6	14.10	6	4.50	6	17.75	3	3	2	2	11	18	0	0	3	15	4	9
Jan-20																								
Feb-20																								
Mar-20																								
Apr-20																								
May-20																								
Jun-20																								
Total	1	0.10	7	19.10	0	0.00	26	113.25	42	56.80	31	92.50	8	8	14	34	59	106	2	3	14	32	23	55

Melbourne Assessment Prison Targeted and Random General Urinalysis Positives & Equivalents: 2019-2020



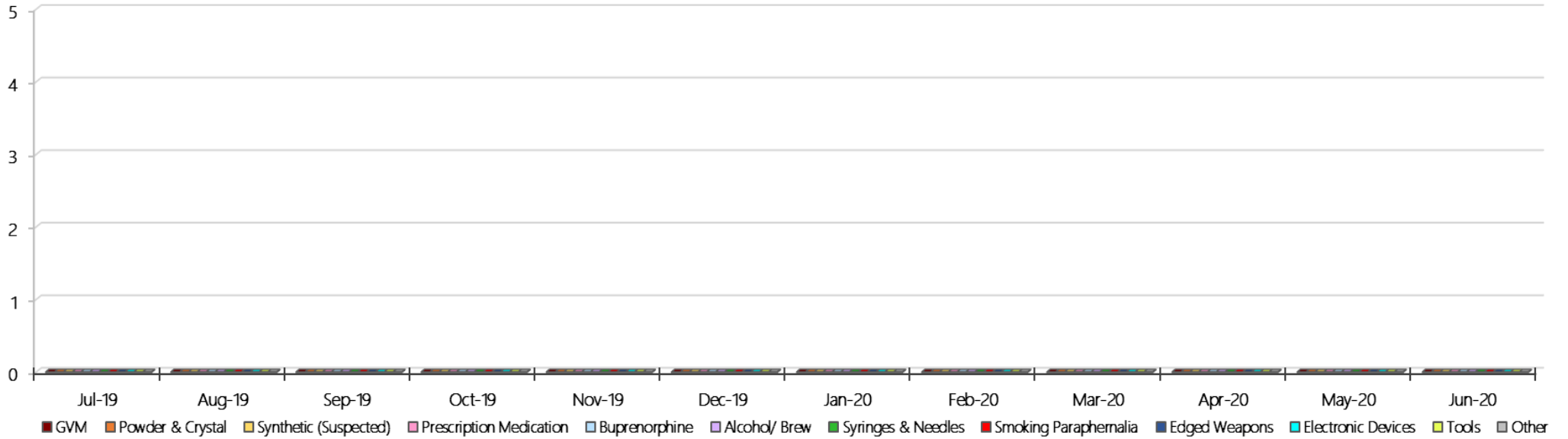
Melbourne Assessment Prison Positive Test Results by Drug Type: 2019-2020

MAP Positive Test Results By Drug Type: 2019-2020



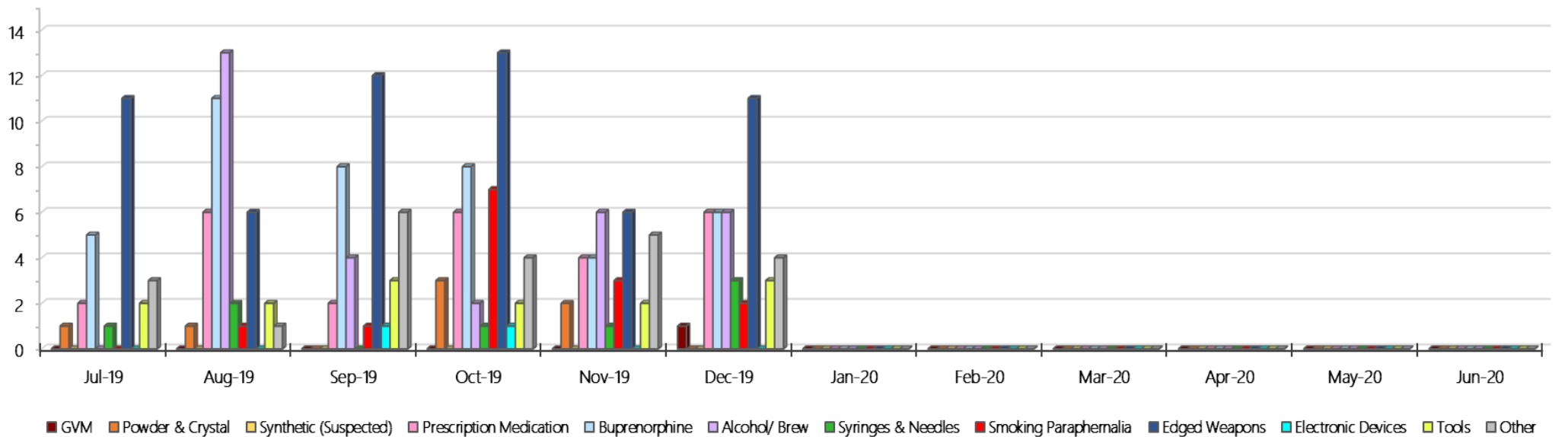
Melbourne Assessment Prison Count of Visitor Seizure Finds: 2019-2020

MAP Count of Visitor Seizure Finds - 2019-2020



Melbourne Assessment Prison Count of Prisoner Seizure Finds: 2019-2020

Barwon Count of Prisoner Seizure Finds - 2019-2020



Metropolitan Remand Centre

Targeted and Random General Drug Test Results: 2019-2020

MRC	Jul-19	Aug-19	Sep-19	Oct-19	Nov-19	Dec-19	Jan-20	Feb-20	Mar-20	Apr-20	May-20	Jun-20	Average	Totals
Effective Sample - Targeted	161	137	151	151	183	167							158	950
Targeted Positives	13	27	13	25	23	28							22	129
Refusal	0	1	4	0	2	2							2	9
Unable	1	1	0	1	3	2							1	8
Interfered	0	0	0	0	0	0							0	0
Adulterated	0	0	0	0	0	0							0	0
Targeted % Tested Positive	8.70%	21.17%	11.26%	17.22%	15.30%	19.16%							15.37%	15.37%
Awaiting / Pending Results	0	0	0	0	0	2							0	2
Targeted Residual	1	6	0	0	0	0							1	7
Random tests collected	128	104	124	97	98	127							113	678
Tested Positive	14	13	8	6	8	8							10	57
Refusal (guilty)	0	2	0	1	2	0							1	5
Unable (not guilty)	0	0	1	0	0	0							0	1
Unable (guilty)	5	1	2	1	2	1							2	12
Interfered (guilty)	0	0	0	0	0	0							0	0
No test (valid reason)	7	3	7	9	6	5							6	37
No test (no valid reason)	0	1	0	0	0	0							0	1
Adulterated	0	0	0	0	0	0							0	0
Awaiting / Pending Results	0	0	0	0	0	0							0	0
Random Residual (PIMS URAR030)	0	1	0	0	1	4							1	6
Effective Sample - Random General	133	108	126	99	102	128							116	696
% Tested positive	10.53%	12.04%	6.35%	6.06%	7.84%	6.25%							8.18%	
% Prisoner guilty, positive equivalents	3.76%	2.78%	1.59%	2.02%	3.92%	0.78%							2.47%	
% Total prisoner fails	14.29%	14.81%	7.94%	8.08%	11.76%	7.03%							10.65%	
% No test without valid reason	0.00%	0.93%	0.00%	0.00%	0.00%	0.00%							0.15%	
Random General Benchmark 7.00%	7.00%	7.00%	7.00%	7.00%	7.00%	7.00%	7.00%	7.00%	7.00%	7.00%	7.00%	7.00%	YTD	
% Failures for SDO	14.29%	15.74%	7.94%	8.08%	11.76%	7.03%							10.78%	

Metropolitan Remand Centre - Drugs Identified Through Testing by Drug Type: 2019-2020

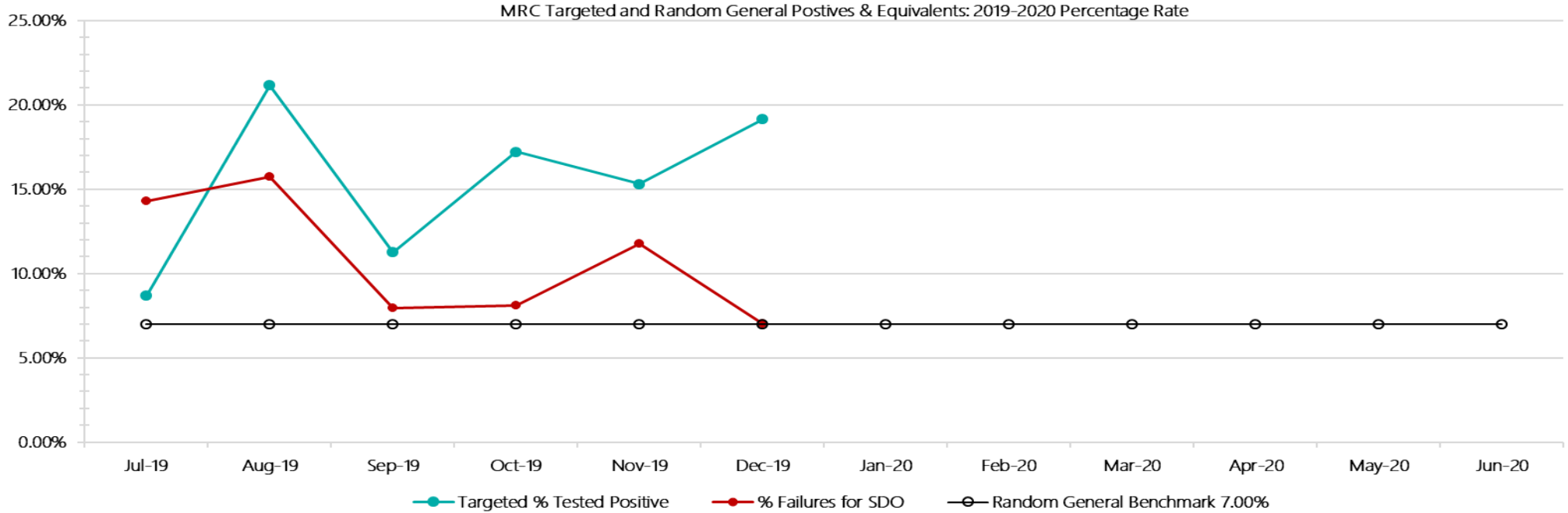
MRC	Amphetamines	Methamphetamines	Cocaine	Opiates	Benzodiazepines	Cannabinoids	Ethanol**	Methodone	ADP*	APS*	Steroids**	Buprenorphine	NOA*	Total
Jul-19	1	6	0	2	0	0	0	0	0	0	0	27	0	36
Aug-19	2	5	0	1	1	1	0	0	0	0	0	44	0	54
Sep-19	2	2	0	0	0	0	0	0	0	0	0	25	0	29
Oct-19	3	6	0	1	0	0	0	1	0	0	0	32	0	43
Nov-19	0	3	0	2	0	1	0	0	0	0	0	30	0	36
Dec-19	4	7	0	0	1	0	0	0	0	0	0	37	0	49
Jan-20														
Feb-20														
Mar-20														
Apr-20														
May-20														
Jun-20														
MRC YTD	12	29	0	6	2	2	0	1	0	0	0	195	0	247
<i>All Prisons YTD</i>	<i>105</i>	<i>173</i>	<i>1</i>	<i>25</i>	<i>24</i>	<i>21</i>	<i>16</i>	<i>22</i>	<i>30</i>	<i>11</i>	<i>0</i>	<i>1156</i>	<i>0</i>	<i>1584</i>
<i>MRC % of Total</i>	<i>11.43%</i>	<i>16.76%</i>	<i>0.00%</i>	<i>24.00%</i>	<i>8.33%</i>	<i>9.52%</i>	<i>0.00%</i>	<i>4.55%</i>	<i>0.00%</i>	<i>0.00%</i>	<i>0.00%</i>	<i>16.87%</i>	<i>0.00%</i>	<i>15.59%</i>

Metropolitan Remand Centre Seizures of Contraband: Visitors & Prisoners: 2019-2020

Visitors	GVM		Powder & Crystal		Synthetic (Suspected)		Prescription Medication		Buprenorphine		Alcohol & Home Brew		Syringes & Needles		Smoking Paraphernalia		Edged Weapons		Electronic Devices		Tools		Other	
	Finds	Gms	Finds	Gms	Finds	Gms	Finds	Qty	Finds	Qty	Finds	Ltrs	Finds	Qty	Finds	Qty	Finds	Qty	Finds	Qty	Finds	Qty	Finds	Qty
Jul-19	0	0.00	1	1.00	0	0.00	1	3.00	2	3.10	0	0.000	2	11	4	5	1	3	0	0	2	3	4	7
Aug-19	1	0.50	0	0.00	0	0.00	1	9.00	0	0.00	1	0.660	0	0	3	7	3	12	0	0	1	3	0	0
Sep-19	1	0.01	0	0.00	0	0.00	0	0.00	0	0.00	0	0.000	0	0	0	0	0	0	0	0	0	0	1	5
Oct-19	1	4.75	1	5.14	0	0.00	0	0.00	1	1.00	0	0.000	0	0	1	2	0	0	1	1	1	1	1	4
Nov-19	0	0.00	8	9.78	0	0.00	0	0.00	0	0.00	0	0.000	1	4	3	4	3	5	0	0	2	4	2	2
Dec-19	3	3.53	1	5.00	0	0.00	1	5.00	0	0.00	0	0.000	0	0	1	3	0	0	0	0	0	0	2	2
Jan-20																								
Feb-20																								
Mar-20																								
Apr-20																								
May-20																								
Jun-20																								
Total	6	8.79	11	20.92	0	0.00	3	17.00	3	4.10	1	0.660	3	15	12	21	7	20	1	1	6	11	10	20

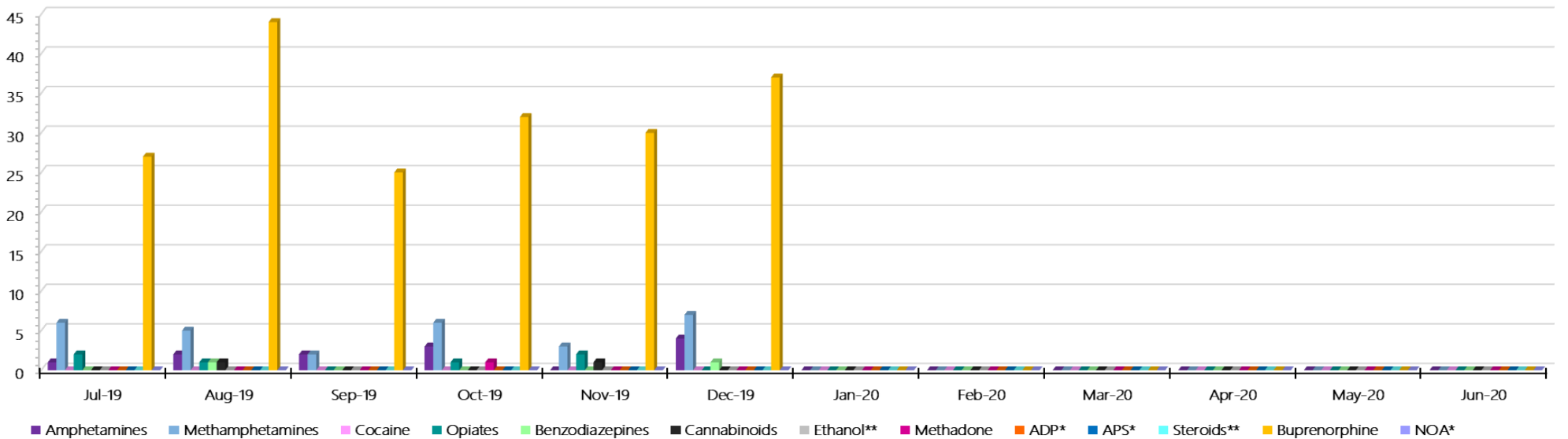
Prisoners	GVM		Powder & Crystal		Synthetic (Suspected)		Prescription Medication		Buprenorphine		Alcohol & Home Brew		Syringes & Needles		Smoking Paraphernalia		Edged Weapons		Electronic Devices		Tools		Other	
	Finds	Gms	Finds	Gms	Finds	Gms	Finds	Qty	Finds	Qty	Finds	Ltrs	Finds	Qty	Finds	Qty	Finds	Qty	Finds	Qty	Finds	Qty	Finds	Qty
Jul-19	0	0.00	1	1.00	0	0.00	1	3.00	2	3.10	0	0.000	2	11	4	5	1	3	0	0	2	3	4	7
Aug-19	1	0.50	0	0.00	0	0.00	1	9.00	0	0.00	1	0.660	0	0	3	7	3	12	0	0	1	3	0	0
Sep-19	1	0.01	0	0.00	0	0.00	0	0.00	0	0.00	0	0.000	0	0	0	0	0	0	0	0	0	0	1	5
Oct-19	1	4.75	1	5.14	0	0.00	0	0.00	1	1.00	0	0.000	0	0	1	2	0	0	1	1	1	1	1	4
Nov-19	0	0.00	8	9.78	0	0.00	0	0.00	0	0.00	0	0.000	1	4	3	4	3	5	0	0	2	4	2	2
Dec-19	0	0.00	3	1.70	0	0.00	6	6.00	10	27.75	8	19.000	2	2	3	6	6	6	2	5	7	26	3	5
Jan-20																								
Feb-20																								
Mar-20																								
Apr-20																								
May-20																								
Jun-20																								
Total	5	3.00	13	36.38	1	0.50	61	270.50	85	104.48	23	92.500	22	27	54	102	60	72	5	8	45	115	78	102

Metropolitan Remand Centre Targeted and Random General Drug Test Positives & Equivalents: 2019-2020



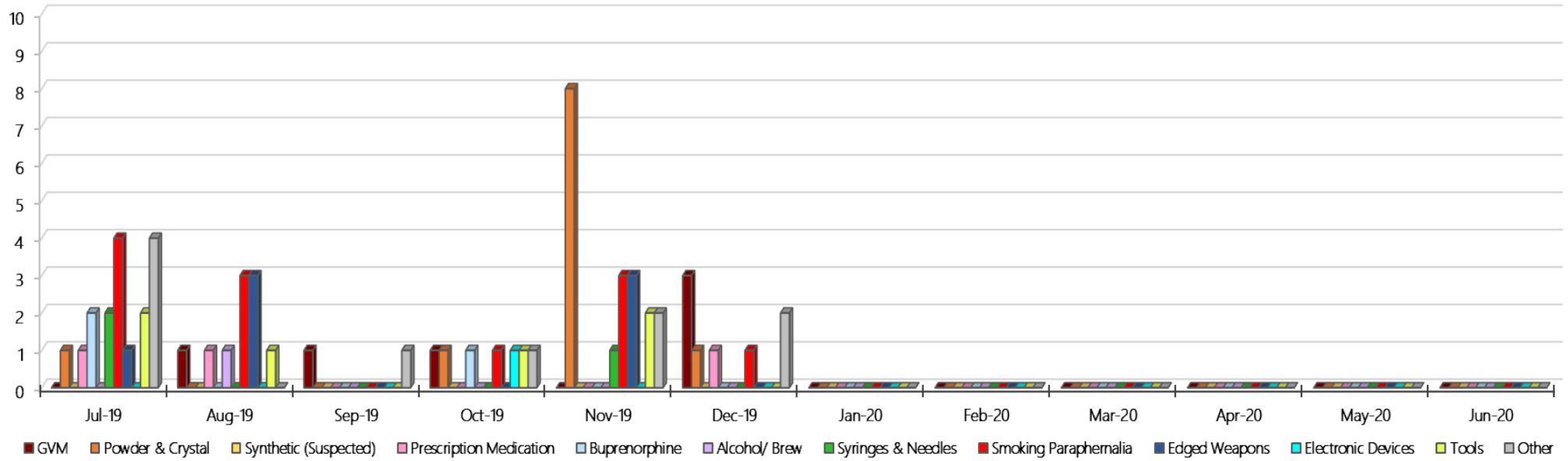
Metropolitan Remand Centre Positive Drug Test Results by Drug Type: 2019-2020

MRC Positive Test Results By Drug Type: 2019-2020



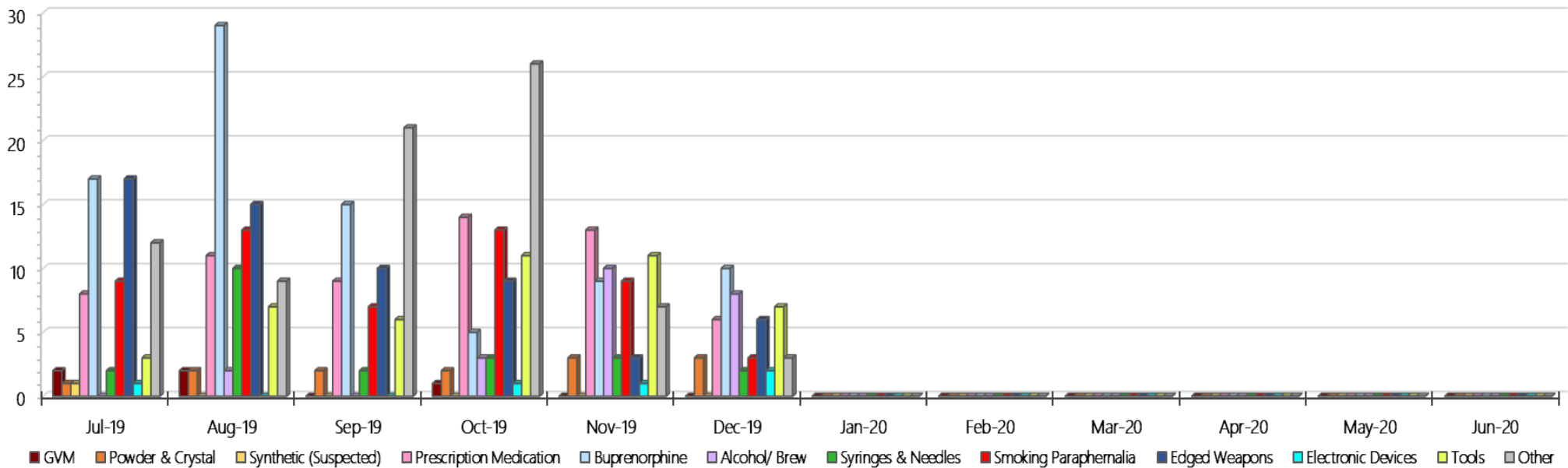
Metropolitan Remand Centre Count of Visitor Seizure Finds: 2019-2020

MRC Count of Visitor Seizure Finds - 2019-2020



Metropolitan Remand Centre Count of Prisoner Seizure Finds: 2019-2020

MRC Count of Prisoner Seizure Finds - 2019-2020



Port Phillip Prison

Targeted and Random General Drug Test Results: 2019-2020

Port Phillip Prison	Jul-19	Aug-19	Sep-19	Oct-19	Nov-19	Dec-19	Jan-20	Feb-19	Mar-20	Apr-20	May-20	Jun-20	Average	Totals
Effective Sample - Targeted	311	292	262	342	310	258							296	1775
Targeted Positives	28	34	33	21	35	20							29	171
Refusal	3	4	7	7	4	3							5	28
Unable	0	1	1	1	2	3							1	8
Interfered	0	0	0	0	0	0							0	0
Adulterated	0	1	2	1	0	0							1	4
Targeted % Tested Positive	9.97%	13.70%	16.41%	8.77%	13.23%	10.08%							11.89%	11.89%
Awaiting / Pending Results	1	0	0	0	0	0							0	1
Targeted Residual	4	1	4	1	1	1							2	12
Random tests collected	63	53	61	51	51	62							57	341
Tested Positive	3	5	4	1	4	5							4	22
Refusal (guilty)	1	0	0	0	0	0							0	1
Unable (not guilty)	1	1	1	0	0	0							1	3
Unable (guilty)	0	0	0	0	1	0							0	1
Interfered (guilty)	0	0	0	0	0	0							0	0
No test (valid reason)	3	1	3	1	0	3							2	11
No test (no valid reason)	0	0	0	0	0	0							0	0
Adulterated	0	0	0	0	0	0							0	0
Awaiting / Pending Results	0	0	0	0	0	0							0	0
Random Residual (PIMS URAR030)	0	0	0	0	1	0							0.166667	1
Effective Sample - Random General	64	53	61	51	52	62							57	343
% Tested positive	4.69%	9.43%	6.56%	1.96%	7.69%	8.06%							6.40%	
% Prisoner guilty, positive equivalents	1.56%	0.00%	0.00%	0.00%	1.92%	0.00%							0.58%	
% Total prisoner fails	6.25%	9.43%	6.56%	1.96%	9.62%	8.06%							6.98%	
% No test without valid reason	0.00%	0.00%	0.00%	0.00%	0.00%	0.00%							0.00%	
% Failures for SDO	6.25%	9.43%	6.56%	1.96%	9.62%	8.06%							7.00%	

Port Phillip Prison - Drugs Identified Through Testing by Drug Type: 2019-2020

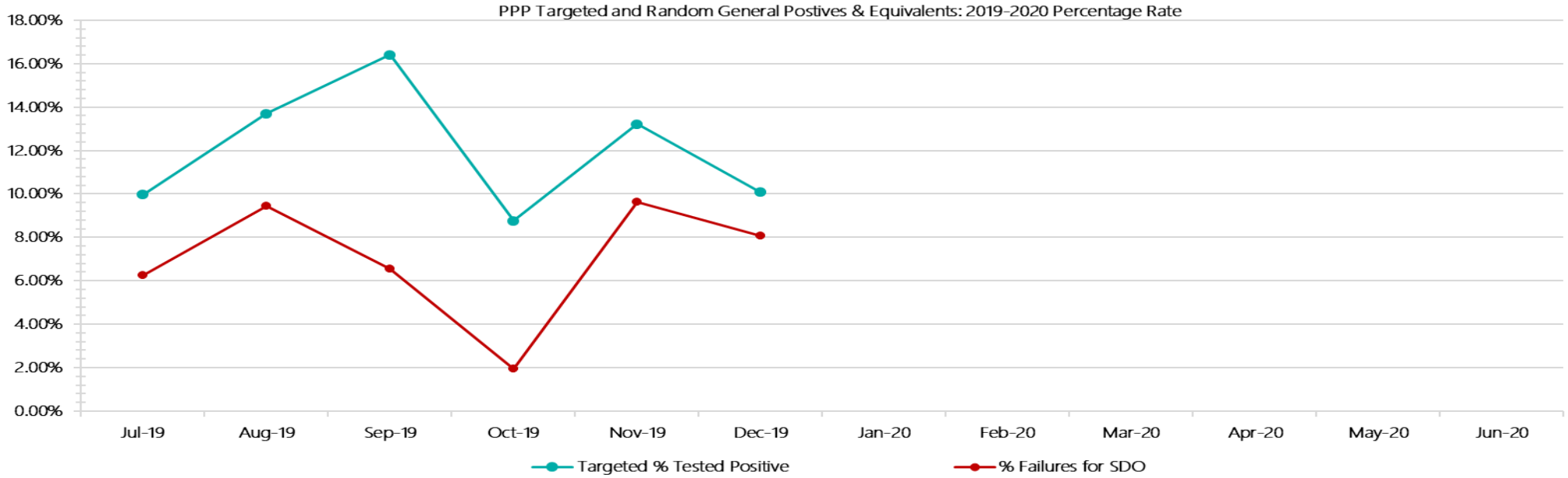
PPP	Amphetamines	Methamphetamines	Cocaine	Opiates	Benzodiazepines	Cannabinoids	Ethanol**	Methodone	ADP*	APS*	Steroids**	Buprenorphine	NOA*	Total
Jul-19	2	2	0	0	0	0	0	5	0	0	0	36	0	45
Aug-19	4	5	0	0	0	0	0	4	0	0	0	39	0	52
Sep-19	6	11	0	0	0	0	0	2	0	0	0	39	0	58
Oct-19	0	1	0	0	0	0	0	0	0	0	0	26	0	27
Nov-19	1	2	0	1	1	0	0	0	0	0	0	40	0	45
Dec-19	3	5	0	0	1	1	0	1	0	0	0	32	0	43
Jan-20														
Feb-20														
Mar-20														
Apr-20														
May-20														
Jun-20														
PPP YTD	16	26	0	1	2	1	0	12	0	0	0	212	0	270
All Prisons YTD	105	173	1	25	24	21	16	22	30	11	0	1156	0	1584
PPP % of Total	15.24%	15.03%	0.00%	4.00%	8.33%	4.76%	0.00%	54.55%	0.00%	0.00%	0.00%	18.34%	0.00%	17.05%

Port Phillip Prison Seizures of Contraband: Visitors & Prisoners: 2019-2020

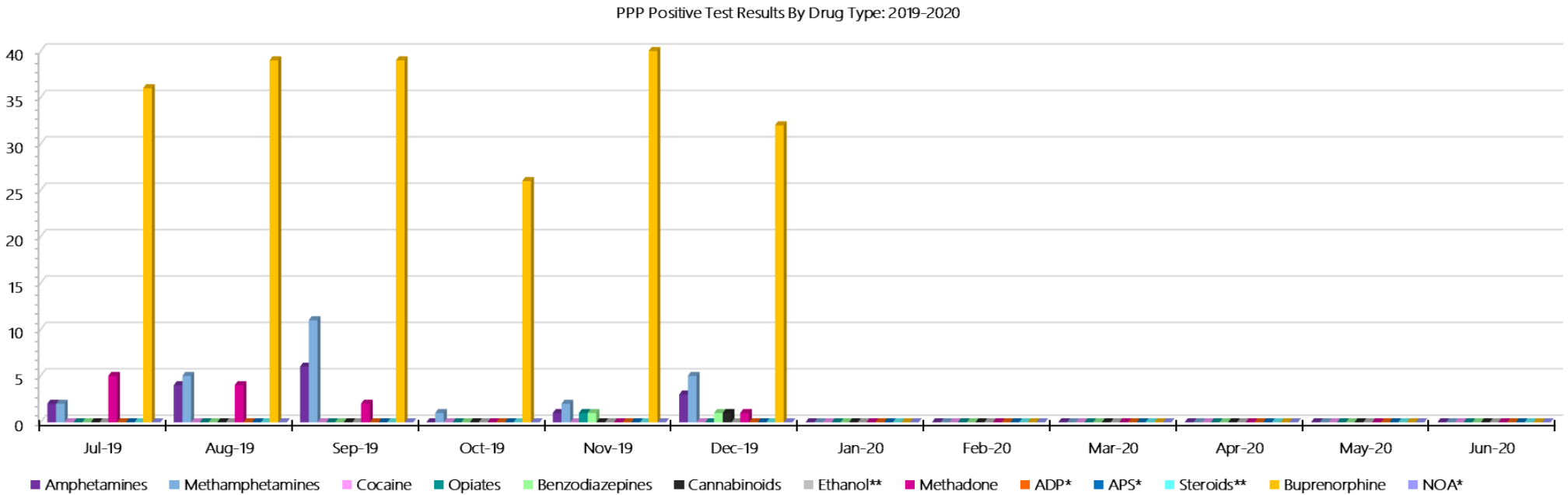
Visitors	GVM		Powder & Crystal		Synthetic (Suspected)		Prescription Medication		Buprenorphine		Alcohol & Home Brew		Syringes & Needles		Smoking Paraphernalia		Edged Weapons		Electronic Devices		Tools		Other		
	PPP	Finds	Gms	Finds	Gms	Finds	Gms	Finds	Qty	Finds	Qty	Finds	Ltrs	Finds	Qty	Finds	Qty	Finds	Qty	Finds	Qty	Finds	Qty	Finds	Qty
Jul-19	0	0.00	1	2.00	0	0.00	0	0.00	3	158.00	0	0.000	1	4	0	0	0	0	0	0	0	0	0	0	0
Aug-19	1	22.00	1	18.43	0	0.00	0	0.00	1	94.00	0	0.000	1	3	0	0	1	1	0	0	0	0	0	0	0
Sep-19	0	0.00	0	0.00	0	0.00	0	0.00	0	0.00	0	0.000	0	0	0	0	0	0	0	0	0	0	0	0	0
Oct-19	0	0.00	0	0.00	0	0.00	1	2.00	0	0.00	0	0.000	2	5	3	7	0	0	0	0	0	0	0	0	0
Nov-19	0	0.00	0	0.00	0	0.00	0	0.00	0	0.00	0	0.000	0	0	0	0	0	0	0	0	0	0	0	0	0
Dec-19	0	0.00	0	0.00	0	0.00	0	0.00	0	0.00	0	0.000	0	0	0	0	0	0	0	0	0	0	0	0	0
Jan-20																									
Feb-20																									
Mar-20																									
Apr-20																									
May-20																									
Jun-20																									
Total	1	22.00	2	20.43	0	0.00	1	2.00	4	252.00	0	0.000	4	12	3	7	1	1	0	0	0	0	0	0	0

Prisoners	GVM		Powder & Crystal		Synthetic (Suspected)		Prescription Medication		Buprenorphine		Alcohol & Home Brew		Syringes & Needles		Smoking Paraphernalia		Edged Weapons		Electronic Devices		Tools		Other		
	PPP	Finds	Gms	Finds	Gms	Finds	Gms	Finds	Qty	Finds	Qty	Finds	Ltrs	Finds	Qty	Finds	Qty	Finds	Qty	Finds	Qty	Finds	Qty	Finds	Qty
Jul-19	0	0.00	0	0.00	0	0.00	9	29.50	9	34.30	0	0.000	2	2	5	7	14	15	0	0	3	3	11	16	
Aug-19	0	0.00	0	1.00	0	0.00	0	5.00	6	21.20	0	0.000	0	0	0	6	1	12	0	0	0	17	7	24	
Sep-19	0	0.00	2	4.00	0	0.00	5	15.50	12	33.30	1	3.000	8	8	5	5	23	27	0	0	8	8	27	40	
Oct-19	0	0.00	0	0.00	0	0.00	9	37.50	14	50.95	0	0.000	1	3	4	5	16	17	0	0	9	11	11	11	
Nov-19	0	0.00	1	1.00	0	0.00	9	15.50	15	59.50	4	16.000	2	2	2	2	13	16	2	0	2	4	8	8	
Dec-19	0	0.00	0	0.00	0	0.00	3	6.00	18	203.00	8	13.500	3	14	1	1	11	11	1	2	0	0	13	23	
Jan-20																									
Feb-20																									
Mar-20																									
Apr-20																									
May-20																									
Jun-20																									
Total	0	0.00	3	6.00	0	0.00	35	109.00	74	402.25	13	32.500	16	29	17	26	78	98	3	2	22	43	77	122	

Port Phillip Prison Targeted and Random General Drug Test Positives & Equivalents: 2019-2020

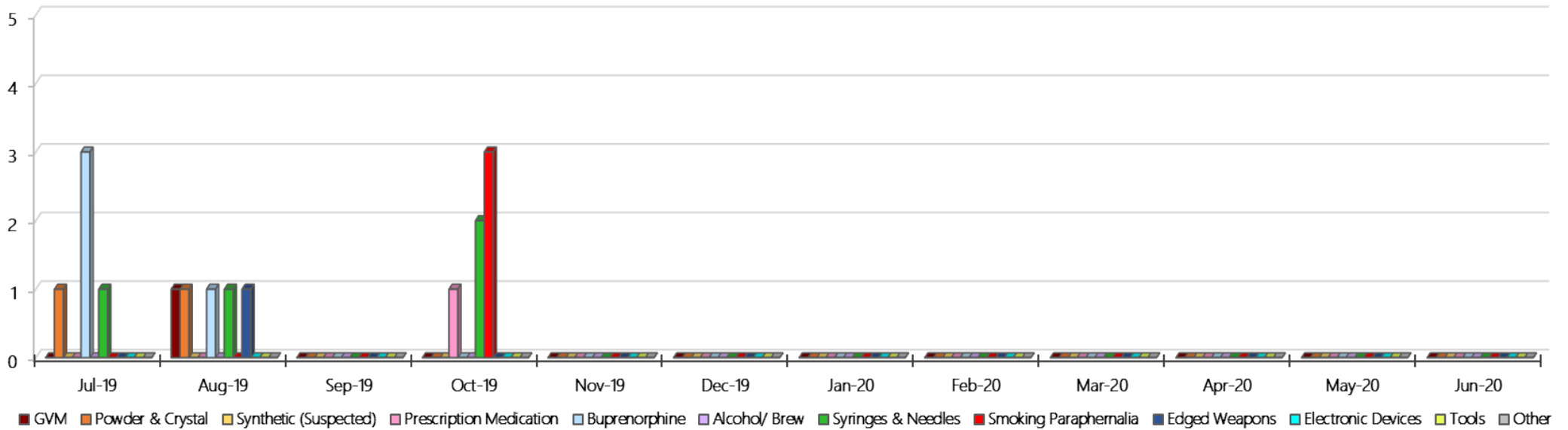


Port Phillip Prison Positive Test Results by Drug Type: 2019-2020



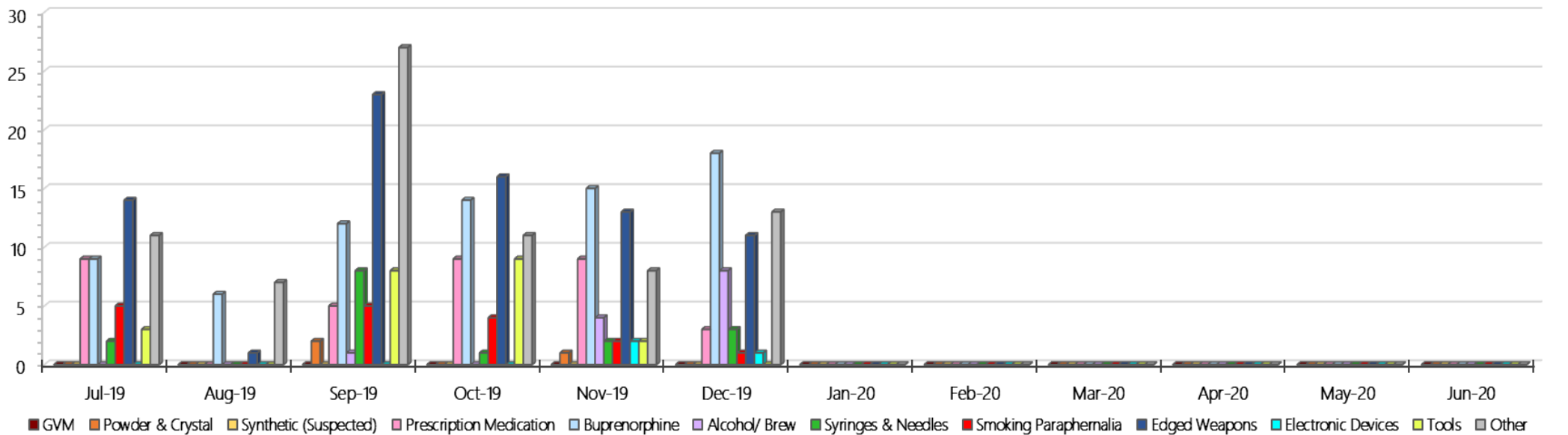
Port Phillip Prison Count of Visitor Seizure Finds: 2019-2020

PPP Count of Visitor Seizure Finds - 2019-2020



Port Phillip Prison Count of Prisoner Seizure Finds: 2019-2020

PPP Count of Prisoner Seizure Finds - 2019-2020



Dame Phyllis Frost Centre
Targeted and Random General Drug Test Results: 2019-2020

DPFC	Jul-19	Aug-19	Sep-19	Oct-19	Nov-19	Dec-19	Jan-20	Feb-20	Mar-20	Apr-20	May-20	Jun-20	Average	Totals
Effective Sample - Targeted	55	90	112	125	160	134							113	676
Targeted Positives	5	3	2	12	11	14							8	47
Refusal	3	1	2	1	3	6							3	16
Unable	2	0	1	2	2	1							1	8
Interfered	0	0	0	0	0	0							0	0
Adulterated	0	0	0	0	0	0							0	0
Targeted % Tested Positive	18.18%	4.44%	4.46%	12.00%	10.00%	15.67%							10.50%	10.50%
Awaiting / Pending Results	0	0	0	0	0	1							0	1
Targeted Residual	0	1	0	0	1	0							0	2
Random tests collected	77	60	70	59	58	68							65	392
Tested Positive	0	0	0	2	0	0							0	2
Refusal (guilty)	0	0	1	0	0	0							0	1
Unable (not guilty)	0	0	0	0	0	0							0	0
Unable (guilty)	0	0	0	0	0	0							0	0
Interfered (guilty)	0	0	0	0	0	0							0	0
No test (valid reason)	2	2	5	0	1	2							2	12
No test (no valid reason)	0	0	0	0	0	0							0	0
Adulterated	0	0	0	0	0	0							0	0
Awaiting / Pending Results	0	0	0	0	0	0							0	0
Random Residual (PIMS URAR030)	0	0	0	0	0	0							0	0
Effective Sample - Random General	77	60	71	59	58	68							66	393
% Tested positive	0.00%	0.00%	0.00%	3.39%	0.00%	0.00%							0.56%	
% Prisoner guilty, positive equivalents	0.00%	0.00%	1.41%	0.00%	0.00%	0.00%							0.23%	
% Total prisoner fails	0.00%	0.00%	1.41%	3.39%	0.00%	0.00%							0.80%	
% No test without valid reason	0.00%	0.00%	0.00%	0.00%	0.00%	0.00%							0.00%	
Random General Benchmark 7.25%	7.25%	7.25%	7.25%	7.25%	7.25%	7.25%	7.25%	7.25%	7.25%	7.25%	7.25%	7.25%	YTD	
% Failures for SDO	0.00%	0.00%	1.41%	3.39%	0.00%	0.00%							0.76%	

Dame Phyllis Frost Centre - Drugs Identified Through Testing by Drug Type: 2019-2020

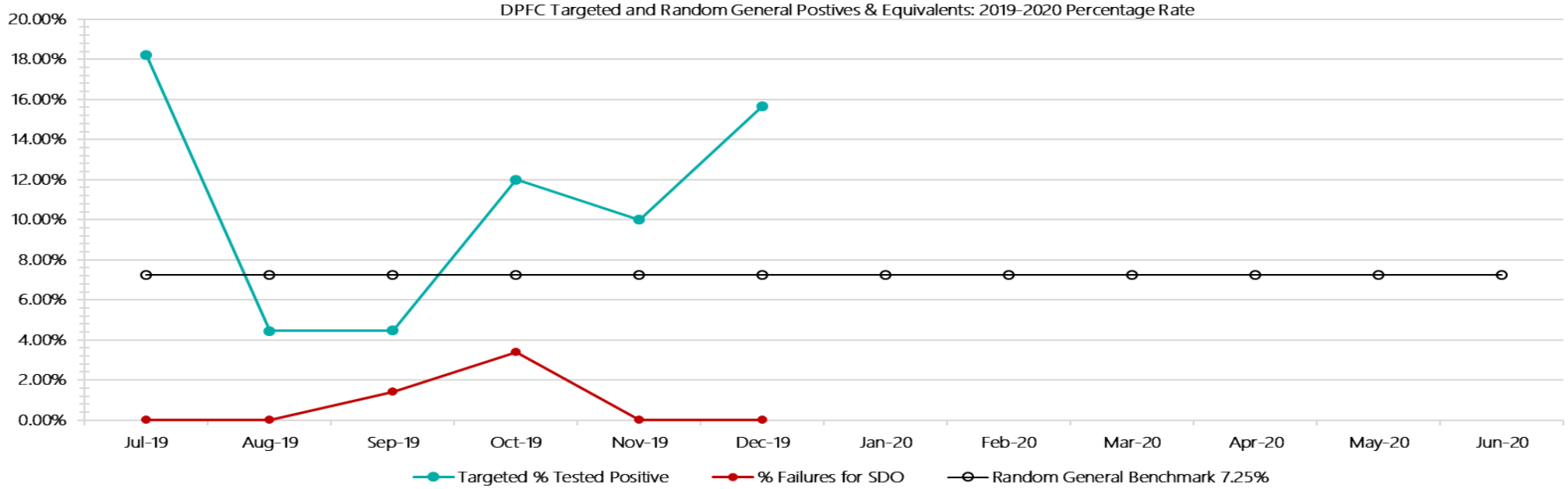
DPFC	Amphetamines	Methamphetamines	Cocaine	Opiates	Benzodiazepines	Cannabinoids	Ethanol**	Methadone	ADP*	APS*	Steroids**	Buprenorphine	NOA*	Total
Jul-19	4	4	0	0	0	0	0	0	0	0	0	3	0	11
Aug-19	2	2	0	0	0	0	0	0	0	0	0	2	0	6
Sep-19	0	0	0	1	0	1	0	0	0	0	0	0	0	2
Oct-19	8	13	0	0	0	0	0	0	0	1	0	1	0	23
Nov-19	3	4	0	0	0	0	0	0	1	0	0	7	0	15
Dec-19	4	6	0	6	1	0	0	0	0	0	0	4	0	21
Jan-20														
Feb-20														
Mar-20														
Apr-20														
May-20														
Jun-20														
DPFC YTD	21	29	0	7	1	1	0	0	1	1	0	17	0	78
<i>All Prisons YTD</i>	<i>105</i>	<i>173</i>	<i>1</i>	<i>25</i>	<i>24</i>	<i>21</i>	<i>16</i>	<i>22</i>	<i>30</i>	<i>11</i>	<i>0</i>	<i>1156</i>	<i>0</i>	<i>1584</i>
<i>DPFC % of Total</i>	<i>20.00%</i>	<i>16.76%</i>	<i>0.00%</i>	<i>28.00%</i>	<i>4.17%</i>	<i>4.76%</i>	<i>0.00%</i>	<i>0.00%</i>	<i>3.33%</i>	<i>9.09%</i>	<i>0.00%</i>	<i>1.47%</i>	<i>0.00%</i>	<i>4.92%</i>

Dame Phyllis Frost Centre - Seizures of Contraband: Visitors & Prisoners: 2019-2020

Visitors	GVM		Powder & Crystal		Synthetic (Suspected)		Prescription Medication		Buprenorphine		Alcohol & Home Brew		Syringes & Needles		Smoking Paraphernalia		Edged Weapons		Electronic Devices		Tools		Other		
	DPFC	Finds	Gms	Finds	Gms	Finds	Gms	Finds	Qty	Finds	Qty	Finds	Ltrs	Finds	Qty	Finds	Qty	Finds	Qty	Finds	Qty	Finds	Qty	Finds	Qty
Jul-19	0	0	0.00	0	0.00	0	0.00	0	0.00	0	0.00	0	0.000	0	0	0	0	0	0	0	0	0	0	0	0
Aug-19	0	0	0.00	0	0.00	0	0.00	0	0.00	0	0.00	0	0.000	0	0	0	0	0	0	0	0	0	0	0	0
Sep-19	0	0	0.00	0	0.00	0	0.00	0	0.00	0	0.00	0	0.000	0	0	0	0	0	0	0	0	0	0	0	0
Oct-19	0	0	0.00	0	0.00	0	0.00	0	0.00	0	0.00	0	0.000	0	0	0	0	0	0	1	1	0	0	0	0
Nov-19	0	0	0.00	0	0.00	0	0.00	0	0.00	0	0.00	0	0.000	0	0	0	0	0	0	0	0	0	0	0	0
Dec-19	0	0	0.00	0	0.00	0	0.00	0	0.00	0	0.00	0	0.000	0	0	0	0	0	0	0	0	0	0	0	0
Jan-20																									
Feb-20																									
Mar-20																									
Apr-20																									
May-20																									
Jun-20																									
Total	0	0	0.00	0	0.00	0	0.00	0	0.00	0	0.00	0	0.000	0	0	0	0	0	0	1	1	0	0	0	0

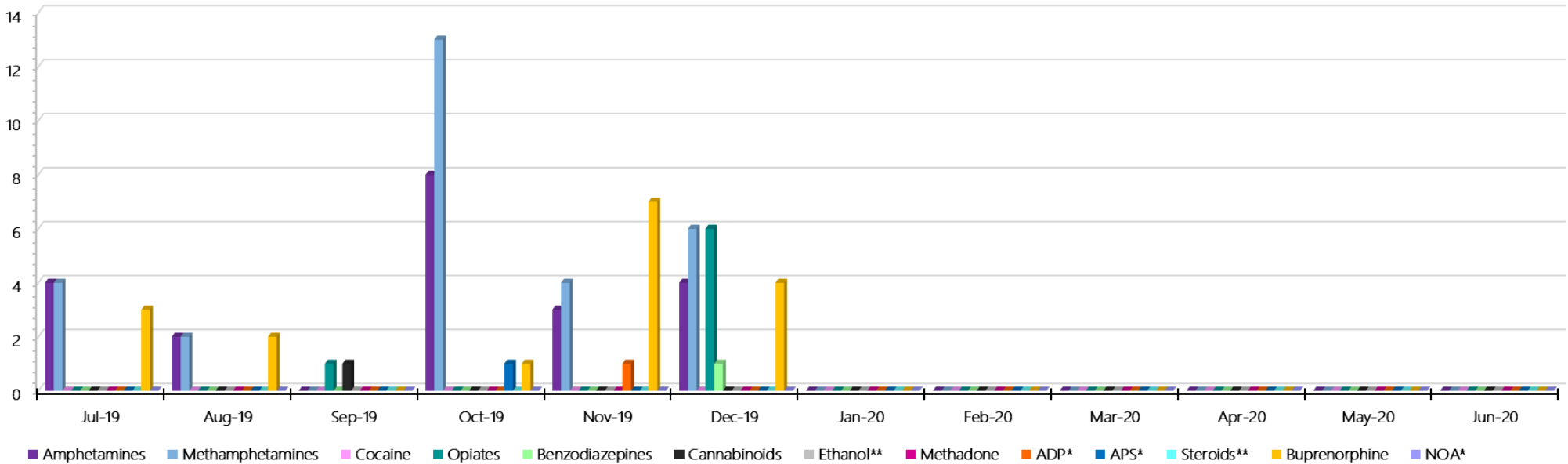
Prisoners	GVM		Powder & Crystal		Synthetic (Suspected)		Prescription Medication		Buprenorphine		Alcohol & Home Brew		Syringes & Needles		Smoking Paraphernalia		Edged Weapons		Electronic Devices		Tools		Other		
	DPFC	Finds	Gms	Finds	Gms	Finds	Gms	Finds	Qty	Finds	Qty	Finds	Ltrs	Finds	Qty	Finds	Qty	Finds	Qty	Finds	Qty	Finds	Qty	Finds	Qty
Jul-19	0	0	0.00	1	2.10	0	0.00	2	7.00	1	1.00	1	1.000	2	31	3	3	0	0	0	0	0	0	0	0
Aug-19	0	0	0.00	1	1.00	0	0.00	0	0.00	1	1.00	1	0.600	3	6	2	6	1	1	1	1	0	0	3	3
Sep-19	1	0	0.90	2	0.30	0	0.00	5	11.50	2	7.00	1	1.000	8	55	2	3	0	0	1	1	0	0	2	2
Oct-19	0	0	0.00	4	11.60	0	0.00	4	2.75	0	0.00	1	2.600	3	3	2	2	0	0	1	1	0	0	0	0
Nov-19	0	0	0.00	2	1.10	0	0.00	2	1.50	1	1.00	1	10.000	1	1	6	20	0	0	0	0	2	2	0	0
Dec-19	1	0	5.10	4	16.70	0	0.00	1	2.00	1	1.00	2	2.000	0	0	6	30	2	4	0	0	1	1	0	0
Jan-20																									
Feb-20																									
Mar-20																									
Apr-20																									
May-20																									
Jun-20																									
Total	2	0	6.00	14	32.80	0	0.00	14	24.75	6	11.00	7	17.200	17	96	21	64	3	5	3	3	3	3	5	5

Dame Phyllis Frost Centre Targeted and Random General Drug Test Positives & Equivalents – 2019-2020



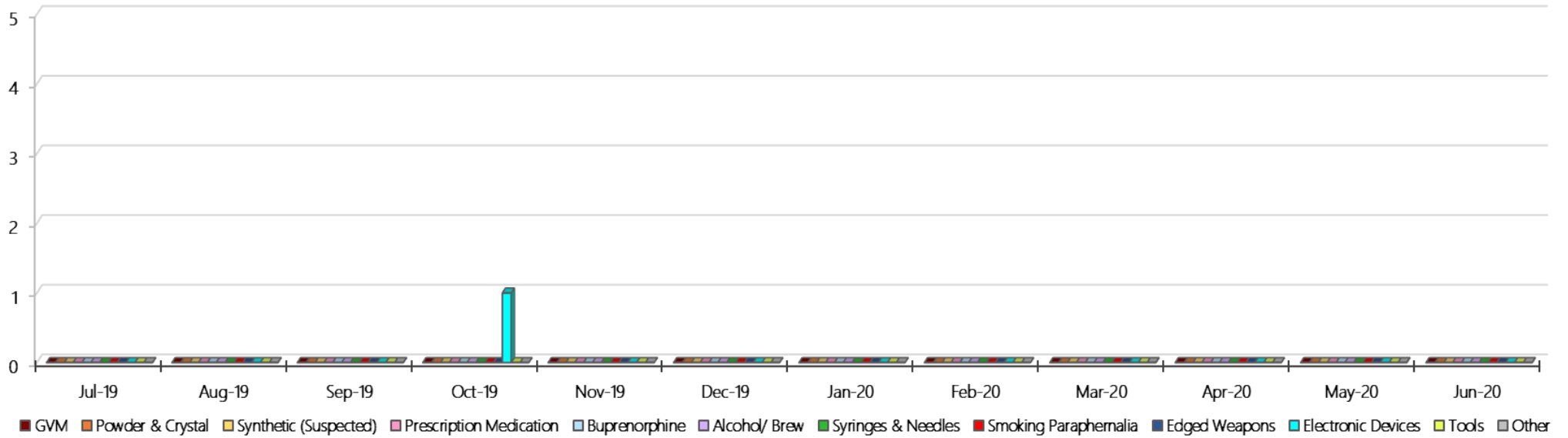
Dame Phyllis Frost Centre Positive Test Results by Drug Type – 2019-2020

DPFC Positive Test Results By Drug Type: 2019-2020



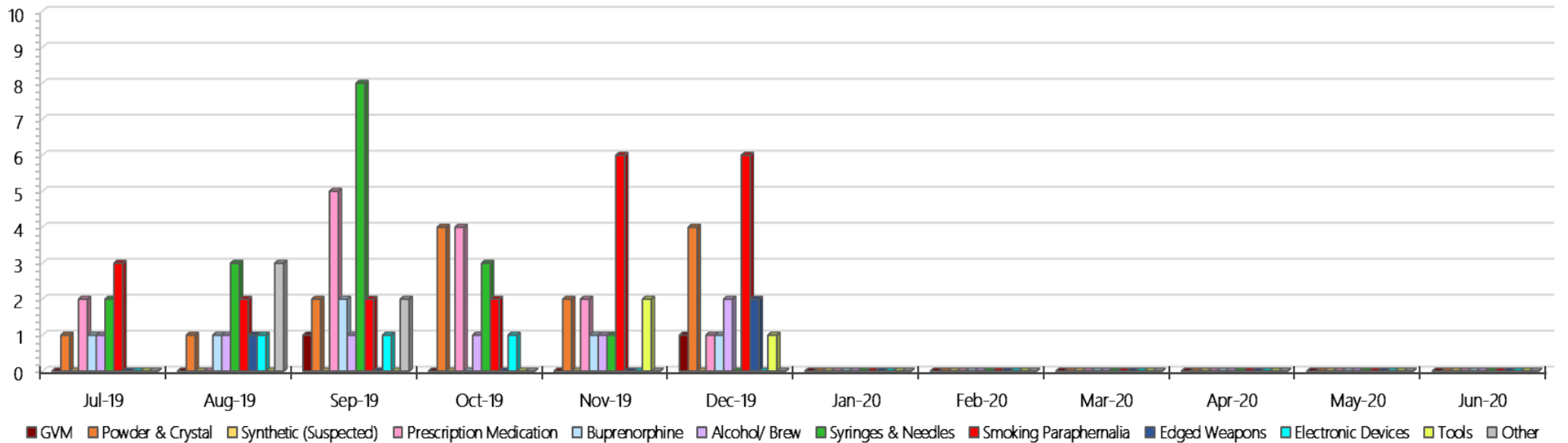
Dame Phyllis Frost Centre Count of Visitor Seizure Finds – 2019-2020

DPFC Count of Visitor Seizure Finds – 2019-2020



DPFC Count of Prisoner Seizure Finds – 2019-2020

DPFC Count of Prisoner Seizure Finds – 2019-2020



Fulham Correctional Centre

Targeted and Random General Drug Test Results: 2019-2020

Fulham	Jul-19	Aug-19	Sep-19	Oct-19	Nov-19	Dec-19	Jan-20	Feb-20	Mar-20	Apr-20	May-20	Jun-20	Average	Totals
Effective Sample - Targeted	224	204	204	197	193	198							203	1220
Targeted Positives	22	18	10	27	18	20							19	115
Refusal	0	0	0	0	0	0							0	0
Unable	0	3	3	0	2	4							2	12
Interfered	0	0	0	0	0	0							0	0
Adulterated	0	0	0	0	0	0							0	0
Targeted % Tested Positive	9.82%	10.29%	6.37%	13.71%	10.36%	12.12%							10.41%	10.41%
Awaiting / Pending Results	0	0	0	0	0	0							0	0
Targeted Residual	1	2	2	1	3	5							2	14
Random tests collected	76	61	73	57	60	74							67	401
Tested Positive	0	0	1	0	5	2							1	8
Refusal (guilty)	0	0	0	0	0	0							0	0
Unable (not guilty)	0	0	0	1	0	0							0	1
Unable (guilty)	0	0	1	0	0	1							0	2
Interfered (guilty)	0	0	0	0	0	0							0	0
No test (valid reason)	4	2	2	2	0	0							2	10
No test (no valid reason)	0	0	0	0	0	0							0	0
Adulterated	0	0	0	0	0	0							0	0
Awaiting / Pending Results	0	0	0	0	0	0							0	0
Random Residual (PIMS URAR030)	0	0	0	0	0	0							0	0
Effective Sample - Random General	76	61	74	57	60	75							67	403
% Tested positive	0.00%	0.00%	1.35%	0.00%	8.33%	2.67%							2.06%	
% Prisoner guilty, positive equivalents	0.00%	0.00%	1.35%	0.00%	0.00%	1.33%							0.45%	
% Total prisoner fails	0.00%	0.00%	2.70%	0.00%	8.33%	4.00%							2.51%	
% No test without valid reason	0.00%	0.00%	0.00%	0.00%	0.00%	0.00%							0.00%	
% Failures for SDO	0.00%	0.00%	2.70%	0.00%	8.33%	4.00%							2.48%	

Fulham - Drugs Identified Through Testing by Drug Type: 2019-2020

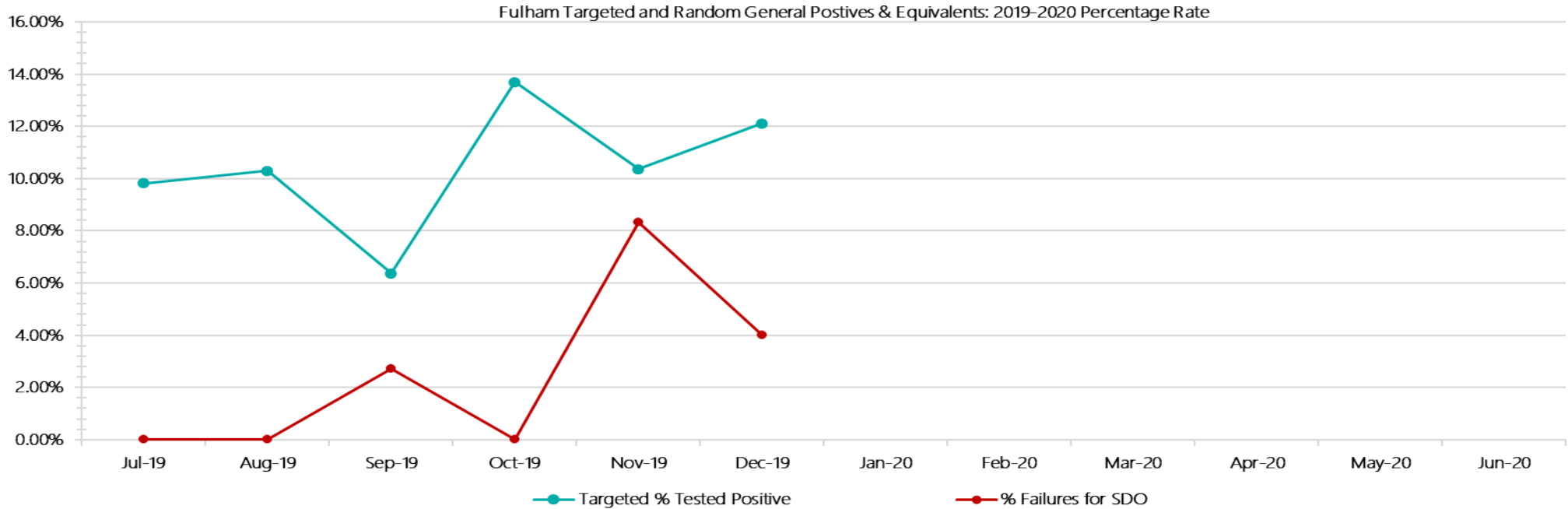
Fulham	Amphetamines	Methamphetamines	Cocaine	Opiates	Benzodiazepines	Cannabinoids	Ethanol**	Methadone	ADP*	APS*	Steroids**	Buprenorphine	NOA*	Total
Jul-19	0	0	0	2	0	1	0	1	3	1	0	17	0	25
Aug-19	2	3	0	0	0	0	0	0	6	2	0	11	0	24
Sep-19	0	0	0	3	1	0	0	0	1	0	0	6	0	11
Oct-19	0	0	0	0	1	0	0	1	5	2	0	24	0	33
Nov-19	0	0	0	2	2	0	0	0	5	0	0	20	0	29
Dec-19	0	3	0	0	0	0	0	0	2	3	0	15	0	23
Jan-20														
Feb-20														
Mar-20														
Apr-20														
May-20														
Jun-20														
Fulham YTD	2	6	0	7	4	1	0	2	22	8	0	93	0	145
<i>All Prisons YTD</i>	<i>105</i>	<i>173</i>	<i>1</i>	<i>25</i>	<i>24</i>	<i>21</i>	<i>16</i>	<i>22</i>	<i>30</i>	<i>11</i>	<i>0</i>	<i>1156</i>	<i>0</i>	<i>1584</i>
<i>Fulham % of Total</i>	<i>1.90%</i>	<i>3.47%</i>	<i>0.00%</i>	<i>28.00%</i>	<i>16.67%</i>	<i>4.76%</i>	<i>0.00%</i>	<i>9.09%</i>	<i>73.33%</i>	<i>72.73%</i>	<i>0.00%</i>	<i>8.04%</i>	<i>0.00%</i>	<i>9.15%</i>

Fulham Seizures of Contraband: Visitors & Prisoners: 2019-2020

Visitors	GVM		Powder & Crystal		Synthetic (Suspected)		Prescription Medication		Buprenorphine		Alcohol & Home Brew		Syringes & Needles		Smoking Paraphernalia		Edged Weapons		Electronic Devices		Tools		Other			
	Finds	Gms	Finds	Gms	Finds	Gms	Finds	Qty	Finds	Qty	Finds	Ltrs	Finds	Qty	Finds	Qty	Finds	Qty	Finds	Qty	Finds	Qty	Finds	Qty		
Fulham																										
Jul-19	0	0.00	0	0.00	0	0.00	0	0.00	0	0.00	0	0.000	0	0	1	4	0	0	0	0	0	0	0	0		
Aug-19	0	0	0	0	0	0	0	0	0	0	0	0	1	1	2	2	0	0	0	0	0	0	0	0	2	10
Sep-19	0	0.00	0	0.00	0	0.00	0	0.00	0	0.00	0	0.000	0	0	0	0	0	0	0	0	0	0	0	0	0	0
Oct-19	0	0.00	0	0.00	0	0.00	0	0.00	0	0.00	0	0.000	0	0	2	4	0	0	0	0	0	0	0	0	0	0
Nov-19	0	0.00	0	0.00	0	0.00	0	0.00	0	0.00	0	0.000	0	0	0	0	0	0	0	0	0	0	0	0	1	1
Dec-19	0	0.00	0	0.00	0	0.00	0	0.00	0	0.00	0	0.000	0	0	2	4	0	0	0	0	0	0	0	0	0	0
Jan-20																										
Feb-20																										
Mar-20																										
Apr-20																										
May-20																										
Jun-20																										
Total	0	0.00	0	0.00	0	0.00	0	0.00	0	0.00	0	0.000	1	1	7	14	0	0	0	0	0	0	0	0	3	11

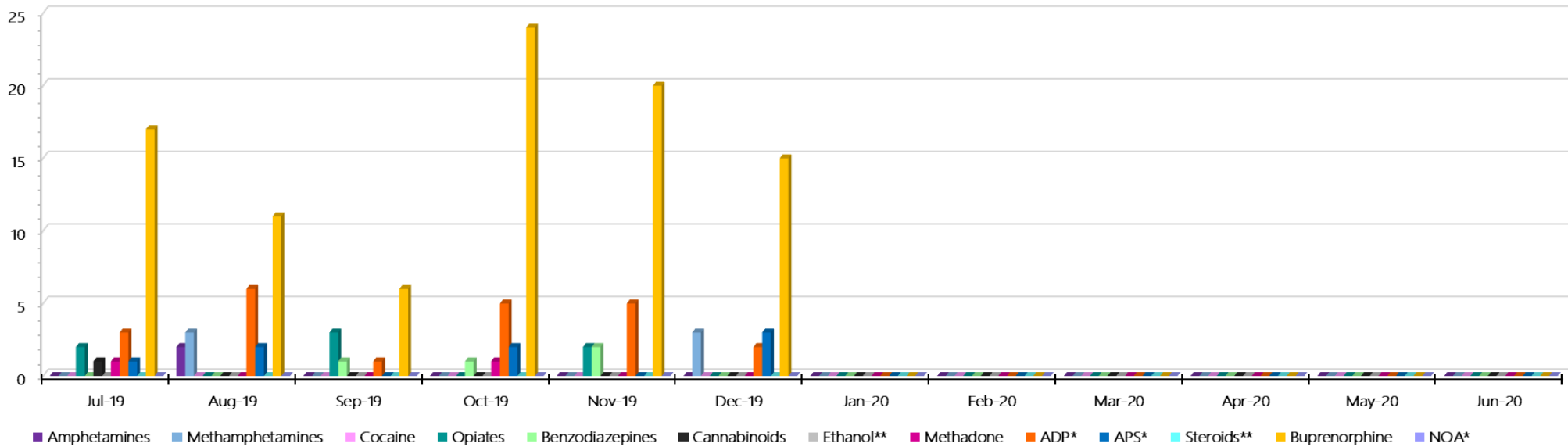
Prisoners	GVM		Powder & Crystal		Synthetic (Suspected)		Prescription Medication		Buprenorphine		Alcohol & Home Brew		Syringes & Needles		Smoking Paraphernalia		Edged Weapons		Electronic Devices		Tools		Other			
	Finds	Gms	Finds	Gms	Finds	Gms	Finds	Qty	Finds	Qty	Finds	Ltrs	Finds	Qty	Finds	Qty	Finds	Qty	Finds	Qty	Finds	Qty	Finds	Qty		
Fulham																										
Jul-19	0	0.00	1	0.01	0	0.00	7	21.50	7	4.00	2	2.000	2	2	20	103	2	3	3	3	3	3	3	4	6	7
Aug-19	0	0.00	2	1.50	0	0.00	6	6.00	4	20.80	3	3.600	1	1	20	31	2	2	2	4	5	11	12	13	12	13
Sep-19	0	0.00	0	0.00	0	0.00	11	29.75	9	4.80	4	4.500	1	3	21	31	12	16	1	3	5	20	1	1	1	1
Oct-19	1	0.20	0	0.00	0	0.00	6	12.00	5	3.30	2	1.200	1	1	30	87	8	10	0	0	10	21	6	7	6	7
Nov-19	0	0.00	0	0.00	0	0.00	8	14.50	10	4.40	3	7.000	1	1	38	63	5	6	2	2	14	34	7	7	7	7
Dec-19	0	0.00	0	0.00	0	0.00	9	13.50	10	0.00	2	2.000	2	3	25	58	2	2	3	3	13	31	11	15	11	15
Jan-20																										
Feb-20																										
Mar-20																										
Apr-20																										
May-20																										
Jun-20																										
Total	1	0.20	3	1.51	0	0.00	47	97.25	45	37.30	16	20.300	8	11	154	373	31	39	11	15	50	121	43	50	43	50

Fulham Targeted and Random General Drug Test Positives & Equivalents: 2019-2020



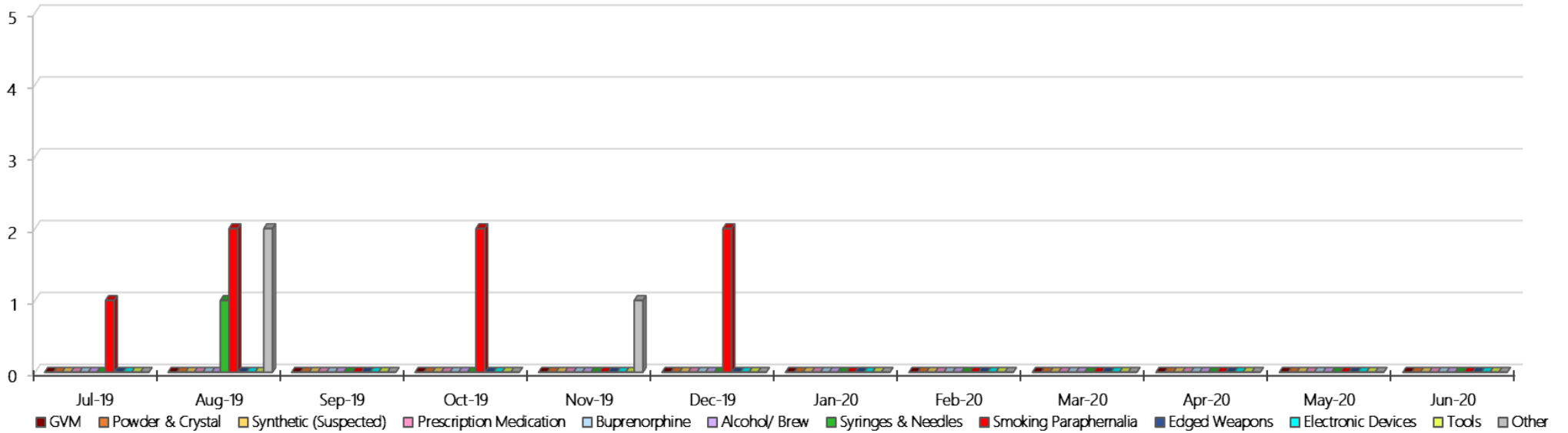
Fulham Positive Test Results by Drug Type: 2019-2020

Fulham Positive Test Results By Drug Type: 2019-2020



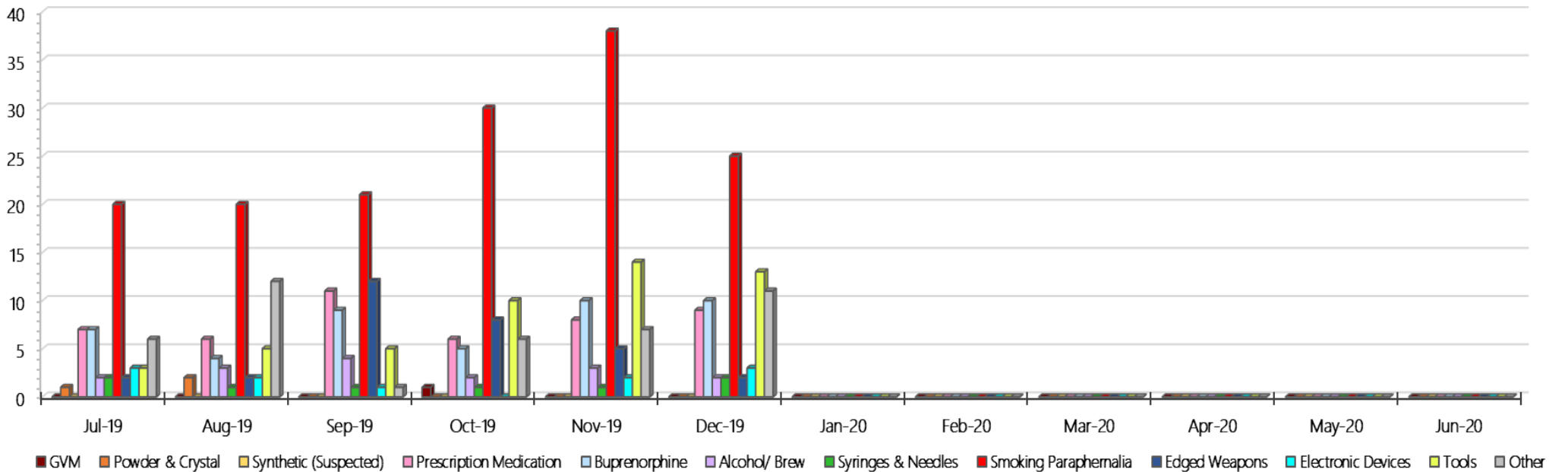
Fulham Count of Visitor Seizures Finds: 2019-2020

Fulham Count of Visitor Seizure Finds: 2019-2020



Fulham Count of Prisoner Seizure Finds: 2019-2020

Fulham Count of Prisoner Seizure Finds: 2019-2020



Hopkins Correctional Centre

Targeted and Random General Drug Test Results: 2019-2020

Hopkins	Jul-19	Aug-19	Sep-19	Oct-19	Nov-19	Dec-19	Jan-20	Feb-20	Mar-20	Apr-20	May-20	Jun-20	Average	Totals
Effective Sample - Targeted	22	7	13	16	31	28							20	117
Targeted Positives	2	1	0	2	6	4							3	15
Refusal	1	0	0	0	2	0							1	3
Unable	0	0	0	1	1	2							1	4
Interfered	0	0	0	0	0	0							0	0
Adulterated	0	0	0	0	0	0							0	0
Targeted % Tested Positive	13.64%	14.29%	0.00%	18.75%	29.03%	21.43%							18.80%	18.80%
Awaiting / Pending Results	0	0	0	0	0	0							0	0
Targeted Residual	0	0	0	0	0	1							0	1
Random tests collected	107	85	108	91	91	111							99	593
Tested Positive	2	1	2	5	2	1							2	13
Refusal (guilty)	0	0	0	0	0	0							0	0
Unable (not guilty)	0	0	0	1	1	0							0	2
Unable (guilty)	0	0	2	0	0	0							0	2
Interfered (guilty)	0	0	0	0	0	0							0	0
No test (valid reason)	0	0	0	0	1	4							1	5
No test (no valid reason)	0	0	0	0	0	0							0	0
Adulterated	0	0	0	0	0	0							0	0
Awaiting / Pending Results	0	0	0	0	0	0							0	0
Random Residual (PIMS URAR030)	0	0	0	0	0	0							0	0
Effective Sample - Random General	107	85	110	91	91	111							99	595
% Tested positive	1.87%	1.18%	1.82%	5.49%	2.20%	0.90%							2.24%	
% Prisoner guilty, positive equivalents	0.00%	0.00%	1.82%	0.00%	0.00%	0.00%							0.30%	
% Total prisoner fails	1.87%	1.18%	3.64%	5.49%	2.20%	0.90%							2.55%	
% No test without valid reason	0.00%	0.00%	0.00%	0.00%	0.00%	0.00%							0.00%	
Random General Benchmark 3.50%	3.50%	3.50%	3.50%	3.50%	3.50%	3.50%	3.50%	3.50%	3.50%	3.50%	3.50%	3.50%	YTD	
% Failures for SDO	1.87%	1.18%	3.64%	5.49%	2.20%	0.90%							2.52%	

Hopkins - Drugs Identified Through Testing by Drug Type: 2019-2020

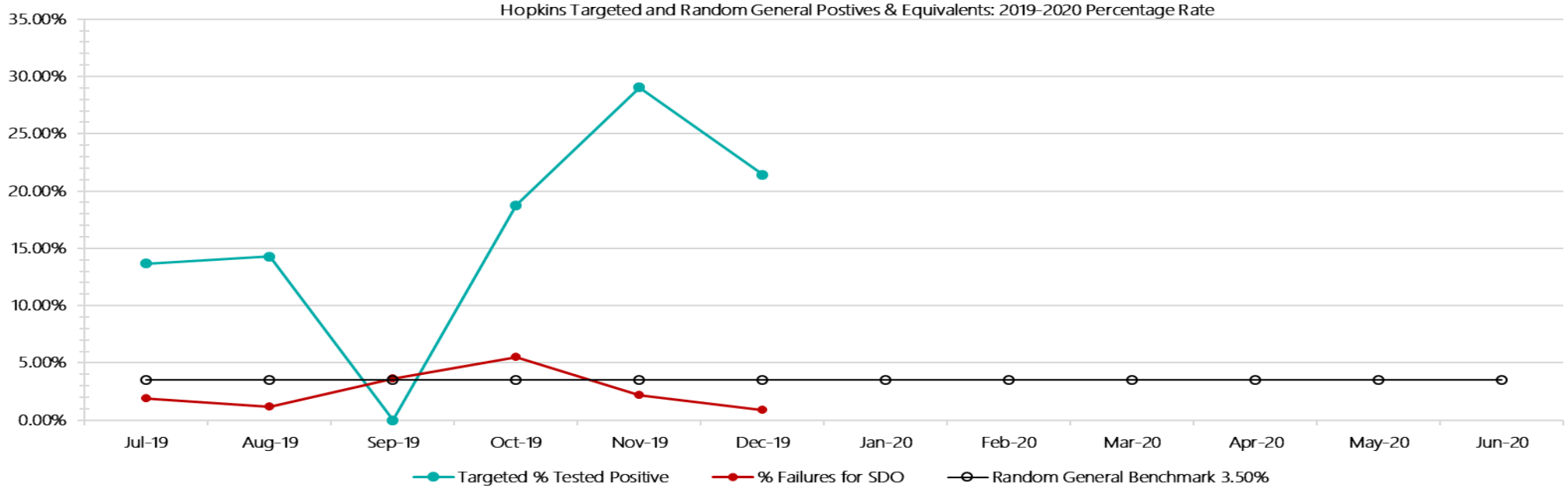
Hopkins	Amphetamines	Methamphetamines	Cocaine	Opiates	Benzodiazepines	Cannabinoids	Ethanol**	Methadone	ADP*	APS*	Steroids**	Buprenorphine	NOA*	Total
Jul-19	0	0	0	0	0	0	0	0	0	0	0	3	0	3
Aug-19	0	0	0	0	0	0	0	0	0	0	0	4	0	4
Sep-19	0	0	0	0	0	0	0	0	0	0	0	2	0	2
Oct-19	0	0	0	0	0	0	0	0	0	0	0	10	0	10
Nov-19	0	1	0	0	1	0	0	0	0	0	0	7	0	9
Dec-19	3	3	0	0	0	0	0	0	0	0	0	3	0	9
Jan-20														
Feb-20														
Mar-20														
Apr-20														
May-20														
Jun-20														
Hopkins YTD	3	4	0	0	1	0	0	0	0	0	0	29	0	37
<i>All Prisons YTD</i>	<i>105</i>	<i>173</i>	<i>1</i>	<i>25</i>	<i>24</i>	<i>21</i>	<i>16</i>	<i>22</i>	<i>30</i>	<i>11</i>	<i>0</i>	<i>1156</i>	<i>0</i>	<i>1584</i>
<i>Hopkins % of Total</i>	<i>2.86%</i>	<i>2.31%</i>	<i>0.00%</i>	<i>0.00%</i>	<i>4.17%</i>	<i>0.00%</i>	<i>0.00%</i>	<i>0.00%</i>	<i>0.00%</i>	<i>0.00%</i>	<i>0.00%</i>	<i>2.51%</i>	<i>0.00%</i>	<i>2.34%</i>

Hopkins Seizures of Contraband: Visitors & Prisoners: 2019-2020

Visitors	GVM		Powder & Crystal		Synthetic (Suspected)		Prescription Medication		Buprenorphine		Alcohol & Home Brew		Syringes & Needles		Smoking Paraphernalia		Edged Weapons		Electronic Devices		Tools		Other	
	Finds	Gms	Finds	Gms	Finds	Gms	Finds	Qty	Finds	Qty	Finds	Ltrs	Finds	Qty	Finds	Qty	Finds	Qty	Finds	Qty	Finds	Qty	Finds	Qty
Jul-19	0	0.00	0	0.00	0	0.00	0	0.00	0	0.00	0	0.000	0	0	0	0	0	0	0	0	0	0	0	0
Aug-19	0	0.00	0	0.00	0	0.00	0	0.00	0	0.00	0	0.000	0	0	0	0	0	0	0	0	0	0	0	0
Sep-19	1	1.12	0	0.00	0	0.00	0	0.00	0	0.00	0	0.000	0	0	0	0	0	0	0	0	0	0	0	0
Oct-19	0	0.00	1	1.20	0	0.00	0	0.00	0	0.00	0	0.000	0	0	1	1	0	0	0	0	0	0	0	0
Nov-19	0	0.00	0	0.00	0	0.00	0	0.00	0	0.00	0	0.000	0	0	0	0	0	0	0	0	0	0	0	0
Dec-19	0	0.00	1	0.69	0	0.00	0	0.00	0	0.00	0	0.000	0	0	1	1	0	0	0	0	0	0	0	0
Jan-20																								
Feb-20																								
Mar-20																								
Apr-20																								
May-20																								
Jun-20																								
Total	1	1.12	2	1.89	0	0.00	0	0.00	0	0.00	0	0.000	0	0	2	2	0	0	0	0	0	0	0	0

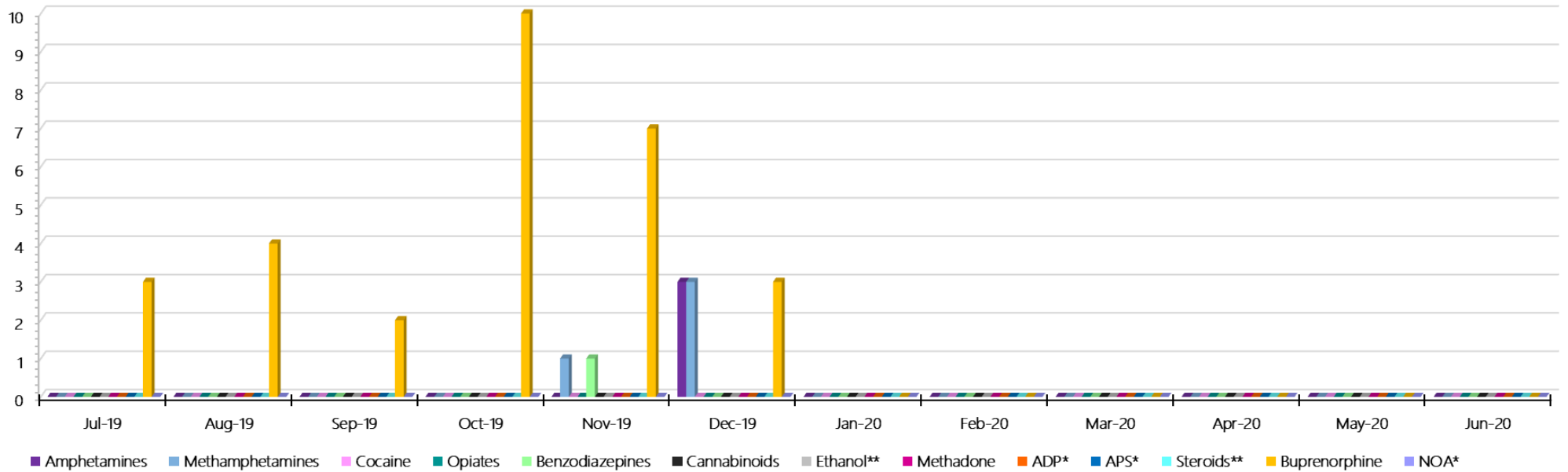
Prisoners	GVM		Powder & Crystal		Synthetic (Suspected)		Prescription Medication		Buprenorphine		Alcohol & Home Brew		Syringes & Needles		Smoking Paraphernalia		Edged Weapons		Electronic Devices		Tools		Other	
	Finds	Gms	Finds	Gms	Finds	Gms	Finds	Qty	Finds	Qty	Finds	Ltrs	Finds	Qty	Finds	Qty	Finds	Qty	Finds	Qty	Finds	Qty	Finds	Qty
Jul-19	0	0.00	0	0.00	0	0.00	0	0.00	2	0.30	0	0.000	3	3	2	10	0	0	0	0	0	0	1	1
Aug-19	0	0.00	0	0.00	0	0.00	0	0.00	9	17.00	0	0.000	1	1	9	21	2	2	0	0	0	0	0	0
Sep-19	0	0.00	0	0.00	0	0.00	0	0.00	3	0.40	0	0.000	0	0	3	3	2	2	0	0	0	0	0	0
Oct-19	0	0.00	0	0.00	0	0.00	0	0.00	1	0.30	0	0.000	0	0	3	5	1	1	1	1	1	1	2	2
Nov-19	0	0.00	0	0.00	0	0.00	2	5.50	0	0.00	0	0.000	2	2	2	4	1	1	0	0	2	6	0	0
Dec-19	0	0.00	0	0.00	0	0.00	0	0.00	0	0.00	0	0.000	1	1	1	1	1	1	0	0	0	0	0	0
Jan-20																								
Feb-20																								
Mar-20																								
Apr-20																								
May-20																								
Jun-20																								
Total	0	0.00	0	0.00	0	0.00	2	5.50	15	18.00	0	0.000	7	7	20	44	7	7	1	1	3	7	3	3

Hopkins Targeted and Random General Drug Test Positives & Equivalents: 2019-2020



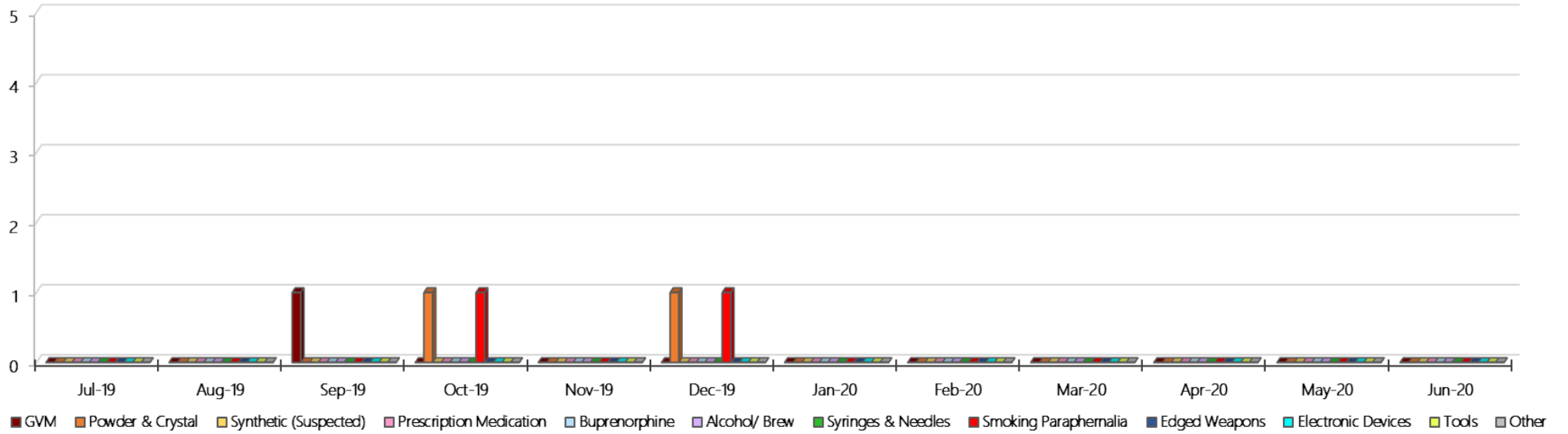
Hopkins Positive Test Results by Drug Type: 2019-2020

Hopkins Positive Test Results By Drug Type: 2019-2020



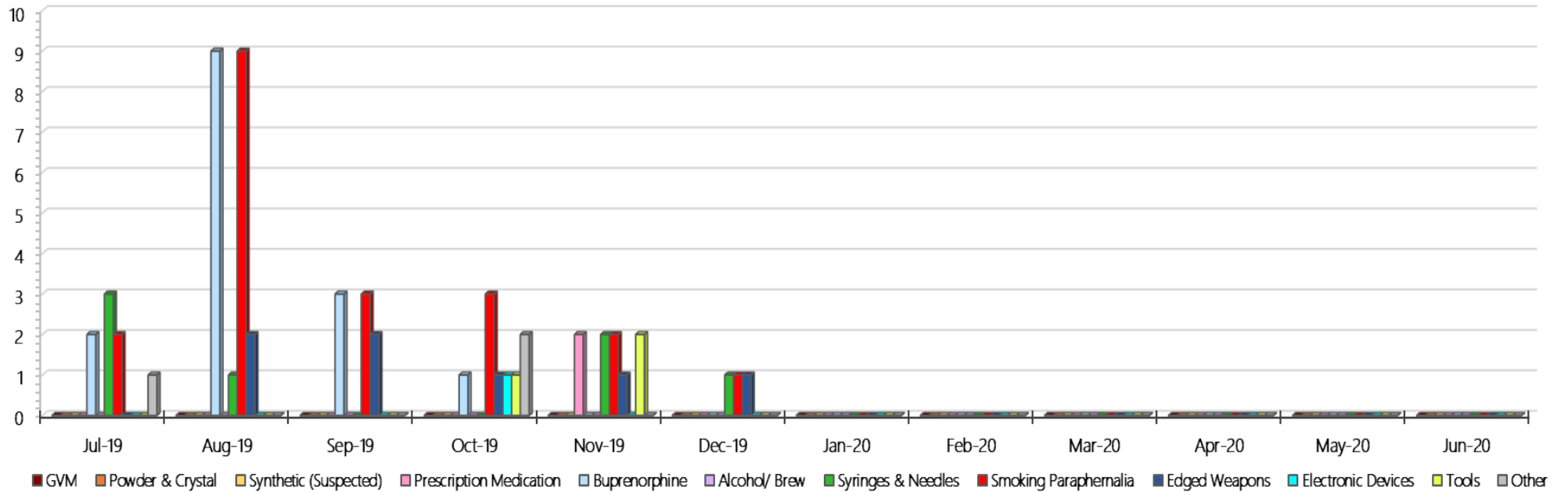
Hopkins Count of Visitor Seizure Finds: 2019-2020

Hopkins Count of Visitor Seizure Finds: 2019-2020



Hopkins Count of Prisoner Seizure Finds: 2019-2020

Hopkins Count of Prisoner Seizure Finds: 2019-2020



Karreenga (annex of Marngoneet)

Targeted and Random General Drug Test Results: 2019-2020

Karreenga	Jul-19	Aug-19	Sep-19	Oct-19	Nov-19	Dec-19	Jan-20	Feb-20	Mar-20	Apr-20	May-20	Jun-20	Average	Totals
Effective Sample - Targeted	44	41	23	34	24	27							32	193
Targeted Positives	4	3	3	3	3	0							3	16
Refusal	0	0	0	0	0	0							0	0
Unable	0	1	0	2	0	1							1	4
Interfered	1	0	0	0	0	0							0	1
Adulterated	0	0	0	0	0	0							0	0
Targeted % Tested Positive	11.36%	9.76%	13.04%	14.71%	12.50%	3.70%							10.88%	10.88%
Awaiting / Pending Results	0	0	0	0	0	0							0	0
Targeted Residual	0	1	0	0	0	0							0	1
Random tests collected	42	34	43	36	36	40							39	231
Tested Positive	0	2	0	0	0	1							1	3
Refusal (guilty)	0	0	0	0	0	0							0	0
Unable (not guilty)	0	0	0	0	0	0							0	0
Unable (guilty)	2	1	0	0	0	0							1	3
Interfered (guilty)	0	0	0	0	0	0							0	0
No test (valid reason)	1	1	2	0	0	3							1	7
No test (no valid reason)	0	0	0	0	0	0							0	0
Adulterated	0	0	0	0	0	0							0	0
Awaiting / Pending Results	0	0	0	0	0	0							0	0
Random Residual (PIMS URAR030)	0	0	0	0	0	0							0	0
Effective Sample - Random General	44	35	43	36	36	40							39	234
% Tested positive	0.00%	5.71%	0.00%	0.00%	0.00%	2.50%							1.37%	
% Prisoner guilty, positive equivalents	4.55%	2.86%	0.00%	0.00%	0.00%	0.00%							1.23%	
% Total prisoner fails	4.55%	8.57%	0.00%	0.00%	0.00%	2.50%							2.60%	
% No test without valid reason	0.00%	0.00%	0.00%	0.00%	0.00%	0.00%							0.00%	
Random General Benchmark 3.50%	3.50%	3.50%	3.50%	3.50%	3.50%	3.50%	3.50%	3.50%	3.50%	3.50%	3.50%	3.50%	YTD	
% Failures for SDO	4.55%	8.57%	0.00%	0.00%	0.00%	2.50%							2.56%	

Karreenga - Drugs Identified Through Testing by Drug Type: 2019-2020

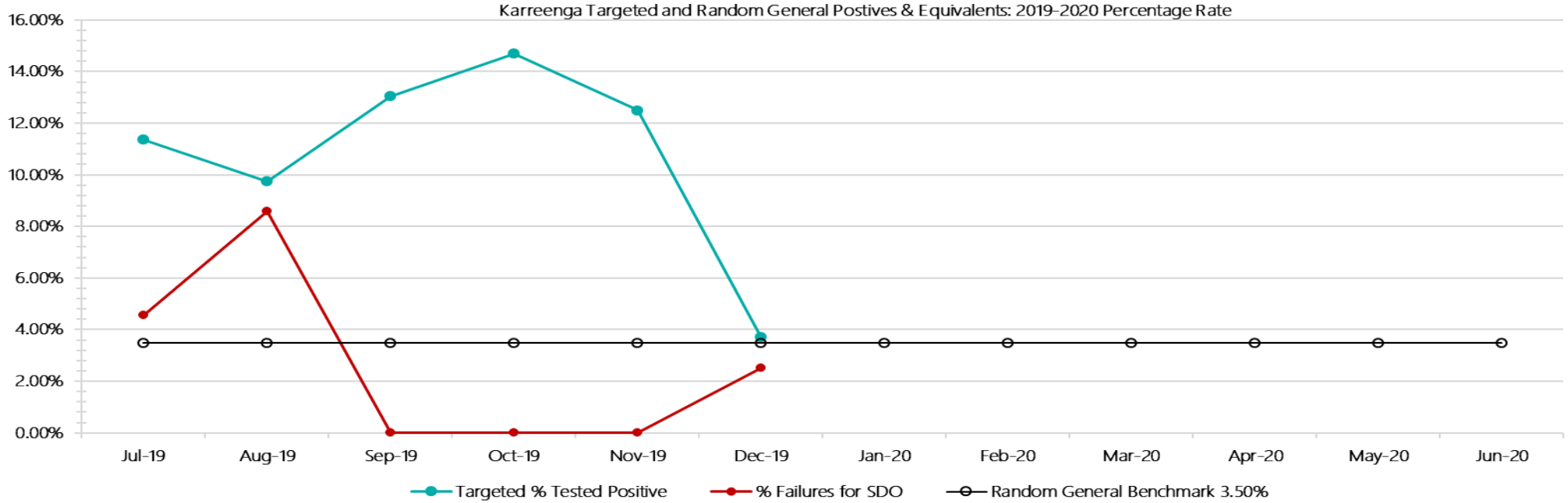
Karreenga	Amphetamines	Methamphetamines	Cocaine	Opiates	Benzodiazepines	Cannabinoids	Ethanol**	Methodone	ADP*	APS*	Steroids**	Buprenorphine	NOA*	Total
Jul-19	0	0	0	0	0	0	0	0	0	0	0	7	0	7
Aug-19	0	0	0	0	0	0	0	0	0	0	0	7	0	7
Sep-19	0	0	0	0	0	0	0	0	0	0	0	4	0	4
Oct-19	0	0	0	0	0	0	0	0	0	0	0	5	0	5
Nov-19	0	0	0	0	0	0	0	0	0	0	0	4	0	4
Dec-19	0	1	0	0	0	0	0	0	0	0	0	2	0	3
Jan-20														
Feb-20														
Mar-20														
Apr-20														
May-20														
Jun-20														
Karreenga YTD	0	1	0	0	0	0	0	0	0	0	0	29	0	30
<i>All Prisons YTD</i>	<i>105</i>	<i>173</i>	<i>1</i>	<i>25</i>	<i>24</i>	<i>21</i>	<i>16</i>	<i>22</i>	<i>30</i>	<i>11</i>	<i>0</i>	<i>1156</i>	<i>0</i>	<i>1584</i>
<i>Karreenga % of Total</i>	<i>0.00%</i>	<i>0.58%</i>	<i>0.00%</i>	<i>0.00%</i>	<i>0.00%</i>	<i>0.00%</i>	<i>0.00%</i>	<i>0.00%</i>	<i>0.00%</i>	<i>0.00%</i>	<i>0.00%</i>	<i>2.51%</i>	<i>0.00%</i>	<i>1.89%</i>

Karreenga Seizures of Contraband: Visitors & Prisoners: 2019-2020

Visitors	GVM		Powder & Crystal		Synthetic (Suspected)		Prescription Medication		Buprenorphine		Alcohol & Home Brew		Syringes & Needles		Smoking Paraphernalia		Edged Weapons		Electronic Devices		Tools		Other	
	Finds	Gms	Finds	Gms	Finds	Gms	Finds	Qty	Finds	Qty	Finds	Ltrs	Finds	Qty	Finds	Qty	Finds	Qty	Finds	Qty	Finds	Qty	Finds	Qty
Karreenga																								
Jul-19	0	0.00	0	0.00	0	0.00	0	0.00	0	0.00	0	0.000	0	0	0	0	0	0	0	0	0	0	0	0
Aug-19	0	0.00	0	0.00	0	0.00	0	0.00	0	0.00	0	0.000	0	0	0	0	0	0	0	0	0	0	0	0
Sep-19	0	0.00	0	0.00	0	0.00	0	0.00	0	0.00	0	0.000	0	0	0	0	0	0	0	0	0	0	0	0
Oct-19	0	0.00	1	1.20	0	0.00	0	0.00	0	0.00	0	0.000	0	0	1	1	0	0	0	0	0	0	0	0
Nov-19	0	0.00	0	0.00	0	0.00	0	0.00	0	0.00	0	0.000	0	0	0	0	0	0	0	0	0	0	0	0
Dec-19	0	0.00	0	0.00	0	0.00	0	0.00	0	0.00	0	0.000	0	0	0	0	0	0	0	0	0	0	0	0
Jan-20																								
Feb-20																								
Mar-20																								
Apr-20																								
May-20																								
Jun-20																								
Total	0	0.00	1	1.20	0	0.00	0	0.00	0	0.00	0	0.000	0	0	1	1	0	0	0	0	0	0	0	0

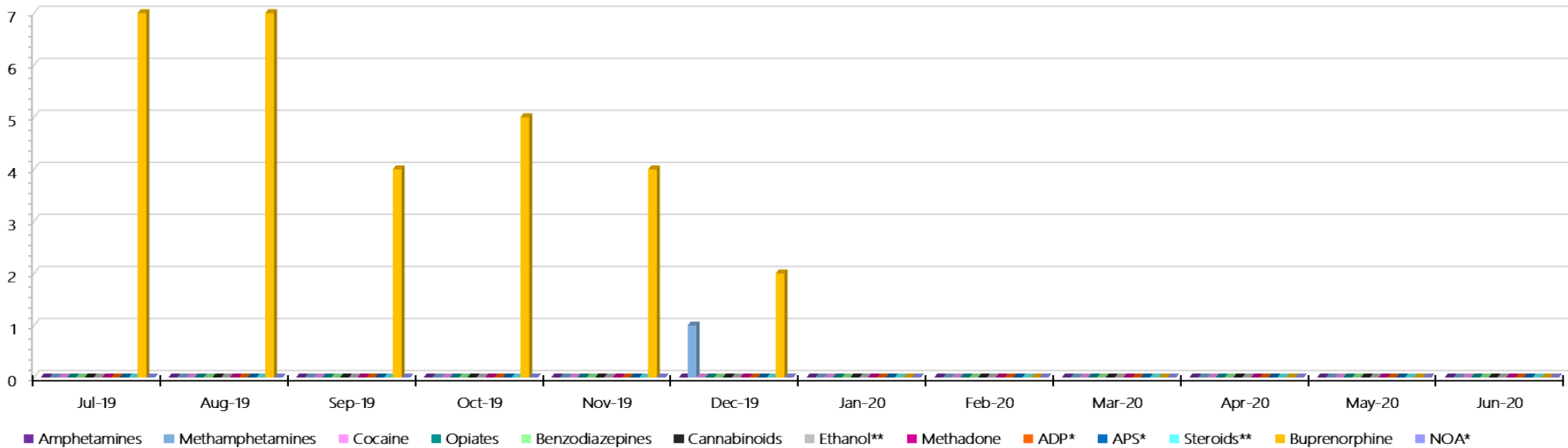
Prisoners	GVM		Powder & Crystal		Synthetic (Suspected)		Prescription Medication		Buprenorphine		Alcohol & Home Brew		Syringes & Needles		Smoking Paraphernalia		Edged Weapons		Electronic Devices		Tools		Other	
	Finds	Gms	Finds	Gms	Finds	Gms	Finds	Qty	Finds	Qty	Finds	Ltrs	Finds	Qty	Finds	Qty	Finds	Qty	Finds	Qty	Finds	Qty	Finds	Qty
Karreenga																								
Jul-19	0	0.00	0	0.00	0	0.00	5	20.00	1	1.00	0	0.000	1	1	1	1	0	0	0	0	0	0	5	15
Aug-19	0	0.00	1	0.10	0	0.00	1	1.00	1	0.10	0	0.000	1	1	2	4	3	3	0	0	1	1	2	6
Sep-19	0	0.00	0	0.00	0	0.00	1	1.00	2	0.20	1	1.000	1	1	1	2	0	0	0	0	0	0	1	1
Oct-19	0	0.00	0	0.00	0	0.00	1	27.00	3	1.00	1	5.000	0	0	0	0	1	1	0	0	0	0	1	1
Nov-19	0	0.00	1	3.80	0	0.00	5	18.00	2	0.20	1	4.000	1	1	0	0	1	1	0	0	0	0	2	6
Dec-19	0	0.00	0	0.00	0	0.00	0	0.00	1	0.10	1	2.000	1	1	1	1	2	4	0	0	1	1	1	1
Jan-20																								
Feb-20																								
Mar-20																								
Apr-20																								
May-20																								
Jun-20																								
Total	0	0.00	2	3.90	0	0.00	13	67.00	10	2.60	4	12.000	5	5	5	8	7	9	0	0	2	2	12	30

Karreenga Targeted and Random General Drug Test Positives & Equivalents: 2019-2020



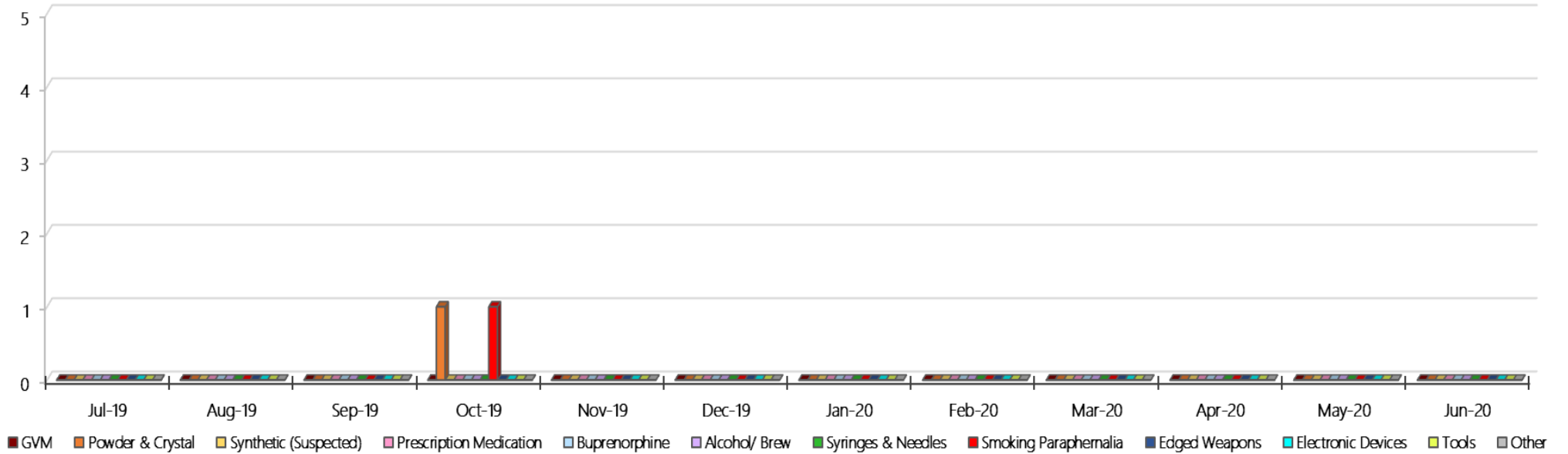
Karreenga Positive Test Results by Drug Type: 2019-2020

Karreenga Positive Test Results By Drug Type: 2019-2020



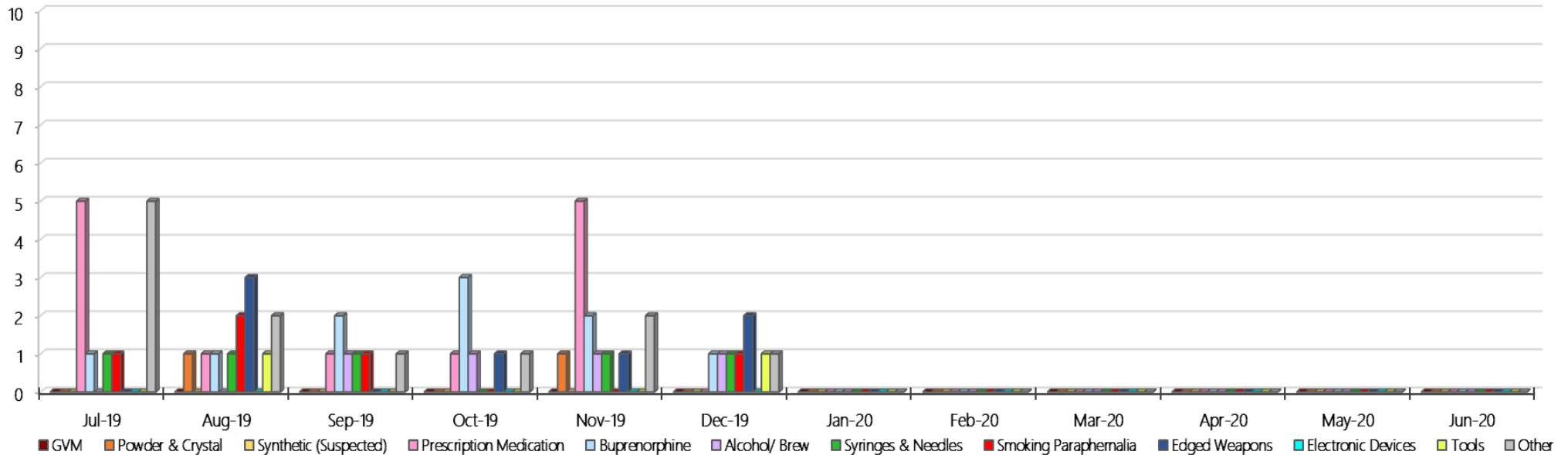
Karreenga Count of Visitor Seizure Finds: 2019-2020

Karreenga Count of Visitor Seizure Finds: 2019-2020



Karreenga Count of Prisoner Seizure: 2019-2020

Karreenga Count of Prisoner Seizure Finds: 2019-2020



Marngoneet Correctional Centre

Targeted and Random General Drug Test Results: 2019-2020

Marngoneet	Jul-19	Aug-19	Sep-19	Oct-19	Nov-19	Dec-19	Jan-20	Feb-20	Mar-20	Apr-20	May-20	Jun-20	Average	Totals
Effective Sample - Targeted	105	65	67	109	107	100							92	553
Targeted Positives	1	2	9	19	12	17							10	60
Refusal	1	1	0	1	0	1							1	4
Unable	1	0	0	4	3	6							2	14
Interfered	0	0	0	0	0	0							0	0
Adulterated	0	0	0	0	0	0							0	0
Targeted % Tested Positive	2.86%	4.62%	13.43%	22.02%	14.02%	24.00%							14.10%	14.10%
Awaiting / Pending Results	0	0	0	0	0	0							0	0
Targeted Residual	0	1	0	0	0	2							1	3
Random tests collected	76	61	76	59	63	76							69	411
Tested Positive	1	2	3	4	3	4							3	17
Refusal (guilty)	1	0	1	0	0	0							0	2
Unable (not guilty)	0	0	0	0	0	0							0	0
Unable (guilty)	1	3	2	2	0	0							1	8
Interfered (guilty)	0	0	0	0	0	0							0	0
No test (valid reason)	2	1	1	2	1	4							2	11
No test (no valid reason)	0	0	0	0	0	0							0	0
Adulterated	0	0	0	1	0	0							0	1
Awaiting / Pending Results	0	0	0	0	0	0							0	0
Random Residual (PIMS URAR030)	0	0	1	0	0	0							0.166667	1
Effective Sample - Random General	78	64	79	61	63	76							70	421
% Tested positive	1.28%	3.13%	3.80%	6.56%	4.76%	5.26%							4.13%	
% Prisoner guilty, positive equivalents	2.56%	4.69%	3.80%	4.92%	0.00%	0.00%							2.66%	
% Total prisoner fails	3.85%	7.81%	7.59%	9.84%	4.76%	5.26%							6.52%	
% No test without valid reason	0.00%	0.00%	0.00%	0.00%	0.00%	0.00%							0.00%	
Random General Benchmark 6.50%	6.50%	6.50%	6.50%	6.50%	6.50%	6.50%	6.50%	6.50%	6.50%	6.50%	6.50%	6.50%	YTD	
% Failures for SDO	3.85%	7.81%	7.59%	11.48%	4.76%	5.26%							6.65%	

Marngoneet - Drugs Identified Through Testing by Drug Type: 2019-2020

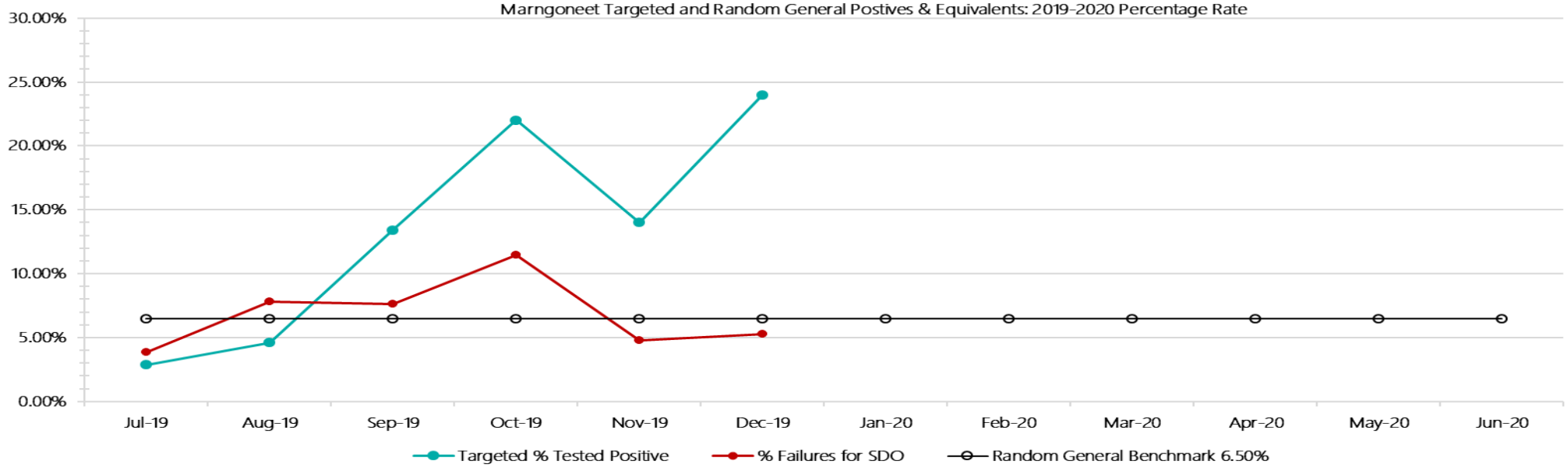
Marngoneet	Amphetamines	Methamphetamines	Cocaine	Opiates	Benzodiazepines	Cannabinoids	Ethanol**	Methadone	ADP*	APS*	Steroids**	Buprenorphine	NOA*	Total
Jul-19	0	1	0	0	0	1	2	0	0	0	0	6	0	10
Aug-19	0	0	0	0	0	1	0	1	0	0	0	15	0	17
Sep-19	4	5	0	0	0	0	2	0	0	0	0	18	0	29
Oct-19	4	6	0	0	0	0	0	0	1	0	0	31	0	42
Nov-19	1	1	0	0	2	0	6	6	0	0	0	23	0	39
Dec-19	1	1	0	0	0	1	0	0	0	0	0	32	0	35
Jan-20														
Feb-20														
Mar-20														
Apr-20														
May-20														
Jun-20														
Marngoneet YTD	10	14	0	0	2	3	10	7	1	0	0	125	0	172
<i>All Prisons YTD</i>	<i>105</i>	<i>173</i>	<i>1</i>	<i>25</i>	<i>24</i>	<i>21</i>	<i>16</i>	<i>22</i>	<i>30</i>	<i>11</i>	<i>0</i>	<i>1156</i>	<i>0</i>	<i>1584</i>
<i>Marngoneet % of Total</i>	<i>9.52%</i>	<i>8.09%</i>	<i>0.00%</i>	<i>0.00%</i>	<i>8.33%</i>	<i>14.29%</i>	<i>62.50%</i>	<i>31.82%</i>	<i>3.33%</i>	<i>0.00%</i>	<i>0.00%</i>	<i>10.81%</i>	<i>0.00%</i>	<i>10.86%</i>

Marngoneet Seizures of Contraband: Visitors & Prisoners: 2019-2020

Visitors	GVM		Powder & Crystal		Synthetic (Suspected)		Prescription Medication		Buprenorphine		Alcohol & Home Brew		Syringes & Needles		Smoking Paraphernalia		Edged Weapons		Electronic Devices		Tools		Other	
	MCC	Finds	Gms	Finds	Gms	Finds	Gms	Finds	Qty	Finds	Qty	Finds	Ltrs	Finds	Qty	Finds	Qty	Finds	Qty	Finds	Qty	Finds	Qty	Finds
Jul-19	0	0.00	0	0.00	0	0.00	0	0.00	0	0.00	0	0.000	0	0	1	1	0	0	0	0	0	0	1	2
Aug-19	0	0.00	0	0.00	0	0.00	0	0.00	0	0.00	0	0.000	0	0	0	0	0	0	0	0	0	0	0	0
Sep-19	0	0.00	0	0.00	0	0.00	0	0.00	0	0.00	0	0.000	0	0	0	0	0	0	0	0	0	0	0	0
Oct-19	0	0.00	0	0.00	0	0.00	0	0.00	0	0.00	0	0.000	0	0	0	0	0	0	0	0	0	0	0	0
Nov-19	0	0.00	0	0.00	0	0.00	0	0.00	0	0.00	0	0.000	0	0	1	3	0	0	0	0	0	0	0	0
Dec-19	0	0.00	0	0.00	0	0.00	0	0.00	0	0.00	0	0.000	0	0	1	2	1	1	0	0	0	0	1	2
Jan-20																								
Feb-20																								
Mar-20																								
Apr-20																								
May-20																								
Jun-20																								
Total	0	0.00	0	0.00	0	0.00	0	0.00	0	0.00	0	0.000	0	0	3	6	1	1	0	0	0	0	2	4

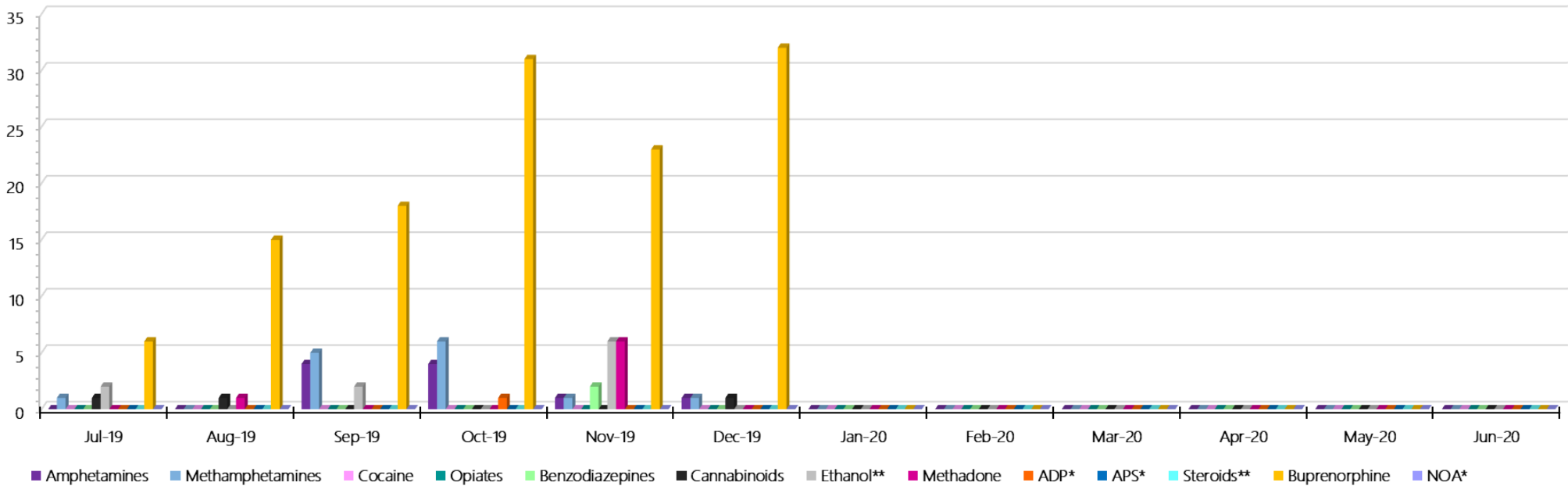
Prisoners	GVM		Powder & Crystal		Synthetic (Suspected)		Prescription Medication		Buprenorphine		Alcohol & Home Brew		Syringes & Needles		Smoking Paraphernalia		Edged Weapons		Electronic Devices		Tools		Other	
	MCC	Finds	Gms	Finds	Gms	Finds	Gms	Finds	Qty	Finds	Qty	Finds	Ltrs	Finds	Qty	Finds	Qty	Finds	Qty	Finds	Qty	Finds	Qty	Finds
Jul-19	0	0.00	0	0.00	0	0.00	7	10.50	5	2.40	6	68.000	0	0	1	1	1	1	2	2	0	0	6	11
Aug-19	0	0.00	0	0.00	0	0.00	2	2.50	5	11.10	4	12.000	1	1	2	7	1	1	1	1	1	1	2	8
Sep-19	0	0.00	2	4.40	0	0.00	3	3.00	4	109.50	4	11.250	2	2	2	5	2	2	1	1	0	0	3	3
Oct-19	0	0.00	3	20.06	0	0.00	6	137.50	8	42.10	5	47.000	1	2	0	0	1	1	0	0	0	0	2	5
Nov-19	0	0.00	0	0.00	0	0.00	4	5.50	4	24.10	1	2.000	0	0	3	4	1	2	1	1	3	3	7	7
Dec-19	1	1.88	1	0.01	0	0.00	5	20.00	8	29.40	3	10.000	2	5	2	2	4	6	0	0	1	1	5	7
Jan-20																								
Feb-20																								
Mar-20																								
Apr-20																								
May-20																								
Jun-20																								
Total	1	1.88	6	24.47	0	0.00	27	179.00	34	218.60	23	150.25	6	10	10	19	10	13	5	5	5	5	25	41

Marngoneet Targeted and Random General Drug Test Positives & Equivalents: 2019-2020



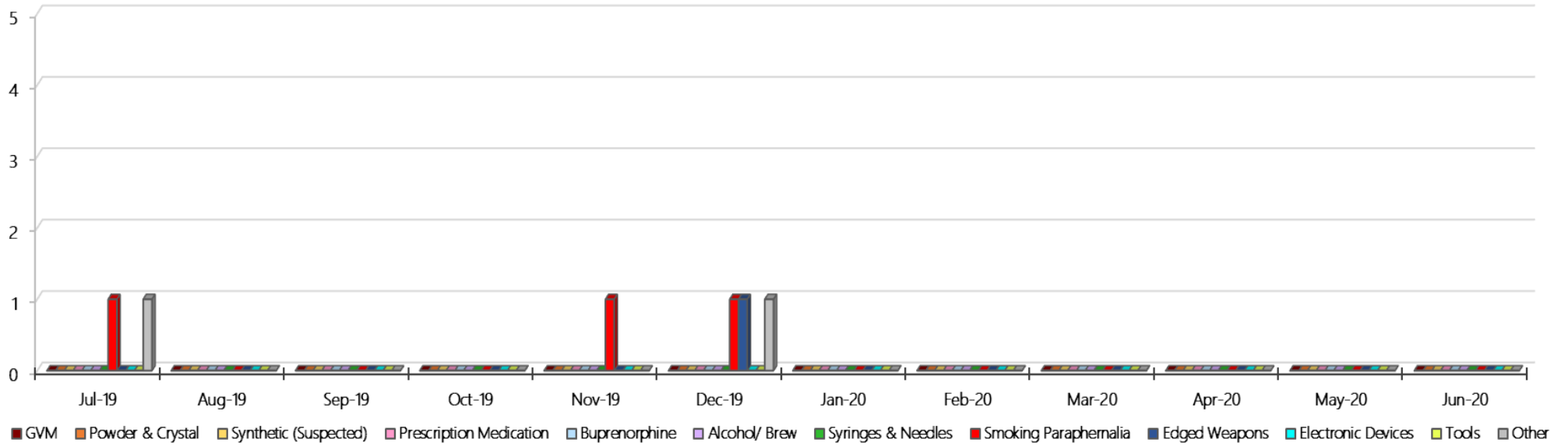
Marngoneet Positive Test Results by Drug Type: 2019-2020

Marngoneet Positive Test Results By Drug Type: 2019-2020



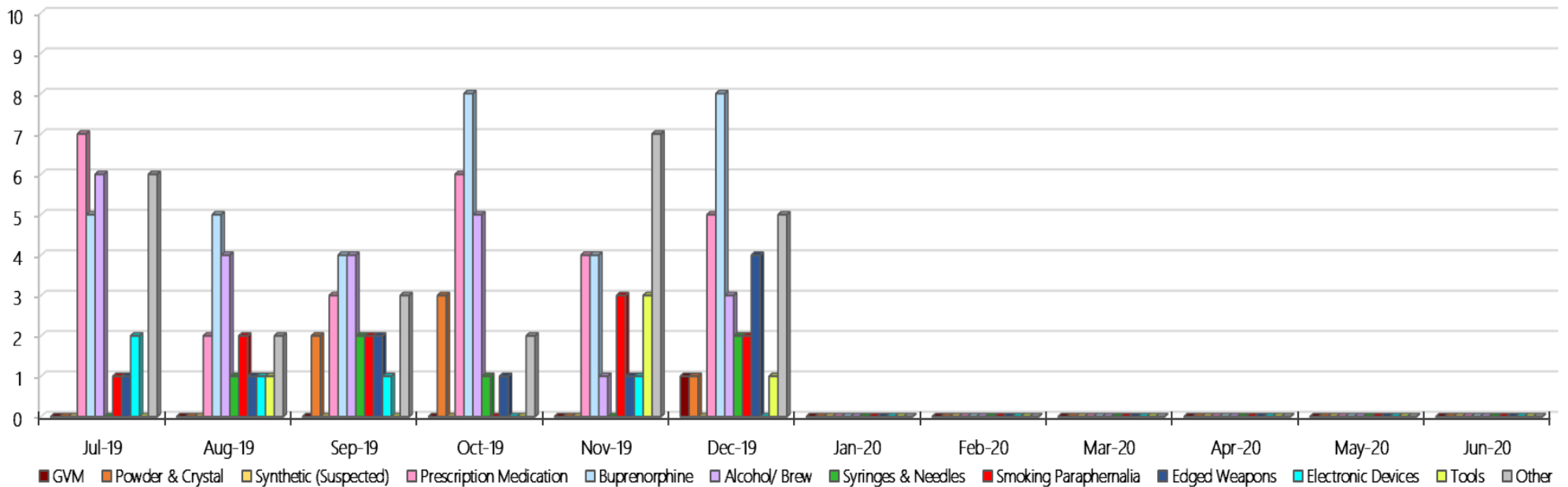
Marngoneet Count of Visitor Seizure Finds: 2019-2020

Marngoneet Count of Visitor Seizure Finds: 2019-2020



Marngoneet Count of Prisoner Seizure Finds: 2019-2020

Marngoneet Count of Prisoner Seizure Finds: 2019-2020



Loddon Prison

Targeted and Random General Drug Test Results: 2019-2020

Loddon	Jul-19	Aug-19	Sep-19	Oct-19	Nov-19	Dec-19	Jan-20	Feb-20	Mar-20	Apr-20	May-20	Jun-20	Average	Totals
Effective Sample - Targeted	82	73	72	65	59	72							71	423
Targeted Positives	8	5	12	3	6	6							7	40
Refusal	0	0	0	0	1	0							0	1
Unable	0	0	0	0	0	2							0	2
Interfered	0	0	0	0	0	0							0	0
Adulterated	1	0	0	0	0	0							0	1
Targeted % Tested Positive	10.98%	6.85%	16.67%	4.62%	11.86%	11.11%							10.40%	10.40%
Awaiting / Pending Results	0	0	0	0	0	1							0	1
Targeted Residual	6	4	2	0	0	1							2	13
Random tests collected	60	48	60	49	47	58							54	322
Tested Positive	5	3	6	3	3	3							4	23
Refusal (guilty)	0	0	0	0	0	0							0	0
Unable (not guilty)	0	0	0	0	0	0							0	0
Unable (guilty)	0	0	0	0	0	1							0	1
Interfered (guilty)	0	0	0	0	0	0							0	0
No test (valid reason)	2	0	2	0	1	1							1	6
No test (no valid reason)	0	0	0	0	0	0							0	0
Adulterated	0	0	0	0	0	0							0	0
Awaiting / Pending Results	0	0	0	0	0	0							0	0
Random Residual (PIMS URAR030)	0	0	0	0	0	0							0	0
Effective Sample - Random General	60	48	60	49	47	59							54	323
% Tested positive	8.33%	6.25%	10.00%	6.12%	6.38%	5.08%							7.03%	
% Prisoner guilty, positive equivalents	0.00%	0.00%	0.00%	0.00%	0.00%	1.69%							0.28%	
% Total prisoner fails	8.33%	6.25%	10.00%	6.12%	6.38%	6.78%							7.31%	
% No test without valid reason	0.00%	0.00%	0.00%	0.00%	0.00%	0.00%							0.00%	
Random General Benchmark 5.00%	5.00%	5.00%	5.00%	5.00%	5.00%	5.00%	5.00%	5.00%	5.00%	5.00%	5.00%	5.00%	YTD	
% Failures for SDO	8.33%	6.25%	10.00%	6.12%	6.38%	6.78%							7.43%	

Loddon - Drugs Identified Through Testing by Drug Type: 2019-2020

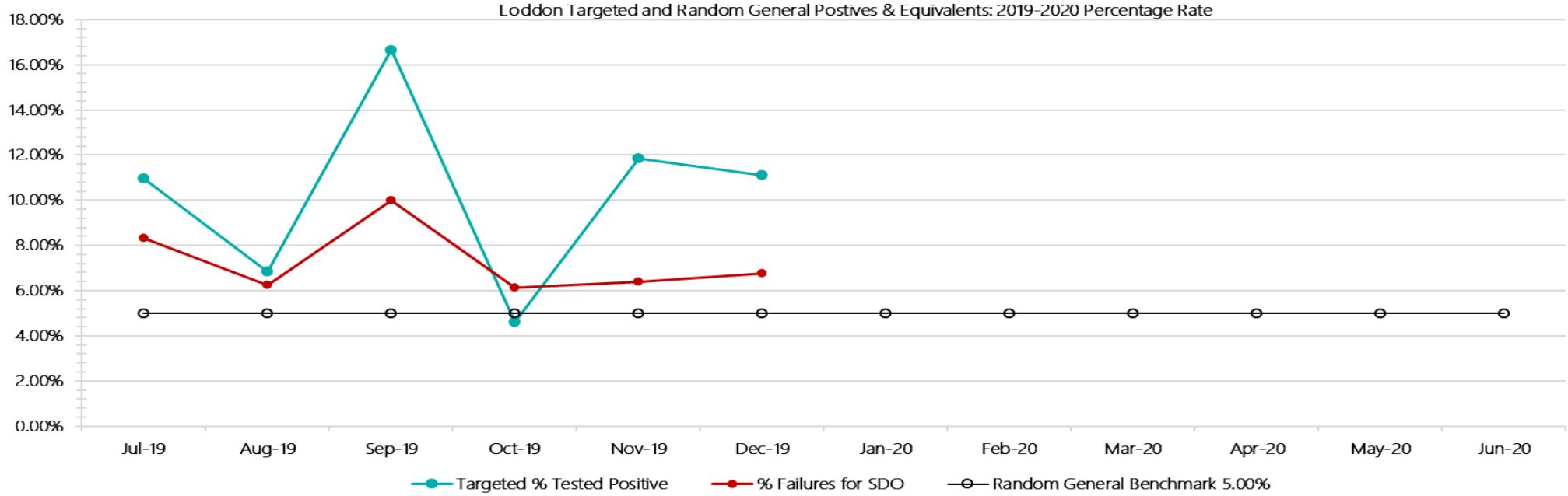
Loddon	Amphetamines	Methamphetamines	Cocaine	Opiates	Benzodiazepines	Cannabinoids	Ethanol**	Methodone	ADP*	APS*	Steroids**	Buprenorphine	NOA*	Total
Jul-19	2	3	0	0	0	0	0	0	0	0	0	19	0	24
Aug-19	0	0	0	0	0	0	0	0	0	0	0	15	0	15
Sep-19	1	0	0	0	0	0	0	0	0	0	0	21	0	22
Oct-19	0	0	0	1	0	0	0	0	0	0	0	10	0	11
Nov-19	0	0	0	0	0	0	0	0	0	0	0	14	0	14
Dec-19	0	0	0	0	0	0	5	0	0	0	0	16	0	21
Jan-20														
Feb-20														
Mar-20														
Apr-20														
May-20														
Jun-20														
Loddon YTD	3	3	0	1	0	0	5	0	0	0	0	95	0	107
All Prisons YTD	105	173	1	25	24	21	16	22	30	11	0	1156	0	1584
Loddon % of Total	2.86%	1.73%	0.00%	4.00%	0.00%	0.00%	31.25%	0.00%	0.00%	0.00%	0.00%	8.22%	0.00%	6.76%

Loddon Seizures of Contraband: Visitors & Prisoners: 2019-2020

Visitors	GVM		Powder & Crystal		Synthetic (Suspected)		Prescription Medication		Buprenorphine		Alcohol & Home Brew		Syringes & Needles		Smoking Paraphernalia		Edged Weapons		Electronic Devices		Tools		Other	
	Finds	Gms	Finds	Gms	Finds	Gms	Finds	Qty	Finds	Qty	Finds	Ltrs	Finds	Qty	Finds	Qty	Finds	Qty	Finds	Qty	Finds	Qty	Finds	Qty
Loddon																								
Jul-19	0	0.00	0	0.00	0	0.00	0	0.00	0	0.00	0	0.000	0	0	0	0	0	0	0	0	0	0	0	0
Aug-19	0	0.00	0	0.00	0	0.00	0	0.00	0	0.00	0	0.000	0	0	0	0	0	0	0	0	0	0	0	0
Sep-19	0	0.00	1	1.30	0	0.00	0	0.00	0	0.00	0	0.000	0	0	0	0	0	0	0	0	0	0	0	0
Oct-19	0	0.00	0	0.00	0	0.00	0	0.00	0	0.00	0	0.000	0	0	1	6	0	0	0	0	0	0	0	0
Nov-19	0	0.00	0	0.00	0	0.00	0	0.00	2	89.50	0	0.000	0	0	2	30	0	0	0	0	0	0	0	0
Dec-19	1	1.00	0	0.00	0	0.00	0	0.00	0	0.00	0	0.000	0	0	0	0	0	0	0	0	0	0	0	0
Jan-20																								
Feb-20																								
Mar-20																								
Apr-20																								
May-20																								
Jun-20																								
Total	1	1.00	1	1.30	0	0.00	0	0.00	2	89.50	0	0.000	0	0	3	36	0	0	0	0	0	0	0	0

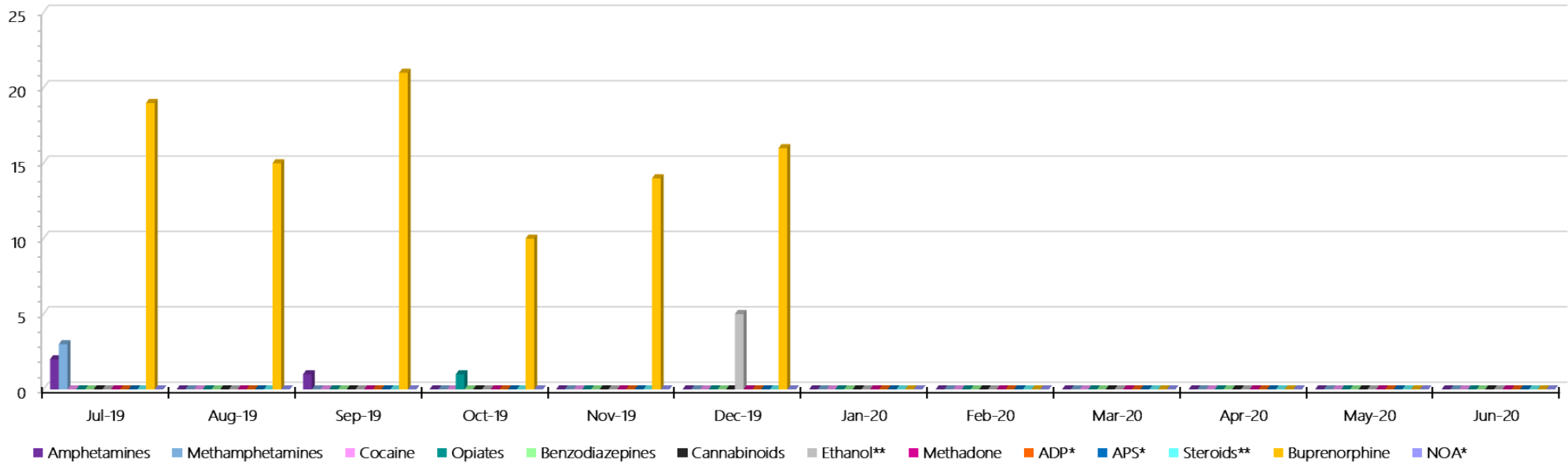
Prisoners	GVM		Powder & Crystal		Synthetic (Suspected)		Prescription Medication		Buprenorphine		Alcohol & Home Brew		Syringes & Needles		Smoking Paraphernalia		Edged Weapons		Electronic Devices		Tools		Other	
	Finds	Gms	Finds	Gms	Finds	Gms	Finds	Qty	Finds	Qty	Finds	Ltrs	Finds	Qty	Finds	Qty	Finds	Qty	Finds	Qty	Finds	Qty	Finds	Qty
Loddon																								
Jul-19	0	0.00	0	0.00	0	0.00	2	39.00	8	9.60	0	0.000	0	0	3	5	2	2	0	0	1	2	2	4
Aug-19	0	0.00	2	5.00	0	0.00	0	0.00	7	162.00	4	6.000	1	1	4	4	0	0	1	1	1	5	2	19
Sep-19	1	7.20	0	0.00	0	0.00	1	1.00	3	9.30	1	2.000	0	0	5	10	1	1	0	0	0	0	0	0
Oct-19	0	0.00	0	0.00	0	0.00	0	0.00	1	0.00	2	8.000	0	0	2	2	3	4	1	1	0	0	0	0
Nov-19	0	0.00	0	0.00	0	0.00	1	28.00	2	0.00	1	8.000	0	0	1	2	2	3	0	0	0	0	0	0
Dec-19	0	0.00	0	0.00	0	0.00	1	1.00	2	0.00	3	6.000	0	0	2	3	7	7	1	1	0	0	1	1
Jan-20																								
Feb-20																								
Mar-20																								
Apr-20																								
May-20																								
Jun-20																								
Total	1	7.20	2	5.00	0	0.00	5	69.00	23	180.90	11	30.000	1	1	17	26	15	17	3	3	2	7	5	24

Loddon Targeted and Random General Drug Test Positives & Equivalents: 2019-2020



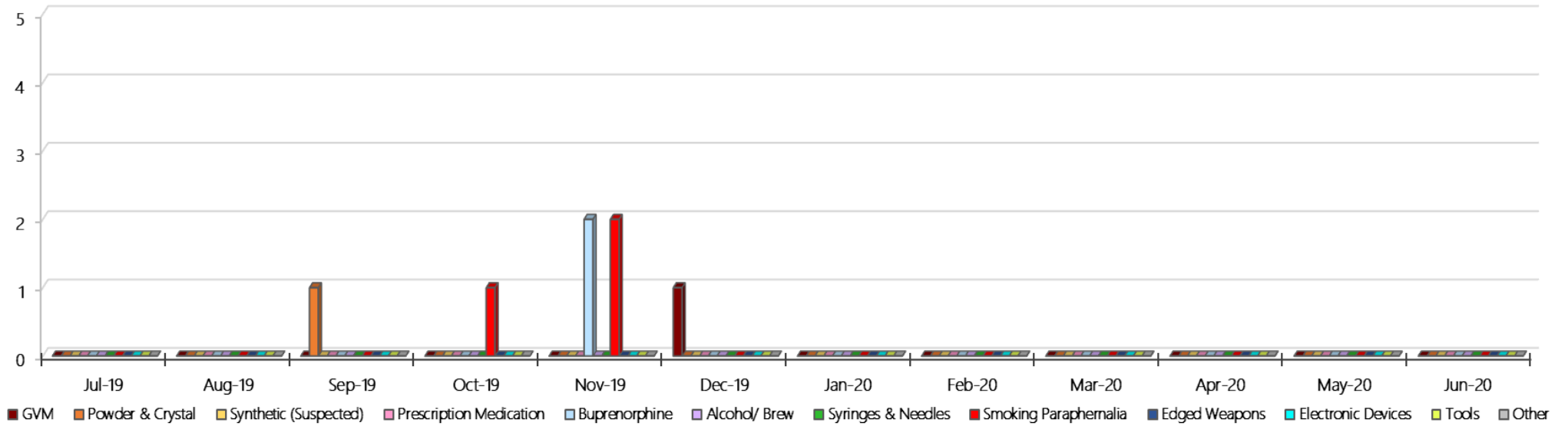
Loddon Positive Test Results by Drug Type: 2019-2020

Loddon Positive Test Results By Drug Type: 2019-2020



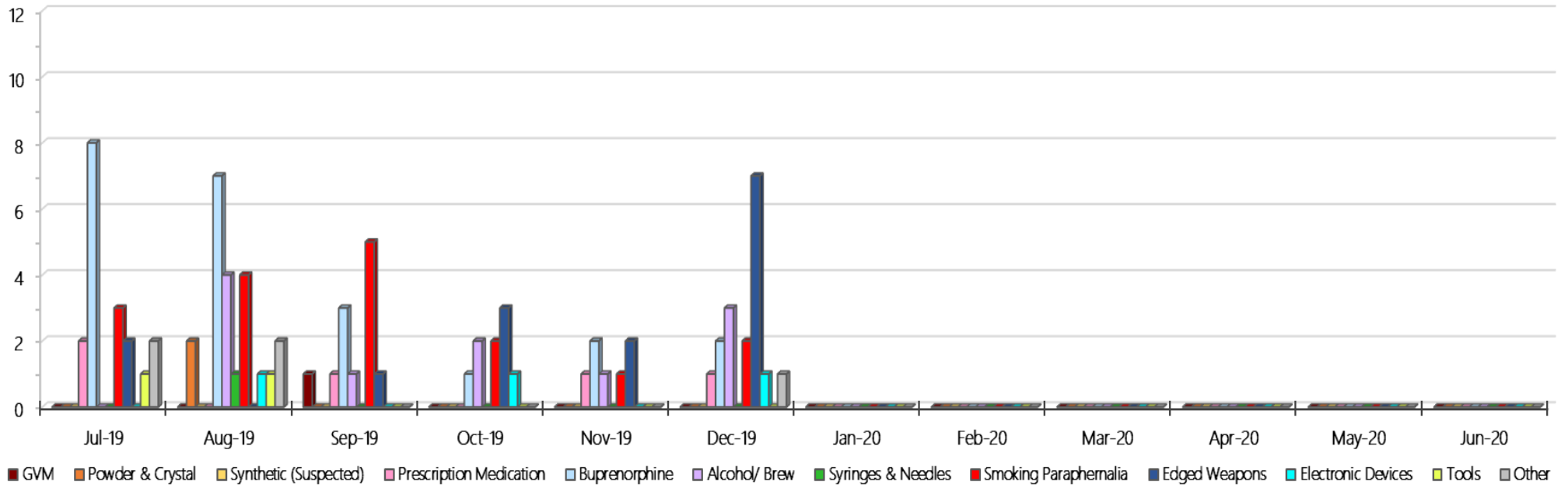
Loddon Count of Visitor Seizure Finds: 2019-2020

Loddon Count of Visitor Seizure Finds: 2019-2020



Loddon Count of Prisoner Seizure Finds: 2019-2020

Loddon Count of Prisoner Seizure Finds: 2019-2020



Middleton (annex of Loddon)
Targeted and Random General Drug Test Results: 2019-2020

Middleton	Jul-19	Aug-19	Sep-19	Oct-19	Nov-19	Dec-19	Jan-20	Feb-20	Mar-20	Apr-20	May-20	Jun-20	Average	Totals
Effective Sample - Targeted	36	43	54	49	50	51							47	283
Targeted Positives	2	5	3	2	4	2							3	18
Refusal	0	0	0	0	0	0							0	0
Unable	0	1	0	1	0	0							0	2
Interfered	0	0	0	0	0	1							0	1
Adulterated	0	0	0	0	0	0							0	0
Targeted % Tested Positive	5.56%	13.95%	5.56%	6.12%	8.00%	5.88%							7.42%	7.42%
Awaiting / Pending Results	0	0	0	0	0	0							0	0
Targeted Residual	0	0	0	1	0	0							0	1
Random tests collected	39	32	38	27	30	36							34	202
Tested Positive	0	1	1	0	0	0							0	2
Refusal (guilty)	0	0	0	0	0	0							0	0
Unable (not guilty)	0	0	0	0	0	0							0	0
Unable (guilty)	0	0	0	0	0	0							0	0
Interfered (guilty)	0	0	0	0	0	0							0	0
No test (valid reason)	1	0	2	1	0	1							1	5
No test (no valid reason)	0	0	0	0	0	0							0	0
Adulterated	0	0	0	0	0	0							0	0
Awaiting / Pending Results	0	0	0	0	0	0							0	0
Random Residual (PIMS URAR030)	0	0	0	0	0	0							0	0
Effective Sample - Random General	39	32	38	27	30	36							34	202
% Tested positive	0.00%	3.13%	2.63%	0.00%	0.00%	0.00%							0.96%	
% Prisoner guilty, positive equivalents	0.00%	0.00%	0.00%	0.00%	0.00%	0.00%							0.00%	
% Total prisoner fails	0.00%	3.13%	2.63%	0.00%	0.00%	0.00%							0.96%	
% No test without valid reason	0.00%	0.00%	0.00%	0.00%	0.00%	0.00%							0.00%	
Random General Benchmark 4.00%	4.00%	4.00%	4.00%	4.00%	4.00%	4.00%	4.00%	4.00%	4.00%	4.00%	4.00%	4.00%	YTD	
% Failures for SDO	0.00%	3.13%	2.63%	0.00%	0.00%	0.00%							0.99%	

Middleton - Drugs Identified Through Testing by Drug Type: 2019-2020

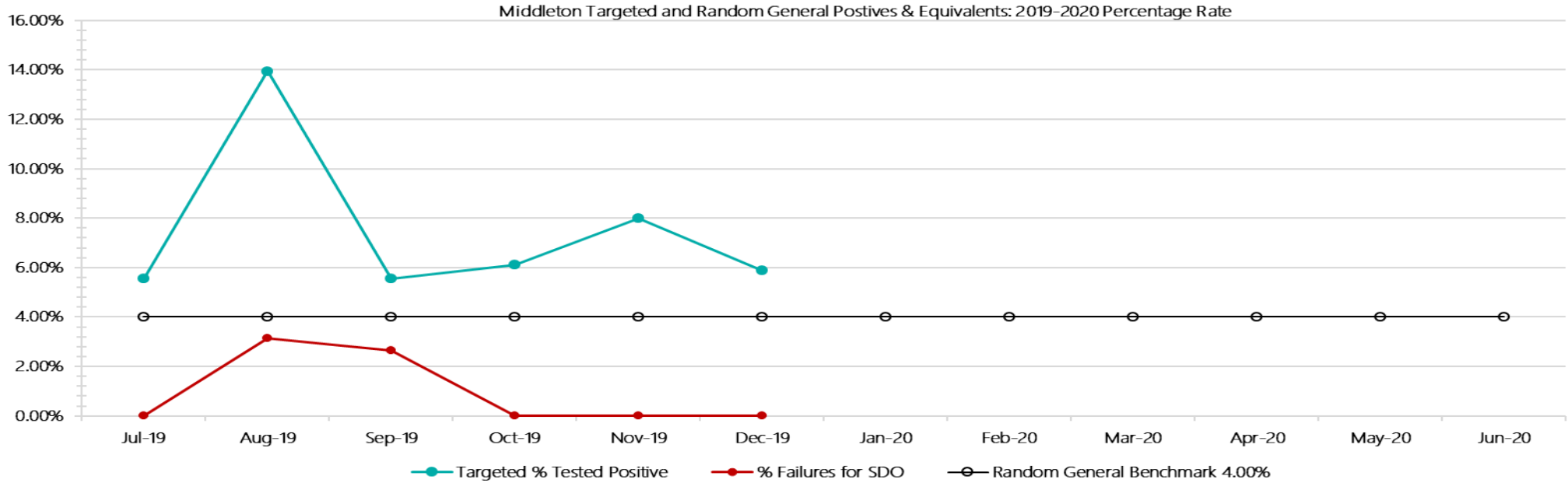
Middleton	Amphetamines	Methamphetamines	Cocaine	Opiates	Benzodiazepines	Cannabinoids	Ethanol**	Methadone	ADP*	APS*	Steroids**	Buprenorphine	NOA*	Total
Jul-19	1	2	0	0	0	0	0	0	0	0	0	3	0	6
Aug-19	2	2	0	0	0	0	0	0	0	0	0	8	0	12
Sep-19	0	0	0	0	0	0	0	0	0	0	0	6	0	6
Oct-19	0	0	0	0	0	0	0	0	0	0	0	5	0	5
Nov-19	0	0	0	0	0	1	0	0	0	0	0	3	0	4
Dec-19	0	0	0	0	0	0	0	0	0	0	0	2	0	2
Jan-20														
Feb-20														
Mar-20														
Apr-20														
May-20														
Jun-20														
Middleton YTD	3	4	0	0	0	1	0	0	0	0	0	27	0	35
All Prisons YTD	105	173	1	25	24	21	16	22	30	11	0	1156	0	1584
Middleton % of Total	2.86%	2.31%	0.00%	0.00%	0.00%	4.76%	0.00%	0.00%	0.00%	0.00%	0.00%	2.34%	0.00%	2.21%

Middleton Seizures of Contraband: Visitors & Prisoners: 2019-2020

Visitors	GVM		Powder & Crystal		Synthetic (Suspected)		Prescription Medication		Buprenorphine		Alcohol & Home Brew		Syringes & Needles		Smoking Paraphernalia		Edged Weapons		Electronic Devices		Tools		Other	
	Finds	Gms	Finds	Gms	Finds	Gms	Finds	Qty	Finds	Qty	Finds	Ltrs	Finds	Qty	Finds	Qty	Finds	Qty	Finds	Qty	Finds	Qty	Finds	Qty
Jul-19	0	0.00	0	0.00	0	0.00	0	0.00	0	0.00	0	0.000	0	0	0	0	0	0	0	0	0	0	0	0
Aug-19	0	0.00	1	5.00	0	0.00	0	0.00	0	0.00	0	0.000	0	0	0	0	0	0	0	0	0	0	1	1
Sep-19	0	0.00	0	0.00	0	0.00	0	0.00	0	0.00	0	0.000	0	0	0	0	0	0	0	0	0	0	0	0
Oct-19	0	0.00	0	0.00	0	0.00	0	0.00	0	0.00	0	0.000	0	0	0	0	0	0	0	0	0	0	0	0
Nov-19	0	0.00	0	0.00	0	0.00	0	0.00	0	0.00	0	0.000	0	0	0	0	0	0	0	0	0	0	0	0
Dec-19	0	0.00	0	0.00	0	0.00	0	0.00	0	0.00	0	0.000	0	0	0	0	1	1	0	0	0	0	0	0
Jan-20																								
Feb-20																								
Mar-20																								
Apr-20																								
May-20																								
Jun-20																								
Total	0	0.00	1	5.00	0	0.00	0	0.00	0	0.00	0	0.000	0	0	0	0	1	1	0	0	0	0	1	1

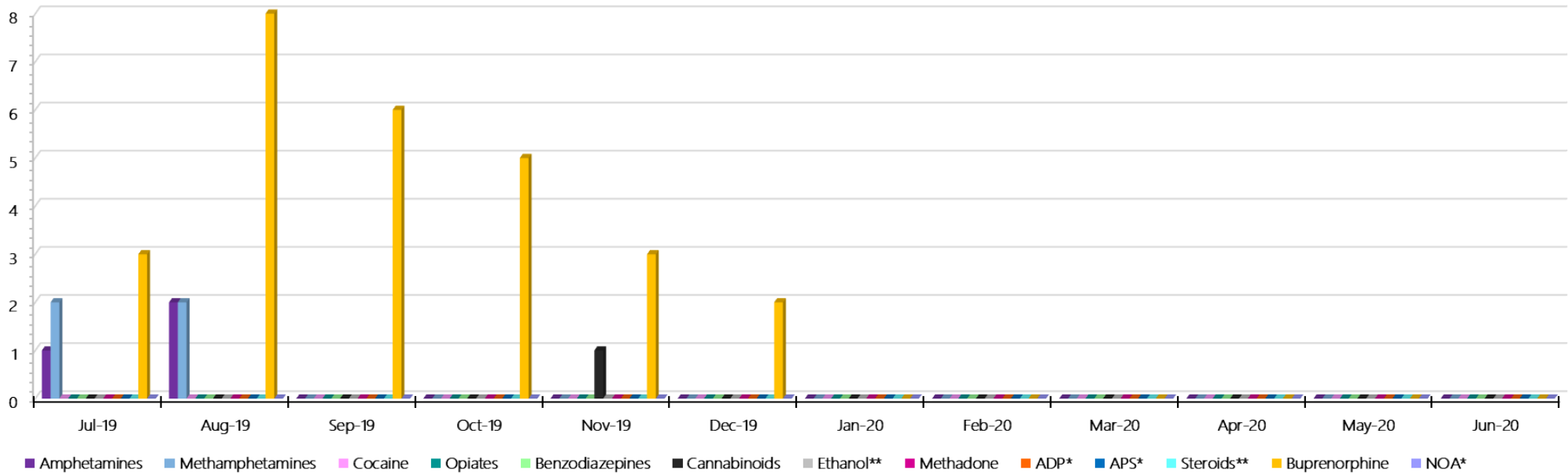
Prisoners	GVM		Powder & Crystal		Synthetic (Suspected)		Prescription Medication		Buprenorphine		Alcohol & Home Brew		Syringes & Needles		Smoking Paraphernalia		Edged Weapons		Electronic Devices		Tools		Other	
	Finds	Gms	Finds	Gms	Finds	Gms	Finds	Qty	Finds	Qty	Finds	Ltrs	Finds	Qty	Finds	Qty	Finds	Qty	Finds	Qty	Finds	Qty	Finds	Qty
Jul-19	0	0.00	0	0.00	0	0.00	0	0.00	0	0.00	0	0.000	0	0	1	1	1	1	1	1	0	0	0	0
Aug-19	0	0.00	0	0.00	0	0.00	0	0.00	3	4.00	0	0.000	0	0	2	3	0	0	1	8	0	0	1	1
Sep-19	0	0.00	0	0.00	0	0.00	2	1.50	1	0.00	0	0.000	0	0	2	3	0	0	1	2	0	0	0	0
Oct-19	0	0.00	0	0.00	0	0.00	0	0.00	1	0.00	0	0.000	0	0	2	3	1	1	1	1	0	0	0	0
Nov-19	0	0.00	0	0.00	0	0.00	0	0.00	1	0.00	0	0.000	1	1	3	8	1	1	0	0	0	0	0	0
Dec-19	0	0.00	0	0.00	0	0.00	2	16.00	0	0.00	2	16.000	0	0	3	3	0	0	1	1	0	0	1	3
Jan-20																								
Feb-20																								
Mar-20																								
Apr-20																								
May-20																								
Jun-20																								
Total	0	0.00	0	0.00	0	0.00	4	17.50	6	4.00	2	16.000	1	1	13	21	3	3	5	13	0	0	2	4

Middleton Targeted and Random General Drug Test Positives & Equivalents: 2019-2020



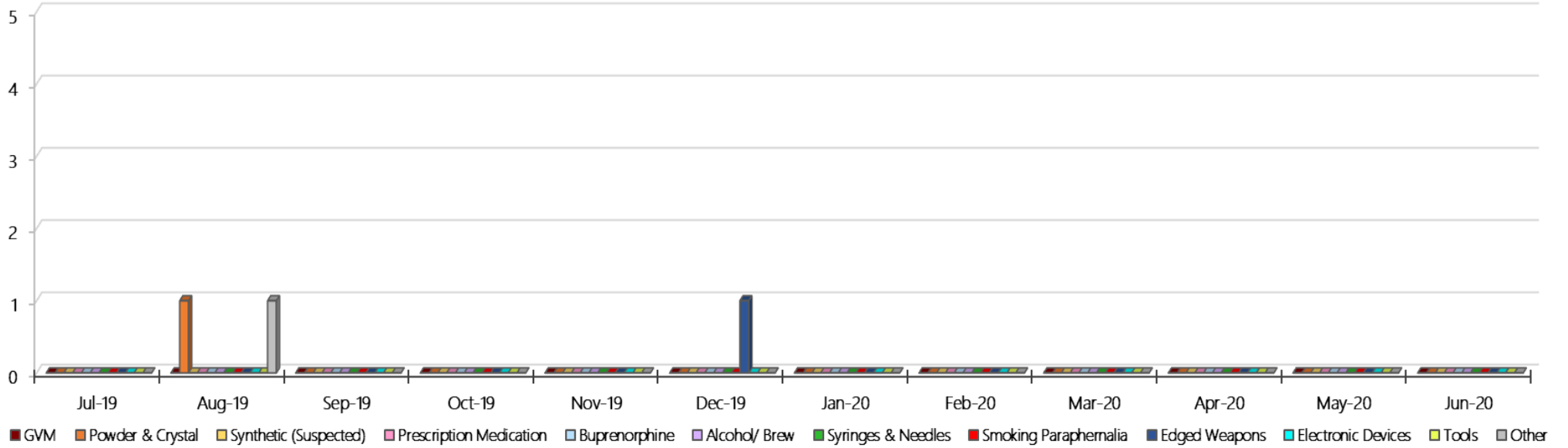
Middleton Positive Test Results by Drug Type: 2019-2020

Middleton Positive Test Results By Drug Type: 2019-2020



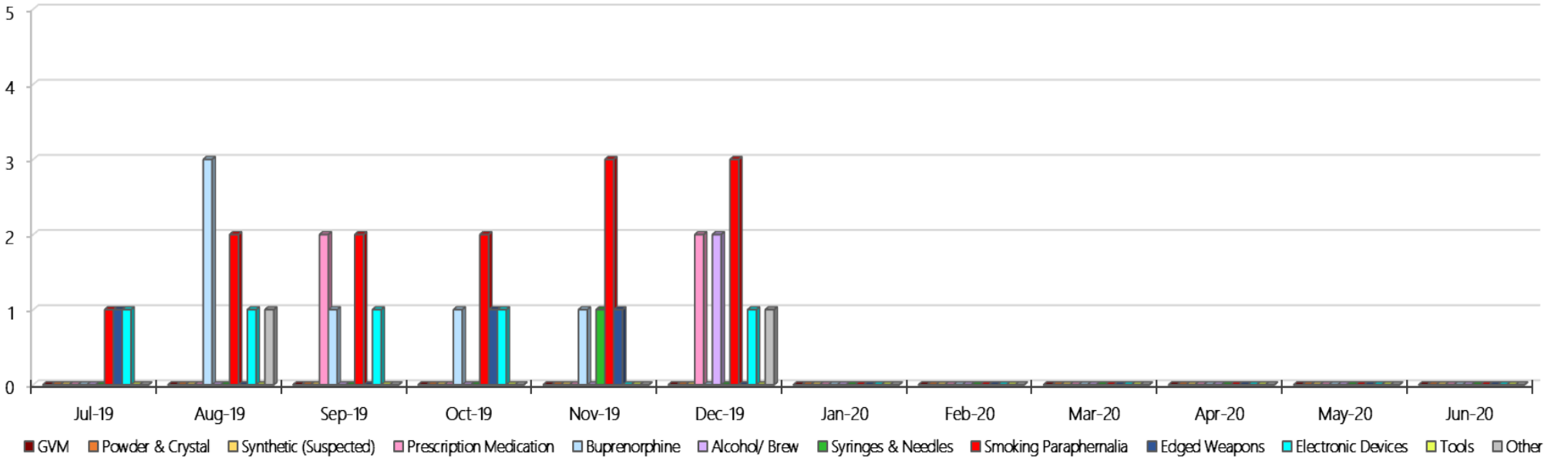
Middleton Count of Visitor Seizure Finds: 2019-2020

Middleton Count of Visitor Seizure Finds: 2019-2020



Middleton Count of Prisoner Seizure Finds: 2019-2020

Middleton Count of Prisoner Seizure Finds: 2019-2020



Ravenhall Correctional Centre

Targeted and Random General Drug Test Results: 2019-2020

Ravenhall	Jul-19	Aug-19	Sep-19	Oct-19	Nov-19	Dec-19	Jan-20	Feb-20	Mar-20	Apr-20	May-20	Jun-20	Average	Totals
Effective Sample - Targeted	375	426	400	444	411	414							412	2470
Targeted Positives	15	27	16	20	33	29							23	140
Refusal	1	0	3	3	1	2							2	10
Unable	5	4	5	8	4	14							7	40
Interfered	0	0	0	0	0	0							0	0
Adulterated	0	0	1	0	0	1							0	2
Targeted % Tested Positive	5.60%	7.28%	6.25%	6.98%	9.25%	11.11%							7.77%	7.77%
Awaiting / Pending Results	0	0	0	0	0	0							0	0
Targeted Residual	1	1	3	1	1	1							1	8
Random tests collected	174	146	173	147	139	179							160	958
Tested Positive	8	4	1	4	8	6							5	31
Refusal (guilty)	1	0	2	0	1	0							1	4
Unable (not guilty)	0	0	0	0	0	0							0	0
Unable (guilty)	0	0	1	0	0	0							0	1
Interfered (guilty)	0	0	0	0	0	0							0	0
No test (valid reason)	7	2	5	1	7	5							5	27
No test (no valid reason)	0	0	2	0	0	0							0	2
Adulterated	0	0	0	0	0	0							0	0
Awaiting / Pending Results	0	0	0	0	0	0							0	0
Random Residual (PIMS URAR030)	0	0	0	1	1	0							0.333333	2
Effective Sample - Random General	175	146	178	147	140	179							161	965
% Tested positive	4.57%	2.74%	0.56%	2.72%	5.71%	3.35%							3.28%	
% Prisoner guilty, positive equivalents	0.57%	0.00%	1.69%	0.00%	0.71%	0.00%							0.50%	
% Total prisoner fails	5.14%	2.74%	2.25%	2.72%	6.43%	3.35%							3.77%	
% No test without valid reason	0.00%	0.00%	1.12%	0.00%	0.00%	0.00%							0.19%	
% Failures for SDO	5.14%	2.74%	3.37%	2.72%	6.43%	3.35%							3.94%	

Ravenhall - Drugs Identified Through Testing by Drug Type: 2019-2020

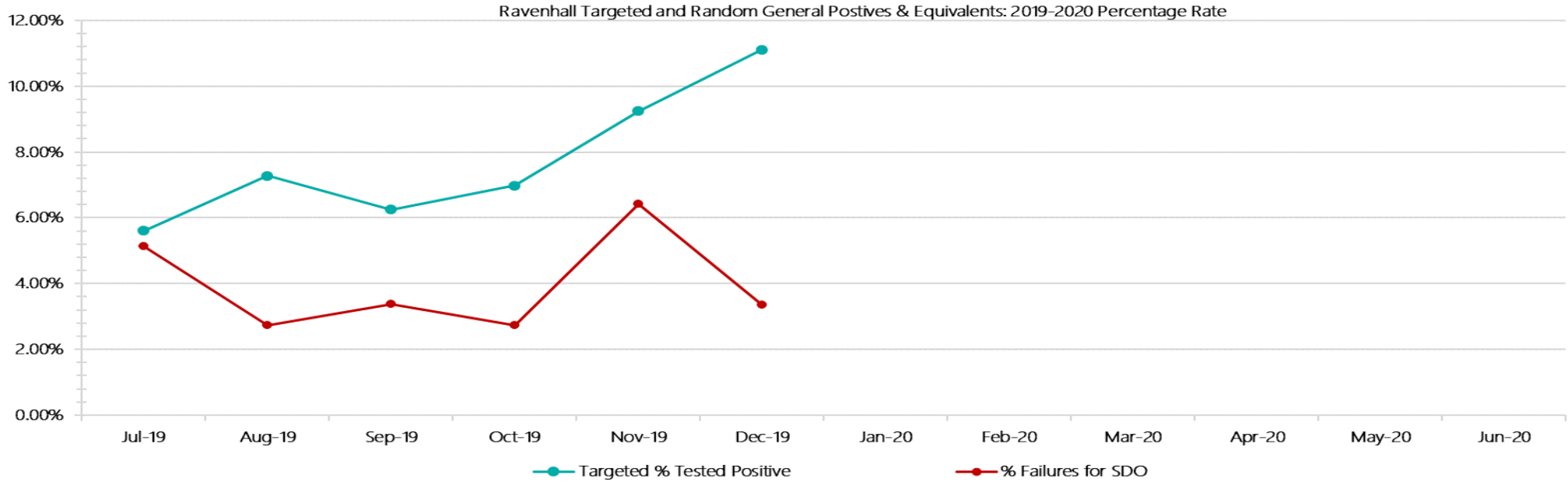
Ravenhall	Amphetamines	Methamphetamines	Cocaine	Opiates	Benzodiazepines	Cannabinoids	Ethanol**	Methadone	ADP*	APS*	Steroids**	Buprenorphine	NOA*	Total
Jul-19	2	5	0	0	0	1	0	0	0	0	0	28	0	36
Aug-19	2	9	0	0	3	1	0	0	1	0	0	22	0	38
Sep-19	3	3	0	0	1	2	0	0	0	0	0	16	0	25
Oct-19	7	8	0	0	0	4	0	1	0	0	0	21	0	41
Nov-19	5	8	0	0	0	0	0	0	0	0	0	43	0	56
Dec-19	4	7	0	0	1	2	1	0	0	0	0	37	0	52
Jan-20														
Feb-20														
Mar-20														
Apr-20														
May-20														
Jun-20														
Ravenhall YTD	23	40	0	0	5	10	1	1	1	0	0	167	0	248
All Prisons YTD	105	173	1	25	24	21	16	22	30	11	0	1156	0	1584
Ravenhall % of Total	21.90%	23.12%	0.00%	0.00%	20.83%	47.62%	6.25%	4.55%	3.33%	0.00%	0.00%	14.45%	0.00%	15.66%

Ravenhall Seizures of Contraband: Visitors & Prisoners: 2019-2020

Visitors	GVM		Powder & Crystal		Synthetic (Suspected)		Prescription Medication		Buprenorphine		Alcohol & Home Brew		Syringes & Needles		Smoking Paraphernalia		Edged Weapons		Electronic Devices		Tools		Other	
	Find	Gms	Finds	Gms	Finds	Gms	Finds	Qty	Finds	Qty	Finds	Ltrs	Finds	Qty	Finds	Qty	Finds	Qty	Finds	Qty	Finds	Qty	Finds	Qty
Jul-19	2	22.09	2	2.62	0	0.00	2	8.00	1	5.00	0	0.000	0	0	3	12	2	2	0	0	1	6	0	0
Aug-19	2	6.50	3	25.81	0	0.00	3	30.00	0	0.00	0	0.000	1	1	5	8	1	1	0	0	1	10	1	1
Sep-19	3	10.00	6	7.45	0	0.00	2	7.00	1	7.00	0	0.000	1	3	5	12	1	1	1	1	0	0	1	15
Oct-19	2	35.40	3	1.84	0	0.00	0	0.00	0	0.00	0	0.000	1	2	1	1	1	1	0	0	0	0	0	0
Nov-19	3	14.80	3	0.74	0	0.00	0	0.00	0	0.00	0	0.000	0	0	5	7	0	0	0	0	0	0	0	0
Dec-19	2	7.46	5	4.54	0	0.00	1	3.00	1	8.00	0	0.000	2	3	2	2	0	0	0	0	1	1	1	15
Jan-20																								
Feb-20																								
Mar-20																								
Apr-20																								
May-20																								
Jun-20																								
Total	14	96.25	22	43.00	0	0.00	8	48.00	3	20.00	0	0.000	5	9	21	42	5	5	1	1	3	17	3	31

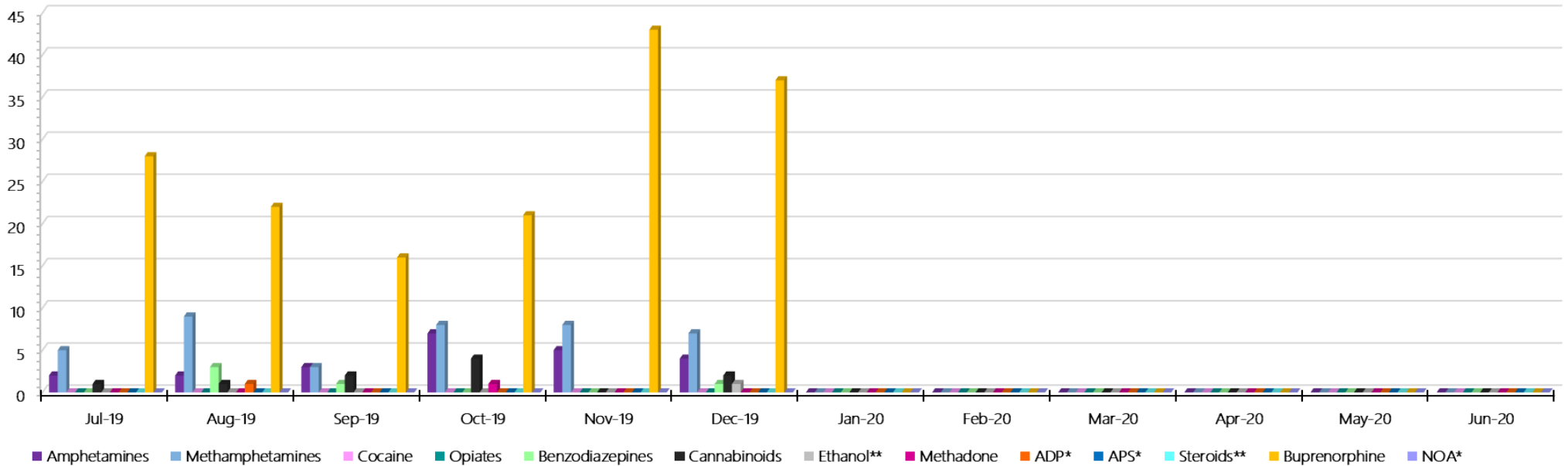
Prisoners	GVM		Powder & Crystal		Synthetic (Suspected)		Prescription Medication		Buprenorphine		Alcohol & Home Brew		Syringes & Needles		Smoking Paraphernalia		Edged Weapons		Electronic Devices		Tools		Other	
	Finds	Gms	Finds	Gms	Finds	Gms	Finds	Qty	Finds	Qty	Finds	Ltrs	Finds	Qty	Finds	Qty	Finds	Qty	Finds	Qty	Finds	Qty	Finds	Qty
Jul-19	1	3.76	0	0.00	0	0.00	15	192.00	11	15.00	1	1.000	0	0	12	16	19	37	0	0	8	35	8	30
Aug-19	0	0.00	0	0.00	0	0.00	9	25.00	4	2.30	4	9.400	0	0	15	47	11	27	1	1	6	13	8	26
Sep-19	0	0.00	2	3.00	0	0.00	8	25.00	7	11.00	11	20.500	4	4	14	36	16	27	3	3	7	26	5	13
Oct-19	0	0.00	0	0.00	0	0.00	7	22.75	3	4.00	6	5.400	2	3	11	47	18	26	0	0	12	50	14	29
Nov-19	0	0.00	2	0.02	0	0.00	6	11.50	5	5.00	5	5.920	3	4	11	229	27	40	0	0	3	4	12	18
Dec-19	0	0.00	0	0.00	0	0.00	10	233.50	12	51.00	10	32.000	3	4	8	29	10	14	0	0	5	11	3	3
Jan-20																								
Feb-20																								
Mar-20																								
Apr-20																								
May-20																								
Jun-20																								
Total	1	3.76	4	3.02	0	0.00	55	509.75	42	88.30	37	74.220	12	15	71	404	101	171	4	4	41	139	50	119

Ravenhall Targeted and Random General Drug Test Positives & Equivalents: 2019-2020



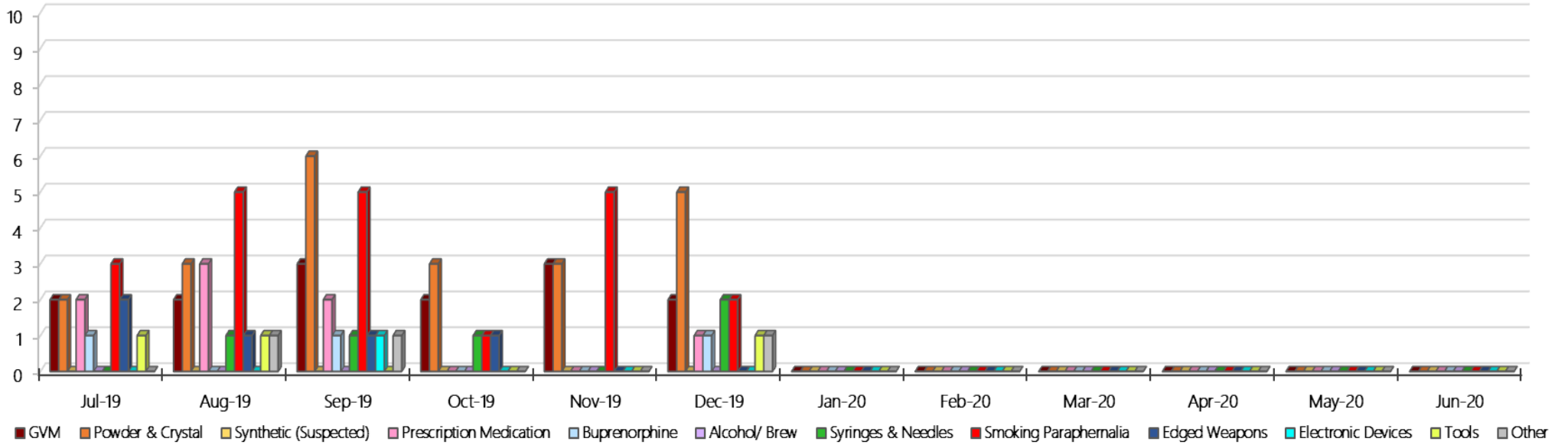
Ravenhall Positive Test Results by Drug Type: 2019-2020

Ravenhall Positive Test Results By Drug Type: 2019-2020



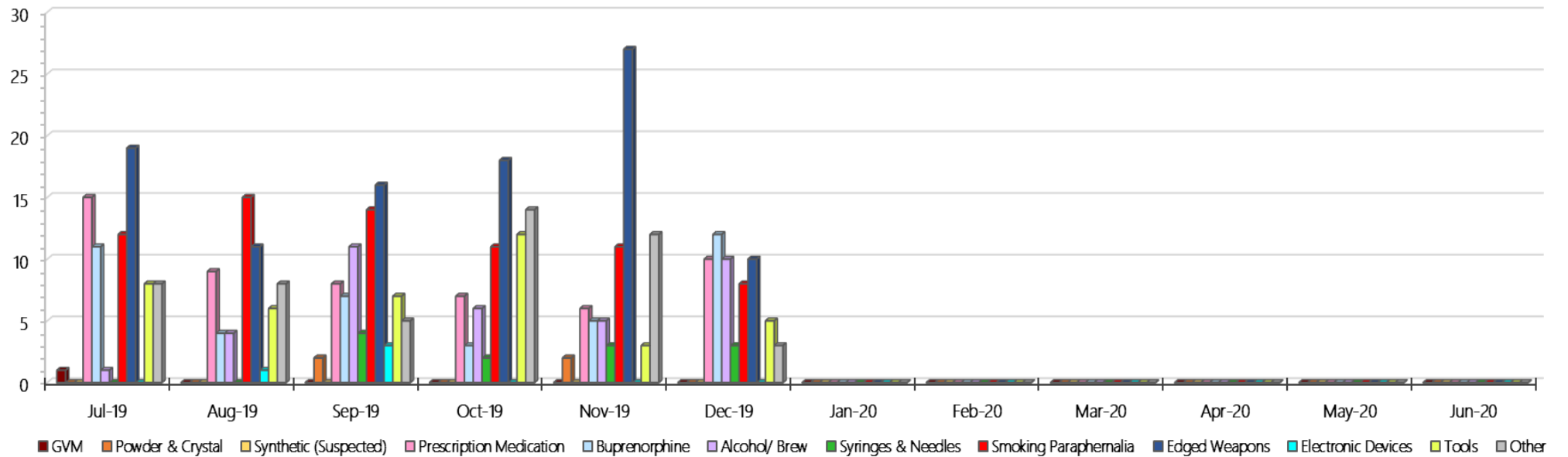
Ravenhall Count of Visitor Seizure Finds: 2019-2020

Ravenhall Count of Visitor Seizure Finds: 2019-2020



Ravenhall Count of Prisoner Seizure Finds: 2019-2020

Ravenhall Count of Prisoner Seizure Finds: 2019-2020



Beechworth Correctional Centre

Targeted and Random General Drug Test Results: 2019-2020

Beechworth	Jul-19	Aug-19	Sep-19	Oct-19	Nov-19	Dec-19	Jan-20	Feb-20	Mar-20	Apr-20	May-20	Jun-20	Average	Totals
Effective Sample - Targeted	43	35	38	50	20	42							38	228
Targeted Positives	0	0	1	0	0	0							0	1
Refusal	0	0	0	0	0	0							0	0
Unable	0	0	0	0	0	0							0	0
Interfered	0	0	0	0	0	0							0	0
Adulterated	0	0	0	0	0	0							0	0
Targeted % Tested Positive	0.00%	0.00%	2.63%	0.00%	0.00%	0.00%							0.44%	0.44%
Awaiting / Pending Results	0	0	0	0	0	15							3	15
Targeted Residual	0	0	0	0	0	0							0	0
Random tests collected	28	24	29	24	24	29							26	158
Tested Positive	0	0	0	0	0	0							0	0
Refusal (guilty)	0	0	0	0	0	0							0	0
Unable (not guilty)	0	0	0	0	0	0							0	0
Unable (guilty)	0	0	0	0	0	1							0	1
Interfered (guilty)	0	0	0	0	0	0							0	0
No test (valid reason)	0	0	0	0	0	0							0	0
No test (no valid reason)	0	0	0	0	0	0							0	0
Adulterated	0	0	0	0	0	0							0	0
Awaiting / Pending Results	0	0	0	0	0	0							0	0
Random Residual (PIMS URAR030)	0	0	0	0	0	0							0	0
Effective Sample - Random General	28	24	29	24	24	30							27	159
% Tested positive	0.00%	0.00%	0.00%	0.00%	0.00%	0.00%							0.00%	
% Prisoner guilty, positive equivalents	0.00%	0.00%	0.00%	0.00%	0.00%	3.33%							0.56%	
% Total prisoner fails	0.00%	0.00%	0.00%	0.00%	0.00%	3.33%							0.56%	
% No test without valid reason	0.00%	0.00%	0.00%	0.00%	0.00%	0.00%							0.00%	
Random General Benchmark 1.80%	1.80%	1.80%	1.80%	1.80%	1.80%	1.80%	1.80%	1.80%	1.80%	1.80%	1.80%	1.80%	YTD	
% Failures for SDO	0.00%	0.00%	0.00%	0.00%	0.00%	3.33%							0.63%	

Beechworth - Drugs Identified Through Testing by Drug Type: 2019-2020

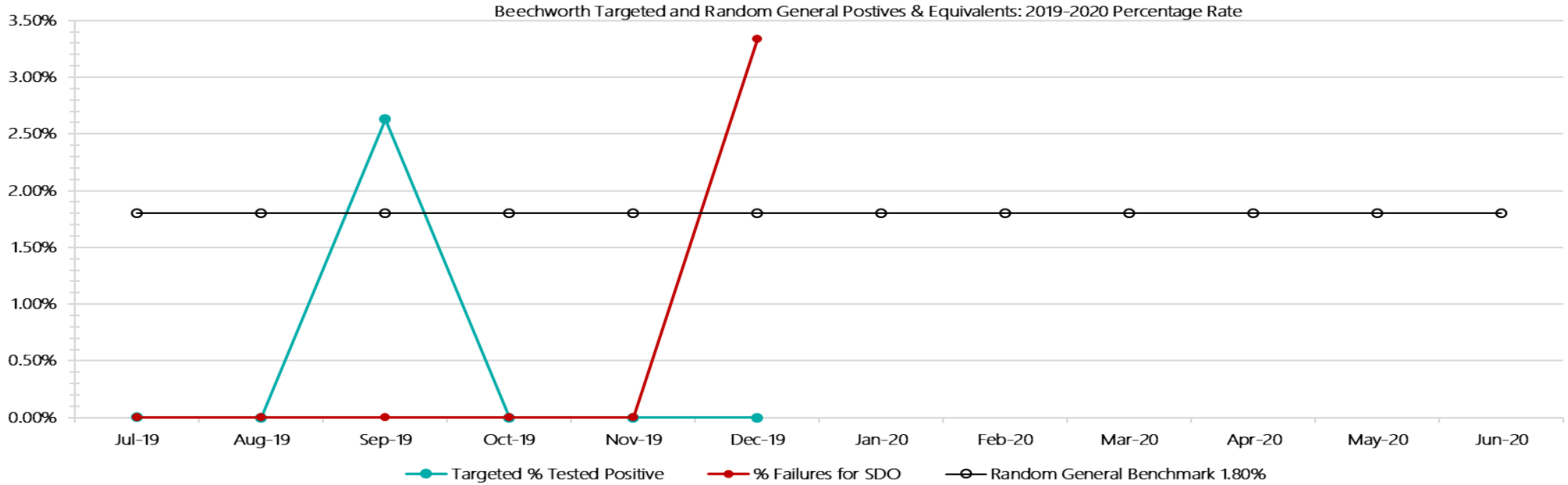
Beechworth	Amphetamines	Methamphetamines	Cocaine	Opiates	Benzodiazepines	Cannabinoids	Ethanol**	Methadone	ADP*	APS*	Steroids**	Buprenorphine	NOA*	Total
Jul-19	0	0	0	0	0	0	0	0	0	0	0	0	0	0
Aug-19	0	1	0	0	0	0	0	0	0	0	0	0	0	1
Sep-19	1	1	0	0	0	0	0	0	0	0	0	1	0	3
Oct-19	0	0	0	0	0	0	0	0	0	0	0	0	0	0
Nov-19	0	0	0	0	0	0	0	0	0	0	0	0	0	0
Dec-19	0	0	0	0	0	0	0	0	0	0	0	0	0	0
Jan-20														
Feb-20														
Mar-20														
Apr-20														
May-20														
Jun-20														
Beechworth YTD	1	2	0	0	0	0	0	0	0	0	0	1	0	4
<i>All Prisons YTD</i>	<i>105</i>	<i>173</i>	<i>1</i>	<i>25</i>	<i>24</i>	<i>21</i>	<i>16</i>	<i>22</i>	<i>30</i>	<i>11</i>	<i>0</i>	<i>1156</i>	<i>0</i>	<i>1584</i>
<i>Beechworth % of Total</i>	<i>0.95%</i>	<i>1.16%</i>	<i>0.00%</i>	<i>0.00%</i>	<i>0.00%</i>	<i>0.00%</i>	<i>0.00%</i>	<i>0.00%</i>	<i>0.00%</i>	<i>0.00%</i>	<i>0.00%</i>	<i>0.09%</i>	<i>0.00%</i>	<i>0.25%</i>

Beechworth Seizures of Contraband: Visitors & Prisoners: 2019-2020

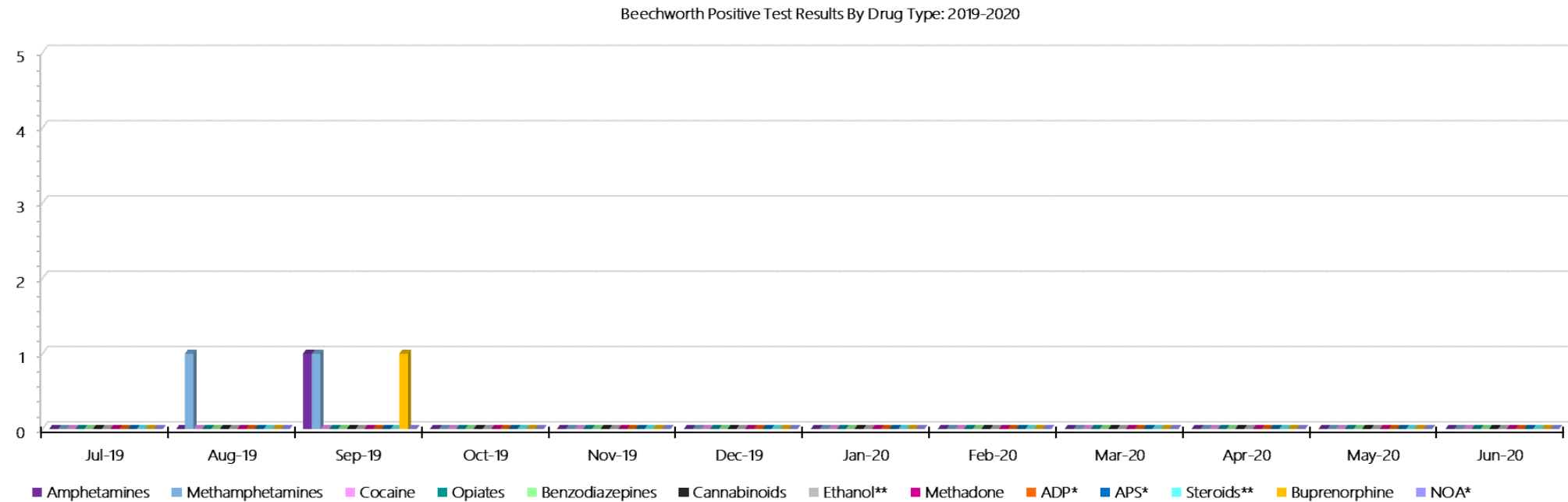
Visitors	GVM		Powder & Crystal		Synthetic (Suspected)		Prescription Medication		Buprenorphine		Alcohol & Home Brew		Syringes & Needles		Smoking Paraphernalia		Edged Weapons		Electronic Devices		Tools		Other	
	Finds	Gms	Finds	Gms	Finds	Gms	Finds	Qty	Finds	Qty	Finds	Ltrs	Finds	Qty	Finds	Qty	Finds	Qty	Finds	Qty	Finds	Qty	Finds	Qty
BCC																								
Jul-19	0	0.00	0	0.00	0	0.00	0	0.00	0	0.00	0	0.000	0	0	0	0	0	0	0	0	0	0	0	0
Aug-19	0	0.00	0	0.00	0	0.00	0	0.00	0	0.00	0	0.000	0	0	0	0	0	0	0	0	0	0	0	0
Sep-19	0	0.00	0	0.00	0	0.00	0	0.00	0	0.00	0	0.000	0	0	0	0	0	0	0	0	0	0	0	0
Oct-19	0	0.00	0	0.00	0	0.00	0	0.00	0	0.00	0	0.000	0	0	0	0	0	0	0	0	0	0	0	0
Nov-19	0	0.00	0	0.00	0	0.00	0	0.00	0	0.00	0	0.000	0	0	0	0	0	0	0	0	0	0	0	0
Dec-19	0	0.00	0	0.00	0	0.00	0	0.00	0	0.00	0	0.000	0	0	0	0	0	0	0	0	0	0	0	0
Jan-20																								
Feb-20																								
Mar-20																								
Apr-20																								
May-20																								
Jun-20																								
Total	0	0.00	0	0.00	0	0.00	0	0.00	0	0.00	0	0.000	0	0	0	0	0	0	0	0	0	0	0	0

Prisoners	GVM		Powder & Crystal		Synthetic (Suspected)		Prescription Medication		Buprenorphine		Alcohol & Home Brew		Syringes & Needles		Smoking Paraphernalia		Edged Weapons		Electronic Devices		Tools		Other	
	Finds	Gms	Finds	Gms	Finds	Gms	Finds	Qty	Finds	Qty	Finds	Ltrs	Finds	Qty	Finds	Qty	Finds	Qty	Finds	Qty	Finds	Qty	Finds	Qty
BCC																								
Jul-19	0	0.00	0	0.00	0	0.00	0	0.00	0	0.00	0	0.000	0	0	0	0	0	0	0	0	0	0	2	6
Aug-19	0	0.00	0	0.00	0	0.00	0	0.00	0	0.00	0	0.000	0	0	1	2	0	0	1	1	0	0	0	0
Sep-19	0	0.00	0	0.00	0	0.00	0	0.00	0	0.00	0	0.000	0	0	0	0	0	0	0	0	0	0	0	0
Oct-19	0	0.00	0	0.00	0	0.00	0	0.00	0	0.00	0	0.000	0	0	2	3	0	0	0	0	1	1	0	0
Nov-19	0	0.00	0	0.00	0	0.00	0	0.00	0	0.00	0	0.000	0	0	0	0	0	0	0	0	0	0	3	3
Dec-19	0	0.00	0	0.00	0	0.00	1	24.00	0	0.00	0	0.000	0	0	0	0	0	0	0	0	0	0	1	1
Jan-20																								
Feb-20																								
Mar-20																								
Apr-20																								
May-20																								
Jun-20																								
Total	0	0.00	0	0.00	0	0.00	1	24.00	0	0	0	0.000	0	0	3	5	0	0	1	1	1	1	6	10

Beechworth Targeted and Random General Drug Test Positives & Equivalents: 2019-2020

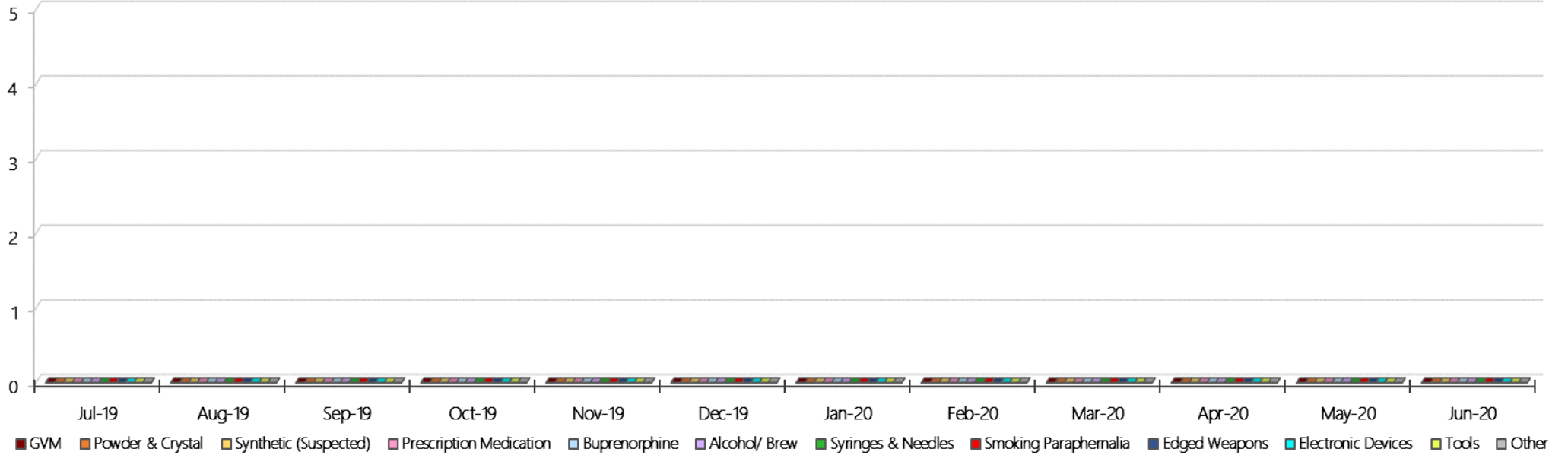


Beechworth Positive Test Results by Drug Type: 2019-2020



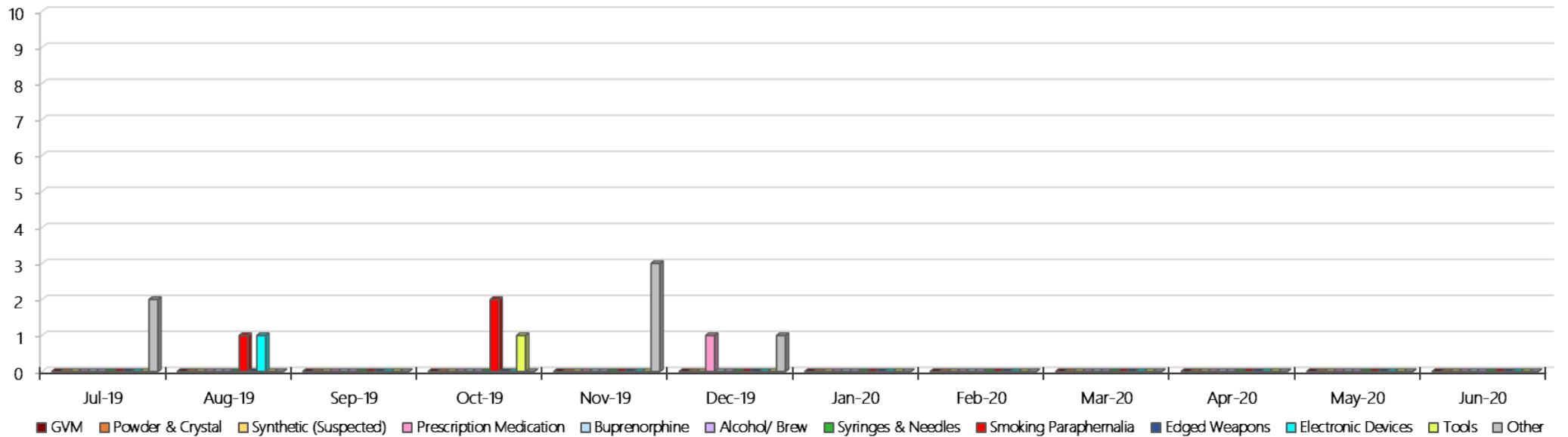
Beechworth Count of Visitor Seizure Finds: 2019-2020

Beechworth Count of Visitor Seizure Finds: 2019-2020



Beechworth Count of Prisoner Seizure Finds: 2019-2020

Beechworth Count of Prisoner Seizure Finds : 2019-2020



Dhurringile Prison

Targeted and Random General Drug Test Results: 2019-2020

Dhurringile	Jul-19	Aug-19	Sep-19	Oct-19	Nov-19	Dec-19	Jan-20	Feb-20	Mar-20	Apr-20	May-20	Jun-20	Average	Totals
Effective Sample - Targeted	130	90	117	116	64	120							106	637
Targeted Positives	5	1	3	3	1	1							2	14
Refusal	2	0	0	0	0	0							0	2
Unable	0	1	0	0	0	0							0	1
Interfered	0	0	0	0	0	0							0	0
Adulterated	0	0	0	0	0	0							0	0
Targeted % Tested Positive	5.38%	2.22%	2.56%	2.59%	1.56%	0.83%							2.67%	2.67%
Awaiting / Pending Results	0	0	0	0	0	0							0	0
Targeted Residual	1	0	1	0	0	0							0	2
Random tests collected	34	28	35	28	28	35							31	188
Tested Positive	1	0	0	1	1	1							1	4
Refusal (guilty)	0	0	0	0	0	0							0	0
Unable (not guilty)	0	0	0	0	0	0							0	0
Unable (guilty)	0	0	0	0	0	1							0	1
Interfered (guilty)	0	0	0	0	0	0							0	0
No test (valid reason)	0	0	0	0	0	0							0	0
No test (no valid reason)	0	0	0	0	0	0							0	0
Adulterated	0	0	0	0	0	0							0	0
Awaiting / Pending Results	0	0	0	0	0	0							0	0
Random Residual (PIMS URAR030)	0	0	0	0	0	0							0	0
Effective Sample - Random General	34	28	35	28	28	36							32	189
% Tested positive	2.94%	0.00%	0.00%	3.57%	3.57%	2.78%							2.14%	
% Prisoner guilty, positive equivalent	0.00%	0.00%	0.00%	0.00%	0.00%	2.78%							0.46%	
% Total prisoner fails	2.94%	0.00%	0.00%	3.57%	3.57%	5.56%							2.61%	
% No test without valid reason	0.00%	0.00%	0.00%	0.00%	0.00%	0.00%							0.00%	
Random General Benchmark 3.50%	3.50%	3.50%	3.50%	3.50%	3.50%	3.50%	3.50%	3.50%	3.50%	3.50%	3.50%	3.50%	YTD	
% Failures for SDO	2.94%	0.00%	0.00%	3.57%	3.57%	5.56%							2.65%	

Dhurringile - Drugs Identified Through Testing by Drug Type: 2019-2020

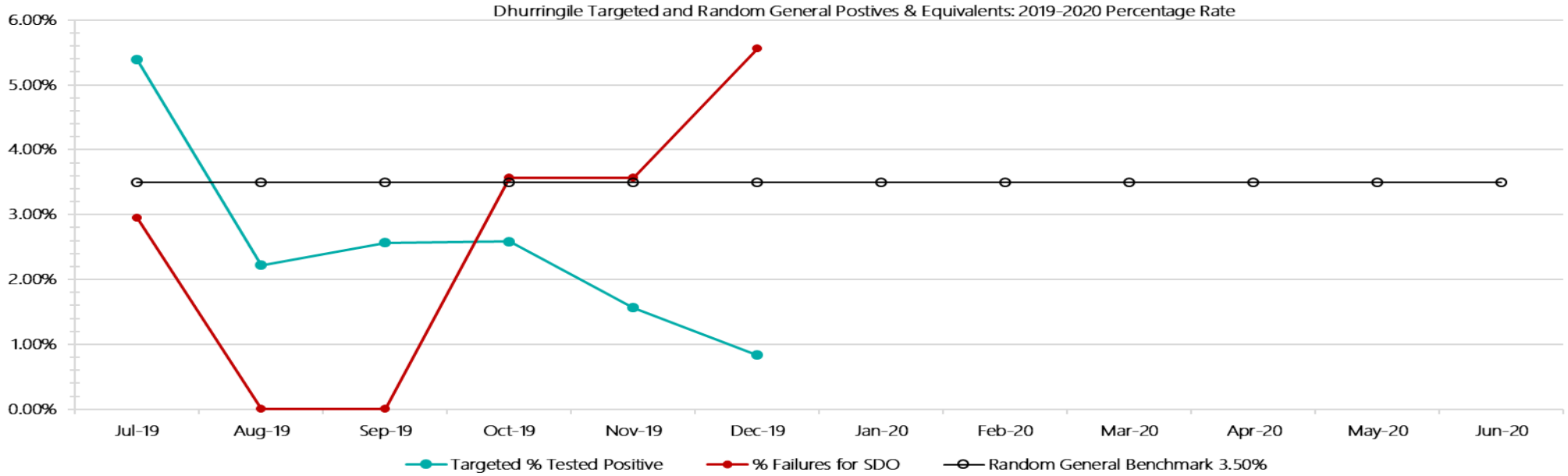
Dhurringile	Amphetamines	Methamphetamines	Cocaine	Opiates	Benzodiazepines	Cannabinoids	Ethanol**	Methadone	ADP*	APS*	Steroids**	Buprenorphine	NOA*	Total
Jul-19	2	3	0	1	0	0	0	0	0	0	0	3	0	9
Aug-19	0	0	0	0	0	0	0	0	0	0	0	1	0	1
Sep-19	0	0	0	0	0	0	0	0	0	0	0	3	0	3
Oct-19	0	0	0	0	1	0	0	0	0	0	0	3	0	4
Nov-19	0	0	0	0	0	0	0	0	0	0	0	3	0	3
Dec-19	0	0	0	0	0	0	0	0	0	0	0	3	0	3
Jan-20														
Feb-20														
Mar-20														
Apr-20														
May-20														
Jun-20														
Dhurringile YTD	2	3	0	1	1	0	0	0	0	0	0	16	0	23
<i>All Prisons YTD</i>	<i>105</i>	<i>173</i>	<i>1</i>	<i>25</i>	<i>24</i>	<i>21</i>	<i>16</i>	<i>22</i>	<i>30</i>	<i>11</i>	<i>0</i>	<i>1156</i>	<i>0</i>	<i>1584</i>
<i>Dhurringile % of Total</i>	<i>1.90%</i>	<i>1.73%</i>	<i>0.00%</i>	<i>4.00%</i>	<i>4.17%</i>	<i>0.00%</i>	<i>0.00%</i>	<i>0.00%</i>	<i>0.00%</i>	<i>0.00%</i>	<i>0.00%</i>	<i>1.38%</i>	<i>0.00%</i>	<i>1.45%</i>

Dhurringile Seizures of Contraband: Visitors & Prisoners: 2019-2020

Visitors	GVM		Powder & Crystal		Synthetic (Suspected)		Prescription Medication		Buprenorphine		Alcohol & Home Brew		Syringes & Needles		Smoking Paraphernalia		Edged Weapons		Electronic Devices		Tools		Other		
	D'gile	Finds	Gms	Finds	Gms	Finds	Gms	Finds	Qty	Finds	Qty	Finds	Ltrs	Finds	Qty	Finds	Qty	Finds	Qty	Finds	Qty	Finds	Qty	Finds	Qty
Jul-19	0	0.00	0	0.00	0	0.00	0	0.00	0	0.00	0	0.000	0	0	0	0	0	0	0	0	0	0	0	0	0
Aug-19	0	0.00	0	0.00	0	0.00	0	0.00	0	0.00	0	0.000	0	0	0	0	0	0	0	0	0	0	0	0	0
Sep-19	0	0.00	0	0.00	0	0.00	0	0.00	0	0.00	0	0.000	0	0	0	0	0	0	0	0	0	0	0	0	0
Oct-19	0	0.00	0	0.00	0	0.00	0	0.00	1	2.50	0	0.000	0	0	1	1	0	0	0	0	0	0	0	0	0
Nov-19	0	0.00	1	3.00	0	0.00	0	0.00	0	0.00	2	3.375	0	0	1	1	0	0	0	0	0	0	2	4	
Dec-19	0	0.00	0	0.00	0	0.00	0	0.00	0	0.00	0	0.000	0	0	0	0	0	0	0	0	0	0	0	0	0
Jan-20																									
Feb-20																									
Mar-20																									
Apr-20																									
May-20																									
Jun-20																									
Total	0	0.00	1	3.00	0	0.00	0	0.00	1	2.50	2	3.375	0	0	2	2	0	0	0	0	0	0	2	4	

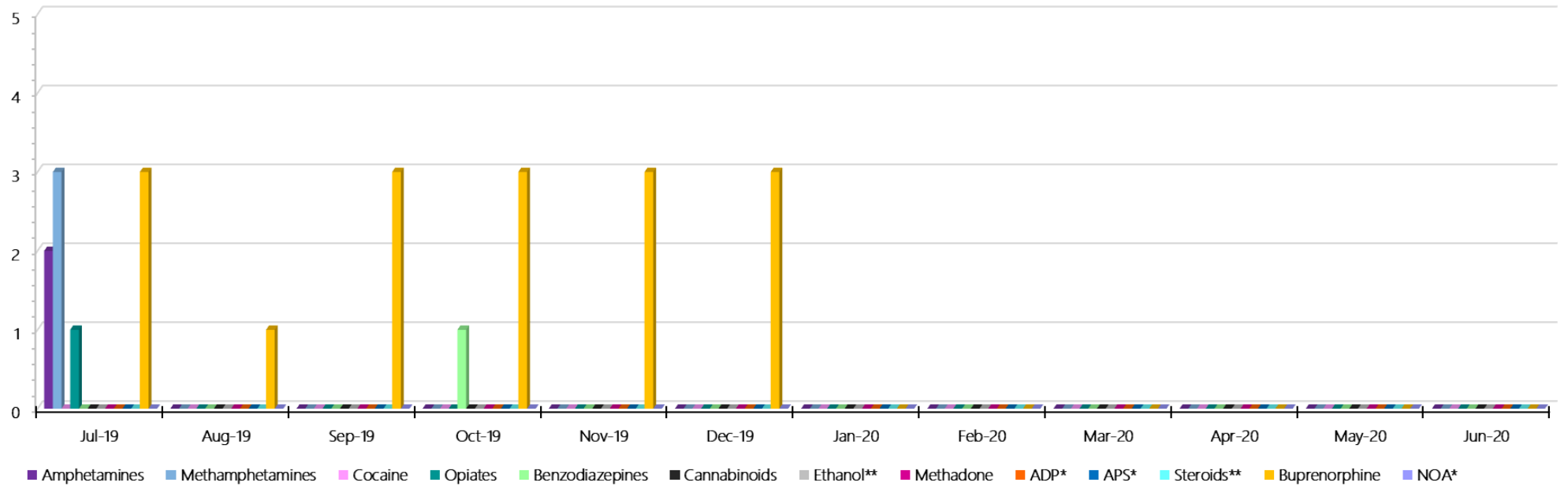
Prisoners	GVM		Powder & Crystal		Synthetic (Suspected)		Prescription Medication		Buprenorphine		Alcohol & Home Brew		Syringes & Needles		Smoking Paraphernalia		Edged Weapons		Electronic Devices		Tools		Other	
	D'gile	Finds	Gms	Finds	Gms	Finds	Gms	Finds	Qty	Finds	Qty	Finds	Ltrs	Finds	Qty	Finds	Qty	Finds	Qty	Finds	Qty	Finds	Qty	Finds
Jul-19	0	0.00	0	0.00	0	0.00	0	0.00	0	0.00	1	3.000	3	3	4	8	1	1	0	0	1	4	1	1
Aug-19	0	0.00	0	0.00	0	0.00	0	0.00	0	0.00	0	0.000	0	0	4	14	0	0	0	0	0	0	0	0
Sep-19	0	0.00	0	0.00	0	0.00	0	0.00	1	0.10	1	0.750	0	0	3	4	2	2	0	0	1	1	0	0
Oct-19	1	18.70	0	0.00	0	0.00	1	1.00	1	0.10	1	1.000	1	24	5	6	0	0	0	0	4	4	0	0
Nov-19	2	2.10	0	0.00	0	0.00	0	0.00	0	0.00	0	0.000	0	0	8	17	1	2	0	0	2	4	0	0
Dec-19	0	0.00	0	0.00	0	0.00	0	0.00	0	0.00	0	0.000	0	0	4	6	0	0	0	0	1	1	0	0
Jan-20																								
Feb-20																								
Mar-20																								
Apr-20																								
May-20																								
Jun-20																								
Total	3	20.80	0	0.00	0	0.00	1	1.00	2	0.20	3	4.750	4	27	28	55	4	5	0	0	9	14	1	1

Dhurringile Targeted and Random General Drug Test Positives & Equivalents: 2019-2020



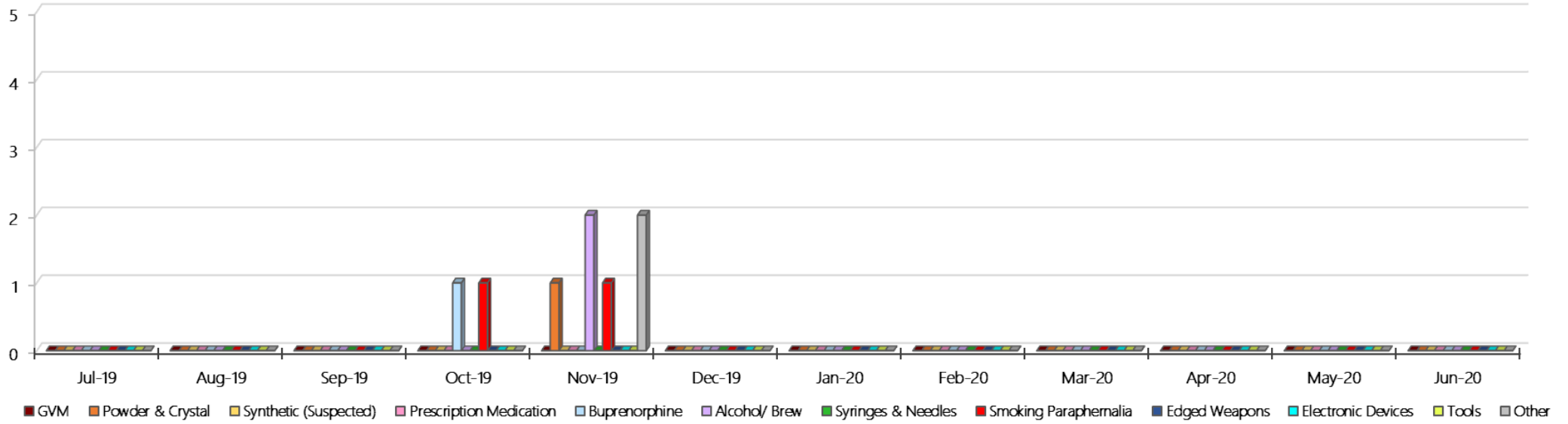
Dhurringile Positive Test Results by Drug Type: 2019-2020

Dhurringile Positive Test Results By Drug Type: 2019-2020



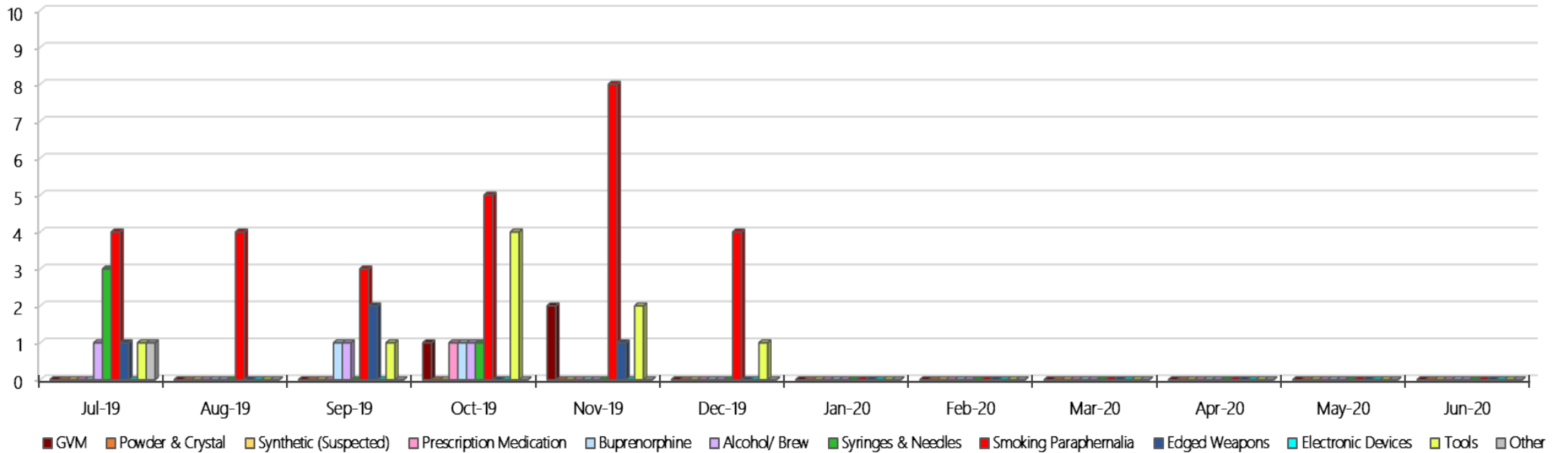
Dhurringile Count of Visitor Seizure Finds: 2019-2020

Dhurringile Count of Visitor Seizure Finds :2019-2020



Dhurringile Count of Prisoner Seizure Finds: 2019-2020

Dhurringile Count of Prisoner Seizure Finds: 2019-2020



Langi Kal Kal Prison

Targeted and Random General Drug Test Results: 2019-2020

Langi Kal Kal	Jul-19	Aug-19	Sep-19	Oct-19	Nov-19	Dec-19	Jan-20	Feb-20	Mar-20	Apr-20	May-20	Jun-20	Average	Totals
Effective Sample - Targeted	28	20	27	11	9	28							21	123
Targeted Positives	0	0	0	0	0	0							0	0
Refusal	0	0	0	0	0	0							0	0
Unable	0	0	0	0	0	0							0	0
Interfered	0	0	0	0	0	0							0	0
Adulterated	0	0	0	0	0	0							0	0
Targeted % Tested Positive	0.00%	0.00%	0.00%	0.00%	0.00%	0.00%							0.00%	0.00%
Awaiting / Pending Results	0	0	0	0	0	5							1	5
Targeted Residual	0	0	0	0	0	0							0	0
Random tests collected	55	46	59	48	44	55							51	307
Tested Positive	0	0	0	0	0	0							0	0
Refusal (guilty)	0	0	0	0	0	0							0	0
Unable (not guilty)	0	0	0	0	0	0							0	0
Unable (guilty)	0	0	0	0	0	0							0	0
Interfered (guilty)	0	0	0	0	0	0							0	0
No test (valid reason)	0	0	1	0	0	0							0	1
No test (no valid reason)	0	0	0	0	0	0							0	0
Adulterated	0	0	0	0	0	0							0	0
Awaiting / Pending Results	0	0	0	0	0	0							0	0
Random Residual (PIMS URAR030)	0	0	0	0	0	0							0	0
Effective Sample - Random General	55	46	59	48	44	55							51	307
% Tested positive	0.00%	0.00%	0.00%	0.00%	0.00%	0.00%							0.00%	
% Prisoner guilty, positive equivalent	0.00%	0.00%	0.00%	0.00%	0.00%	0.00%							0.00%	
% Total prisoner fails	0.00%	0.00%	0.00%	0.00%	0.00%	0.00%							0.00%	
% No test without valid reason	0.00%	0.00%	0.00%	0.00%	0.00%	0.00%							0.00%	
Random General Benchmark 1.50%	1.50%	1.50%	1.50%	1.50%	1.50%	1.50%	1.50%	1.50%	1.50%	1.50%	1.50%	1.50%	YTD	
% Failures for SDO	0.00%	0.00%	0.00%	0.00%	0.00%	0.00%							0.00%	

Langi Kal Kal - Drugs Identified Through Testing by Drug Type: 2019-2020

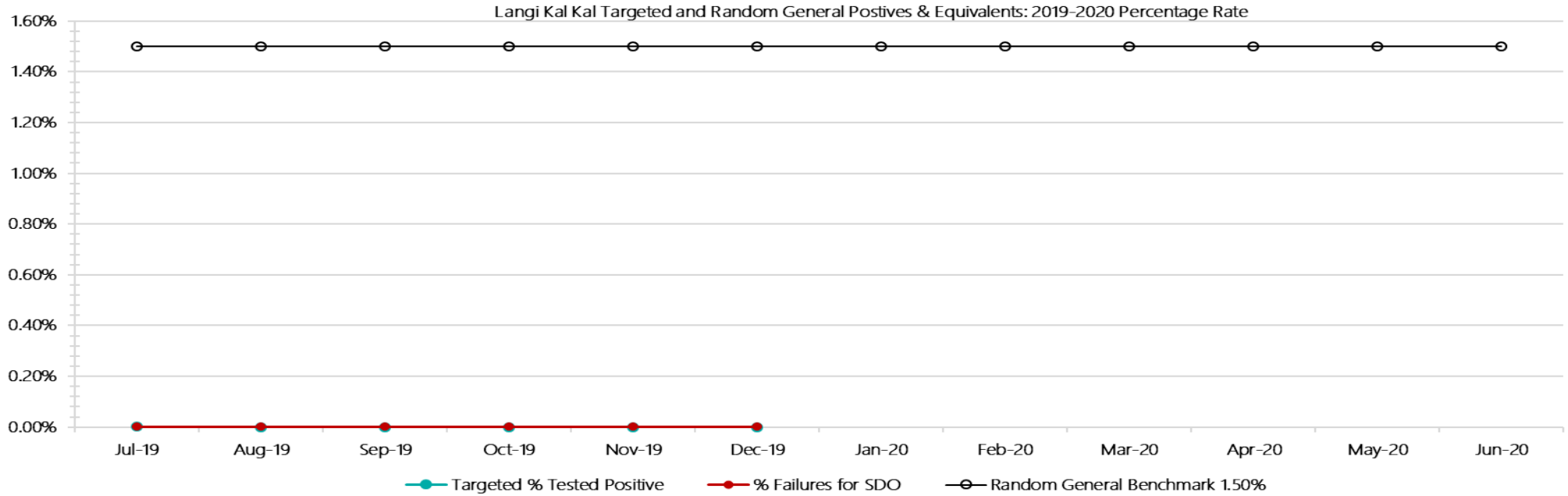
Langi Kal Kal	Amphetamines	Methamphetamines	Cocaine	Opiates	Benzodiazepines	Cannabinoids	Ethanol**	Methodone	ADP*	APS*	Steroids**	Buprenorphine	NOA*	Total
Jul-19	0	0	0	0	0	0	0	0	0	0	0	0	0	0
Aug-19	0	0	0	0	0	0	0	0	0	0	0	0	0	0
Sep-19	0	0	0	0	0	0	0	0	0	0	0	1	0	1
Oct-19	0	0	0	0	0	0	0	0	0	0	0	0	0	0
Nov-19	0	0	0	0	0	0	0	0	0	0	0	0	0	0
Dec-19	0	0	0	0	0	0	0	0	0	0	0	0	0	0
Jan-20														
Feb-20														
Mar-20														
Apr-20														
May-20														
Jun-20														
Langi Kal Kal YTD	0	0	0	0	0	0	0	0	0	0	0	1	0	1
All Prisons YTD	105	173	1	25	24	21	16	22	30	11	0	1156	0	1584
Langi Kal Kal % of Total	0.00%	0.00%	0.00%	0.00%	0.00%	0.00%	0.00%	0.00%	0.00%	0.00%	0.00%	0.09%	0.00%	0.06%

Langi Kal Kal Seizures of Contraband: Visitors & Prisoners: 2019-2020

Visitors	GVM		Powder & Crystal		Synthetic (Suspected)		Prescription Medication		Buprenorphine		Alcohol & Home Brew		Syringes & Needles		Smoking Paraphernalia		Edged Weapons		Electronic Devices		Tools		Other		
	LKK	Finds	Gms	Finds	Gms	Finds	Gms	Finds	Qty	Finds	Qty	Finds	Ltrs	Finds	Qty	Finds	Qty	Finds	Qty	Finds	Qty	Finds	Qty	Finds	Qty
Jul-19	0	0	0.00	0	0.00	0	0.00	0	0.00	0	0.00	0	0.000	0	0	0	0	0	0	0	0	0	0	0	0
Aug-19	0	0	0.00	0	0.00	0	0.00	0	0.00	0	0.00	0	0.000	0	0	0	0	0	0	0	0	0	0	0	0
Sep-19	0	0	0.00	0	0.00	0	0.00	0	0.00	0	0.00	0	0.000	0	0	0	0	0	0	0	0	0	0	0	0
Oct-19	0	0	0.00	0	0.00	0	0.00	0	0.00	0	0.00	0	0.000	0	0	0	0	0	0	0	0	0	0	0	0
Nov-19	0	0	0.00	0	0.00	0	0.00	0	0.00	0	0.00	0	0.000	0	0	0	0	0	0	0	0	0	0	0	0
Dec-19	0	0	0.00	0	0.00	0	0.00	0	0.00	0	0.00	0	0.000	0	0	0	0	0	0	0	0	0	0	0	0
Jan-20																									
Feb-20																									
Mar-20																									
Apr-20																									
May-20																									
Jun-20																									
Total	0	0	0.00	0	0.00	0	0.00	0	0.00	0	0.00	0	0.000	0	0	0	0	0	0	0	0	0	0	0	0

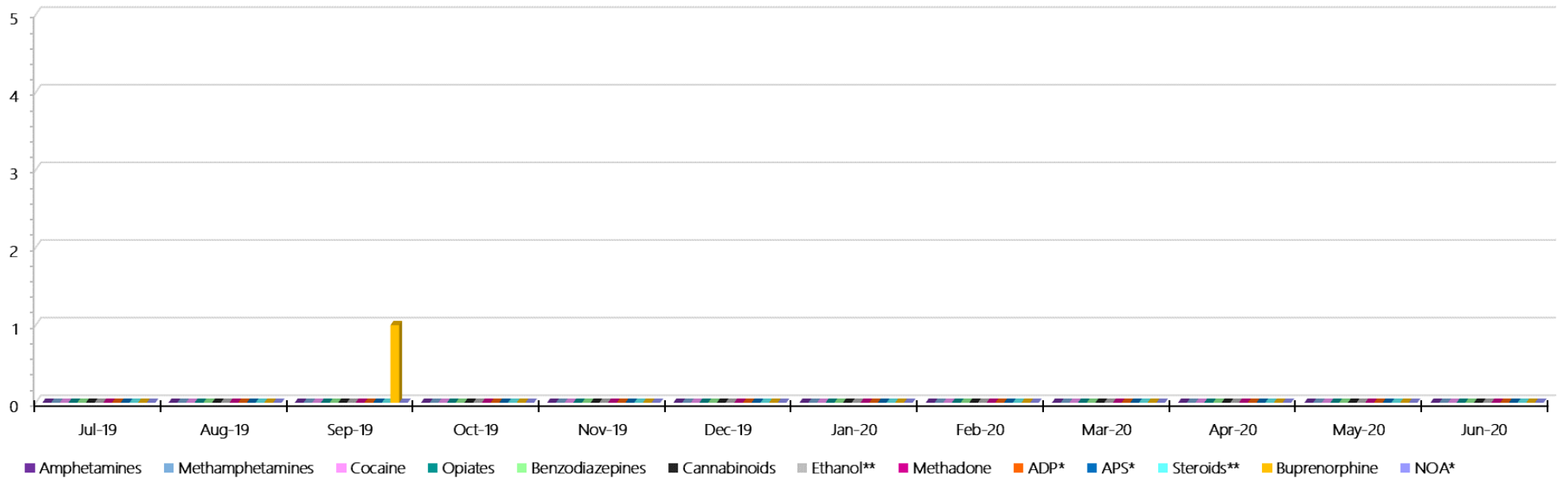
Prisoners	GVM		Powder & Crystal		Synthetic (Suspected)		Prescription Medication		Buprenorphine		Alcohol & Home Brew		Syringes & Needles		Smoking Paraphernalia		Edged Weapons		Electronic Devices		Tools		Other		
	LKK	Finds	Gms	Finds	Gms	Finds	Gms	Finds	Qty	Finds	Qty	Finds	Ltrs	Finds	Qty	Finds	Qty	Finds	Qty	Finds	Qty	Finds	Qty	Finds	Qty
Jul-19	0	0	0.00	0	0.00	0	0.00	0	0.00	0	0.00	0	0.000	0	0	0	0	1	2	0	0	1	1	1	1
Aug-19	0	0	0.00	0	0.00	0	0.00	0	0.00	0	0.00	0	0.000	0	0	0	0	0	0	0	0	0	0	0	0
Sep-19	0	0	0.00	0	0.00	0	0.00	0	0.00	0	0.00	0	0.000	0	0	0	0	0	0	0	0	0	1	1	
Oct-19	0	0	0.00	0	0.00	0	0.00	0	0.00	0	0.00	0	0.000	0	0	0	0	1	1	0	0	0	0	0	0
Nov-19	0	0	0.00	0	0.00	0	0.00	0	0.00	0	0.00	0	0.000	0	0	0	0	1	1	0	0	1	1	0	0
Dec-19	0	0	0.00	0	0.00	0	0.00	1	2.00	0	0.00	0	0.000	0	0	0	0	0	0	0	0	0	0	0	0
Jan-20																									
Feb-20																									
Mar-20																									
Apr-20																									
May-20																									
Jun-20																									
Total	0	0	0.00	0	0.00	0	0.00	1	2.00	0	0.00	0	0.000	0	0	0	0	3	4	0	0	2	2	2	2

Langi Kal Kal Targeted and Random General Drug Test Positives & Equivalents: 2019-2020



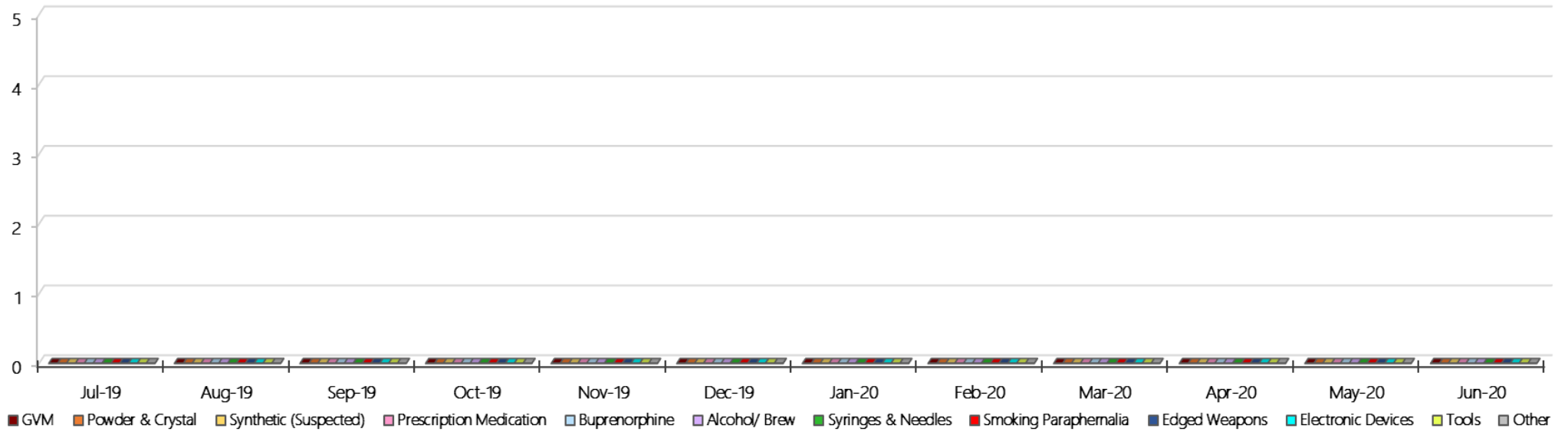
Langi Kal Kal Positive Test Results by Drug Type: 2019-2020

Langi Kal Kal Positive Test Results By Drug Type: 2019-2020



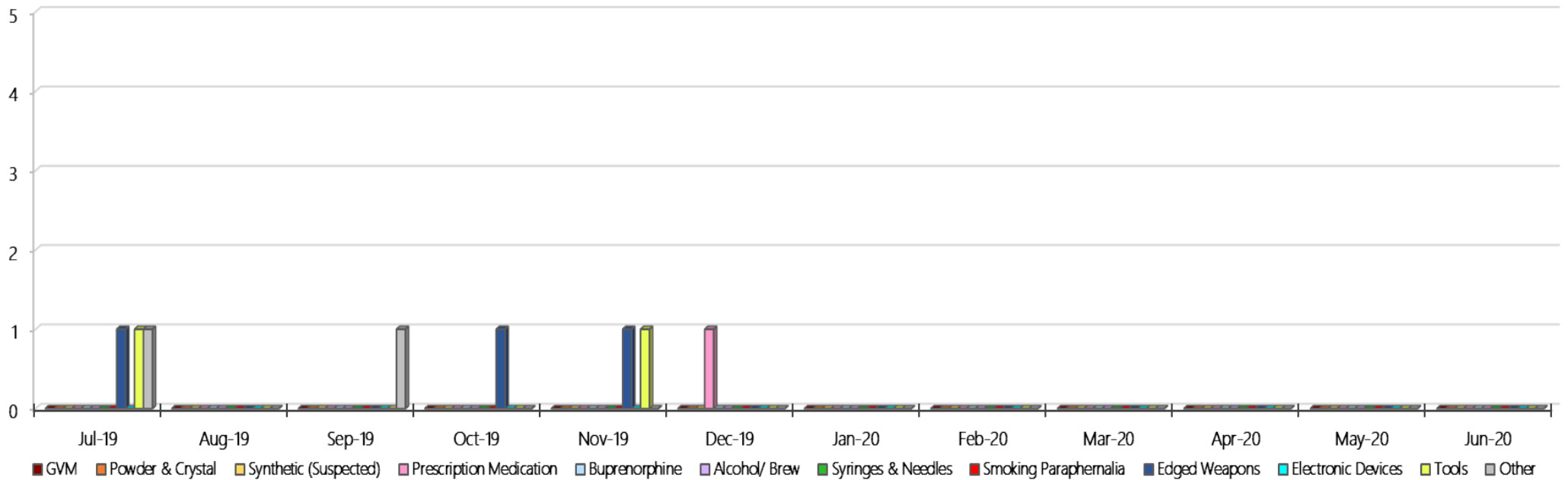
Langi Kal Kal Count of Visitor Seizure Finds: 2019-2020

Langi Kal Kal Count of Visitor Seizure Finds: 2019-2020



Langi Kal Kal Count of Prisoner Seizure Finds: 2019-2020

Langi Kal Kal Count of Prisoner Seizure Finds: 2019-2020



Tarrengower Prison

Targeted and Random General Drug Test Results: 2018-2019

Tarrengower	Jul-19	Aug-19	Sep-19	Oct-19	Nov-19	Dec-19	Jan-20	Feb-20	Mar-20	Apr-20	May-20	Jun-20	Average	Totals
Effective Sample - Targeted	7	3	3	1	1	1							3	16
Targeted Positives	0	0	0	0	1	0							0	1
Refusal	0	0	0	0	0	0							0	0
Unable	0	0	0	0	0	0							0	0
Interfered	0	0	0	0	0	0							0	0
Adulterated	0	0	0	0	0	0							0	0
Targeted % Tested Positive	0.00%	0.00%	0.00%	0.00%	100.00%	0.00%							6.25%	6.25%
Awaiting / Pending Results	0	0	0	0	0	0							0	0
Targeted Residual	0	0	0	0	0	0							0	0
Random tests collected	10	8	10	7	7	10							9	52
Tested Positive	0	0	0	0	0	0							0	0
Refusal (guilty)	0	0	0	0	0	0							0	0
Unable (not guilty)	0	0	0	0	0	0							0	0
Unable (guilty)	0	0	0	0	0	0							0	0
Interfered (guilty)	0	0	0	0	0	0							0	0
No test (valid reason)	0	0	0	1	1	0							0	2
No test (no valid reason)	0	0	0	0	0	0							0	0
Adulterated	0	0	0	0	0	0							0	0
Awaiting / Pending Results	0	0	0	0	0	0							0	0
Random Residual (PIMS URAR030)	0	0	0	0	0	0							0	0
Effective Sample - Random General	10	8	10	7	7	10							9	52
% Tested positive	0.00%	0.00%	0.00%	0.00%	0.00%	0.00%							0.00%	
% Prisoner guilty, positive equivalents	0.00%	0.00%	0.00%	0.00%	0.00%	0.00%							0.00%	
% Total prisoner fails	0.00%	0.00%	0.00%	0.00%	0.00%	0.00%							0.00%	
% No test without valid reason	0.00%	0.00%	0.00%	0.00%	0.00%	0.00%							0.00%	
Random General Benchmark 1.50%	1.50%	1.50%	1.50%	1.50%	1.50%	1.50%	1.50%	1.50%	1.50%	1.50%	1.50%	1.50%	YTD	
% Failures for SDO	0.00%	0.00%	0.00%	0.00%	0.00%	0.00%							0.00%	

Tarrengower - Drugs Identified Through Testing by Drug Type: 2019-2020

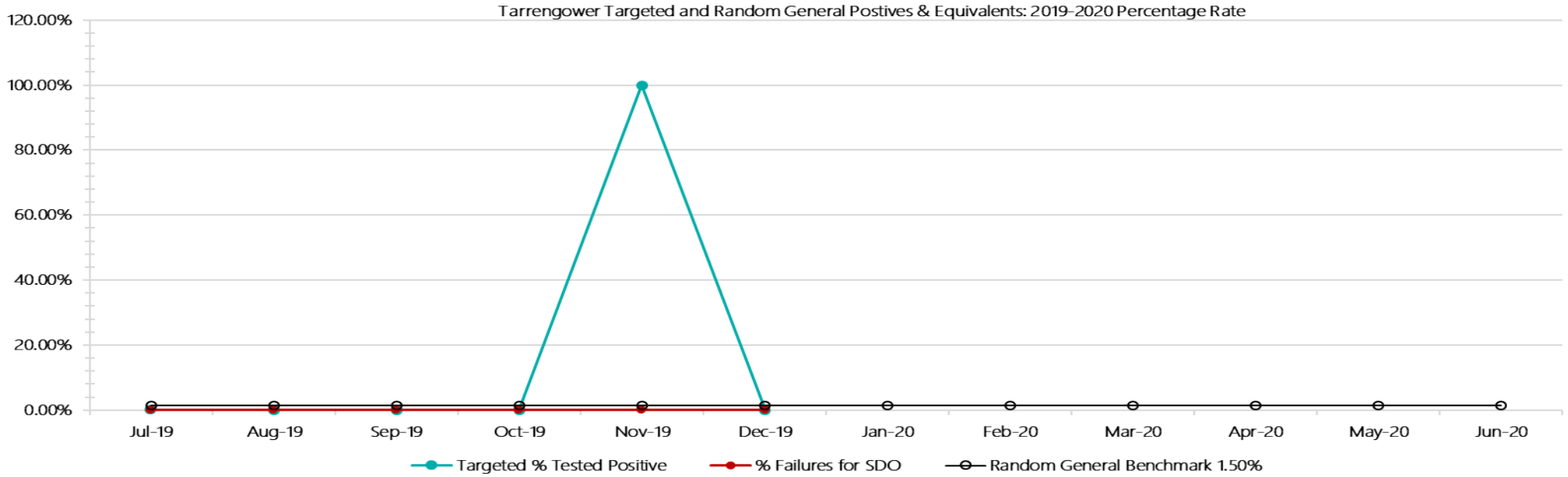
Tarrengower	Amphetamines	Methamphetamines	Cocaine	Opiates	Benzodiazepines	Cannabinoids	Ethanol**	Methadone	ADP*	APS*	Steroids**	Buprenorphine	NOA*	Total
Jul-19	0	0	0	0	0	0	0	0	0	0	0	0	0	0
Aug-19	0	0	0	0	0	0	0	0	0	0	0	0	0	0
Sep-19	0	0	0	0	0	0	0	0	0	0	0	0	0	0
Oct-19	0	0	0	0	0	0	0	0	0	0	0	0	0	0
Nov-19	0	0	0	0	0	0	0	0	1	0	0	0	0	1
Dec-19	0	0	0	0	0	0	0	0	0	0	0	0	0	0
Jan-20														
Feb-20														
Mar-20														
Apr-20														
May-20														
Jun-20														
Tarrengower YTD	0	0	0	0	0	0	0	0	1	0	0	0	0	1
All Prisons YTD	105	173	1	25	24	21	16	22	30	11	0	1156	0	1584
Tarrengower % of Total	0.00%	0.00%	0.00%	0.00%	0.00%	0.00%	0.00%	0.00%	3.33%	0.00%	0.00%	0.00%	0.00%	0.06%

Tarrengower Seizures of Contraband: Visitors & Prisoners: 2019-2020

Visitors	GVM		Powder & Crystal		Synthetic (Suspected)		Prescription Medication		Buprenorphine		Alcohol & Home Brew		Syringes		Smoking Paraphernalia		Edged Weapons		Electronic Devices		Tools		Other		
	T'gower	Finds	Gms	Finds	Gms	Finds	Gms	Finds	Qty	Finds	Qty	Finds	Ltrs	Finds	Qty	Finds	Qty	Finds	Qty	Finds	Qty	Finds	Qty	Finds	Qty
Jul-19	0	0.00	0	0.00	0	0.00	0	0.00	0	0.00	0	0.000	0	0	0	0	0	0	0	0	0	0	0	1	1
Aug-19	0	0.00	0	0.00	0	0.00	0	0.00	0	0.00	0	0.000	0	0	0	0	0	0	0	0	0	0	0	0	0
Sep-19	0	0.00	0	0.00	0	0.00	0	0.00	0	0.00	0	0.000	0	0	0	0	0	0	0	0	0	0	0	0	0
Oct-19	0	0.00	0	0.00	0	0.00	0	0.00	0	0.00	0	0.000	0	0	0	0	0	0	0	0	0	0	0	0	0
Nov-19	0	0.00	0	0.00	0	0.00	0	0.00	0	0.00	0	0.000	0	0	0	0	0	0	0	0	0	0	0	0	0
Dec-19	0	0.00	0	0.00	0	0.00	0	0.00	0	0.00	0	0.000	0	0	0	0	0	0	0	0	0	0	0	0	0
Jan-20																									
Feb-20																									
Mar-20																									
Apr-20																									
May-20																									
Jun-20																									
Total	0	0.00	0	0.00	0	0.00	0	0.00	0	0.00	0	0.000	0	0	0	0	0	0	0	0	0	0	0	1	1

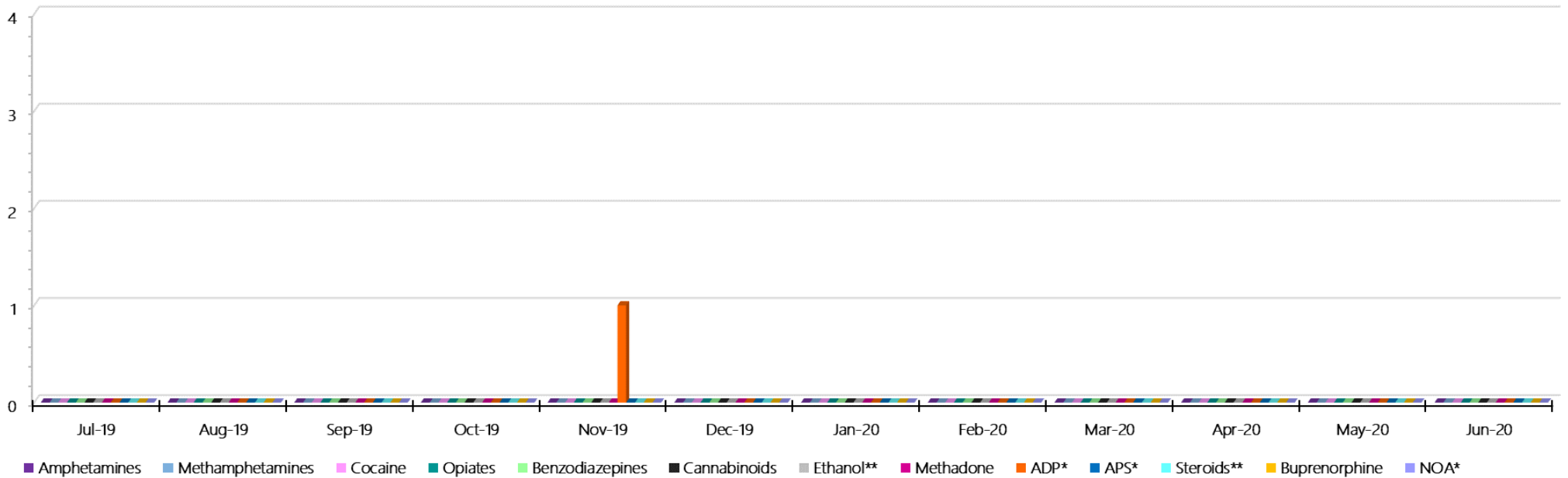
Prisoners	GVM		Powder & Crystal		Synthetic (Suspected)		Prescription Medication		Buprenorphine		Alcohol & Home Brew		Syringes		Smoking Paraphernalia		Edged Weapons		Electronic Devices		Tools		Other		
	T'gower	Finds	Gms	Finds	Gms	Finds	Gms	Finds	Qty	Finds	Qty	Finds	Ltrs	Finds	Qty	Finds	Qty	Finds	Qty	Finds	Qty	Finds	Qty	Finds	Qty
Jul-19	0	0.00	0	0.00	0	0.00	0	0.00	0	0.00	0	0.000	0	0	0	0	0	0	0	0	0	0	0	2	1.1
Aug-19	0	0.00	0	0.00	0	0.00	0	0.00	0	0.00	0	0.000	0	0	0	0	0	0	0	0	0	0	0	0	0
Sep-19	0	0.00	0	0.00	0	0.00	1	2.00	0	0.00	0	0.000	0	0	0	0	0	0	0	0	0	0	0	0	0
Oct-19	0	0.00	0	0.00	0	0.00	1	3.00	0	0.00	0	0.000	0	0	0	0	0	0	0	0	0	0	0	0	0
Nov-19	0	0.00	0	0.00	0	0.00	0	0.00	0	0.00	0	0.000	0	0	0	0	0	0	0	0	0	0	0	0	0
Dec-19	0	0.00	0	0.00	0	0.00	0	0.00	0	0.00	0	0.000	0	0	1	1	0	0	0	0	0	0	0	0	0
Jan-20																									
Feb-20																									
Mar-20																									
Apr-20																									
May-20																									
Jun-20																									
Total	0	0.00	0	0.00	0	0.00	2	5.00	0	0.00	0	0.000	0	0	1	1	0	0	0	0	0	0	2	1.1	

Tarrengower Targeted and Random General Drug Test Positives & Equivalents: 2019-2020



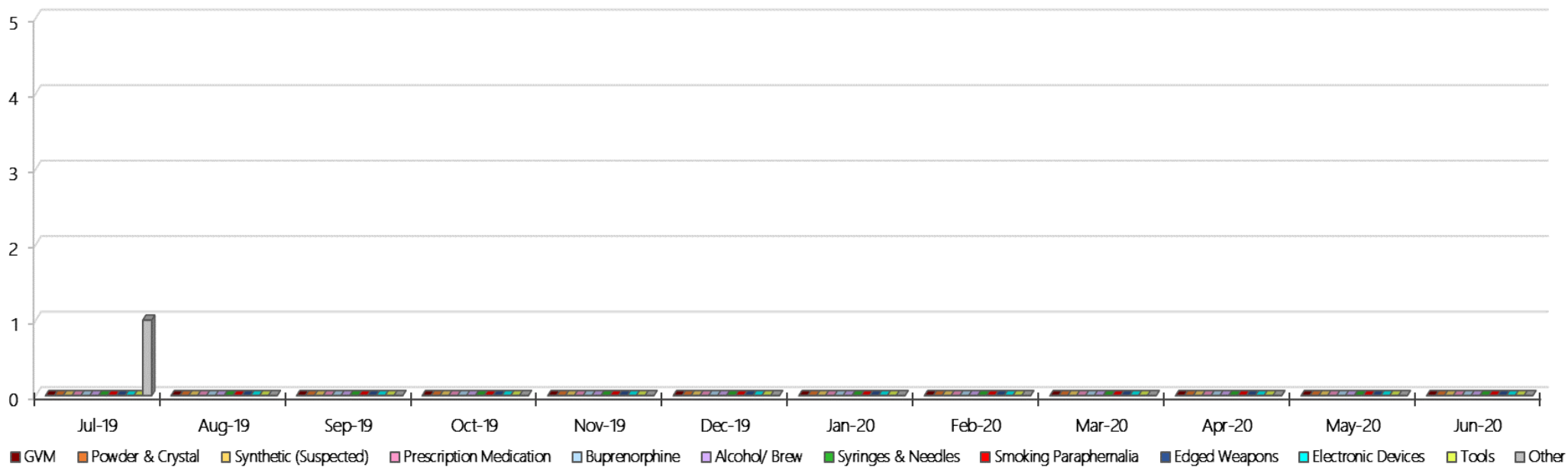
Tarrengower Positive Test Results by Drug Type: 2019-2020

Tarrengower Positive Test Results By Drug Type: 2019-2020



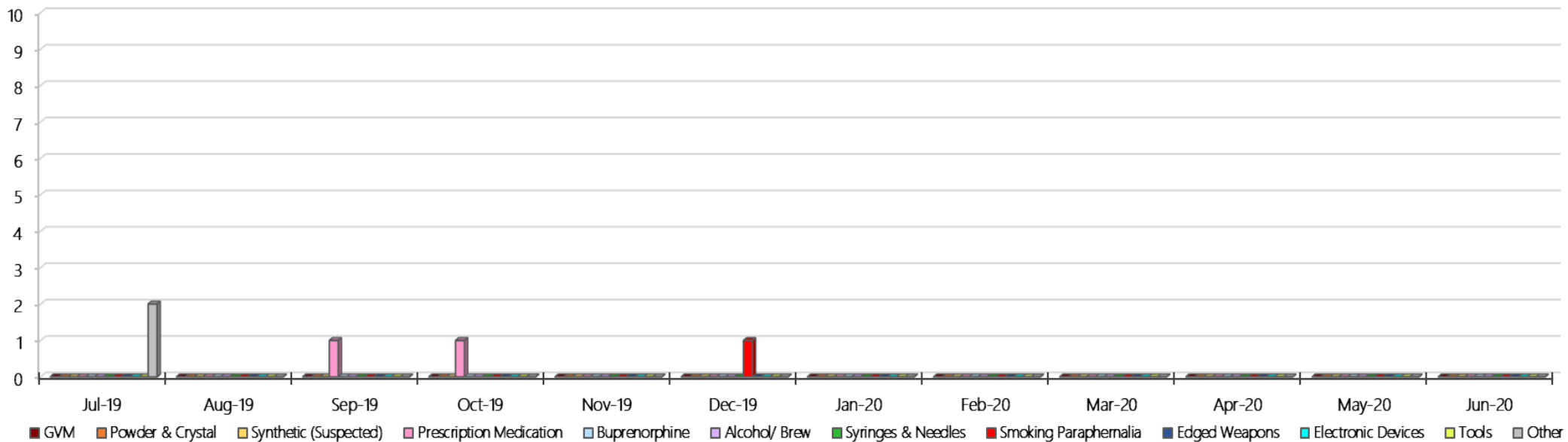
Tarrengower Count of Visitor Seizure Finds: 2019-2020

Tarrengower Count of Visitor Seizure Finds: 2019-2020



Tarrengower Count of Prisoner Seizure Finds: 2019-2020

Tarrengower Count of Prisoner Seizure Finds: 2019-2020



Judy Lazarus Transition Centre Targeted and Random General Drug Test Results: 2019-2020

JLTC	Jul-19	Aug-19	Sep-19	Oct-19	Nov-19	Dec-19	Jan-20	Feb-20	Mar-20	Apr-20	May-20	Jun-20	Average	Totals
Effective Sample - Targeted	1	1	2	0	2								1	6
Targeted Positives	0	0	0	0	0								0	0
Refusal	0	0	0	0	0								0	0
Unable	0	0	0	0	0								0	0
Interfered	0	0	0	0	0								0	0
Adulterated	0	0	0	0	0								0	0
Targeted % Tested Positive	0.00%	0.00%	0.00%		0.00%								0.00%	0.00%
Awaiting / Pending Results	0	0	0	0	0								0	0
Targeted Residual	0	0	0	0	0								0	0
Random tests collected	4	4	5	4	4								4	21
Tested Positive	0	0	0	1	0								0	1
Refusal (guilty)	0	0	0	0	0								0	0
Unable (not guilty)	0	0	0	0	0								0	0
Unable (guilty)	0	0	0	0	0								0	0
Interfered (guilty)	0	0	0	0	0								0	0
No test (valid reason)	1	0	0	0	0								0	1
No test (no valid reason)	0	0	0	0	0								0	0
Adulterated	0	0	0	0	0								0	0
Awaiting / Pending Results	0	0	0	0	0								0	0
Random Residual (PIMS URAR030)	0	0	0	0	0								0	0
Effective Sample - Random General	4	4	5	4	4								4	21
% Tested positive	0.00%	0.00%	0.00%	25.00%	0.00%								5.00%	
% Prisoner guilty, positive equivalents	0.00%	0.00%	0.00%	0.00%	0.00%								0.00%	
% Total prisoner fails	0.00%	0.00%	0.00%	25.00%	0.00%								5.00%	
% No test without valid reason	0.00%	0.00%	0.00%	0.00%	0.00%								0.00%	
Random General Benchmark 3.50%	3.50%	3.50%	3.50%	3.50%	3.50%	3.50%	3.50%	3.50%	3.50%	3.50%	3.50%	3.50%	YTD	
% Failures for SDO	0.00%	0.00%	0.00%	25.00%	0.00%								4.76%	

JLTC - Drugs Identified Through Testing by Drug Type: 2019-2020

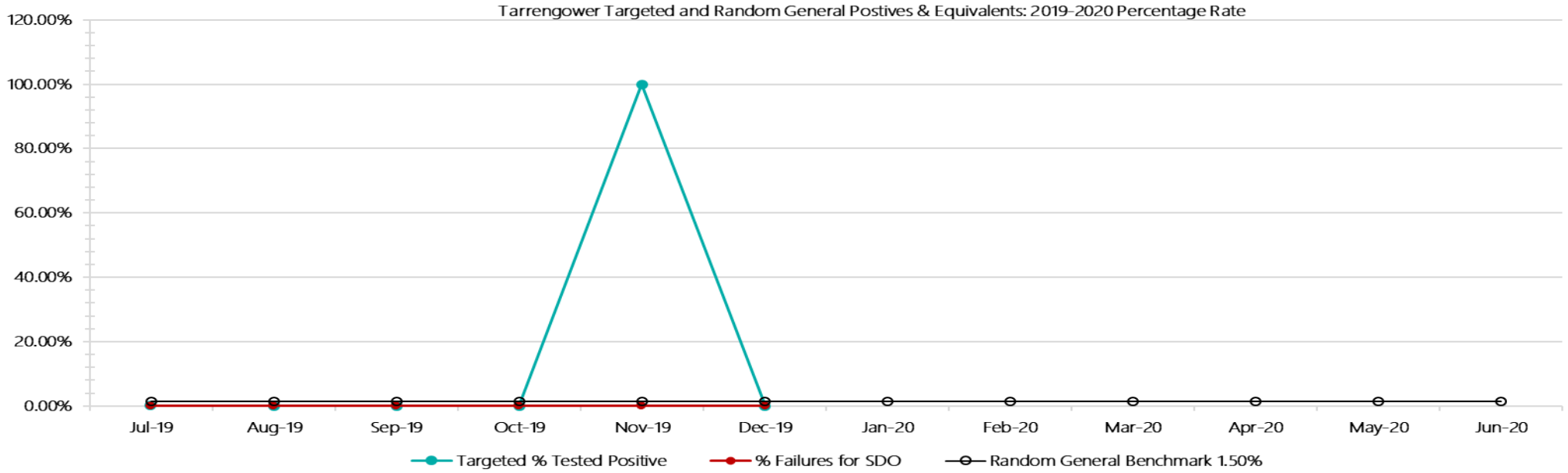
JLTC	Amphetamines	Methamphetamines	Cocaine	Opiates	Benzodiazepines	Cannabinoids	Ethanol**	Methodone	ADP*	APS*	Steroids**	Buprenorphine	NOA*	Total
Jul-19	0	0	0	0	0	0	0	0	0	0	0	0	0	0
Aug-19	0	0	0	0	0	0	0	0	0	0	0	0	0	0
Sep-19	0	0	0	0	0	0	0	0	0	0	0	0	0	0
Oct-19	1	1	1	0	0	0	0	0	0	0	0	1	0	4
Nov-19	0	0	0	0	0	0	0	0	0	0	0	0	0	0
Dec-19	0	0	0	0	0	0	0	0	0	0	0	1	0	1
Jan-20														
Feb-20														
Mar-20														
Apr-20														
May-20														
Jun-20														
JLTC YTD	1	1	1	0	0	0	0	0	0	0	0	2	0	5
<i>All Prisons YTD</i>	<i>105</i>	<i>173</i>	<i>1</i>	<i>25</i>	<i>24</i>	<i>21</i>	<i>16</i>	<i>22</i>	<i>30</i>	<i>11</i>	<i>0</i>	<i>1156</i>	<i>0</i>	<i>1584</i>
<i>JLTC % of Total</i>	<i>0.95%</i>	<i>0.58%</i>	<i>100.00%</i>	<i>0.00%</i>	<i>0.00%</i>	<i>0.00%</i>	<i>0.00%</i>	<i>0.00%</i>	<i>0.00%</i>	<i>0.00%</i>	<i>0.00%</i>	<i>0.17%</i>	<i>0.00%</i>	<i>0.32%</i>

JLTC Seizures of Contraband: Visitors & Prisoners: 2019-2020

Visitors	GVM		Powder & Crystal		Synthetic (Suspected)		Prescription Medication		Buprenorphine		Alcohol & Home Brew		Syringes		Smoking Paraphernalia		Edged Weapons		Electronic Devices		Tools		Other	
	Finds	Gms	Finds	Gms	Finds	Gms	Finds	Qty	Finds	Qty	Finds	Ltrs	Finds	Qty	Finds	Qty	Finds	Qty	Finds	Qty	Finds	Qty	Finds	Qty
Jul-19	0	0.00	0	0.00	0	0.00	0	0.00	0	0.00	0	0.000	0	0	0	0	0	0	0	0	0	0	0	0
Aug-19	0	0.00	0	0.00	0	0.00	0	0.00	0	0.00	0	0.000	0	0	0	0	0	0	0	0	0	0	0	0
Sep-19	0	0.00	0	0.00	0	0.00	0	0.00	0	0.00	0	0.000	0	0	0	0	0	0	0	0	0	0	0	0
Oct-19	0	0.00	0	0.00	0	0.00	0	0.00	0	0.00	0	0.000	0	0	0	0	0	0	0	0	0	0	0	0
Nov-19	0	0.00	0	0.00	0	0.00	0	0.00	0	0.00	0	0.000	0	0	0	0	0	0	0	0	0	0	0	0
Dec-19	0	0	0	0	0	0	0	0	0	0	0	0	0	0	0	0	0	0	0	0	0	0	0	0
Jan-20																								
Feb-20																								
Mar-20																								
Apr-20																								
May-20																								
Jun-20																								
Total	0	0.00	0	0.00	0	0.00	0	0.00	0	0.00	0	0.000	0	0	0	0	0	0	0	0	0	0	0	0

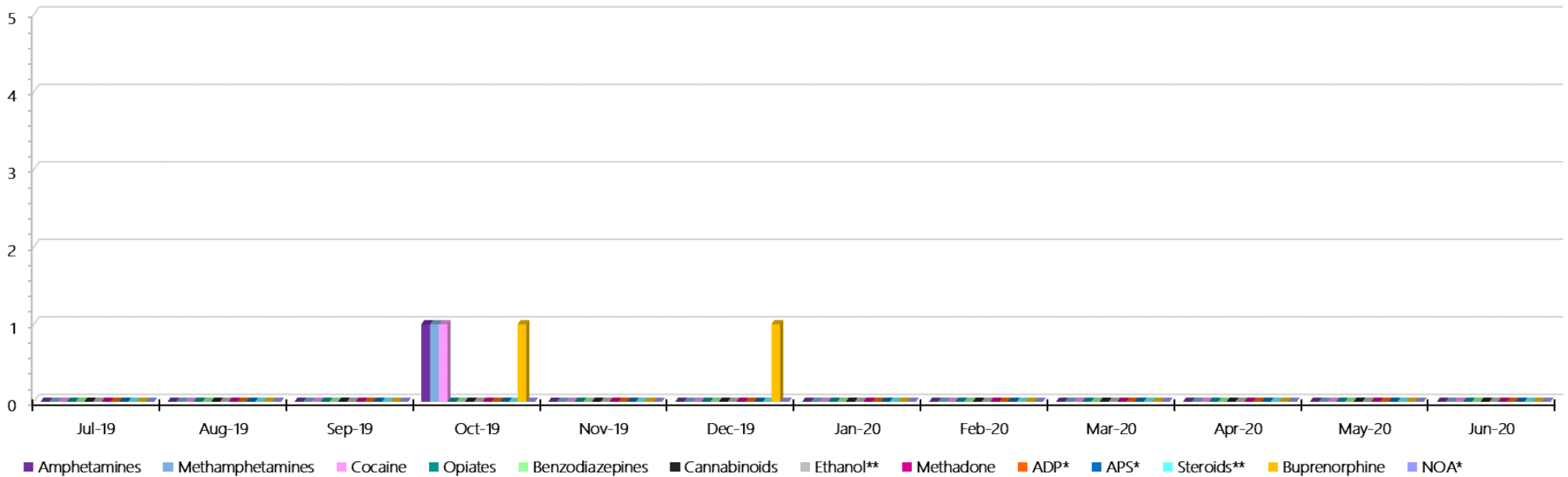
Prisoners	GVM		Powder & Crystal		Synthetic (Suspected)		Prescription Medication		Buprenorphine		Alcohol & Home Brew		Syringes		Smoking Paraphernalia		Edged Weapons		Electronic Devices		Tools		Other	
	Finds	Gms	Finds	Gms	Finds	Gms	Finds	Qty	Finds	Qty	Finds	Ltrs	Finds	Qty	Finds	Qty	Finds	Qty	Finds	Qty	Finds	Qty	Finds	Qty
Jul-19	0	0.00	0	0.00	0	0.00	1	18.00	0	0.00	0	0.000	0	0	0	0	0	0	0	0	0	0	0	0
Aug-19	0	0	0	0	0	0	1	6	0	0	0	0	0	0	1	4	0	0	0	0	0	0	0	0
Sep-19	0	0	0	0	0	0	0	0	0	0	0	0	0	0	0	0	0	0	0	0	0	0	0	0
Oct-19	0	0	0	0	0	0	0	0	1	2	0	0	0	0	1	2	0	0	0	0	1	2	1	1
Nov-19	0	0	0	0	0	0	0	0	0	0	0	0	0	1	1	0	0	0	0	0	0	1	1	1
Dec-19	0	0	0	0	0	0	0	0	0	0	0	0	0	0	0	0	0	0	0	0	0	0	0	0
Jan-20																								
Feb-20																								
Mar-20																								
Apr-20																								
May-20																								
Jun-20																								
Total	0	0.00	0	0.00	0	0.00	2	24.00	1	2.00	0	0.000	0	0	3	7	0	0	0	0	1	2	2	2

JLTC Targeted and Random General Drug Test Positives & Equivalents: 2019-2020



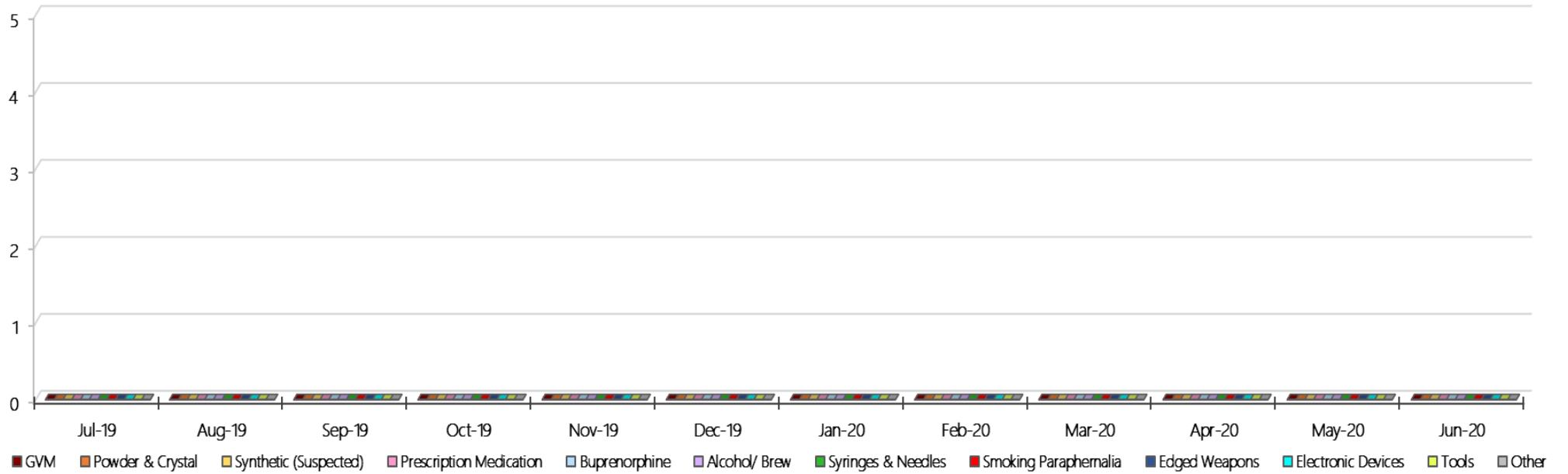
JLTC Positive Test Results by Drug Type: 2019-2020

JLTC Positive Test Results By Drug Type: 2019-2020



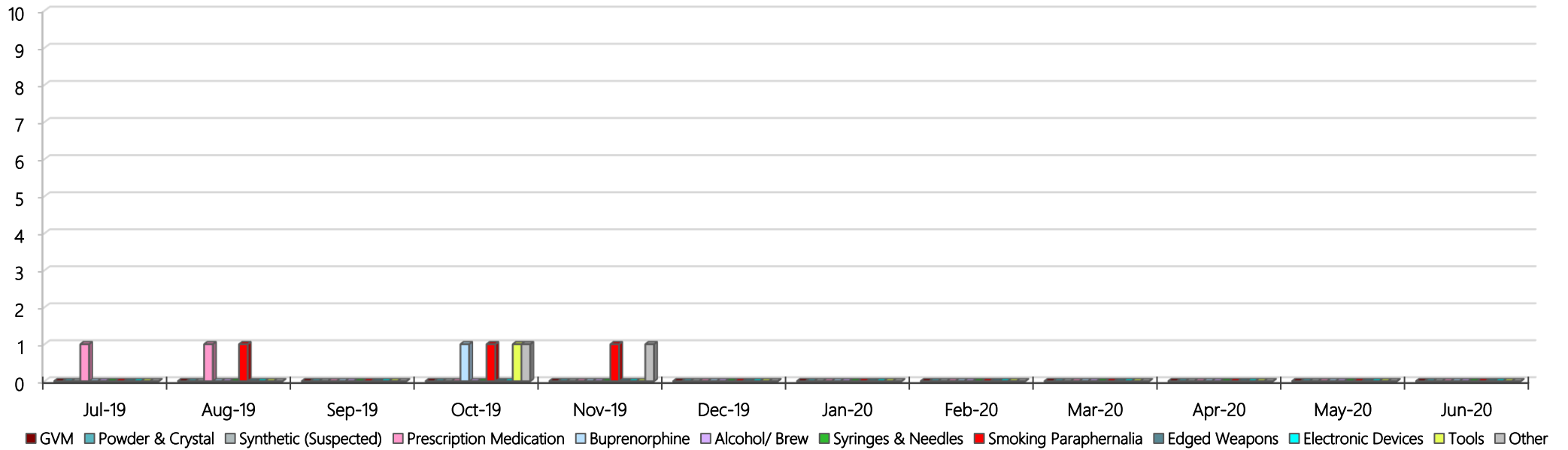
JLTC Count of Visitor Seizure Finds: 2019-2020

JLTC Count of Visitor Seizure Finds: 2019-2020



JLTC Count of Prisoner Seizure Finds: 2019-2020

JLTC Count of Prisoner Seizure Finds: 2019-2020



- PAGE LEFT BLANK INTENTIONALLY -